



13003917

Annual Report 2013

SEC
Mail Processing
Section
DEC 27 2013
Washington DC
404



IEC 
electronics

Absolutely, Positively, Perfect and On-Time™

Customer focus, candid communication
and learning have fostered an environment
of perpetual innovation.



MILITARY & AEROSPACE



INDUSTRIAL



MEDICAL

Dear Stockholders,

Two years ago I started a practice of writing this letter as if I was sitting in your living room and we were having coffee and chatting about the Company. I see no reason to change this approach.

It was a difficult year for the Company. Our business had a disappointing couple of quarters and we added very few new customers. As a result we made some adjustments to our management team and the operating structure of the business. At about the same time we realized we made an error reporting our financial information for all of fiscal 2012 and the first quarter of fiscal 2013. The error was localized to our Southern California Braiding (SCB) operation, but impacted the entire company. We found an error, fixed it and publically reported the error.

We've had eight years of solid growth in sales and earnings. In fiscal 2013 IEC took a non-cash largely goodwill impairment of \$14.2 million, which resulted from analyzing, and reconfiguring the operations of, SCB. Regarding Southern California Braiding, you have either listened to or read our quarterly results which addressed challenges we have had at that operation. We certainly have been disappointed with its performance which resulted in inadequate sales growth, cash flow, and profitability. Among some of the changes we've made at SCB were reductions in personnel and expenses. We also moved some of our work from SCB to our Albuquerque operation. With that said, we will continue making the changes necessary at SCB to improve its prospects and capture the promise we anticipated when we made the acquisition.

SCB has been an underperforming acquisition. However, strategically, SCB is an important acquisition that has given us a solid foothold in the military market, which remains one of the best markets for U.S. contract manufacturing. Previously, we had a toehold with our General Technology Corporation (GTC) acquisition in Albuquerque; however it was not sufficient to give us the penetration we were seeking. I believe the two companies together are providing us far greater penetration and when coupled with our metals business and counterfeit chip business we have a most interesting offering for the marketplace.

The year did have some bright spots. Over the course of the year we added numerous new customers or additional locations for existing customers. These new customers were across all of our targeted market sectors. Yet like all new customers or programs, they take time to unfold. The unfolding process is where forecasting can be challenging. I read the paper and watch the news like you do. I am not upbeat about the broad improvement in the economy and believe the tug of war in congress over military appropriations and the debt ceiling could postpone the start of some programs. I don't expect any of our programs to be cancelled, but I will not be surprised if they are postponed.

No one reading this note wants to read about how hard some of our managers have worked or the enormously long hours they put in. You want results. However, after this year, I would like to say quite publically, thank you.

I'm committed to working our way through these difficulties and to achieving a far brighter future.



W. Barry Gilbert
Chairman, IEC Electronics Corp

Page left intentionally blank

UNITED STATES SECURITIES AND EXCHANGE COMMISSION
Washington, D.C. 20549
FORM 10-K

Annual Report pursuant to Section 13 or 15(d) of the Securities Exchange Act of 1934
For the fiscal year ended September 30, 2013

or

Transition Report pursuant to Section 13 or 15(d) of the Securities Exchange Act of 1934
For the transition period from _____ to _____

Commission file number 0-6508

IEC ELECTRONICS CORP.

(Exact name of registrant as specified in its charter)

Delaware 13-3458955
(State or other jurisdiction of (IRS Employer Identification No.)
incorporation or organization)

105 Norton Street, Newark, New York 14513
(Address of principal executive offices) (Zip code)

Registrant's telephone number, including area code: 315-331-7742

Securities registered pursuant to Section 12(b) of the Act:

Common Stock, \$.01 par value NYSE MKT LLC
(Title of Class) (Name of each exchange on which registered)

Securities registered pursuant to Section 12(g) of the Act: None

Indicate by check mark if the registrant is a well-known seasoned issuer, as defined in Rule 405 of the Securities Act.

Yes No

Indicate by check mark if the registrant is not required to file reports pursuant to Section 13 or Section 15(d) of the Act.

Yes No

Indicate by check mark whether the registrant (1) has filed all reports required to be filed by Section 13 or 15(d) of the Securities Exchange Act of 1934 during the preceding 12 months (or for such shorter period that the registrant was required to file such reports), and (2) has been subject to such filing requirements for the past 90 days.

Yes No

Indicate by check mark whether the registrant has submitted electronically and posted on its corporate Web site, if any, every Interactive Data File required to be submitted and posted pursuant to Rule 405 of Regulation S-T during the preceding 12 months (or for such shorter period that the registrant was required to submit and post such files).

Yes No

Indicate by check mark if disclosure of delinquent filers pursuant to Item 405 of Regulation S-K is not contained herein, and will not be contained, to the best of registrant's knowledge, in definitive proxy or information statements incorporated by reference in Part III of this Form 10-K or any amendment to this Form 10-K.

Indicate by check mark whether the registrant is a large accelerated filer, an accelerated filer, a non-accelerated filer, or a smaller reporting company. See the definitions of "large accelerated filer", "accelerated filer", and "smaller reporting company" in Rule 12b-2 of the Exchange Act. (Check one):

Large accelerated filer Accelerated filer
 Non-accelerated filer Smaller reporting company

Indicate by check mark whether the registrant is a shell company (as defined in Rule 12b-2 of the Exchange Act).

Yes No

At March 29, 2013, the last business day of the registrant's most recently completed second fiscal quarter, the aggregate market value of the shares of common stock held by non-affiliates of the registrant was \$55,046,107 (based on the closing price of the registrant's common stock on the NYSE MKT on such date). Shares of common stock held by each executive officer and director and by each person and entity who beneficially owns more than 10% of the outstanding common stock have been excluded in that such person or entity may be deemed to be an affiliate for purposes of this calculation. Such exclusion should not be deemed a determination or admission by registrant that such individuals or entities are, in fact, affiliates of the registrant.

As of December 12, 2013, there were 9,990,975 shares of common stock outstanding.

SEC
Mail Processing
Section
DEC 27 2013
Washington DC
404

DOCUMENTS INCORPORATED BY REFERENCE

Portions of IEC Electronics Corp.'s definitive Proxy Statement for the 2014 Annual Meeting of Stockholders are incorporated by reference into Part III of this Form 10-K.

TABLE OF CONTENTS

PART I 4

Item 1. BUSINESS 5

Item 1A. RISK FACTORS 8

Item 1B. UNRESOLVED STAFF COMMENTS 15

Item 2. PROPERTIES 15

Item 3. LEGAL PROCEEDINGS 15

Item 4. MINE SAFETY DISCLOSURES 15

PART II 16

Item 5. MARKET FOR REGISTRANT’S COMMON EQUITY, RELATED STOCKHOLDER MATTERS, AND ISSUER PURCHASES OF EQUITY SECURITIES 16

Item 6. SELECTED CONSOLIDATED FINANCIAL DATA 17

Item 7. MANAGEMENT’S DISCUSSION AND ANALYSIS OF FINANCIAL CONDITION AND RESULTS OF OPERATIONS 18

Item 7A. QUANTITATIVE AND QUALITATIVE DISCLOSURES ABOUT MARKET RISK 25

Item 8. FINANCIAL STATEMENTS AND SUPPLEMENTARY DATA 26

Item 9. CHANGES IN AND DISAGREEMENTS WITH ACCOUNTANTS ON ACCOUNTING AND FINANCIAL DISCLOSURE 57

Item 9A. CONTROLS AND PROCEDURES 57

Item 9B. OTHER INFORMATION 59

PART III 59

Item 10. DIRECTORS, EXECUTIVE OFFICERS AND CORPORATE GOVERNANCE 59

Item 11. EXECUTIVE COMPENSATION 59

Item 12. SECURITY OWNERSHIP OF CERTAIN BENEFICIAL OWNERS AND MANAGEMENT AND RELATED STOCKHOLDER MATTERS 59

Item 13. CERTAIN RELATIONSHIPS AND RELATED TRANSACTIONS, AND DIRECTOR INDEPENDENCE 60

Item 14. PRINCIPAL ACCOUNTANT FEES AND SERVICES 60

PART IV 60

Item 15. EXHIBITS AND CONSOLIDATED FINANCIAL STATEMENT SCHEDULES 60

SIGNATURES 61

INDEX TO EXHIBITS 62

PART I

"SAFE HARBOR" CAUTIONARY STATEMENT UNDER THE PRIVATE SECURITIES LITIGATION REFORM ACT OF 1995

References in this report to "IEC", the "Company", "we", "our", or "us" mean IEC Electronics Corp. and its subsidiaries except where the context otherwise requires. This Annual Report on Form 10-K ("Form 10-K") contains certain statements that are, or may be deemed to be, forward-looking statements within the meaning of section 27A of the Securities Act of 1933 and section 21E of the Securities Exchange Act of 1934, and are made in reliance upon the protections provided by such Acts for forward-looking statements. These forward-looking statements (such as when we describe what we "believe", "expect" or "anticipate" will occur, and other similar statements) include, but are not limited to, statements regarding future sales and operating results, future prospects, the capabilities and capacities of business operations, any financial or other guidance and all statements that are not based on historical fact, but rather reflect our current expectations concerning future results and events. The ultimate correctness of these forward-looking statements is dependent upon a number of known and unknown risks and events and is subject to various uncertainties and other factors that may cause our actual results, performance or achievements to be different from any future results, performance or achievements expressed or implied by these statements.

The following important factors, among others, could affect future results and events, causing those results and events to differ materially from those views expressed or implied in our forward-looking statements: business conditions and growth or contraction in our customers' industries, the electronic manufacturing services industry and the general economy; variability of our operating results; our ability to control our material, labor and other costs; our dependence on a limited number of major customers; the potential consolidation of our customer base; availability of component supplies; dependence on certain industries; variability and timing of customer requirements; uncertainties as to availability and timing of governmental funding for our customers; the types and mix of sales to our customers; our ability to assimilate acquired businesses and to achieve the anticipated benefits of such acquisitions; unforeseen product failures and the potential product liability claims that may be associated with such failures; the availability of capital and other economic, business and competitive factors affecting our customers, our industry and business generally; failure or breach of our information technology systems; natural disasters; and other factors that we may not have currently identified or quantified. Additional risks and uncertainties resulting from the restatement of our financial statements included in our Annual Report on Form 10-K/A and in our Quarterly Report on Form 10-Q/A filed on July 3, 2013 could, among others, (i) cause us to incur substantial additional legal, accounting and other expenses, (ii) result in additional shareholder, governmental or other actions, or adverse consequences from the consolidated shareholder action or the formal investigation being conducted by the Securities and Exchange Commission ("SEC"), (iii) cause our customers, including the government contractors with which we deal, to lose confidence in us or cause a default under our contractual arrangements, (iv) cause a default under the Company's arrangements with M&T Bank with respect to which, if the Bank chooses to exercise its remedies, the Company may not be able to obtain replacement financing or continue its operations, (v) result in delisting of the Company's stock from NYSE MKT (the "Exchange") if the Company fails to meet any Exchange listing standard, or fails to comply with its listing agreement with the Exchange, during the twelve months ending July 9, 2014, or (vi) result in additional failures of the Company's internal controls if the Company's remediation efforts are not effective. Any one or more of such risks and uncertainties could have a material adverse effect on us or the value of our common stock. For a further list and description of various risks, relevant factors and uncertainties that could cause future results or events to differ materially from those expressed or implied in our forward-looking statements, see the "Risk Factors" and "Management's Discussion and Analysis of Financial Condition and Results of Operations" sections elsewhere in this document.

All forward-looking statements included in this Form-10-K are made only as of the date of this Form 10-K. We do not undertake any obligation to, and may not, publicly update or correct any forward-looking statements to reflect events or circumstances that subsequently occur or which we hereafter become aware of. New risks uncertainties arise from time to time and we cannot predict these events or how they may affect us. When considering these risks, uncertainties and assumptions, you should keep in mind the cautionary statements contained in this report and any documents incorporated herein by reference. You should read this document and the documents that we incorporate by reference into this Form-10-K completely and with the understanding that our actual future results may be materially different from what we expect. All forward-looking statements attributable to us are expressly qualified by these cautionary statements.

PART I

Item 1. BUSINESS

Overview

IEC Electronics Corp. ("IEC", "we", "our", "us", "Company") conducts business directly, as well as through its subsidiaries and divisions, Wire and Cable, Albuquerque, SCB and Celmet described below in "Recent Acquisitions" and DRTL described in this "Overview".

IEC is a premier provider of electronic contract manufacturing services ("EMS") to advanced technology companies. We specialize in the custom manufacture of high reliability, complex circuit cards and system-level assemblies; a wide array of cable and wire harness assemblies capable of withstanding extreme environments; and precision sheet metal components. We excel where quality and reliability are of paramount importance and when low-to-medium volume, high-mix production is the norm. We utilize state-of-the-art, automated circuit card assembly equipment together with a full complement of high-reliability manufacturing stress testing methods. With our customers at the center of everything we do, we have created a high-intensity, rapid response culture capable of reacting and adapting to their ever-changing needs. Our customer-centric approach offers a high degree of flexibility while simultaneously complying with rigorous quality and on-time delivery standards. While many EMS services are viewed as commodities, we differentiate ourselves through an uncommon mix of capabilities including:

- A technology center that combines dedicated prototype manufacturing with an on-site materials analysis lab, enabling the seamless transition of complex electronics from design to production.
- In-house, custom, functional testing and troubleshooting of complex system-level assemblies in support of end-order fulfillment.
- A laboratory that enables us to assist customers in mitigating the risk of purchasing counterfeit parts through our subsidiary Dynamic Research and Testing Laboratories, LLC, ("DRTL").
- Build-to-print precision sheet metal and complex wire harness assemblies supporting just-in-time delivery of critical end-market, system-level electronics.
- A Lean/Six Sigma continuous improvement program supported by a team of Six Sigma Blackbelts delivering best-in-class results.
- Proprietary software-driven Web Portal providing customers real-time access to a wide array of operational data.

We focus on developing relationships with customers who manufacture advanced technology products and who are unlikely to utilize offshore suppliers due to the proprietary nature of their products, governmental restrictions or volume considerations. We have continued to expand our business by adding new customers and markets, and our customer base is stronger and more diverse as a result. We proactively invest in areas we view as important for our continued growth. IEC is ISO 9001:2008 certified. Four of our units (IEC and Wire and Cable in Newark, NY; Albuquerque in NM; and SCB in Bell Gardens, CA) are AS9100 certified to serve the military and commercial aerospace market sector, and are ITAR registered. In addition, the Company's locations in Newark, NY and Albuquerque, NM are Nadcap accredited for electronics manufacturing to support the most stringent quality requirements of the aerospace industry and the Newark, NY location is ISO 13485 certified to serve the medical market sector. Our Newark, NY location is also an NSA approved supplier under the COMSEC standard and its environmental systems are ISO 14001:2004 certified. DRTL in Albuquerque, NM is ISO 17025 accredited, which is the international standard covering testing and calibration laboratories. Albuquerque and SCB also perform work per NASA-STD-8739 and J-STD-001ES space standards.

We evaluate emerging technologies on an ongoing basis to maintain a technology roadmap so that relevant processes and advances in new equipment are available to our customers when commercial and design factors warrant. The current generation of interconnection technologies includes chip-scale packaging and ball-grid-array ("BGA") assembly techniques. We have placed millions of plastic and ceramic BGA's since 1994. Future advances will be directed by our technology center, which combines prototype and pilot build services with the capabilities of our advanced materials technology laboratory and our design engineering group.

The technical expertise of our experienced workforce enables us to build some of the most advanced electronic, wire & cable, and precision metal systems sought by original equipment manufacturers ("OEMs").

Recent Acquisitions

Since May 2008, we have executed several strategic acquisitions that advanced our capability to support existing and potential customers in the EMS market.

On December 17, 2010, we acquired the assets of Southern California Braiding Co., Inc., a privately held company principally engaged in providing wire and cable products to military and defense markets. The business is now operated through IEC's subsidiary, Southern California Braiding, Inc. ("SCB"). The acquisition reinforced IEC's foundation as a premier provider of high-reliability contract manufacturing services. SCB specializes in providing its customers, including military 'primes' and NASA, with complex cables and wire harnesses built to withstand the demands of extreme environments. The acquisition further diversified IEC's

customer base, and enables us to complement and expand our existing wire and cable business that itself is the outgrowth of a 2008 acquisition. SCB is located in the Los Angeles metropolitan area (Bell Gardens, CA).

On July 30, 2010, we acquired the assets of Celmet Co., Inc., a privately held manufacturer of metal chassis and assemblies located in Rochester, NY. Celmet operates as a division of IEC ("Celmet"). IEC previously outsourced the manufacture of thousands of such chassis each year, and this acquisition has ensured the Company a steady supply of high quality units. In addition, Celmet serves the same military, medical, industrial and transportation markets as IEC, and the acquisition has enabled us to expand our offerings in those markets.

On December 16, 2009, the Company acquired the stock of General Technology Corporation from Crane International Holdings, Inc. The acquired business employed complementary technologies and served markets similar to IEC's. In April 2011, the entity's name was changed to IEC Electronics Corp - Albuquerque ("Albuquerque"). Our Albuquerque operation occupies an important niche in the military and defense markets by supporting its customers in managing their legacy products and programs. Located in Albuquerque, NM, the acquisition broadened IEC's product mix and further diversified our customer base.

On May 30, 2008, IEC acquired the stock of Val-U-Tech Corp., a wire-harness and cable-interconnect business located in Victor, NY. In 2009, Val-U-Tech was renamed IEC Electronics Wire and Cable, Inc. ("Wire and Cable"). Wire and Cable is a premier cable and wire harness manufacturer specializing in high-reliability applications for companies in the military, medical, industrial and transportation market sectors. Wire and Cable manufactures high-quality, custom cable and wire-harness assemblies, mechanical sub-assemblies, circuit card assemblies and box builds. During November 2012, the Victor location was moved into the Newark facility.

IEC Electronics Corp., a Delaware corporation, is the successor by merger in 1990 to IEC Electronics Corp., a New York corporation, which was originally organized in 1966. Executive offices are located at 105 Norton Street, Newark, New York 14513. Our telephone number is 315-331-7742, and our Internet address is www.iec-electronics.com.

The Electronics Contract Manufacturing Services ("EMS") Industry

The EMS industry specializes in providing the program management, technical support and manufacturing expertise required to take a product from the early design and prototype stages through volume production and distribution. Primarily as a response to rapid technological change and increased competition in the electronics industry, OEMs have recognized that by utilizing EMS providers they can improve their competitive position, realize an improved return on investment and concentrate on their core competencies such as research, product design and development and marketing. In addition, EMS providers allow OEMs to bring new products to market more rapidly and to adjust more quickly to fluctuations in product demand; avoid additional investment in plant, equipment and personnel; reduce inventory and other overhead costs; and determine known unit costs over the life of a contract. Many OEMs now consider EMS providers valued partners in executing their business and manufacturing strategy.

OEMs increasingly require EMS providers to provide complete turnkey manufacturing and material handling services, rather than working on a consignment basis, in which the OEM supplies all materials and the EMS provider supplies labor. Turnkey contracts involve design, manufacturing and engineering support, the procurement of all materials, sophisticated in-circuit and functional testing, and distribution.

IEC's Strategy

We endeavor to develop long-term manufacturing partnerships with established and emerging OEMs that value high-reliability final assemblies for their military, aerospace, medical, industrial and transportation businesses. In implementing this strategy, we offer our customers a full range of manufacturing solutions, flexible production, high quality, fast turnaround, and sophisticated computer-aided testing. In the early stages of product or program design, we frequently work with customers to evaluate the manufacturability and testability of their products, with the objective of enhancing quality and reducing the overall cost of ownership for our customers.

Competition

The EMS industry is highly fragmented and characterized by intense competition. We believe that the principal competitive factors in the EMS market include: technology capabilities, quality and range of services, past performance, design, cost, responsiveness and flexibility. We specialize in the custom manufacture of high reliability, complex circuit cards and system-level assemblies; a wide array of cable and wire harness assemblies capable of withstanding extreme environments; and precision sheet metal components. We are certified to serve the military and commercial aerospace sector as well as the medical sector and hold various accreditations. We excel where quality and reliability are of paramount importance and when low-to-medium volume, high-mix production is the norm. We utilize state-of-the-art, automated circuit card assembly equipment together with a full complement of high-reliability manufacturing stress testing methods. Our customer-centric approach offers a high degree of flexibility while simultaneously complying with rigorous quality and on-time delivery standards.

We compete against numerous foreign and domestic companies in addition to the internal capabilities of some of our customers. Some of our competitors include Flextronics International LTD., Benchmark Electronics, Inc., Plexus Corp. and Ducommun Incorporated. We may face new competitors in the future as the outsourcing industry evolves and existing or start-up companies develop capabilities similar to ours.

Products and Services

We manufacture a wide range of assemblies that are incorporated into many different products, such as military and aerospace systems, medical devices, industrial equipment and transportation products. Our products are distributed to and through OEMs. We support multiple divisions and product lines for many of our customers and frequently manufacture successive generations of products. In some cases, we are the sole EMS contract manufacturer for the customer site or division.

Materials Management

We generally procure materials to meet specific contract requirements and are often protected by contract terms that call for reimbursement to us in the event a contract is terminated by the customer. Whether purchased by us or supplied by a customer, materials are tracked and controlled by our internal systems throughout the manufacturing process.

Availability of Components

Our revenues are principally derived from turn-key services that involve the acquisition of raw and component materials, often from a limited number of suppliers, to be manufactured in accordance with each customer's specifications. While we believe we are well positioned with supplier relationships and procurement expertise, potential shortages of components in the world market could materially adversely affect our revenue levels or operating efficiencies.

Suppliers

Although we depend on a limited number of key suppliers, as a result of strategic relationships we have established with them, the Company frequently benefits from one or more of the following enhancements: automated trading methodologies; segregation of supplier-owned materials for IEC; reduced lead-times; competitive pricing; favorable payment terms; preference during periods of limited supply; and access to global resources. We have preferred supplier partnership agreements in place to support our business generally and to ensure access to custom commodities such as printed circuit boards.

For the year ended September 30, 2013, IEC obtained 31% of the materials used in production from two vendors, Arrow Electronics, Inc. and Avnet, Inc. If either of these vendors were to cease supplying us with materials for any reason, we would be forced to find alternative sources of supply. A change in suppliers could cause a delay in availability of products and a possible loss of sales, which could adversely affect operating results.

Marketing and Sales

Revenues remained relatively consistent with the prior year and increased significantly during the preceding years. The increases were the result of recently acquired companies, the addition of several new customers and increasing orders from existing customers. We utilize a direct sales force as well as a nationwide network of manufacturer's representatives. Through this hybrid sales approach, we execute a focused sales strategy targeting those customers whose product profiles are aligned with our core areas of expertise. For example, we focus on customers that are developing complex, advanced technology products for a wide array of market sectors ranging from satellite communications to medical, military and ruggedized industrial products.

Typically, the demand profiles associated with these customers are in the low-to-moderate volume range with high variability in required quantities and product mix. These customers' products often employ emerging technologies that require concentrated engineering and manufacturing support from product development through prototyping and on to volume manufacturing. As a result of the specialized services required, such customers rarely rely on an outsourcing model that focuses primarily on minimizing costs.

To reduce risk, the Company seeks a balanced distribution of business across industry sectors. As indicated in the table that follows, we maintained a relatively balanced distribution.

% of Sales by Sector	Years Ended	
	September 30, 2013	September 30, 2012
Military & Aerospace	51%	43%
Medical	20%	22%
Industrial	21%	25%
Communications & Other	8%	10%
	<u>100%</u>	<u>100%</u>

Individual customers representing 10% or more of sales included General Electric Company ("GE") (15%) in the 2013 fiscal year, and in fiscal 2012 GE (19%) and Sigma International ("Sigma") (15%). One customer in the military & aerospace market sector representing 10% or more of receivables accounted for 13% of outstanding balances at September 30, 2013, and a customer in the industrial market sector accounted for 10% of outstanding balances at September 30, 2012.

Backlog

Our backlog at the end of fiscal 2013 was 10.5% lower than at the end of fiscal 2012. We closed the year with a backlog of \$87.2 million as compared to \$94.8 million in fiscal 2012. Backlog consists of two categories: purchase orders and firm forecasted commitments. In addition to fulfilling orders and commitments contained in quarter-end backlog reports, we also receive and ship orders within each quarter that do not appear in the period end backlog reports. Variations in the magnitude and duration of contracts as well as customer delivery requirements may result in fluctuations in backlog from period to period. Approximately \$81.2 million of our current backlog is expected to be shipped within fiscal 2014, with the remainder expected to ship in future years.

Governmental Regulation

Our operations are subject to certain United States government regulations that control the export and import of defense-related articles and services, as well as federal, state and local regulatory requirements relating to environmental protection, waste management, and employee health and safety matters. Management believes that our business is operated in substantial compliance with all applicable laws and governmental regulations. While current costs of compliance, including compliance with environmental laws, are not material, our expenses could increase if new laws, regulations or requirements were to be introduced.

Employees

Employees are our single greatest resource, and the Company added 37 employees during fiscal 2013. IEC's total employees numbered 951 at September 30, 2013, including 809 permanent and 142 temporary. Of the permanent employees, 661 employees were engaged in manufacturing and manufacturing support, 71 in engineering, and 77 in administrative and marketing functions. None of our employees are covered by a collective bargaining agreement, nor have we experienced any work stoppages. We make a concerted effort to engage our employees in initiatives that improve our business and their opportunities for growth, and we believe that our employee relations are good. We have access to large and technically qualified workforces in close proximity to all of our operating locations: Rochester and Syracuse, NY; Albuquerque, NM; and Los Angeles, CA.

Patents and Trademarks

We do not hold any patents related to electronics manufacturing services, but do employ various registered trademarks. We do not believe that either patent or trademark protection is material to the operation of our business.

Item 1A. RISK FACTORS

OUR OPERATING RESULTS MAY FLUCTUATE FROM PERIOD TO PERIOD. Our annual and quarterly operating results may fluctuate significantly depending on various factors, many of which are beyond our control. These factors may include, but are not necessarily limited to:

- adverse changes in general economic conditions
- natural disasters that may impede our operations, the operation of our customers' business, or availability of manufacturing inputs from our suppliers
- the level and timing of customer orders and the accuracy of customer forecasts
- the capacity utilization of our manufacturing facilities and associated fixed costs
- price competition
- market acceptance of our customers' products
- business conditions in our customers' end markets
- our level of experience in manufacturing a particular product
- changes in the mix of sales to our customers
- variations in efficiencies achieved in managing inventories and fixed assets
- fluctuations in cost and availability of materials
- timing of expenditures in anticipation of future orders
- changes in cost and availability of labor and components
- our effectiveness in managing the high reliability manufacturing process required by our customers
- failure or external breach of our information technology systems

The EMS industry is affected by the United States and global economies, both of which are influenced by world events. An economic slowdown, particularly in the industries we serve, may result in our customers reducing their forecasts or delaying orders. The demand for our services could weaken, which in turn could substantially influence our sales, capacity utilization, margins and financial results. Recent periods in which EMS sales were adversely affected included 2008-2010 when reduced availability of capital to fund existing and emerging technologies forced some firms to contract or to seek strategic alliances.

WE DEPEND ON A RELATIVELY SMALL NUMBER OF CUSTOMERS, THE LOSS OF ONE OR MORE OF WHOM MAY NEGATIVELY AFFECT OUR OPERATING RESULTS. A relatively small number of customers are responsible for a significant portion of our net sales. During fiscal 2013 and 2012, our five largest customers accounted for 46% and 48% of net sales, respectively. During the same two years, our single largest customer accounted for 15% and 19% of net sales, respectively. The

percentage of IEC's sales to its major customers may fluctuate from period to period, and our principal customers may also vary from year to year. Significant reduction in sales to any of our major customers, or the loss of a major customer, could have a material adverse effect on our results of operations and financial condition.

We rely on the continued growth and financial stability of our customers, including our major customers. Adverse changes in the end markets they serve can reduce demand from our customers in those markets and/or make customers in these end markets more price sensitive. Further, mergers or restructurings among our customers, or their end customers, could increase concentration or reduce total demand as the combined entities reevaluate their business and consolidate their suppliers. Future developments, particularly in those end markets that account for more significant portions of our revenues, could harm our business and our results of operations.

Because of this concentration in our customer base, we have significant amounts of trade accounts receivable from some of our customers. If one or more of our customers experiences financial difficulty and is unable to provide timely payment for the services provided, our operating results and financial condition could be adversely affected.

In addition, consolidation among our customers could intensify this concentration and adversely affect our business. In the event of consolidation among our customers, depending on which organization controls the supply chain function following the consolidation, we may not be retained as a preferred or approved supplier. In addition, product duplication could result in the termination of a product line that we currently support. While there is potential for increasing our position with the combined customer, our revenues could decrease if we are not retained as a continuing supplier. Even if we are retained as a supplier, we may also face the risk of increased pricing pressure from the combined customer because of its increased market share.

WE PARTICIPATE IN THE ELECTRONICS INDUSTRY, WHICH HISTORICALLY PRODUCES TECHNOLOGICALLY ADVANCED PRODUCTS WITH SHORT LIFE CYCLES. Factors affecting the electronics industry in general could seriously harm our customers and, as a result, us. These factors may include, but may not be limited to:

- the inability of our customers to adapt to rapidly changing technology and evolving industry standards, which result in short product life cycles
- the inability of our customers to develop and market their products, some of which are new and untested
- increased competition among our customers and their competitors, including downward pressure on pricing
- the potential that our customers' products may become obsolete, or the failure of our customers' products to gain anticipated commercial acceptance
- periods of significantly decreased demand in our customers' markets

SINCE A SIGNIFICANT PORTION OF OUR BUSINESS IS DEFENSE-RELATED, REDUCTIONS OR DELAYS IN UNITED STATES DEFENSE SPENDING MAY MATERIALLY ADVERSELY AFFECT IEC'S REVENUES. During fiscal years 2013 and 2012, our sales to customers serving the military and aerospace industries approximated 51% and 43% of our sales, respectively. Because these products and services are ultimately sold to the U.S. government by our customers, these sales are affected by, among other things, the federal budget process, which is driven by numerous factors beyond our control, including geopolitical, macroeconomic and political conditions. The contracts between our direct customers and their government customers are subject to political and budgetary constraints and processes, changes in short-range and long-range strategic plans, the timing of contract awards, the congressional budget authorization and appropriation processes, the government's ability to terminate contracts for convenience or for default, as well as other risks such as contractor suspension or debarment in the event of certain violations of legal and regulatory requirements.

While we believe that our customers' programs are well aligned with national defense and other priorities, shifts in domestic and international spending and tax policy, changes in security, defense, and intelligence priorities, the affordability of our products and services, general economic conditions and developments, and other factors may affect a decision to fund or the level of funding for existing or proposed programs. An impasse in federal budget decision-making could lead to substantial delays or reductions in federal spending. For example, as a result of inability of the U.S. Government to reach agreement on budget reduction measures required by the Budget Control Act of 2011, sequestration triggered very substantial automatic spending reductions beginning in January 2013, divided between defense and domestic spending over a nine-year period. As a result, U.S. Government funding for certain of our customers may be reduced, delayed or eliminated, which could significantly impact these customers' demand for our products and services and if so would have a material adverse effect on our business, results of operations and cash flows.

OUR RESULTS OF OPERATIONS AND FINANCIAL CONDITION MAY BE MATERIALLY ADVERSELY AFFECTED BY GLOBAL ECONOMIC AND FINANCIAL MARKET CONDITIONS. Current global economic and financial market conditions, including the slow recovery from the global economic recession or the onset of another recession, may materially and adversely affect our results of operations and financial condition. These conditions may also materially impact our customers and suppliers. Economic and financial market conditions that adversely affect our customers may cause them to terminate or delay existing purchase orders or to reduce the volume of products they purchase from us in the future. We may be owed significant balances from customers that operate in cyclical industries and under leveraged conditions that could impair their ability to pay amounts owed to IEC on a timely basis. Failure to collect a significant portion of those receivables could have a material adverse effect on our results of operations and financial condition.

Similarly, adverse changes in credit terms extended to us by our suppliers, such as shortening the required payment period for outstanding accounts payable or reducing the maximum amount of trade credit available to us could significantly affect our liquidity and thereby have a material adverse effect on our results of operations and financial condition.

If we are unable to successfully anticipate changing economic and financial market conditions, we may be unable to effectively plan for and respond to those changes, and our operating results could be materially adversely affected.

START-UP COSTS AND INEFFICIENCIES RELATED TO NEW OR TRANSFERRED PROGRAMS CAN MATERIALLY ADVERSELY AFFECT OUR OPERATING RESULTS AND MAY NOT BE RECOVERABLE. Start-up costs, including the management of labor and equipment resources in connection with establishing new programs and new customer relationships, difficulties in estimating required resources and the timing of those resources in advance of production, and engineering and technological issues involved in production of new products can adversely affect our operating results. If new programs or new customer relationships are terminated or delayed, our operating results may be materially adversely affected, particularly in the near term, as we may not recoup those start-up costs or quickly replace anticipated new program revenues.

MOST OF THE CUSTOMERS IN OUR INDUSTRY DO NOT COMMIT TO LONG-TERM PRODUCTION SCHEDULES, WHICH CAN MAKE IT DIFFICULT FOR US TO SCHEDULE PRODUCTION. Customers may cancel their orders, change production quantities or delay production for any number of reasons that are beyond our ability to foresee or control. Although we are always seeking new opportunities, we may not be able to replace any deferred, reduced or cancelled orders. Cancellations, reductions or delays by a significant customer or by a group of customers could adversely affect our operating results and working capital levels. Such cancellations, reductions or delays have occurred and may occur again. The volume and timing of sales to our customers may vary due to:

- variation in demand for our customers' products in their end markets
- actions taken by our customers to manage their inventory
- product design changes by our customers
- changes in our customers' manufacturing strategy

Due in part to these factors, most of our customers do not commit to firm, long-term production schedules. Therefore, we make significant judgments based on our estimates of customer requirements, including:

- deciding on the levels of business that we will seek
- production schedules
- component procurement commitments
- equipment requirements
- personnel needs
- other resource requirements

The short-term nature of our customers' commitments and the possibility of rapid changes in demand for their products reduce our ability to accurately estimate and forecast the future requirements of those customers. Since many of our costs and operating expenses are relatively fixed, a reduction in customer demand can adversely affect our revenue and operating results.

INCREASED COMPETITION MAY RESULT IN DECREASED DEMAND OR REDUCED PRICES FOR OUR PRODUCTS AND SERVICES. The EMS industry is highly fragmented and characterized by intense competition. We may be operating at a cost disadvantage compared to larger EMS providers who have greater direct buying power from component suppliers, distributors and raw material suppliers or who have lower cost structures as a result of their geographic location. As a result, other EMS providers may have a competitive advantage. Our manufacturing processes are generally not subject to significant proprietary protection, and companies with greater resources or a greater market presence may enter our market or increase their competition with us. We also expect our competitors to continue to improve the performance of their current products or services, to reduce the prices of their products or services and to introduce new products or services that may offer greater performance and improved pricing. Any of these factors may cause a decline in our sales, loss of market acceptance for our products or services, profit margin compression, or loss of market share.

DIFFICULTIES IN INTEGRATING ACQUIRED OPERATIONS MAY MATERIALLY ADVERSELY AFFECT OPERATING RESULTS. We completed acquisitions of SCB in fiscal 2011 and Albuquerque and Celmet in fiscal 2010, and we may continue to acquire additional businesses in the future. Acquisitions involve risks that may include, but not be limited to:

- failure to integrate operations
- loss of key personnel
- failure to integrate information systems
- failure to establish management, financial and operational controls such as adequate accounts receivable and inventory control processes
- failure to retain the customer base of acquired businesses
- failure to achieve initial projections established at acquisition date, including within anticipated time periods

- diversion of management’s attention from other ongoing business concerns
- exposure to unanticipated liabilities of acquired companies
- additional costs and start-up inefficiencies

These and other factors could affect our ability to achieve expected levels of profitability or to realize other anticipated benefits of an acquisition, could require us to recognize an impairment of goodwill and long lived assets, including intangibles and could have a material adverse effect on our operating results, as we have experienced.

WE DEPEND ON A LIMITED NUMBER OF SUPPLIERS FOR COMPONENTS THAT ARE CRITICAL TO OUR MANUFACTURING PROCESSES. A SHORTAGE OF THESE COMPONENTS OR AN INCREASE IN THEIR PRICE COULD INTERRUPT OUR OPERATIONS AND ADVERSELY AFFECT OUR OPERATING RESULTS. Much of our net revenue is derived from turn-key manufacturing for which we provide the materials specified by our customers. Some of our customer agreements permit periodic adjustments to pricing based on increases or decreases in component prices and other factors. However, we typically bear the risk of component price increases that occur between any such re-pricing dates or, if such re-pricing is not permitted during the balance of the term of a particular customer agreement. As a result, some component price increases may materially adversely affect our operating results, if we cannot increase prices enough to offset increased costs or if increased prices lead to cancelled orders.

Many of the products we manufacture require one or more components that are available from a limited number of suppliers. In response to supply shortages, some of these components are from time to time subject to allocation limits. In some cases, supply shortages or delayed deliveries could substantially curtail production of those assemblies requiring a limited-supply component, which could contribute to an increase in our inventory levels, and could delay shipments to customers and the associated revenue of all products using that component. Component shortages have been prevalent in our industry, and such shortages may recur. An increase in economic activity could result in shortages if manufacturers of components do not adequately anticipate increased order volume or if they have excessively reduced their production capabilities. World events, armed conflict, governmental regulation, natural disaster, and epidemics could also affect our supply chain, leading to an inability to obtain sufficient components on a timely basis.

In addition, due to the specialized nature of some components and our customers’ product specifications, we may be required to use sole-source suppliers for certain components. Such suppliers may encounter financial or operational difficulties that could cause delays in or the curtailment of component deliveries.

OUR TURN-KEY MANUFACTURING SERVICES INVOLVE INVENTORY RISK. Our turn-key manufacturing services described above involve a greater investment in inventory and a corresponding increase in risk as compared to consignment services, for which the customer provides all materials. For example, in our turn-key operations, we must frequently order parts and supplies in minimum lot sizes that may be larger than the quantity of product ultimately needed for our customers. Customers’ cancellation or reduction of orders could result in additional expense to us. If we are not reimbursed for excess inventory ordered to meet customer forecasts, we may accumulate excess inventory and/or incur return charges imposed by suppliers. In addition, component price increases and inventory obsolescence associated with turn-key orders could adversely affect our operating results.

Furthermore, we provide inventory management programs for some of our customers under which we are required to hold and manage finished goods inventories. Such inventory management programs may lead to higher finished goods inventory levels, reduced inventory turns and increased financial exposure. In cases where customers have contractual obligations to purchase managed inventories from us, we remain subject to the risk of enforcing the obligation.

PRODUCTS WE MANUFACTURE MAY CONTAIN DEFECTS IN WORKMANSHIP, WHICH COULD RESULT IN REDUCED DEMAND FOR OUR SERVICES AND PRODUCT LIABILITY CLAIMS AGAINST US. We manufacture highly complex products to our customers’ specifications, often within tight tolerance ranges, and such products may contain design or manufacturing errors or defects. Despite our quality control and quality assurance efforts, failures may occur. Defects in the products we manufacture, whether caused by customer design, workmanship, component failure or other error, may result in delayed shipments to customers or reduced or cancelled customer orders, adversely affecting our reputation and may result in product liability claims against us. Even if customers or component suppliers are responsible for the defects, they may be unwilling or unable to assume responsibility for costs associated with product failure.

OUR OPERATING RESULTS MAY BE ADVERSELY AFFECTED BY NEW REGULATIONS RELATING TO THE SOURCING OF CERTAIN RAW MATERIALS. The Dodd-Frank Wall Street Reform and Consumer Protection Act (the “Dodd-Frank Act”) contains provisions to improve the transparency and accountability concerning the supply of minerals originating from the conflict zones of the Democratic Republic of Congo and adjoining countries. As a result, the SEC established new annual disclosure and reporting requirements for those companies who use “conflict” minerals mined from those countries in their products. As these new requirements are implemented, they could affect the sourcing and availability of minerals used in our manufacturing processes. As a result, we may not be able to obtain products at competitive prices and there are additional costs associated with complying with the SEC’s new due diligence procedures and disclosure requirements. Also, since our supply chain is complex, we may face reputational challenges with our customers and other stakeholders if we are unable to sufficiently verify the origins for all metals used in our products through the due diligence procedures that we implement. We may also encounter challenges to satisfy

those customers who require that all of the components of our products are certified as conflict-free. If we are not able to meet customer requirements, customers may choose to disqualify us as a supplier.

DAMAGE TO OUR MANUFACTURING FACILITIES DUE TO FIRE, NATURAL DISASTER, OR OTHER EVENTS COULD HARM OUR FINANCIAL RESULTS. At September 30, 2013, we have four manufacturing and assembly facilities. The destruction or closure of any of our facilities for a significant period of time as a result of fire, explosion, blizzard, act of war or terrorism, flood, tornado, earthquake, lightning, other natural disasters, required maintenance or other events could harm us financially, increasing our costs of doing business and limiting our ability to deliver our manufacturing services on a timely basis. Our insurance coverage with respect to damages to our facilities or our customers' products caused by natural disasters is limited and is subject to deductibles and coverage limits. Such coverage may not be adequate or continue to be available at commercially reasonable rates and terms.

If one or more of our facilities is closed on a temporary or permanent basis as a result of a natural disaster, required maintenance or other event, our operations could be significantly disrupted. Such events could delay or prevent product manufacturing and shipment for the time required to transfer production to another facility or to repair, rebuild and/or replace the affected manufacturing facility. This time period could be lengthy and could result in significant expenses for repair and related costs. While we have established disaster recovery plans, such plans may not be sufficient to allow our operations to continue in the event of every natural or man-made disaster, pandemic, required repair or other extraordinary event. Any extended inability to continue our operations at unaffected facilities following such an event would reduce our revenue and potentially damage our reputation as a reliable supplier.

IF WE ARE UNABLE TO MAINTAIN SATISFACTORY CAPACITY UTILIZATION RATES, OUR RESULTS OF OPERATIONS AND FINANCIAL CONDITION WOULD BE ADVERSELY AFFECTED. Given the high fixed costs of our operations, decreases in capacity utilization rates can have a significant effect on our business. Accordingly, our ability to maintain or enhance gross margins continues to depend, in part, on maintaining satisfactory capacity utilization rates. In turn, our ability to maintain satisfactory capacity utilization depends on the demand for our products, the volume of orders we receive, and our ability to offer products that meet our customers' requirements at competitive prices. If current or future production capacity fails to match current or future customer demands, our facilities would be underutilized, our sales may not fully cover our fixed overhead expenses, and we would be less likely to achieve anticipated gross margins. If forecasts and assumptions used to support the implied fair value of goodwill or realizability of our long-lived assets including intangible assets change, we may incur significant impairment charges, which would adversely affect our results of operations and financial condition, as we have experienced.

In addition, we generally schedule our production facilities at less than full capacity to retain our ability to respond to unexpected additional quick-turn orders. However, if these orders are not received, we may forego some production and could experience continued excess capacity. If we conclude that we have significant, long-term excess capacity, we may decide to permanently close one or more of our facilities, and lay off some of our employees. Closures or lay-offs could result in our recording restructuring charges such as severance and other exit costs, and asset impairments.

IF OUR CUSTOMERS CHOOSE TO PROVIDE MANUFACTURING SERVICES IN-HOUSE, OUR RESULTS OF OPERATIONS COULD SUFFER. Our business has benefited from OEMs deciding to outsource their EMS needs to us. Our future revenue growth depends, in part, on new outsourcing opportunities from OEMs. Current and prospective customers continuously evaluate our performance against other providers. They also evaluate the potential benefits of manufacturing their products themselves. To the extent that outsourcing opportunities are not available either due to OEM decisions to produce these products themselves or to use other providers, our financial results and prospects could be materially adversely affected.

WE MAY NOT BE ABLE TO MAINTAIN THE ENGINEERING, TECHNOLOGICAL AND MANUFACTURING CAPABILITIES REQUIRED BY OUR CUSTOMERS IN THE FUTURE. The markets for our manufacturing and engineering services are characterized by rapidly changing technology and evolving process development. The continued success of our business will depend upon our ability to:

- hire and retain qualified engineering and technical personnel
- maintain and enhance our technological leadership
- develop and market manufacturing services that meet changing customer needs

Although we believe that our operations provide the assembly and testing technologies, equipment and processes that are currently required by our customers, there is no certainty that we will develop the capabilities required by our customers in the future. The emergence of new technology, industry standards or customer requirements may render our equipment, inventory or processes obsolete or uncompetitive; or we may have to acquire new assembly and testing technologies and equipment to remain competitive. The acquisition and implementation of new technologies and equipment may require significant expense or capital investment that could adversely affect our operating results, as could our failure to anticipate and adapt to our customers' changing technological requirements.

FAILURE TO ATTRACT AND RETAIN KEY PERSONNEL AND OTHER SKILLED EMPLOYEES COULD MATERIALLY ADVERSELY AFFECT OUR BUSINESS. Our continued success depends to a large extent on our ability to recruit, train, and retain skilled employees, particularly executive management and technical employees. The competition for these

individuals is significant; hence the loss of the services of certain of these key employees or an inability to attract or retain qualified employees could negatively impact us. We only have employment agreements with a few employees, including W. Barry Gilbert, our Chief Executive Officer, Donald S. Doody, our Executive Vice President and Craig Pfefferman, Vice President of Business Development – Aerospace and Defense, and an engagement letter by which Inero & Company CPAs P.C. provides us with the services of Vincent A. Leo, our Chief Financial Officer.

FAILURE TO COMPLY WITH CURRENT AND FUTURE GOVERNMENTAL REGULATIONS RELATED TO DEFENSE, HEALTH AND SAFETY AND THE ENVIRONMENT COULD IMPAIR OUR OPERATIONS OR CAUSE US TO INCUR SIGNIFICANT EXPENSE. We are subject to a variety of United States government regulations that control the export and import of defense-related articles and services, as well as federal, state and local regulatory requirements relating to employee occupational health and safety, and environmental and waste management regulations relating to the use, storage, discharge and disposal of hazardous materials used in our manufacturing process. To date, the cost to the Company of such compliance has not had a material impact on our business, financial condition or results of operations. However, violations may occur in the future as a result of human error, equipment failure or other causes. Further, we cannot predict the nature, scope or effect of environmental legislation or regulatory requirements that could be imposed in the future, or how existing or future laws or regulations will be administered or interpreted. Compliance with more stringent laws or regulations, as well as more vigorous enforcement policies of regulatory agencies, could require substantial expenditures by the Company and could have a material adverse effect on our business, financial condition and results of operations. If we fail to comply with any present or future regulations, we could be subject to future liabilities or the suspension of production which could have a material adverse effect on our results of operations. While we are not currently aware of any violations, such regulations could restrict our ability to expand our facilities or could require us to acquire costly equipment, or to incur other significant compliance-related expenses.

IF WE ARE UNABLE TO MAINTAIN EFFECTIVE INTERNAL CONTROL OVER OUR FINANCIAL REPORTING, THE REPUTATIONAL EFFECTS COULD MATERIALLY ADVERSELY AFFECT OUR BUSINESS. Under the provisions of Section 404(a) of the Sarbanes-Oxley Act of 2002, as amended by the Dodd Frank Wall Street Reform and Consumer Protection Act of 2010, the SEC adopted rules requiring public companies to perform an evaluation of Internal Control over Financial Reporting (Internal Controls) and to report on our evaluation in our Annual Report on Form 10-K. Our Internal Controls constitute a process designed to provide reasonable assurance regarding the reliability of financial reporting and the preparation of financial statements in accordance with GAAP. However, as discussed in greater detail in Item 9A of this Form 10-K, the Company identified a material weakness in its Internal Controls resulting in restatement of its consolidated financial statements for fiscal 2012, related quarterly periods, and the first quarter of fiscal 2013. If our remediation of such reported material weakness is ineffective, or if in the future we are unable to maintain effective Internal Controls, additional resulting material restatements could occur, regulatory actions could be taken, and a resulting loss of investor confidence in the reliability of our financial statements could materially adversely affect the value of our common stock. We may be required to expend substantial funds and resources in order to rectify any deficiencies in our Internal Controls. Further, if lenders lose confidence in the reliability of our financial statements it could have a material adverse effect on our ability to fund our operations.

THE RESTATEMENT OF OUR FINANCIAL STATEMENTS COULD NEGATIVELY IMPACT OUR BUSINESS, REPUTATION AND FINANCIAL CONDITION. As discussed in the Explanatory Note and “Note 2 - Restatement of Consolidated Financial Statements” to the consolidated financial statements accompanying our Annual Report on Form 10-K/A filed July 3, 2013 (“Restated 10-K/A”) and in “Note 2 – Restatement of Consolidated Financial Statements” (“Note 2”) to the unaudited interim consolidated financial statements accompanying our Quarterly Report on Form 10-Q/A filed July 3, 2013 (“Restated 10-Q/A”), we restated our consolidated financial statements and our unaudited interim consolidated financial statements to make corrections in those financial statements for the fiscal year ended September 30, 2012, and for the fiscal quarter and year-to-date periods ended December 30, 2011, March 30, 2012, June 29, 2012 and December 28, 2012 (collectively, the “Restated Periods”). The corrections relate to an error made in our accounting for work-in-process inventory at our subsidiary, SCB, as further discussed in Note 2. The restatement may, among other impacts, affect investor confidence in the accuracy of our financial disclosures and may raise reputational issues for our business. The restatement process was highly time and resource-intensive and involved a significant amount of attention from management as well as significant legal and accounting costs. Although we have completed the restatement, the Company is responding to a now formal investigation by the staff of the SEC and an amended complaint in a now consolidated shareholder class action originally filed June 28, 2013 in the United States District Court, Southern District of New York, against the Company and its CEO and CFO seeking unspecified compensatory damages. The Company could be subject to additional shareholder, governmental, or other actions in connection with the restatement or other matters, and the restatement could result in the delisting of our stock from the NYSE MKT (the “Exchange”) if the Company fails to meet any Exchange listing standard, or fails to comply with its listing agreement with the Exchange, during the twelve months ending July 9, 2014. Any such proceedings will, regardless of the outcome, consume a significant amount of our internal resources and result in additional legal, accounting, insurance and other costs. In addition, the restatement and related matters could impair our reputation, could cause our customers, including the government contractors with which we deal, to lose confidence in us or cause a default under our contractual arrangements with those customers, and could make it more difficult to attract and retain qualified individuals to serve on the board of directors or as executive officers. Each of these occurrences could have a material adverse effect on our business, results of operations, financial condition and stock price and could cause a default under the Company’s arrangements with Manufacturers and Traders Trust Company (“M&T

Bank”) with respect to which, if the Bank chooses to exercise its remedies, the Company may not be able to obtain replacement financing or continue its operations.

RECENT AND FUTURE CHANGES IN SECURITIES LAWS AND REGULATIONS MAY INCREASE COSTS. As a U.S. public company registered with the SEC under the Exchange Act, we incur significant legal, financial, accounting and other expenses. In addition, the Sarbanes-Oxley Act, as well as rules subsequently implemented by the SEC and listing requirements subsequently adopted by the NYSE MKT in response to the Sarbanes-Oxley Act, have required changes in internal control and disclosure control policies and procedures, and audit committee practices of most public companies. More recently, the Dodd-Frank Act has required and will require changes to our compliance practices and SEC reporting. We anticipate that these requirements may make it more difficult and expensive for us to obtain director and officer liability insurance. These developments also may result in the Company having difficulty attracting and retaining qualified individuals to serve on the board of directors or as executive officers, and could increase the difficulty and expense involved in retaining third-party advisers, such as compensation consultants. We expect to incur increased costs associated with the compliance and implementation of procedures under these laws, regulations and listing requirements, including additional legal, financial and accounting costs, which could have a material adverse effect on our results of operations.

THE AGREEMENTS GOVERNING OUR DEBT CONTAIN VARIOUS COVENANTS THAT IMPACT THE OPERATION OF OUR BUSINESS. The agreements and instruments governing our secured bank credit facility with M&T Bank (“Credit Facility”) and other existing debt contain various covenants that, among other things, require us to comply with certain financial covenants including maintenance of minimum earnings before interest, taxes, depreciation, amortization, rent payments and stock compensation expense (“EBITDARS”), limits on the ratio of debt to EBITDARS, and maintenance of a fixed charge coverage ratio (collectively, “Financial Covenants”). The agreements and instruments governing the Credit Facility require financial and other reporting, contain limitations on revolving loan borrowings and restrict or limit our ability to:

- incur debt
- incur or maintain liens
- make acquisitions of businesses or entities
- make investments, loans or advances
- enter into guarantee agreements
- engage in mergers, consolidations or certain sales of assets
- engage in transactions with affiliates
- pay dividends or engage in stock redemptions or repurchases
- make capital expenditures

The Credit Facility is secured by a general security agreement covering the assets of the Company and its subsidiaries, a pledge of the Company’s equity interest in its subsidiaries, a negative pledge on the Company’s real property, and a guarantee by the Company’s subsidiaries, all of which restrict use of these assets to support other financial instruments.

In connection with the restatement of our financial statements described above in “The Restatement Of Our Financial Statements Could Negatively Impact Our Business, Reputation and Financial Condition ” (the “Restatement Risk Factor”), M&T Bank waived the defaults under the Credit Facility caused by (i) our failure to provide financial statements in accordance with generally accepted accounting principles for fiscal 2012, the quarterly periods during fiscal 2012, and the first fiscal quarter of 2013, (ii) our non-compliance with Financial Covenants for the fiscal quarter ended March 29, 2013, and (iii) our failure to timely deliver the financial statements for the fiscal quarter ended March 29, 2013 provided that such financial statements were delivered on or before July 15, 2013. M&T Bank also amended the Financial Covenants for measurement periods starting with the fiscal quarter ending June 28, 2013. In connection with our 2013 fiscal year end, M&T Bank further waived compliance with certain Financial Covenants and further amended certain covenants. The debt to EBITDARS ratio was amended for measurement periods ending December 13, 2013 through and including September 29, 2014. The fixed charge coverage ratio was amended for measurement periods ending March 28, 2014 through and including September 29, 2014. If the Company is not in compliance with all of our debt covenants, and if M&T Bank chooses to exercise its remedies, M&T Bank could accelerate our primary indebtedness which could cause cross-defaults under subordinate indebtedness, causing a material adverse effect on our financial condition including, our inability to obtain replacement financing or continue operations. Our ability to comply with covenants contained in our Credit Facility and other existing debt may be affected by matters described in the Restatement Risk Factor as well as events beyond our control, including prevailing economic, financial and industry conditions.

A FAILURE OF OUR INFORMATION TECHNOLOGY SYSTEMS COULD MATERIALLY ADVERSELY AFFECT OUR BUSINESS. A failure or prolonged interruption in our information technology systems that compromises our ability to meet our customers' needs, or impairs our ability to record, process and report accurate information could have a material adverse effect on our financial condition.

A BREACH OF OUR CYBERSECURITY SYSTEMS COULD MATERIALLY ADVERSELY AFFECT OUR BUSINESS. A breach that compromises proprietary customer data impedes, our ability to meet our customers' needs, or impairs our ability to record, process and report accurate information to the SEC could have a material adverse effect on our financial condition.

OUR STOCK PRICE MAY BE VOLATILE DUE TO FACTORS BEYOND OUR CONTROL. Our common stock is traded on the NYSE MKT. The market price of our common stock has fluctuated substantially in the past and could fluctuate substantially in the future, based on a variety of factors, including future announcements concerning us or our key customers or competitors, governmental regulations, litigation and/or regulatory investigations and other proceedings, fluctuations in quarterly operating results, general conditions in the EMS industry and economy in general, and other Risk Factors set forth above.

Item 1B. UNRESOLVED STAFF COMMENTS

Not applicable to smaller reporting companies.

Item 2. PROPERTIES

We own or lease properties in four locations that together house our administrative offices (“AO”), engineering (“E”), manufacturing (“M”), warehouse (“W”) and distribution (“D”) functions, as follows:

<u>Location</u>	<u>Principal Use</u>	<u>Building SF</u>	<u>Owned/Leased</u>	<u>Lease Expiration</u>
Newark, New York	AO,E,M,W,D	235,000	Owned	N/A
Rochester, New York	M,W,D	47,000	Leased	July 31, 2014
Albuquerque, New Mexico	AO,E,M,W,D	72,000	Owned	N/A
Bell Gardens, California	AO,E,M,W,D	42,000	Leased	September 30, 2018

Our properties are generally in good condition and are suitable for their intended purpose. Wire and Cable’s operations that were previously conducted at the Victor, New York facility were consolidated to the Newark, New York facility during November 2012. The Victor, New York facility’s lease expired in December 2012. Subsequent to the close of fiscal 2013 we purchased the Rochester, New York property.

Item 3. LEGAL PROCEEDINGS

As discussed in “Note 2 – Restatement of Consolidated Financial Statements” to the consolidated financial statements included in this Form 10-K, the Company restated its financial statements. In connection with the restatement, the Audit Committee conducted an independent review of the underlying facts and circumstances, and the Company is responding to a now formal investigation by the staff of the SEC relating to the restatement and other matters and an amended complaint in a now consolidated shareholder class action originally filed June 28, 2013 in the United States District Court, Southern District of New York, against the Company and its CEO and CFO seeking unspecified compensatory damages. While the Company believes the complaint is without merit, it is too early to determine the potential outcome.

From time to time, the Company may be involved in other legal action in the ordinary course of its business, but management does not believe that any such other proceedings commenced through the date of the financial statements included in this Form 10-K, individually or in the aggregate, will have material adverse effect on the Company’s consolidated financial position.

Item 4. MINE SAFETY DISCLOSURES

Not Applicable

EXECUTIVE OFFICERS OF THE REGISTRANT

IEC's executive officers at September 30, 2013 were as follows:

	<u>Age</u>	
W. Barry Gilbert	67	Chief Executive Officer and Chairman of the Board
Donald S. Doody	46	Executive Vice President
Vincent A. Leo	52	Chief Financial Officer

W. Barry Gilbert has served as IEC’s Chief Executive Officer since January 2004, and served as Acting Chief Executive Officer from June 2002 until that time. He has served on the board of directors of IEC since February 1993, and Chairman of the Board since February 2001. He is an adjunct faculty member at the William E. Simon School of Business of the University of Rochester. Mr. Gilbert previously held the position of President of the Thermal Management Group of Bowthorpe Plc. (now known as Spirent Plc.) and was corporate Vice President and President of the Analytical Products Division of Milton Roy Company, a manufacturer of analytical instrumentation. He holds an MBA from the University of Rochester.

Donald S. Doody has served as Executive Vice President of IEC since October 2010. He joined IEC in November 2004 as Vice President of Operations and was appointed Senior Vice President of Operations in May 2008. Before joining IEC, Mr. Doody had more than 15 years of experience in manufacturing leadership roles in companies supporting the Medical, Industrial and Military markets. He held positions of Master Black Belt and Supplier Quality Engineer at GE Transportation and Industrial Systems. He was a Senior Manufacturing Engineer at Plexus Corporation, and then became Vice President and General Manager of MCMS's North Carolina facility. When Plexus acquired MCMS, Mr. Doody was appointed to lead Lean and Six Sigma initiatives throughout the company. Mr. Doody holds an M.S. degree in Industrial Sciences from Colorado State University.

Vincent A. Leo joined IEC in January 2012 as Interim Chief Financial Officer pursuant to an engagement letter dated December 28, 2011 between the Company and Insero & Company CPAs, P.C. ("Insero"), as amended May 25, 2012, and was appointed Chief Financial Officer in May 2012. Mr. Leo also is a partner and shareholder of Insero and has more than 29 years of experience leading attest and outsourced accounting services for publically traded and privately held businesses. He joined Insero as a partner and shareholder during 2002 from Arthur Andersen, LLP where he was a Partner in their Rochester office. Mr. Leo holds a Bachelor of Science, Accounting degree from Niagara University and is licensed as a Certified Public Accountant in New York and Connecticut.

PART II

Item 5. MARKET FOR REGISTRANT'S COMMON EQUITY, RELATED STOCKHOLDER MATTERS, AND ISSUER PURCHASES OF EQUITY SECURITIES

(a) Market Information

IEC's common stock trades on the NYSE MKT, LLC ("NYSE MKT") under the symbol "IEC".

The following table sets forth, for the fiscal quarters indicated, the high and low sales prices for IEC's common stock as reported on the NYSE MKT.

<u>IEC Closing Stock Prices</u>	<u>Low</u>	<u>High</u>
<u>Fiscal Quarters</u>		
Fourth 2013	\$ 3.09	\$ 4.07
Third 2013	2.92	5.90
Second 2013	5.03	7.20
First 2013	6.50	7.35
Fourth 2012	\$ 5.69	\$ 7.12
Third 2012	4.76	6.30
Second 2012	4.63	5.62
First 2012	4.65	6.05

IEC's closing price on the NYSE MKT on December 12, 2013, was \$4.32 per share.

(b) Holders

As of December 12, 2013 there were approximately 220 holders of record of IEC's common stock. This figure does not include an estimate of the indeterminate number of beneficial holders whose shares may be held of record by brokerage firms and clearing agencies.

(c) Dividends

IEC does not pay dividends on its common stock, as it is the Company's current policy to retain earnings for use in the business. Furthermore, certain covenants in IEC's credit agreement with Manufacturers and Traders Trust Company includes certain restrictions on the Company's ability to pay cash dividends. The Company does not expect to pay cash dividends on shares of its common stock in the foreseeable future.

(d) Issuance of Unregistered Securities

None

(e) Repurchases of IEC Securities

The Company did not repurchase any shares during the fourth quarter of the fiscal year ended September 30, 2013.

Item 6. SELECTED CONSOLIDATED FINANCIAL DATA

	Years Ended September 30,				
	2013	2012	2011	2010	2009
<i>(amounts in thousands, except per share data)</i>		<i>(restated)</i>	(a)	(b)	
Net sales	\$ 140,946	\$ 144,963	\$ 133,296	\$ 96,674	\$ 67,811
Gross profit	17,677	26,306	25,757	16,263	10,826
Operating profit/(loss)	(13,835)	10,541	10,389	7,687	4,820
Income/(loss) before income taxes	(15,052)	10,364	9,816	7,055	4,718
Provision/(benefit) for income taxes	(5,522)	3,670	3,056	2,400	(238)
Net income/(loss)	<u>\$ (9,530)</u>	<u>\$ 6,694</u>	<u>\$ 6,760</u>	<u>\$ 4,655</u>	<u>\$ 4,956</u>
Gross margin as a % of sales	12.5%	18.1%	19.3%	16.8%	16.0%
Operating profit as % of sales	-9.8%	7.3%	7.8%	8.0%	7.1%
Net income/(loss) per share: (c)					
Basic	\$ (0.98)	\$ 0.69	\$ 0.71	\$ 0.52	\$ 0.57
Diluted	(0.98)	0.67	0.68	0.48	0.52
Common and common equivalent shares:					
Basic	9,712	9,664	9,461	8,990	8,729
Diluted	9,712	9,969	9,968	9,608	9,554
Working capital	\$ 31,592	\$ 19,320	\$ 17,292	\$ 17,712	\$ 11,390
Total assets	88,935	87,898	85,820	55,682	34,469
Long-term debt (excluding current portion)	34,026	21,104	28,213	15,999	6,600
Stockholders' equity	31,994	40,796	33,686	25,419	20,254

(a) IEC acquired the assets of Southern California Braiding Company, Inc. on December 17, 2010.

(b) IEC acquired General Technology Corporation (now IEC-Albuquerque) on December 16, 2009, and purchased the assets of Celmet Co., Inc. on July 30, 2010.

(c) In 2009, net income per share included the favorable effects of reductions in IEC's deferred tax valuation allowance.

Item 7. MANAGEMENT'S DISCUSSION AND ANALYSIS OF FINANCIAL CONDITION AND RESULTS OF OPERATIONS

The information in this Management's Discussion & Analysis should be read in conjunction with the accompanying Consolidated Financial Statements, the related Notes and the five-year summary of Selected Consolidated Financial Data. Forward-looking statements in this Management's Discussion and Analysis are qualified by the cautionary statement preceding Item 1 of this Form 10-K and the risk factors identified in Item 1A.

Prior Restatement

The Company previously disclosed in its Annual Report on Form 10-K/A ("Form 10-K/A") and Quarterly Report on Form 10-Q/A ("Form 10-Q/A"), both filed with the SEC on July 3, 2013, that it restated its financial statements for the periods described therein because the Company was incorrectly accounting for work-in-process inventory at one of its subsidiaries, SCB. The Company restated: (i) its previously issued consolidated financial statements for the fiscal year ended September 30, 2012 ("FY 2012"), as included in the Company's Annual Report on Form 10-K for FY 2012, as well as the unaudited interim consolidated financial statements as of and for the fiscal quarter and year-to-date periods ended December 30, 2011 ("Q1-2012"), March 30, 2012 ("Q2-2012") and June 29, 2012 ("Q3-2012") (collectively, the "2012 Restated Periods") as included in its Quarterly Reports on Form 10-Q for Q-1 2012, Q-2 2012 and Q-3 2012, and (ii) its previously issued financial statements for the quarter ended December 28, 2012 ("Q1-2013") as included in its Quarterly Report on Form 10-Q for Q1-2013. Comparative information for the Fiscal 2012 Restated Periods, as well as for Q1-2013, included in this Form 10-K reflect information contained in the financial statements as so restated.

Three Months Ended September 30, 2013 and 2012 (Fourth Fiscal Quarter)

A summary of selected income statement amounts for the three months ended follows:

Income Statement Data <i>(in thousands)</i>	Three Months Ended	
	September 30, 2013	September 30, 2012 <i>(restated)</i>
Net sales	\$ 39,122	\$ 37,062
Gross profit	5,454	6,174
Selling and administrative expenses	3,761	3,579
Impairment of goodwill and other intangibles	14,217	-
Restatement and related expenses	625	-
Interest and financing expense	522	297
Other expense	-	1
Income/(loss) before income taxes	(13,671)	2,297
Provision for/(benefit from) income taxes	(5,004)	711
Net income	\$ (8,667)	\$ 1,586

As more fully described in Note 2 – Restatement of Consolidated Financial Statements to the consolidated financial statements included in this Form 10-K, the Company has restated its financial statements for the three month period and year ended September 30, 2012.

A summary of sales, according to the market sector within which IEC's customers operate, follows:

% of Sales by Sector	Three Months Ended	
	September 30, 2013	September 30, 2012
Military & Aerospace	49%	50%
Medical	20%	21%
Industrial	22%	22%
Communications & Other	9%	7%
	<u>100%</u>	<u>100%</u>

Revenue increased in the fourth quarter of fiscal 2013 by \$2.1 million or 5.6% as compared to the fourth quarter of the prior fiscal year. Aggregate revenue increases in the communications & other market sector of \$1.1 million as well as increases in all other market sectors resulted in the increase. The increase in the communications & other market sector was primarily due to a \$1.8 million increase in a program for one of our telecom customers that ramped up in fiscal 2013. The increase was partially offset by decreased demand from two customers. One of the communications customers is now producing a component part in house due to its decreased end customer demand and the other has implemented a strategic initiative to move some of its assembly work off-shore. The increase in the industrial market sector of \$0.4 million was primarily due to fluctuations in demand for various customers. Revenue for the medical market sector increased \$0.4 million primarily due to increased demand from two customers for ongoing programs partially offset by decreased demand from a customer upon completion of the customer's product recall program. The net increase in military & aerospace revenue was \$0.2 million. Military & aerospace revenue increases of \$4.3 million were primarily related to new programs from existing customers. These increases were partially offset by decreases from some of our military customers aggregating \$2.9 million due to lack of government funding. Also offsetting these increases were decreases aggregating \$1.1 million from military & aerospace customers, primarily due to a customer who chose to manufacture products in house due to its decreased end customer demand.

Our fourth fiscal quarter gross profit decreased \$0.7 million over the prior fiscal year, and decreased to 13.9% of sales from 16.7% of sales in the fourth quarter of the prior fiscal year. An unfavorable change in product mix in the fourth quarter of the current year caused a portion of the decrease. This shift in product mix is the result of several factors. One of these factors is increased revenue in the telecom industry, for which we earn lower margins. We expect gross profit as a percent of revenue in this industry to remain somewhat consistent with the fourth fiscal quarter. Shifts in volume between programs within other market sectors also impacted gross profit. Throughout fiscal 2013, we maintained a level of overhead in our business to support higher sales expected in future periods. We obtained orders from a number of new customers and additional operating locations for existing customers during the second half of fiscal 2013 which resulted in higher overhead costs due to the upfront investment required to establish new programs. Most programs become more profitable after they ramp up and we expect that trend to continue.

Selling and administrative ("S&A") expense is presented excluding Restatement and related expenses discussed below. S&A expense increased \$0.2 million, and represents 9.6% of sales in the fourth quarter of fiscal 2013, compared to 9.7% of sales in the same quarter of the prior fiscal year. The increase in S&A expense for the fourth quarter of fiscal 2013 was primarily increased wage and related expenses. The net increase in wage and related expenses was due to increased medical insurance costs partially offset by decreases resulting from changes in the company's organizational structure made during the second quarter of the current fiscal year.

During the fourth quarter of fiscal 2013, we recorded impairment charges of \$14.2 million relating to our SCB reporting unit. \$11.8 million of the impairment charge relates to goodwill and \$2.4 million relates to a customer relationship intangible asset. The impairment analysis and resulting charges are due to slower than anticipated growth and poor operating performance at SCB, as well as market uncertainties and strategic changes made by the Company as more particularly discussed in Note 6 – Intangible Assets and Note 7 – Goodwill to the consolidated financial statements included in this Form 10-K. While the strategic change to direct future military & aerospace revenue growth to our Albuquerque reporting unit contributed to an impairment for our SCB reporting unit, it is intended to improve overall profitability for the consolidated company. Although uncertainties in the military & aerospace market sector will likely continue, the majority of our military & aerospace customers participate in complex, advanced technology programs including unmanned vehicles, space defense and space exploration, which we expect to be continued over the long term.

Restatement and related expenses of \$0.6 million in the fourth quarter of fiscal 2013 represent third party legal and accounting fees directly attributable to the restatement as well as other matters arising from the restatement including those more fully described in Note 17-Litigation to the accompanying consolidated financial statements. We anticipate elevated levels of legal expenses due to the restatement and other matters (including the now formal SEC investigation and consolidated shareholder class action) for the foreseeable future.

Interest expense increased \$0.2 million compared to the same quarter of the prior fiscal year. IEC's average outstanding debt balances increased to \$35.3 million for the fourth quarter of fiscal 2013 from \$28.4 million for the same quarter of the prior fiscal year. Average borrowings in the fourth quarter of fiscal 2013 were higher than the fourth quarter of the prior fiscal year primarily due to increased borrowings on the revolver to fund operations. The weighted average interest rate on IEC's debt, excluding the impact of the interest rate swap, was 0.05% higher than in the fourth quarter of the prior fiscal year. Interest expense in the fourth quarter of fiscal 2013 was also impacted by covenant waiver fees. Detailed information regarding our borrowings, including a summary of modifications in the Fourth Amended and Restated Credit Facility Agreement, is provided in Note 8 - Credit Facilities to the consolidated financial statements included in this Form 10-K.

The benefit from income taxes was \$5.0 million for the fourth quarter of fiscal 2013 as compared to provision for income taxes of \$0.7 million for the fourth quarter of the prior fiscal year. The decrease is the result of a decrease in pretax loss in fiscal 2013 and a higher effective tax rate. Our effective tax rate for the fourth quarter of fiscal 2013 is 36.6% compared to 31% in fiscal 2012. Our federal

statutory rate of 34% was increased by the benefit from state income tax as well as increases in state tax credits, partially offset by an adjustment to deferred tax assets resulting from an IRS audit.

With respect to tax payments, in the near term IEC expects to be sheltered by sizable net operating loss (“NOL”) carryforwards for federal and New York state income tax purposes. At the end of fiscal 2013, the carryforwards amounted to approximately \$16.2 million and \$26.1 million for federal and New York State, respectively. The carryforwards expire in varying amounts between 2021 and 2025 unless utilized prior to these dates.

Years Ended September 30, 2013 and 2012

A summary of selected income statement amounts for the fiscal years ended follows:

Income Statement Data <i>(in thousands)</i>	Years Ended	
	September 30, 2013	September 30, 2012 <i>(restated)</i>
Net sales	\$ 140,946	\$ 144,963
Gross profit	17,677	26,306
Selling and administrative expenses	15,453	15,765
Impairment of goodwill and other intangibles	14,217	-
Restatement and related expenses	1,842	-
Interest and financing expense	1,170	1,227
Other expense/(income)	47	(1,050)
Income/(loss) before income taxes	(15,052)	10,364
Provision for/(benefit from) income taxes	(5,522)	3,670
Net income/(loss)	\$ (9,530)	\$ 6,694

As more fully described in Note 2 – Restatement of Consolidated Financial Statements to the consolidated financial statements included in this Form 10-K, the Company has restated its financial statements for the three month period and year ended September 30, 2012.

A summary of sales, according to the market sector within which IEC's customers operate, follows:

% of Sales by Sector	Years Ended	
	September 30, 2013	September 30, 2012
Military & Aerospace	51%	43%
Medical	20%	22%
Industrial	21%	25%
Communications & Other	8%	10%
	100%	100%

Revenue decreased compared to the prior fiscal year by \$4.0 million or 2.8%. Revenue decreases in the industrial, medical and communications & other market sectors were partially offset by increased revenue in the military & aerospace market sector of \$9.0 million. Revenue for the industrial market sector decreased \$7.3 million primarily due to decreases in demand from two customers. Both customers are experiencing decreased end customer demand and one customer also made a strategic decision to dual source product to mitigate risk. Revenue for the medical market sector decreased \$3.7 million primarily due to decreased demand from a customer due to completion of its product recall program partially offset by increased demand from two customers for ongoing programs, one of which was just beginning to ramp up in the fourth quarter of fiscal 2012. Revenue for the communications and other market sector also decreased by \$2.0 million. Decreased demand from three customers caused a decrease of \$7.3 million, which was partially offset by increased revenue of \$5.7 million from a relatively new telecom customer whose program ramped up in fiscal 2013. The decrease for one of the communications customers is caused by a decision to produce a component part in house due to decreased demand from its end customer. Another customer has implemented a strategic initiative to move some of its assembly work off-shore.

Military & aerospace revenue increased \$9.0 million and represented 51% of revenue in fiscal 2013 compared to 43% in fiscal 2012. Increases of \$14.4 million in military & aerospace revenue were due to new programs from existing customers and revenue from new customers. Additional increases of \$3.5 million were due to increased volumes for ongoing programs. These increases were partially offset by decreases at other customers. A \$3.3 million decrease in revenue from one of our aerospace customers was due to the move of some production back in house to use excess capacity created by decreased end customer demand. Decreases aggregating \$2.5 million at three of our military customers were due to reduced government funding. Additional decreases include lower demand from four of our military customers aggregating \$3.3 million.

Our gross profit decreased \$8.6 million from the prior fiscal year, and decreased to 12.5% of sales from 18.1% of sales in the prior fiscal year. An unfavorable change in product mix caused a portion of the decrease. This shift in product mix is the result of several factors. Revenue in the telecom industry, for which we earn lower margins, has increased. Technical problems that impacted gross profit related to the above-referenced telecom customer earlier in fiscal 2013 have been resolved. We expect gross profit as a percent of revenue in the telecom industry to remain somewhat consistent with the current fiscal year. Revenue from programs for some of our military customers for which we earn lower margins also increased. Various other factors also contributed to the decrease in gross profit. We earn a lower gross profit at one of our large industrial customers due to pricing pressures and maturing programs. In the prior year, we began supplying components for a major program for this customer. Higher sales prices paid by this customer in the early stages of this program have decreased as the program matures. Lower than anticipated sales volumes at some locations during the first half of fiscal 2013 reduced leverage on fixed manufacturing costs as well as indirect labor. Despite this, we have continued to maintain overhead to support higher sales expected in future periods. We obtained orders from a number of new customers and additional operating locations of existing customers during the second half of fiscal 2013 which resulted in higher overhead costs due to the upfront investment required to establish new programs. We expect the majority of these programs to ramp up and begin producing revenue in the first and second quarters of fiscal 2014. Most programs become more profitable as they mature and we expect that trend to continue. There was no material impact of inflation or price volatility for fiscal 2013 and 2012.

S&A expense is presented excluding Restatement and related expenses discussed below. S&A expense decreased \$0.3 million and represented 11.0% of sales for the current fiscal year compared to 10.9% of sales in the prior fiscal year. Lower bonus and commission expense primarily caused by lower sales volumes was the reason for the decrease. Organizational changes implemented during the second quarter of the current fiscal year resulted in no net impact on S&A expense for the current fiscal year as severance costs were offset by cost savings subsequent to implementation of the changes.

During the fourth quarter of fiscal 2013, we recorded impairment charges of \$14.2 million relating to our SCB reporting unit. \$11.8 million of the impairment charge relates to goodwill and \$2.4 million relates to a customer relationship intangible asset. The impairment analysis and resulting charges are due to slower than anticipated growth and poor operating performance at SCB, as well as market uncertainties and strategic changes made by the Company as more particularly discussed in Note 6 – Intangible Assets and Note 7 – Goodwill to the consolidated financial statements included in this Form 10-K. While the strategic change to direct future military & aerospace revenue growth to our Albuquerque reporting unit contributed to an impairment for our SCB reporting unit, it is intended to improve overall profitability for the consolidated company. Although uncertainties in the military & aerospace market sector will likely continue, the majority of our military & aerospace customers participate in complex, advanced technology programs including unmanned vehicles, space defense and space exploration, which we expect to be continued over the long term.

Restatement and related expenses of \$1.8 million in fiscal 2013 represent third party legal and accounting fees directly attributable to the restatement as well as other matters arising from the restatement including those more fully described in Note 17-Litigation to the accompanying consolidated financial statements. We anticipate elevated levels of legal expenses due to the restatement and other matters (including the now formal SEC investigation and consolidated shareholder class action) for the foreseeable future.

Interest expense was flat at \$1.2 million in the current and prior fiscal year. Decreases in interest expense due to increases in the fair value of the interest rate swap of \$0.3 million during the year, were offset by higher debt balances and covenant waiver fees. IEC's average outstanding debt balance increased to \$31.5 million for the current fiscal year from \$30.7 million for the prior fiscal year. Average borrowings in fiscal 2013 were higher than the prior fiscal year primarily due to increased borrowings on the revolver to fund operations. The weighted average interest rate on IEC's debt, excluding the impact of the interest rate swap, was 0.15% lower than in the prior fiscal year. Detailed information regarding our borrowings, including a summary of modifications in the Fourth Amended and Restated Credit Facility Agreement, is provided in Note 8 - Credit Facilities to the consolidated financial statements included in this Form 10-K.

The other (income)/expense category of IEC's income statement reflects non-operating items such as acquisition costs and various gains and losses. In the prior fiscal year, \$1.1 million of income was recorded for contingent consideration owed to IEC by the sellers of Southern California Braiding Company, Inc. The income was the result of a shortfall in SCB's calendar-year 2011 sales as compared to a target specified in the acquisition agreement.

The benefit from income taxes was \$5.5 million for the current fiscal year as compared to a provision for income taxes of \$3.7 million for the prior fiscal year, primarily resulting from a decrease in pretax income/(loss). Our effective tax rate for the current fiscal year is a benefit of 36.7% compared to a provision of 35.4% in fiscal 2012. Our federal statutory rate of 34% was increased by the benefit from state income tax as well as increases in state tax credits, partially offset by an adjustment to deferred tax assets resulting from an IRS audit.

Liquidity and Capital Resources (Years Ended September 30, 2013 and 2012)

Capital Resources

As of September 30, 2013 outstanding capital expenditure commitments were \$2.7 million. This includes a commitment to purchase our Celmet facility, which was previously leased, for \$1.3 million. As more fully described in Note 8-Credit Facilities to the consolidated financial statements included in this Form 10-K, we entered into a term loan to fund this purchase subsequent to the end of fiscal 2013. The majority of our remaining commitments are for manufacturing equipment including upgrades and replacement of existing equipment. We generally fund capital expenditures with cash flow from operations and our revolving credit facility.

Summary of Cash Flows

<u>Cash Flow Data</u>	<u>Years Ended</u>	
	<u>September 30,</u> <u>2013</u>	<u>September 30,</u> <u>2012</u>
<i>(in thousands)</i>		<i>(restated)</i>
Cash and cash equivalents at beginning of period	\$ 2,662	\$ -
Net cash (used in) provided by:		
Operating activities	(4,338)	12,970
Investing activities	(5,082)	(3,034)
Financing activities	9,257	(7,274)
Net (decrease) increase in cash and cash equivalents	<u>(163)</u>	<u>2,662</u>
Cash and cash equivalents at end of period	<u>\$ 2,499</u>	<u>\$ 2,662</u>

Operating activities

Cash flows provided by operations, before considering changes in IEC's working capital accounts was \$4.5 million and \$16.1 million for the years ended September 30, 2013 and 2012, respectively. The decrease was primarily driven by a \$16.2 million decrease in net income, a \$8.9 million lower add-back for deferred taxes and a \$1.1 million decrease in contingent consideration, offset by a \$14.2 million impairment charge of goodwill and intangible assets taken in fiscal 2013 as well as a \$0.5 million increase in depreciation and amortization. Cash flows used by working capital increased from \$3.1 million for the year ended September 30, 2012 to \$8.9 million for the year ended September 30, 2013. An increase of accounts receivable of \$4.9 million and an increase of inventory of \$4.2 million were the primary cause of change in working capital. Accounts receivable increased primarily due to increased revenue during the last month of the fiscal 2013 as compared to fiscal 2012. Inventory levels increased in fiscal 2013 due to additional safety stock at the request of a customer as well as anticipated increased sales in the first quarter of fiscal 2014 over the first quarter of fiscal 2013. The transition from utilization of customer furnished materials to turn-key manufacturing services for a telecom customer that ramped up in fiscal 2013 also caused a portion of the increase.

Investing activities

Cash flows used by investing activities were \$5.1 million and \$3.0 million for the years ended September 30, 2013 and 2012, respectively, primarily related to purchases of equipment and the Celmet building.

Financing activities

Cash flows provided by financing activities were \$9.3 million for the year ended September 30, 2013 and cash flows used in financing activities were \$7.3 million for the year ended September 30, 2012. During the fiscal year 2013, net borrowings under all credit facilities were \$9.2 million. In second quarter of fiscal 2013, we refinanced a portion of our debt with M&T Bank, however, the refinancing did not change the aggregate principal outstanding under the M&T Bank credit agreements. Other key provisions of the financing, including financial covenants, are described in Note 8 – Credit Facilities to the consolidated financial statements included in this Form 10-K. The \$9.2 million in net borrowings was the result of increased revolver borrowings subsequent to the refinancing which were necessary to fund operations.

Credit Facilities

At September 30, 2013, borrowings outstanding under the revolving credit facility (“Revolver”) amounted to \$11.3 million, and the maximum available was \$20.0 million. Borrowings on the Revolver during the current fiscal year were used to fund working capital changes discussed above. The Company believes that its liquidity is sufficient to satisfy anticipated operating requirements during the next twelve months.

The financial covenants in the 2013 Credit Agreement were unchanged from those contained in the 2010 Credit Agreement, and include (i) a minimum level of quarterly EBITDARS, (ii) a ratio of total debt to twelve month EBITDARS (“Debt to EBITDARS Ratio”) that is below a specified limit, and (iii) a minimum fixed charge coverage ratio (“Fixed Charge Coverage Ratio”). EBITDARS is defined as earnings before interest, taxes, depreciation, amortization, rent expense and non-cash stock compensation expense. The 2013 Credit Agreement did not require measurement of financial covenants for the quarter ended December 28, 2012. The Company was not in compliance with these financial covenants at March 29, 2013. The Company was not in compliance with the Debt to EBITDARS Ratio and Fixed Charge Coverage Ratio at June 28, 2013 and September 30, 2013. We have obtained waivers for each period from M&T Bank with respect to such noncompliance. In addition, we obtained amendments to the 2013 Credit Agreement in May 2013, August 2013 and December 2013 which modified Financial Covenants and related definitions as more particularly described in Note 8 – Credit Facilities to the consolidated financial statements contained in this Form 10-K.

Debt Covenant	Limit at		Calculated Amount At	
	September 30, 2013	September 30, 2012	September 30, 2013 (a)	September 30, 2012 <i>(restated)</i>
Quarterly EBITDARS (000s)	Minimum \$1,500	Minimum \$1,500	\$ 2,354	\$ 4,033
Debt to EBITDARS Ratio	Maximum 3.50x	Maximum 3.00x	5.20x	1.65x
Fixed Charge Coverage Ratio (b)	Minimum 1.00x	Minimum 1.25x	0.23x	1.62x

(a) Compliance waived.

(b) The ratio compares (i) 12-month EBITDA plus non-cash stock compensation expense, plus permitted fiscal 2013 restatement related expenses minus unfinanced capital expenditures minus cash taxes paid (Adjusted EBITDA), to (ii) the sum of interest expense, principal payments, sale-leaseback payments and dividends, if any (fixed charges).

A reconciliation of EBITDARS to Net income follows:

	Three Months Ended		Years Ended	
	September 30, 2013	September 30, 2012 <i>(restated)</i>	September 30, 2013	September 30, 2012 <i>(restated)</i>
<i>(in thousands)</i>				
Net income/(loss)	\$ (8,667)	\$ 1,586	\$ (9,530)	\$ 6,694
Restatement related expenses (a)	-	-	1,100	-
Asset impairment (b)	14,217	-	14,217	-
Provision for/(benefit from) income taxes	(5,004)	711	(5,522)	3,670
Depreciation and amortization expense	1,219	1,119	4,793	4,297
Interest expense	522	297	1,170	1,227
Non-cash stock compensation	96	223	590	595
Rent expense - M&T sale-leaseback (c)	(29)	97	259	389
EBITDARS	<u>\$ 2,354</u>	<u>\$ 4,033</u>	<u>\$ 7,077</u>	<u>\$ 16,872</u>

A reconciliation of Adjusted EBITDA to Net income follows:

	Three Months Ended		Years Ended	
	September 30, 2013	September 30, 2012 <i>(restated)</i>	September 30, 2013	September 30, 2012 <i>(restated)</i>
<i>(in thousands)</i>				
Net income/(loss)	\$ (8,667)	\$ 1,586	\$ (9,530)	\$ 6,694
Restatement related expenses (a)	-	-	1,100	-
Asset impairment (b)	14,217	-	14,217	-
Provision for/(benefit from) income taxes	(5,004)	711	(5,522)	3,670
Depreciation and amortization expense	1,219	1,119	4,793	4,297
Interest expense	522	297	1,170	1,227
Non-cash stock compensation	96	223	590	595
Unfinanced capital expenditures	(746)	(588)	(5,103)	(3,080)
Income taxes paid	-	(97)	(367)	(326)
Adjusted EBITDA	<u>\$ 1,637</u>	<u>\$ 3,251</u>	<u>\$ 1,348</u>	<u>\$ 13,077</u>

- (a) Net income as defined by the 2013 Credit Agreement (as amended) is adjusted to add back up to \$1.1 million of legal and accounting fees associated with the restatement.
- (b) Net income as defined by the 2013 Credit Agreement (as amended) is adjusted to exclude the effect of any non-cash loss arising from any write-up or write-down of assets.
- (c) During the fourth quarter of fiscal 2013, we were refunded a payment charged in error during the third quarter of fiscal 2013.

EBITDARS and Adjusted EBITDA are non-GAAP financial measures. They should not be considered in isolation or as a measure of the Company's profitability or liquidity; are in addition to, and are not a substitute for, financial measures under GAAP. EBITDARS and Adjusted EBITDA may be different from non-GAAP financial measures used by other companies, and may not be comparable to similarly titled measures reported by other companies. Non-GAAP financial measures have limitations since they do not reflect all of the amounts associated with the Company's results of operations as determined in accordance with GAAP.

EBITDARS and Adjusted EBITDA do not take into account working capital requirements, capital expenditures, debt service requirements and other commitments, and accordingly, EBITDARS and Adjusted EBITDA are not necessarily indicative of amounts that may be available for discretionary use. We present EBITDARS and Adjusted EBITDA because certain covenants in our credit facilities are tied to that measure. We also view EBITDARS and Adjusted EBITDA as useful measures of operating performance given our large net operating loss carryforward and because, as supplemental measures: (i) they are a basis upon which we assess our liquidity position and performance and (ii) we believe that investors will find the data useful in assessing our ability to service and/or incur indebtedness. We believe that EBITDARS and Adjusted EBITDA, when considered with both our GAAP results and the reconciliation to net income, provides a more complete understanding of our business than could be obtained absent this disclosure.

Off-Balance Sheet Arrangements

IEC is not a party to any material off-balance sheet arrangements.

Critical Accounting Policies and Use of Estimates

IEC's financial statements and accompanying notes are prepared in accordance with generally accepted accounting principles in the United States of America, as presented in the Financial Accounting Standards Board's (FASB) Accounting Standards Codification (ASC). In preparing financial statements, management is required to (i) determine the manner in which accounting principles are applied and (ii) make estimates and assumptions that affect the reported amounts of assets, liabilities, revenue and expenses. A discussion of the Company's critical accounting policies follows.

Revenue recognition: Under FASB ASC 605-10 (Revenue Recognition), revenue from sales is recognized when (i) goods are shipped or title and risk of ownership have passed, (ii) the price to the buyer is fixed or determinable, and (iii) realization is reasonably assured. Service revenues are generally recognized as services are rendered or, in the case of material management contracts, in proportion to materials procured to date. Provisions for discounts and rebates to customers, estimated returns and allowances and other adjustments are recorded in the period the related sales are recognized.

Doubtful accounts: FASB ASC 310-10-35 (Receivables) requires us to establish an allowance for doubtful accounts when it is probable that losses have been incurred in the collection of accounts receivable and the amount of loss can reasonably be estimated. If losses are probable and estimable, they are to be accrued even though the particular customer accounts on which losses will be incurred cannot yet be identified.

Inventory reserves: FASB ASC 330-10-35 (Inventory) requires us to reduce the carrying value of inventory when there is evidence that the utility of goods will be less than cost, whether due to physical deterioration, obsolescence, changes in price levels or other causes. Inventory balances are generally reduced to the lower of cost or market value by establishing offsetting balance sheet reserves.

Intangible assets: FASB ASC 805-20 (Business Combinations) requires corporate acquirers to recognize, separately from goodwill, intangible assets that meet either a separability or contractual-legal criterion. Establishing the initial value for such intangible assets typically involves estimating cash flows to be derived from the assets and discounting the cash flows back to the acquisition date. Significant judgment is required in estimating future cash flows, selecting discount rates and determining useful lives over which to amortize the assets. In connection with recent corporate acquisitions, IEC has established intangible assets for customer relationships, a property-tax abatement, and a non-compete agreement. During the fourth quarter of fiscal 2013, we recorded an impairment charge of \$2.4 million related to SCB's customer relationships. The impairment analysis and resulting charge is further discussed in Note 6 – Intangible Assets to the consolidated financial statements included in this Form 10-K.

Goodwill: Goodwill represents the excess of cost over fair value of net assets acquired in a corporate acquisition. Under ASC 350, goodwill is not amortized but is required to be reviewed for impairment at least annually or when events or circumstances indicate that carrying value may exceed fair value. The review process entails comparing the overall fair value of the unit to which goodwill relates to carrying value. If fair value exceeds carrying value, no goodwill write-down is required. If fair value of the unit is less than carrying value, a valuation of the unit's individual assets and liabilities is required to determine whether or not goodwill is impaired. Quantitative evaluations of goodwill may be avoided if qualitative assessments indicate a greater-than-50 percent likelihood that fair value of the corresponding unit exceeds its carrying value. During the fourth quarter of fiscal 2013, we recorded an impairment charge of \$11.8 million related to SCB's goodwill. The impairment analysis and resulting charge is further discussed in Note 7 – Goodwill to the consolidated financial statements included in this Form 10-K.

Derivative Financial Instruments: We actively monitor exposure to interest rate risk and from time to time use derivative financial instruments to manage the impact of this risk. We use derivatives only for purposes of managing risk associated with underlying exposures. We do not trade or use instruments with the objective of earning financial gains on the interest rate, nor do we use derivative instruments where we do not have underlying exposures. We manage our hedging position and monitor the credit ratings of counterparties and do not anticipate losses due to counterparty nonperformance. We believe our use of derivative instruments to manage risk is in the Company's best interest. However, our use of derivative financial instruments may result in short-term gains or losses and increased earnings volatility. Our derivative instruments are recorded in the consolidated balance sheets at fair value in other assets or other long-term liabilities.

Impairment of long-lived assets: FASB ASC 360-10 (Property, Plant and Equipment) and 350-30 (Intangibles) require the Company to test long-lived assets (PP&E and amortizing intangible assets) for recoverability whenever events or circumstances indicate that the carrying amount may not be recoverable. If carrying value exceeds undiscounted future cash flows attributable to an asset, it is considered impaired and carrying amount must be reduced to fair value.

Legal contingencies: When legal proceedings are brought or claims are made against us and the outcome is uncertain, FASB ASC 450-10 (Contingencies) requires that we accrue an estimated loss if it is probable that an asset has been impaired or a liability has been incurred and the amount of the loss can be reasonably estimated. Any such accruals are charged to earnings.

Disclosure of a contingency is required if there is at least a reasonable possibility that a loss will be incurred. In determining whether to accrue or disclose a loss, we evaluate, among other factors, the probability of an unfavorable outcome and the ability to make a reasonable estimate of the amount. Changes in these factors may materially affect our financial position or results of operations.

Income taxes: FASB ASC 740 (Income Taxes) describes the manner in which income taxes are to be provided for in the Company's financial statements. We are required to recognize (i) the amount of taxes payable or refundable for the current period and (ii) deferred tax assets and liabilities for the future tax consequences of events that have been reported in IEC's financial statements or tax returns. With respect to uncertain positions that may be taken on a tax return, we recognize related tax benefits only if it is more likely than not that the position will be sustained under examination based on the technical merits of the position. The determination of income tax balances for financial statement purposes requires significant judgment, and actual outcomes may vary from the amounts recorded.

Recently Issued Accounting Standards

Information with respect to recently issued accounting standards is provided in the Accounting Policies note to the consolidated financial statements included in Item 8 of this Form 10-K.

Item 7A. QUANTITATIVE AND QUALITATIVE DISCLOSURES ABOUT MARKET RISK

As a result of its financing activities, the Company is exposed to changes in interest rates that may adversely affect operating results.

The Company actively monitors its exposure to interest rate risk and from time to time uses derivative financial instruments to manage the impact of this risk. The Company uses derivatives only for the purpose of managing risk associated with underlying exposure. The

Company does not trade or use instruments with the objective of earning financial gains on the interest rate, nor does the Company use derivatives instruments where it does not have underlying exposure. The Company manages its hedging position and monitors the credit ratings of counterparties and does not anticipate losses due to counterparty nonperformance. Management believes its use of derivative instruments to manage risk is in the Company's best interest. However, the Company's use of derivative financial instruments may result in short-term gains or losses and increase volatility.

At September 30, 2013, the Company had \$36.8 million of debt, comprised of \$27.4 million with variable interest rates and \$9.4 million with fixed rates. As more fully described in Note 8 – Credit Facilities to the consolidated financial statements included in this Form 10-K, the Company is party to a swap transaction that increased the portion of debt with effectively fixed rates of interest from \$9.4 million to \$22.5 million. The rates effectively fixed by the swap transaction continue to vary due to the variable margin based on financial covenant metrics. Interest rates on variable loans are based on London interbank offered rate ("Libor") and currently adjust daily, causing interest on such loans to vary from period to period. A sensitivity analysis as of September 30, 2013 indicates that a one-percentage point increase or decrease in interest rates, which represents more than a 10% change, would increase or decrease the Company's annual interest expense by approximately \$0.3 million.

The Company is exposed to credit risk to the extent of non-performance by M&T Bank under the 2013 Credit Agreement and the Swap Transaction. M&T Bank's credit rating (reaffirmed A- by Fitch in October 2013) is monitored by the Company, and IEC expects that M&T Bank will perform in accordance with the terms of the 2013 Credit Agreement and the Swap Transaction.

Item 8. FINANCIAL STATEMENTS AND SUPPLEMENTARY DATA

The consolidated financial statements are included in this Item 8 on the pages indicated below:

	<u>Page</u>
Report of Independent Registered Public Accounting Firm	27
Consolidated Balance Sheets as of September 30, 2013 and 2012	28
Consolidated Income Statements for the three months and years ended September 30, 2013 and 2012	29
Consolidated Statements of Changes in Stockholders' Equity for the years ended September 30, 2013 and 2012	30
Consolidated Statements of Cash Flows for the years ended September 30, 2013 and 2012	31
Notes to Consolidated Financial Statements	32

REPORT OF INDEPENDENT REGISTERED PUBLIC ACCOUNTING FIRM

To the Board of Directors and
Stockholders of IEC Electronics Corp.

We have audited the accompanying consolidated balance sheets of IEC Electronics Corp. and Subsidiaries as of September 30, 2013 and 2012, and the related consolidated income statements, changes in stockholders' equity, and cash flows for each of the years in the two-year period ended September 30, 2013. IEC Electronics Corp.'s management is responsible for these consolidated financial statements. Our responsibility is to express an opinion on these consolidated financial statements based on our audits.

We conducted our audits in accordance with the standards of the Public Company Accounting Oversight Board (United States). Those standards require that we plan and perform the audit to obtain reasonable assurance about whether the financial statements are free of material misstatement. The company is not required to have, nor were we engaged to perform, an audit of its internal control over financial reporting. Our audit included consideration of internal control over financial reporting as a basis for designing audit procedures that are appropriate in the circumstances, but not for the purpose of expressing an opinion on the effectiveness of the company's internal control over financial reporting. Accordingly, we express no such opinion. An audit also includes examining, on a test basis, evidence supporting the amounts and disclosures in the financial statements, assessing the accounting principles used and significant estimates made by management, as well as evaluating the overall financial statement presentation. We believe that our audits provide a reasonable basis for our opinion.

In our opinion, the consolidated financial statements referred to above present fairly, in all material respects, the financial position of IEC Electronics Corp. and Subsidiaries as of September 30, 2013 and 2012, and the results of its operations and its cash flows for each of the years in the two-year period ended September 30, 2013 in conformity with accounting principles generally accepted in the United States of America.

As discussed in Note 2 to the consolidated financial statements, the Company restated its consolidated financial statements for the year ended September 30, 2012 as a result of an error in accounting for work-in-process inventory at one of the Company's subsidiaries, resulting in an understatement of cost of sales and an overstatement of gross profit.

/s/ EFP Rotenberg, LLP

EFP Rotenberg, LLP
Rochester, New York
December 24, 2013

IEC ELECTRONICS CORP. AND SUBSIDIARIES
CONSOLIDATED BALANCE SHEETS
SEPTEMBER 30, 2013 and 2012
(in thousands, except share and per share data)

	September 30, 2013	September 30, 2012 <i>(restated)</i>
ASSETS		
Current assets:		
Cash	\$ 2,499	\$ 2,662
Accounts receivable, net of allowance	27,945	23,193
Inventories, net	21,904	17,697
Deferred income taxes	1,382	1,365
Other current assets	610	401
Total current assets	54,340	45,318
Fixed assets, net	17,946	17,120
Intangible assets, net	2,647	5,511
Goodwill	2,005	13,810
Deferred income taxes	11,652	6,018
Other assets	345	121
Total assets	\$ 88,935	\$ 87,898
LIABILITIES AND STOCKHOLDERS' EQUITY		
Current liabilities:		
Current portion of long-term debt	\$ 2,778	\$ 6,533
Accounts payable	16,508	15,697
Accrued payroll and related expenses	2,464	2,676
Other accrued expenses	811	946
Customer deposits	187	146
Total current liabilities	22,748	25,998
Long-term debt	34,026	21,104
Other long-term liabilities	167	-
Total liabilities	56,941	47,102
STOCKHOLDERS' EQUITY		
Preferred stock, \$0.01 par value:		
500,000 shares authorized; none issued or outstanding	-	-
Common stock, \$0.01 par value:		
Authorized: 50,000,000 shares		
Issued: 11,006,749 and 10,943,185 shares, respectively		
Outstanding: 9,991,291 and 9,927,727 shares, respectively	110	109
Additional paid-in capital	43,802	43,075
Retained earnings/(accumulated deficit)	(10,483)	(953)
Treasury stock, at cost: 1,015,458 shares	(1,435)	(1,435)
Total stockholders' equity	31,994	40,796
Total liabilities and stockholders' equity	\$ 88,935	\$ 87,898

The accompanying notes are an integral part of these consolidated financial statements.

IEC ELECTRONICS CORP. AND SUBSIDIARIES
CONSOLIDATED INCOME STATEMENTS
THREE MONTHS and YEARS ENDED SEPTEMBER 30, 2013 and 2012
(in thousands, except share and per share data)

	Three Months Ended		Years Ended	
	September 30, 2013	September 30, 2012 <i>(restated)</i>	September 30, 2013	September 30, 2012 <i>(restated)</i>
Net sales	\$ 39,122	\$ 37,062	\$ 140,946	\$ 144,963
Cost of sales	33,668	30,888	123,269	118,657
Gross profit	5,454	6,174	17,677	26,306
Selling and administrative expenses	3,761	3,579	15,453	15,765
Impairment of goodwill and other intangibles	14,217	-	14,217	-
Restatement and related expenses	625	-	1,842	-
Operating profit/(loss)	(13,149)	2,595	(13,835)	10,541
Interest and financing expense	522	297	1,170	1,227
Other expense/(income)	-	1	47	(1,050)
Income/(loss) before income taxes	(13,671)	2,297	(15,052)	10,364
Provision for/(benefit from) income taxes	(5,004)	711	(5,522)	3,670
Net income/(loss)	\$ (8,667)	\$ 1,586	\$ (9,530)	\$ 6,694

Net income/(loss) per common and common equivalent share:

Basic	\$ (0.89)	\$ 0.16	\$ (0.98)	\$ 0.69
Diluted	(0.89)	0.16	(0.98)	0.67

Weighted average number of common and common equivalent shares outstanding:

Basic	9,739,601	9,660,253	9,711,549	9,663,865
Diluted	9,739,601	9,982,368	9,711,549	9,969,071

IEC ELECTRONICS CORP. AND SUBSIDIARIES
CONSOLIDATED STATEMENTS of CHANGES in STOCKHOLDERS' EQUITY
YEARS ENDED SEPTEMBER 30, 2013 and 2012
(in thousands)

	Common Stock, par \$0.01	Additional Paid-In Capital	Retained Earnings (Deficit)	Treasury Stock, at cost	Total Stockholders' Equity
Balances, September 30, 2011	\$ 108	\$ 42,660	\$ (7,647)	\$ (1,435)	\$ 33,686
Net income	-		6,694	-	6,694
Stock-based compensation	-	595	-	-	595
Directors' fees paid in stock	-	37	-	-	37
Restricted (non-vested) stock grants	1	(1)	-	-	-
Exercise of stock options	-	134	-	-	134
SCB escrow settlement retirement of stock	-	(414)	-	-	(414)
Employee stock plan purchases	-	64	-	-	64
Balances, September 30, 2012, restated	<u>\$ 109</u>	<u>\$ 43,075</u>	<u>\$ (953)</u>	<u>\$ (1,435)</u>	<u>\$ 40,796</u>
	Common Stock, par \$0.01	Additional Paid-In Capital	Retained Earnings (Deficit)	Treasury Stock, at cost	Total Stockholders' Equity
Balances, September 30, 2012, restated	\$ 109	\$ 43,075	\$ (953)	\$ (1,435)	\$ 40,796
Net loss	-	-	(9,530)	-	(9,530)
Stock-based compensation	-	589	-	-	589
Forfeitures	(1)	1	-	-	-
Directors' fees paid in stock	-	10	-	-	10
Restricted (non-vested) stock grants	2	(2)	-	-	-
Exercise of stock options	-	60	-	-	60
Shares withheld for payment of taxes upon vesting of restricted stock	-	(29)	-	-	(29)
Employee stock plan purchases	-	98	-	-	98
Balances, September 30, 2013	<u>\$ 110</u>	<u>\$ 43,802</u>	<u>\$ (10,483)</u>	<u>\$ (1,435)</u>	<u>\$ 31,994</u>

The accompanying notes are an integral part of these consolidated financial statements.

IEC ELECTRONICS CORP. AND SUBSIDIARIES
CONSOLIDATED STATEMENTS of CASH FLOWS
YEARS ENDED SEPTEMBER 30, 2013 and 2012
(in thousands)

	Years Ended	
	September 30, 2013	September 30, 2012 <i>(restated)</i>
CASH FLOWS FROM OPERATING ACTIVITIES:		
Net income/(loss)	\$ (9,530)	\$ 6,694
Non-cash adjustments:		
Stock-based compensation	589	595
Depreciation and amortization	4,795	4,297
Impairment of goodwill and other intangibles	14,217	-
Change in contingent consideration	-	1,096
Directors' fees paid in stock	10	37
Loss on sale of fixed assets	(8)	14
Reserve for doubtful accounts	105	101
Deferred tax expense/(benefit)	(5,651)	3,248
Changes in operating assets and liabilities:		
Accounts receivable	(4,857)	(3,871)
Inventories	(4,207)	(1,604)
Other current assets	(209)	(77)
Other long term assets	(264)	-
Accounts payable	811	2,947
Accrued expenses	(347)	(321)
Customer deposits	41	(186)
Other long term liabilities	167	-
Net cash flows provided by/(used in) operating activities	(4,338)	12,970
CASH FLOWS FROM INVESTING ACTIVITIES:		
Purchases of fixed assets	(5,103)	(3,080)
Proceeds from disposal of fixed assets	21	46
Net cash used in investing activities	(5,082)	(3,034)
CASH FLOWS FROM FINANCING ACTIVITIES:		
Advances from revolving credit facility	60,815	62,563
Repayments of revolving credit facility, including refinancing	(47,266)	(63,173)
Borrowings under other loan agreements and notes, including refinancing	24,000	-
Repayments under loan agreements and notes, including refinancing	(28,382)	(6,862)
Debt issuance costs	(39)	-
Proceeds from exercise of stock options	60	134
Proceeds from employee stock plan purchases	98	64
Shares withheld for payment of taxes upon vesting of restricted stock	(29)	-
Net cash flows provided by/(used in) financing activities	9,257	(7,274)
Net increase/(decrease) in cash and cash equivalents	(163)	2,662
Cash and cash equivalents, beginning of period	2,662	-
Cash and cash equivalents, end of period	\$ 2,499	\$ 2,662
Supplemental cash flow information:		
Interest paid	\$ 1,176	\$ 1,106
Income taxes paid	367	326

IEC ELECTRONICS CORP. AND SUBSIDIARIES
NOTES TO CONSOLIDATED FINANCIAL STATEMENTS
SEPTEMBER 30, 2013 and 2012

NOTE 1—OUR BUSINESS AND SUMMARY OF SIGNIFICANT ACCOUNTING POLICIES

Our Business

IEC Electronics Corp. ("IEC", "we", "our", "us", "Company") is a premier provider of electronic contract manufacturing services ("EMS") to companies in various industries that require advanced technology. We specialize in the custom manufacture of high reliability, complex circuit cards and system-level assemblies; a wide array of cable and wire harness assemblies capable of withstanding extreme environments; and precision sheet metal components. We excel where quality and reliability are of paramount importance and when low-to-medium volume, high-mix production is the norm. We utilize state-of-the-art, automated circuit card assembly equipment together with a full complement of high-reliability manufacturing stress testing methods. With our customers at the center of everything we do, we have created a high-intensity, rapid response culture capable of reacting and adapting to their ever-changing needs. Our customer-centric approach offers a high degree of flexibility while simultaneously complying with rigorous quality and on-time delivery standards. While many EMS services are viewed as commodities, we believe we set ourselves apart through an uncommon mix of capabilities including:

- A technology center that combines dedicated prototype manufacturing with an on-site Materials Analysis Lab, enabling the seamless transition of complex electronics from design to production.
- In-house, custom, functional testing and troubleshooting of complex system-level assemblies in support of end-order fulfillment.
- A laboratory that enables us to assist customers in mitigating the risk of purchasing counterfeit parts through our subsidiary, Dynamic Research and Testing Laboratories, LLC ("DRTL").
- Build-to-print precision sheet metal and complex wire harness assemblies supporting just-in-time delivery of critical end-market, system-level electronics.
- A Lean/Six Sigma continuous improvement program supported by a team of Six Sigma Blackbelts delivering best-in-class results.
- Proprietary software-driven Web Portal providing customers real-time access to a wide array of operational data.

Generally Accepted Accounting Principles

IEC's financial statements and accompanying notes are prepared in accordance with accounting principles generally accepted in the United States of America, as set forth in the Financial Accounting Standards Board's ("FASB") Accounting Standards Codification ("ASC").

Fiscal Calendar

The Company's fiscal year ends on September 30th, and the first three quarters end generally on the Friday closest to the last day of the calendar quarter.

Consolidation

The consolidated financial statements include the accounts of IEC and its wholly owned subsidiaries: IEC Electronics Wire and Cable, Inc. ("Wire and Cable"); IEC Electronics Corp.-Albuquerque ("Albuquerque"); Dynamic Research and Testing Laboratories, LLC ("DRTL"); and Southern California Braiding, Inc. ("SCB"). The Celmet unit operates as a division of IEC. All significant intercompany transactions and accounts are eliminated in consolidation.

Reclassifications

Prior year financial statement amounts are reclassified as necessary to conform to the current year presentation. Such reclassifications generally involve transfers of individual accounts from one financial statement line-item to another, without affecting income before or after taxes.

Cash and Cash Equivalents

The Company's cash and cash equivalents principally represent deposit accounts with Manufacturers and Traders Trust Company ("M&T Bank"), a banking corporation headquartered in Buffalo, NY. In fiscal 2011, cash receipts and disbursements were used to repay or draw on IEC's revolving credit facility and cash balances were de minimis.

Allowance for Doubtful Accounts

The Company establishes an allowance for doubtful accounts receivable based on the age of outstanding invoices and management's evaluation of collectability. Accounts are written off after all reasonable collection efforts have been exhausted and management concludes that likelihood of collection is remote.

Inventory Valuation

Inventories are stated at the lower of cost or market value under the first-in, first-out method. The Company regularly assesses slow-moving, excess and obsolete inventory and maintains balance sheet reserves in amounts required to reduce the recorded value of inventory to lower of cost or market.

Property, Plant and Equipment

Property, plant and equipment ("PP&E") are stated at cost and are depreciated over various estimated useful lives using the straight-line method. Maintenance and repairs are charged to expense as incurred, while renewals and improvements are capitalized. At the time of retirement or other disposition of PP&E, cost and accumulated depreciation are removed from the accounts and any gain or loss is recorded in earnings.

Depreciable lives generally used for PP&E are presented in the table below. Leasehold improvements are amortized over the shorter of the lease term or estimated useful life of the improvement.

<u>PP&E Lives</u>	<u>Estimated Useful Lives</u>
	(years)
Land improvements	10
Buildings and improvements	5 to 40
Machinery and equipment	3 to 5
Furniture and fixtures	3 to 7

Intangible Assets

Intangible assets (other than goodwill) are those that lack physical substance and are not financial assets. Such assets held by IEC were acquired in connection with business combinations and represent economic benefits associated with acquired customer relationships, a non-compete agreement, and a property tax abatement. Values assigned to individual intangible assets are amortized using the straight-line method over their estimated useful lives. During the fourth quarter of fiscal 2013, we recorded an impairment charge of \$2.4 million related to SCB's customer relationships. The impairment analysis and resulting charge is further discussed in Note 6 – Intangible Assets.

Reviewing Long-Lived Assets for Potential Impairment

ASC 360-10 (Property, Plant and Equipment) and 350-30 (Intangibles) require the Company to test long-lived assets (PP&E and definitive lived assets) for recoverability whenever events or circumstances indicate that the carrying amount may not be recoverable. If carrying value exceeds undiscounted future cash flows attributable to an asset, it is considered impaired and the excess of carrying value over fair value must be charged to earnings. No impairment charges were recorded by IEC during fiscal 2013 or 2012.

Goodwill

Goodwill represents the excess of cost over fair value of net assets acquired in a business combination. Under ASC 350, goodwill is not amortized but is reviewed for impairment at least annually or when events or circumstances indicate that carrying value may exceed fair value. The Company may elect to precede a quantitative review for impairment with a qualitative assessment of the likelihood that fair value of a particular reporting unit exceeds carrying value. If the qualitative assessment leads to a conclusion that it is more than 50 percent likely that fair value exceeds carrying value, no further testing is required. In the event of a less favorable outcome, we are required to proceed with quantitative testing.

The quantitative process entails comparing the overall fair value of the unit to which goodwill relates to carrying value. If fair value exceeds carrying value, no further assessment of potential impairment is required. If fair value of the unit is less than carrying value, a valuation of the unit's individual assets and liabilities is required to determine whether or not goodwill is impaired. Goodwill impairment losses are charged to earnings. During the fourth quarter of fiscal 2013, we recorded an impairment charge of \$11.8 million related to SCB's goodwill. The impairment analysis and resulting charge is further discussed in Note 7 – Goodwill.

Most of IEC's recorded goodwill relates to SCB acquired in December 2010, and a lesser portion relates to Celmet, which was acquired in July 2010.

Leases

At the inception of a lease covering equipment or real estate, the lease agreement is evaluated under criteria discussed in ASC 840-10-25 (Leases). Leases meeting one of four key criteria are accounted for as capital leases and all others are treated as operating leases. Under a capital lease, the discounted value of future lease payments becomes the basis for recognizing an asset and a borrowing, and lease payments are allocated between debt reduction and interest. For operating leases, payments are recorded as rent expense. Criteria for a capital lease include (i) transfer of ownership during the lease term; (ii) existence of a bargain purchase option under

terms that make it likely to be exercised; (iii) a lease term equal to 75 percent or more of the economic life of the leased property; and (iv) minimum lease payments that equal or exceed 90 percent of the fair value of the property.

In June 2008, IEC entered into a sale-leaseback arrangement with M&T Bank under which fixed assets with a net book value of \$2.0 million and an original cost of \$15.6 million were sold to M&T Bank and were leased back under a five-year operating lease. The sold assets were removed from the accounts and a minimal loss on the transaction was amortized over the initial lease term. During the third quarter of fiscal 2013, the operating lease terminated and the assets were repurchased for \$0.4 million pursuant to a purchase option in the sale-leaseback arrangement

Legal Contingencies

When legal proceedings are brought or claims are made against us and the outcome is uncertain, ASC 450-10 (Contingencies) requires that we determine whether it is probable that an asset has been impaired or a liability has been incurred. If such impairment or liability is probable and the amount of loss can be reasonably estimated, the loss must be charged to earnings. No material charges for legal contingencies have been recorded by IEC during fiscal 2013 or 2012.

When it is considered probable that a loss has been incurred, but the amount of loss cannot be estimated, disclosure but not accrual of the probable loss is required. Disclosure of a loss contingency is also required when it is reasonably possible, but not probable, that a loss has been incurred.

Grants from Outside Parties

Grants from outside parties are recorded as other long-term liabilities and are amortized over the same period during which the associated fixed assets are depreciated.

Derivative Financial Instruments

The Company actively monitors its exposure to interest rate risk and from time to time uses derivative financial instruments to manage the impact of this risk. The Company uses derivatives only for purposes of managing risk associated with underlying exposures. The Company does not trade or use instruments with the objective of earning financial gains on the interest rate, nor does the Company use derivative instruments where it does not have underlying exposures. The Company manages its hedging position and monitors the credit ratings of counterparties and does not anticipate losses due to counterparty nonperformance. Management believes its use of derivative instruments to manage risk is in the Company's best interest. However, the Company's use of derivative financial instruments may result in short-term gains or losses and increased earnings volatility. The Company's instruments are recorded in the consolidated balance sheets at fair value in other assets or other long-term liabilities.

Fair Value Measurements

Under ASC 825 (Financial Instruments), the Company is required to disclose the fair value of financial instruments for which it is practicable to estimate value. The Company's financial instruments consist of cash, accounts receivable, accounts payable, accrued liabilities, borrowings and an interest rate swap agreement. IEC believes that recorded value approximates fair value for all cash, accounts receivable, accounts payable and accrued liabilities.

ASC 820 (Fair Value Measurements and Disclosures) defines fair value, establishes a framework for measurement, and prescribes related disclosures. ASC 820 defines fair value as the price that would be received upon sale of an asset or would be paid to transfer a liability in an orderly transaction. Inputs used to measure fair value are categorized under the following hierarchy:

Level 1: Quoted prices in active markets for identical assets or liabilities that the Company can access at the measurement date.

Level 2: Quoted prices for similar assets or liabilities in active markets; quoted prices for identical or similar assets or liabilities in markets that are not active; and model-derived valuations in which all significant inputs are observable market data.

Level 3: Model-derived valuations in which one or more significant inputs are unobservable.

The Company deems a transfer between levels of the fair value hierarchy to have occurred at the beginning of the reporting period. There were no such transfers during the years ended September 30, 2013 or 2012.

Revenue Recognition

The Company's revenue is principally derived from the sale of electronic products built to customer specifications, but also from other value-added support services and repair work. Revenue from product sales is recognized when (i) goods are shipped or title and risk of ownership have passed, (ii) the price to the buyer is fixed or determinable, and (iii) realization is reasonably assured.

Service revenue is generally recognized once the service has been rendered. For material management arrangements, revenue is generally recognized as services are rendered. Under such arrangements, some or all of the following services may be provided: design, bid, procurement, testing, storage or other activities relating to materials the customer expects to incorporate into products that it manufactures. Material management revenue amounted to less than 5% of total revenue in fiscal 2013 and 2012.

Provisions for discounts, allowances, rebates, estimated returns and other adjustments are recorded in the period the related sales are recognized.

Stock-Based Compensation

ASC 718 (Stock Compensation) requires that compensation expense be recognized for equity awards based on fair value as of the date of grant. For stock options, the Company uses the Black-Scholes pricing model to estimate grant date fair value. Costs associated with stock awards are recorded over requisite service periods, generally the vesting period. If vesting is contingent on the achievement of performance objectives, fair value is accrued over the period the objectives are expected to be achieved only if it is considered probable that the objectives will be achieved. The Company also has an employee stock purchase plan that provides for discounted stock purchase price. Compensation expense related to the discount is recognized as employees contribute to the plan.

Restatement and Related Expenses

Restatement and related expenses represents third-party expenses arising from the restatement further discussed in Note 2 - Restatement of Consolidated Financial Statements. These expenses include legal and accounting fees incurred by the Company from external counsel and independent accountants directly attributable to the restatement as well as other matters arising from the restatement including those more fully described in Note 17 - Litigation.

Income Taxes and Deferred Taxes

ASC 740 (Income Taxes) requires recognition of deferred tax assets and liabilities for the expected future tax consequences of events that have been included in the financial statements or tax returns, but not in both. Deferred tax assets are also established for tax benefits associated with tax loss and tax credit carryforwards. Such deferred balances reflect tax rates that are scheduled to be in effect, based on currently enacted legislation, in the years the book/tax differences reverse and tax loss and tax credit carryforwards are expected to be realized. An allowance is established for any deferred tax asset for which realization is not likely.

ASC 740 also prescribes the manner in which a company measures, recognizes, presents, and discloses in its financial statements uncertain tax positions that the company has taken or expects to take on a tax return. The Company recognizes tax benefits from uncertain tax positions only if it is more likely than not that the position will be sustained following examination by taxing authorities, based on technical merits of the position. The Company believes that it has no material uncertain tax positions.

Any interest or penalties incurred are reported as interest expense. The Company's income tax filings are subject to audit by various tax jurisdictions and current open years are fiscal 2009 through fiscal 2012. The federal income tax audit for fiscal 2011 recently concluded and did not have a material impact on the financial statements.

Earnings Per Share

Basic earnings per common share are calculated by dividing income available to common stockholders by the weighted average number of shares outstanding during each period. Diluted earnings per common share add to the denominator incremental shares resulting from the assumed exercise of all potentially dilutive stock options, as well as restricted (non-vested) stock, restricted stock units ("RSU's") and anticipated issuance through the employee stock purchase plan. Options, restricted stock and RSU's are primarily held by directors, officers and certain employees. A summary of shares used in earnings per share ("EPS") calculations follows.

Shares for EPS Calculation	Three Months Ended		Years Ended	
	September 30, 2013	September 30, 2012	September 30, 2013	September 30, 2012
Weighted average shares outstanding	9,739,601	9,660,253	9,711,549	9,663,865
Incremental shares	-	322,115	-	305,206
Diluted shares	<u>9,739,601</u>	<u>9,982,368</u>	<u>9,711,549</u>	<u>9,969,071</u>
Anti-dilutive shares excluded	521,857	20,000	521,857	109,750

As a result of the net loss for the three months and year ended September 30, 2013, the Company calculated diluted earnings per share using weighted average basic shares outstanding, as using diluted shares would be anti-dilutive to loss per share.

Dividends

IEC does not pay dividends on its common stock, as it is the Company's current policy to retain earnings for use in the business. Furthermore, the Company's Fourth Amended and Restated Credit Facility Agreement with M&T Bank includes certain restrictions on paying cash dividends.

Use of Estimates

The preparation of financial statements in conformity with generally accepted accounting principles (“GAAP”) requires management to make estimates and assumptions that affect the reported amounts of assets, liabilities, income and expenses and the disclosure of contingent assets and liabilities. Actual results may differ from management’s estimates.

Statements of Cash Flows

The Company presents operating cash flows using the indirect method of reporting under which non-cash income and expense items are removed from net income.

Comprehensive Income

IEC has no items of other comprehensive income (“OCI”) in any period presented in the accompanying financial statements, and in accordance with ASC 220-10-15, is not required to present captions for OCI or comprehensive income in the statements.

Recently Issued Accounting Standards

FASB Accounting Standards Update (“ASU”) 2011-04, “Amendments to Achieve Common Fair Value Measurement and Disclosure Requirements in U.S. GAAP and IFRS,” was issued in May 2011 to be effective for interim or annual periods beginning after December 15, 2011. ASU 2011-04 changes the wording for certain measurement and disclosure requirements relating to fair value determinations under U.S. GAAP in order to make them more consistent with International Financial Reporting Standards (“IFRS”). While many of the modifications are not expected to change the application of U.S. GAAP, additional disclosure requirements relating to the use of Level 3 inputs in determining fair value do apply to IEC. The Company uses such inputs when valuing certain assets acquired in business combinations and has provided additional information regarding the sensitivity of derived values from changes in the inputs.

FASB ASU 2012-02, “Intangibles—Goodwill and Other: Testing Indefinite-Lived Intangible Assets for Impairment,” was issued July 27, 2012 and is effective for annual and interim fiscal periods beginning after December 25, 2012. ASU 2012-02 simplifies the guidance for testing the decline in the realizable value (impairment) of indefinite-lived intangible assets other than goodwill. The amendments allow an organization the option to first assess qualitative factors to determine whether it is necessary to perform the quantitative impairment test. An organization electing to perform a qualitative assessment is no longer required to calculate the fair value of an indefinite-lived intangible asset unless the organization determines, based on a qualitative assessment, that it is “more likely than not” that the asset is impaired. The Company does not anticipate a significant impact upon adoption.

FASB ASU 2012-04, “Technical Corrections and Improvements,” was issued October 2012 and for public entities, the amendments that are subject to the transition guidance will be effective for fiscal periods beginning after December 15, 2012. The amendments in ASU 2012-04 cover a wide range of Topics in the Codification. These amendments are presented in two sections—Technical Corrections and Improvements (Section A) and Conforming Amendments Related to Fair Value Measurements (Section B). The amendments in ASU 2012-04 represent changes to clarify the Codification, correct unintended application of guidance, or make minor improvements to the Codification that are not expected to have a significant effect on current accounting. ASU 2012-04 is not intended to significantly change U.S. GAAP and the Company does not anticipate a significant impact upon adoption.

FASB ASU 2013-02, “Reporting of Amounts Reclassified Out of Accumulated Other Comprehensive Income,” was issued on February 5, 2013 to be effective for fiscal years beginning after December 15, 2012. This guidance is the culmination of the board’s redeliberation on reporting reclassification adjustments from accumulated other comprehensive income (“AOCI”). ASU 2013-02 requires an entity to separately present the amount reclassified out of AOCI income for each component of AOCI and to disclose, for each affected line item in the income statement, the amount of AOCI that has been reclassified into that line item. If the reclassification does not go directly to an income statement line it is acceptable to cross reference that amount to another footnote that provides the required disclosure. The new requirements impact disclosure only and will take effect for the Company at the beginning of fiscal 2014. The Company does not anticipate a significant impact upon adoption as it does not currently have any AOCI.

NOTE 2—RESTATEMENT OF CONSOLIDATED FINANCIAL STATEMENTS

We restated our consolidated financial statements for the fiscal year ended September 30, 2012, and the interim fiscal quarters and year to date periods within the year ended September 30, 2012, included in the Company’s Annual Report on Form 10-K/A and the fiscal quarter ended December 28, 2012, as reported in the Company’s Quarterly Report on Form 10-Q/A for that fiscal quarter.

The cumulative adjustments to correct the consolidated financial statements for all periods prior to October 1, 2011 were immaterial and are recorded as adjustments to cost of sales in the first quarter of fiscal 2012 and the fiscal year ended September 30, 2012. The cumulative effect of those adjustments increased previously reported cost of sales and decreased net income for the year ended September 30, 2012 by \$0.25 million and \$0.17 million, respectively.

The summary impacts of the restatement adjustments on the Company's previously reported consolidated net income follows (in thousands):

	<u>Year Ended</u>
	<u>September 30,</u>
	<u>2012</u>
Net Income - Previously reported	\$ 7,760
Work-in-process inventory adjustments, net of tax	<u>(1,066)</u>
Net Income - Restated	<u>\$ 6,694</u>

The Company identified an error in accounting for work-in-process inventory at SCB, one of its wholly owned subsidiaries. During the quarter ended March 29, 2013 the Company began to analyze the cost structure of SCB including labor, overhead and selling and administrative expenses. Throughout the second half of fiscal 2012 and the first half of fiscal 2013 SCB's expenses incurred increased each period. Over the same period, the labor and overhead capitalized into work-in-process inventory also increased. The Company initially believed the increase in capitalized work-in-process labor and overhead resulted from unfavorable variances due to increased expenses in relation to revenue during those periods. Upon further review, it was determined the Company overcapitalized labor and overhead costs in SCB's work-in-process inventory. The overcapitalization was a result of failure to accurately factor in the stage of completion for the work-in-process inventory.

The impact of the restatement on the previously issued Consolidated Balance Sheet as of September 30, 2012 and our Consolidated Statement of Income and Consolidated Statement of Cash Flows for the fiscal year then ended is as follows:

Consolidated Balance Sheet

September 30, 2012

	As reported	Adjustment (in thousands)	Restated
ASSETS			
Current assets:			
Cash	\$ 2,662	\$ -	\$ 2,662
Accounts receivable, net of allowance	23,193	-	23,193
Inventories, net	19,348	(1,651)	17,697
Deferred income taxes	1,365	-	1,365
Other current assets	401	-	401
Total current assets	<u>46,969</u>	<u>(1,651)</u>	<u>45,318</u>
Fixed assets, net	17,120	-	17,120
Intangible assets, net	5,511	-	5,511
Goodwill	13,810	-	13,810
Deferred income taxes	5,433	585	6,018
Other assets	121	-	121
Total assets	<u>\$ 88,964</u>	<u>\$ (1,066)</u>	<u>\$ 87,898</u>
LIABILITIES AND STOCKHOLDERS' EQUITY			
Current liabilities:			
Current portion of long-term debt	\$ 6,533	\$ -	\$ 6,533
Accounts payable	15,697	-	15,697
Accrued payroll and related expenses	2,676	-	2,676
Other accrued expenses	946	-	946
Customer deposits	146	-	146
Total current liabilities	<u>25,998</u>	<u>-</u>	<u>25,998</u>
Long-term debt	<u>21,104</u>	<u>-</u>	<u>21,104</u>
Total liabilities	47,102	-	47,102
STOCKHOLDERS' EQUITY			
500,000 shares authorized; none issued or outstanding	-	-	-
Common stock, \$0.01 par value:			
Authorized: 50,000,000 shares			
Issued: 10,943,185 shares			
Outstanding: 9,927,727 shares	109	-	109
Additional paid-in capital	43,075	-	43,075
Accumulated income (deficit)	113	(1,066)	(953)
Treasury stock, at cost: 1,015,458 shares	<u>(1,435)</u>	<u>-</u>	<u>(1,435)</u>
Total stockholders' equity	<u>41,862</u>	<u>(1,066)</u>	<u>40,796</u>
Total liabilities and stockholders' equity	<u>\$ 88,964</u>	<u>\$ (1,066)</u>	<u>\$ 87,898</u>

Consolidated Income Statements

Three months ended
September 30, 2012

Year ended
September 30, 2012

	<u>As reported</u>	<u>Adjustment</u>	<u>Restated</u>	<u>As reported</u>	<u>Adjustment</u>	<u>Restated</u>
	(in thousands)					
Net sales	\$ 37,062	\$ -	\$ 37,062	\$ 144,963	\$ -	\$ 144,963
Cost of sales	<u>30,263</u>	<u>625</u>	<u>30,888</u>	<u>117,007</u>	<u>1,650</u>	<u>118,657</u>
Gross profit	6,799	(625)	6,174	27,956	(1,650)	26,306
Selling and administrative expenses	<u>3,579</u>	<u>-</u>	<u>3,579</u>	<u>15,765</u>	<u>-</u>	<u>15,765</u>
Operating profit	3,220	(625)	2,595	12,191	(1,650)	10,541
Interest and financing expense	297	-	297	1,227	-	1,227
Other (income)/expense	<u>1</u>	<u>-</u>	<u>1</u>	<u>(1,050)</u>	<u>-</u>	<u>(1,050)</u>
Income before provision for income taxes	2,922	(625)	2,297	12,014	(1,650)	10,364
Provision for income taxes	<u>921</u>	<u>(210)</u>	<u>711</u>	<u>4,254</u>	<u>(584)</u>	<u>3,670</u>
Net income	<u>\$ 2,001</u>	<u>\$ (415)</u>	<u>\$ 1,586</u>	<u>\$ 7,760</u>	<u>\$ (1,066)</u>	<u>\$ 6,694</u>

Net income per common and common equivalent share:

Basic	\$ 0.21	\$ (0.05)	\$ 0.16	\$ 0.80	\$ (0.11)	\$ 0.69
Diluted	0.20	(0.04)	0.16	0.78	(0.11)	0.67
Weighted average number of common and common equivalent shares outstanding:						
Basic	9,660,253		9,660,253	9,663,865		9,663,865
Diluted	9,982,368		9,982,368	9,969,071		9,969,071

Consolidated Statement of Cash Flow

Year ended

September 30, 2012

	As reported	Adjustment (in thousands)	Restated
CASH FLOWS FROM OPERATING ACTIVITIES:			
Net income	\$ 7,760	\$ (1,066)	\$ 6,694
Non-cash adjustments:			
Stock-based compensation	595	-	595
Depreciation and amortization	4,297	-	4,297
Change in contingent consideration	1,096	-	1,096
Directors' fees paid in stock	37	-	37
Loss on sale of fixed assets	14	-	14
Reserve for doubtful accounts	101	-	101
Deferred tax expense	3,833	(585)	3,248
Changes in current assets and liabilities:			
Accounts receivable	(3,871)	-	(3,871)
Inventories	(3,255)	1,651	(1,604)
Other current assets	(77)	-	(77)
Accounts payable	2,947	-	2,947
Accrued expenses	(321)	-	(321)
Customer deposits	(186)	-	(186)
Net cash flows from operating activities	12,970	-	12,970
CASH FLOWS FROM INVESTING ACTIVITIES:			
Purchases of fixed assets	(3,080)	-	(3,080)
Proceeds from (net cost of) disposal of fixed assets	46	-	46
Net cash flows from investing activities	(3,034)	-	(3,034)
CASH FLOWS FROM FINANCING ACTIVITIES:			
Advances from revolving credit facility	62,563	-	62,563
Repayments of revolving credit facility	(63,173)	-	(63,173)
Repayments under loan agreements and notes	(6,862)	-	(6,862)
Proceeds from exercise of stock options	134	-	134
Proceeds from employee stock plan purchases	64	-	64
Net cash flows from financing activities	(7,274)	-	(7,274)
Net cash flows for the period	2,662	-	2,662
Cash and cash equivalents, beginning of period	-	-	-
Cash and cash equivalents, end of period	\$ 2,662	\$ -	\$ 2,662
Supplemental cash flow information:			
Interest paid	\$ 1,106	\$ -	\$ 1,106
Income taxes paid	326	-	326

After taking into account the restatement, the Company remained in compliance with the financial covenants contained in its Credit Agreement with M&T Bank, described in Note 8 – Credit Facilities, for each measurement period during fiscal 2012.

NOTE 3—ALLOWANCE FOR DOUBTFUL ACCOUNTS

A summary follows of activity in the allowance for doubtful accounts during the fiscal year ended September 30, 2013 and 2012.

Allowance for Doubtful Accounts	Years Ended	
	September 30, 2013	September 30, 2012
<i>(in thousands)</i>		
Allowance, beginning of period	\$ 406	\$ 305
Provision for doubtful accounts	105	101
Write-offs	(59)	-
Allowance, end of period	<u>\$ 452</u>	<u>\$ 406</u>

NOTE 4—INVENTORIES

A summary of inventory by category at period end follows:

Inventories	September 30, 2013	September 30, 2012
<i>(in thousands)</i>		<i>(restated)</i>
Raw materials	\$ 14,841	\$ 10,732
Work-in-process	7,564	6,564
Finished goods	<u>1,449</u>	<u>1,661</u>
Total inventories	23,854	18,957
Reserve for excess/obsolete inventory	<u>(1,950)</u>	<u>(1,260)</u>
Inventories, net	<u>\$ 21,904</u>	<u>\$ 17,697</u>

NOTE 5—FIXED ASSETS

Fixed assets and accumulated depreciation at period end consist of the following:

Fixed Assets	September 30, 2013	September 30, 2012
<i>(in thousands)</i>		
Land and improvements	\$ 1,601	\$ 1,556
Buildings and improvements	11,070	9,852
Leasehold improvements	1,411	1,374
Machinery and equipment	25,963	23,085
Furniture and fixtures	6,165	5,444
Construction in progress	<u>835</u>	<u>673</u>
Total fixed assets, at cost	47,045	41,984
Accumulated depreciation	<u>(29,099)</u>	<u>(24,864)</u>
Fixed assets, net	<u>\$ 17,946</u>	<u>\$ 17,120</u>

Depreciation expense was \$4.3 million and \$3.8 million for the years ended September 30, 2013 and 2012, respectively.

Results of the impairment analyses related to the SCB reporting unit, more fully described in Note 6 – Intangible Assets and Note 7 – Goodwill, did not result in a fixed asset impairment as undiscounted cash flows exceed the carrying value of the assets.

NOTE 6—INTANGIBLE ASSETS

IEC's intangible assets (other than goodwill) were acquired in connection with purchases of SCB in the first quarter of fiscal 2011 and Albuquerque in fiscal 2010.

Among SCB's key attributes as an acquisition candidate were the relationships established with a number of military and defense contractors. The anticipated profitability of those relationships was considered by IEC in arriving at an amount to offer for the firm and also became the basis for allocating a portion of the purchase price to a related customer relationship intangible asset. Based upon several key assumptions and a detailed analysis of value, \$5.9 million was allocated to this intangible asset. The asset is being amortized over its fifteen-year estimated useful life, using the straight-line method.

For the reasons set forth in Note 7 – Goodwill below, the Company recorded an impairment of the customer relationship intangible asset in the fourth quarter of fiscal 2013. As part of the impairment determination, future cash flows of SCB's customer relationships existing at acquisition date were projected based on estimates of future revenues, operating income and other factors, such as working capital and capital expenditures. Factors taken into consideration in arriving at these estimates include historical results since acquisition, industry data and expected challenging market conditions as described more fully in Note 7 – Goodwill. The projections do not include possible future benefits from customer relationships existing at acquisition date that may positively impact other reporting units, including Albuquerque, in the future. The discount rates used in our discounted cash flow method were based on a weighted average cost of capital determined from relevant market comparisons, adjusted upward for risks specific to the reporting unit. An estimated attrition rate was calculated based on the reporting unit's historical revenue. Based on the results of this test, we recognized an impairment charge of \$2.4 million for customer relationships. An impairment analysis for intangible assets was not necessary prior to the fourth quarter of fiscal 2013 for the same reasons a goodwill impairment charge was not recorded prior to the fourth quarter of fiscal 2013 as described in Note 7 - Goodwill.

In connection with the SCB acquisition, IEC also allocated \$100 thousand to an intangible asset representing the estimated value of a five-year, non-compete agreement entered into with SCB's selling shareholders. This intangible asset is being amortized evenly over its contractual life, and there was no impairment to the asset's carrying value of \$44 thousand.

As for Albuquerque, its building and land were acquired subject to an Industrial Revenue Bond ("IRB") that exempts the property from real estate taxes for the term of the IRB. The tax abatement was valued at \$360 thousand at date of acquisition, and such value is being amortized over the 9.2 year exemption period that remained as of the acquisition date. There was no impairment to the asset's carrying value of \$213 thousand.

A summary of intangible assets by category and accumulated amortization at period end follows:

Intangible Assets	September 30, 2013	September 30, 2012
<i>(in thousands)</i>		
Customer relationships - SCB	\$ 5,900	\$ 5,900
Property tax abatement - Albuquerque	360	360
Non-compete agreement - SCB	100	100
Total intangibles	6,360	6,360
Accumulated amortization	(1,301)	(849)
Accumulated impairment - customer relationships	(2,412)	-
Intangible assets, net	<u>\$ 2,647</u>	<u>\$ 5,511</u>

Amortization expense during the years ended September 30, 2013 and 2012 follows:

Amortization Expense	Years Ended	
	September 30, 2013	September 30, 2012
<i>(in thousands)</i>		
Intangible amortization expense	<u>\$ 452</u>	<u>\$ 453</u>

A summary of amortization expense for the next five years follows:

<u>Future Amortization</u>	<u>Estimated future amortization</u>
(in thousands)	
Years ended September 30,	
2014	\$ 254
2015	254
2016	238
2017	234
2018 and thereafter	1,667

NOTE 7—GOODWILL

Goodwill balances resulting from the acquisitions of SCB in the first quarter of fiscal 2011 and Celmet in fiscal 2010 are \$13.7 million and \$0.1 million, respectively.

Since its acquisition, SCB has operated as a reporting unit of the Company, primarily in the military & aerospace market sector. Due to changing circumstances, the Company determined it was necessary to perform a quantitative assessment which resulted in an impairment charge recorded in the fourth quarter of fiscal 2013.

The Company performs its annual impairment test for SCB goodwill during the third quarter. Prior to the fourth quarter of fiscal 2013, these tests indicated no impairment. During the third quarter of fiscal 2013, we performed a qualitative impairment analysis as permitted by ASC 350 – Intangibles – Goodwill and Other. We considered several factors including operating results in recent periods, backlog, market sector and macro-economic conditions and revenue. At the time, we anticipated improved operating margins in future periods. Government activities were not expected to have a significant impact on SCB as the majority of the programs that SCB's customers participate in involve complex, advanced technology including unmanned vehicles, space defense and space exploration – and, as such, were more likely delayed as opposed to permanently cut. Revenue growth also was expected to have a positive impact on operating margins due to improved leverage on existing overhead, selling and administrative costs. The Company therefore determined it was not more likely than not that goodwill was impaired.

Since acquisition, operating expenses at the SCB reporting unit were at a level that would support anticipated higher revenue volumes. Although revenue at the reporting unit increased in fiscal 2013 over fiscal 2012, growth was slower than projected at acquisition date. During the second and third quarters of fiscal 2013, the Company made an effort to increase margins by implementing operational improvements at the reporting unit to reduce costs and improve efficiencies. Notwithstanding improvements, SCB continued to experience poor operating performance. As a result, the Company made strategic decisions during the fourth quarter of fiscal 2013 to direct more revenue from existing and new customers in the military & aerospace market sector to our Albuquerque reporting unit. This change in strategy is expected to improve leverage of expenses at Albuquerque while reducing expenses at SCB. The result is limited, managed growth planned for the SCB reporting unit for the foreseeable future, with future additional growth in this market sector planned to occur at our other locations.

As part of the strategic change noted above, the Company has reduced planned operating expenses in order to better align them with current revenue volumes and planned reduced growth at the SCB reporting unit. Fiscal 2014 measures to improve operating results include planned operational efficiencies, reduction of square footage leased and reduction of personnel, administrative, selling and other discretionary costs. These changes are beginning to take effect in fiscal 2014; however it will take some time to realize the full impact. Recent forecasts for the SCB reporting unit for fiscal 2014 include lower revenue and operating margin projections based on the Company's plans to manage the level of operations at this reporting unit while continuing to grow business in the military & aerospace market sector at other reporting units.

Additionally, since the third quarter of fiscal 2013, uncertainties relative to the military & aerospace market sector have intensified. Federal government indecision regarding funding of budget deficits resulted in a partial government shut-down during October 2013. This followed Department of Defense spending reductions that already occurred as a result of sequestration in the spring of 2013. A temporary suspension of the debt ceiling put an end to the October 2013 shutdown. At the time the Company was performing its impairment analysis, the temporary suspension was scheduled to end in February 2014. At that time, there would be the possibility of another partial shut-down and further cuts that could take effect in calendar 2014 if further sequestration could not be avoided. Although instability has continued to be evident, the Company continues to believe government funding for the majority of our customers' programs that we support is more likely delayed as opposed to permanently cut.

As a result of the factors described above, the Company determined it was necessary to perform a quantitative step one goodwill impairment analysis as of the fourth quarter of fiscal 2013. The fair value of the SCB reporting unit was estimated using discounted cash flows, which is an income approach. The discount rates used were based on a weighted average cost of capital determined from relevant market comparisons, adjusted upward for risks specific to the reporting unit. Future cash flows were projected based on estimates of future revenues, operating income and other factors, such as working capital and capital expenditures. Factors taken into consideration in arriving at these estimates include historical results since acquisition, industry data, and expected challenging market conditions. The projections do not include possible future benefits from customer relationships that may positively impact other reporting units, including Albuquerque, in the future. Despite the planned changes described above, projections still indicate low operating margins, and the carrying value of the SCB reporting unit exceeds the fair value estimated in step one of the impairment analysis. It was therefore necessary to perform step two to determine the amount of the impairment

The step two analysis was performed utilizing the same factors in the step one analysis described above. The fair value of the assets and liabilities of the reporting unit were estimated and the residual fair value of the reporting unit was compared to the carrying value of goodwill. Based on the results of the step two analysis, the Company recognized a goodwill impairment charge of \$11.8 million.

In the time since the Company performed its impairment analysis, Congress has considered a proposed framework that would avoid another partial government shut-down and further sequestration in 2014. However, details as to exactly how any agreement will impact the Company's customers will take time to emerge. Absent more clarity, the Company did not modify its impairment analysis.

As for the goodwill from the Celmet acquisition, there has been no impairment.

A summary of the total goodwill and accumulated impairment at period end follows:

Goodwill	September 30, 2013	September 30, 2012
<i>(in thousands)</i>		
Goodwill	\$ 13,810	\$ 13,810
Accumulated impairment	(11,805)	-
Balance	<u>\$ 2,005</u>	<u>\$ 13,810</u>

NOTE 8—CREDIT FACILITIES

A summary of borrowings at September 30, 2013 and 2012 follows:

Debt	Fixed/ Variable	Maturity Date	September 30, 2013		September 30, 2012	
			Balance	Interest Rate (1)	Balance	Interest Rate
<i>(in thousands)</i>						
M&T borrowings (2):						
Revolving Credit Facility	v	01/18/16	\$ 11,261	3.19 %	\$ 6,588	3.00 %
Term Loan A	f	02/01/22	9,259	3.98	-	-
Term Loan B	v	02/01/23	13,184	2.68	-	-
SCB Term Loan	v	12/17/15	-	-	13,000	3.25
Albuquerque Term Loan	v	12/16/14	-	-	2,250	3.25
Albuquerque Mortgage Loan	v	02/01/18	3,000	3.44	3,267	3.25
Celmet Term Loan	v	07/30/15	-	-	1,166	3.25
Equipment Loans - 2	v	12/17/13	-	-	672	3.25
Equipment Loans - 3	f	11/01/12	-	-	108	2.93
Energy Loan	f	04/02/13	-	-	23	2.08
Other borrowings:						
Seller notes, Wire and Cable	f	06/01/13	-	-	463	3.00
Albuquerque Industrial Revenue Bond	f	03/01/19	100	5.63	100	5.63
Total debt			36,804		27,637	
Less: current portion			(2,778)		(6,533)	
Long-term debt			\$ 34,026		\$ 21,104	

(1) Rates noted above are before impact of interest rate swap.

(2) Sale-leaseback agreement with M&T is accounted for as an operating lease, and therefore is not included above for September 30, 2012. The lease terminated during the third quarter of fiscal 2013.

M&T Bank Credit Facilities

On January 18, 2013, the Company and M&T Bank entered into the Fourth Amended and Restated Credit Facility Agreement (“2013 Credit Agreement”), replacing a prior agreement dated December 17, 2010 (“2010 Credit Agreement”). Many of the terms, conditions and covenants remain unchanged from the 2010 Credit Agreement. Borrowings under the 2013 Credit Agreement are secured by, among other things, the assets of IEC and its subsidiaries.

Individual debt facilities provided under the 2013 Credit Agreement are described below:

- a) *Revolving Credit Facility (“Revolver”)*: Up to \$20 million is available through January 18, 2016. The Company may borrow up to the lesser of (i) 85% of eligible receivables plus 35% of eligible inventories or (ii) \$20 million. At IEC's election, another 35% of eligible inventories may be included in the borrowing base for limited periods of time during which a higher rate of interest is charged on the Revolver. Borrowings based on inventory balances are further limited to a cap of \$3.75 million, or when subject to the higher percentage limit, \$4.75 million. At September 30, 2013, the upper limit on Revolver borrowings was \$20.0 million. Average available balances amounted to \$12.8 million and \$12.9 million during the years ended September 30, 2013 and 2012, respectively.

The Company incurs quarterly unused commitment fees ranging from 0.125% to 0.500% of the excess of \$20.0 million over average borrowings under the Revolver. Fees incurred amounted to \$36 thousand and \$33 thousand during the years ended September 30, 2013 and 2012, respectively. The fee percentage varies based on IEC's ratio of debt to EBITDARS.

- b) *Term Loan A*: \$10.0 million was borrowed on January 18, 2013. Principal is being repaid in 108 monthly installments of \$93 thousand.

- c) *Term Loan B*: \$14.0 million was borrowed on January 18, 2013. Principal is being repaid in 120 monthly installments of \$117 thousand.
- d) *Albuquerque Mortgage Loan*: \$4.0 million was borrowed on December 16, 2009. The loan is secured by real property in Albuquerque, NM, and principal is being repaid in monthly installments of \$22 thousand plus a balloon payment due at maturity.
- e) *Energy Loan*: \$0.2 million was borrowed on April 2, 2008, for which interest at a fixed rate of 2.08% is subsidized by the State of New York. Principal was being repaid in 60 equal monthly installments and the loan was paid in full during April 2013.

Subsequent to September 30, 2013, the Company obtained an amendment to the 2013 Credit Agreement (the “Third 2013 Amendment”) for the Celmet Building Term Loan for \$1.3 million. The proceeds were used to reimburse the Company’s cost of purchasing the Rochester, New York facility.

The 2013 Credit Agreement also contains various affirmative and negative covenants including financial covenants. The Company is required to maintain (i) a minimum level of quarterly EBITDARS, (ii) a ratio of total debt to twelve month EBITDARS (“Debt to EBITDARS Ratio”) that is below a specified limit, and (iii) a minimum fixed charge coverage ratio (“Fixed Charge Coverage Ratio”) as described in the tables below. The terms of the 2013 Credit Agreement did not require measurement of financial covenants for the first quarter of fiscal 2013. For the purpose of calculating compliance with the covenants, IEC's operating lease obligation to M&T Bank for certain equipment sold to the bank on June 27, 2008 and leased back for a period of five years, was treated as debt. During the third quarter of fiscal 2013, the operating lease terminated and the assets were repurchased pursuant to a purchase option in the sale-leaseback arrangement.

On May 15, 2013 we obtained an amendment to the 2013 Credit Agreement (the “First 2013 Amendment”) which modified the Debt to EBITDARS Ratio and Fixed Charge Coverage Ratio covenants, and on August 6, 2013 we obtained a further amendment to the 2013 Credit Agreement (the “Second 2013 Amendment,” and together with the First 2013 Amendment, the “2013 Amendments”) which modified the Debt to EBITDARS Ratio, as shown in the table below. Subsequent to September 30, 2013, on December 13, 2013, we obtained a further amendment to the 2013 Credit Agreement (the “2014 Amendment”) which modified the ratios as follows:

- Debt to EBITDARS Ratio: (a)

2013 Credit Agreement, before 2013 Amendments:	
3/31/2013 through and including 9/29/2013	< 3.00 to 1.00
9/30/2013 and thereafter	<2.75 to 1.00
2013 Credit Agreement, after First 2013 Amendment:	
6/28/2013 through and including 12/27/2013	< 3.25 to 1.00
12/28/2013 through and including 3/28/2014	<3.00 to 1.00
3/29/2014 and thereafter	< 2.75 to 1.00
2013 Credit Agreement, after Second 2013 Amendment:	
6/28/2013 through and including 12/27/2013	< 3.50 to 1.00
12/28/2013 through and including 3/28/2014	<3.00 to 1.00
3/29/2014 and thereafter	< 2.75 to 1.00
2013 Credit Agreement, after 2014 Amendment:	
12/13/2013 through and including 3/27/2014	< 4.50 to 1.00
3/28/2014 through and including 6/26/2014	<3.50 to 1.00
6/27/2014 through and including 9/29/2014	<3.25 to 1.00
09/30/2014 and thereafter	< 2.75 to 1.00

- Fixed Charge Coverage Ratio: (b)

2013 Credit Agreement, before 2013 Amendments: 3/31/2013 and thereafter	> 1.25 to 1.00
2013 Credit Agreement, after First 2013 Amendment: 6/28/2013	>0.95 to 1.00
9/30/2013	>1.00 to 1.00
12/27/2013	>1.15 to 1.00
3/28/2014 and thereafter	>1.25 to 1.00
2013 Credit Agreement, after 2014 Amendment: 3/28/2014 through and including 6/26/2014	≥0.90 to 1.00
06/27/2014 through and including 9/29/2014	≥1.10 to 1.00
9/30/2014 and thereafter	≥1.25 to 1.00

(a) The ratio of debt to earnings before interest, taxes, depreciation, amortization, rent expense and non-cash stock compensation expense.

(b) The ratio compares (i) 12 month EBITDA plus non-cash stock compensation expense minus unfinanced capital expenditures minus cash taxes paid, to (ii) the sum of interest expense, principal payments, sale-leaseback payments and dividends, if any (fixed charges).

The Second 2013 Amendment also amended two definitions used in the calculation of the financial covenants, including: (i) the definition of net income, to add back, through the fiscal quarter ending June 27, 2014, up to \$1.1 million of legal and accounting fees associated with the restatement, and (ii) the definition of interest expense as related to Rate Management Transactions (defined in the 2013 Credit Agreement), to be “the net cash cost or benefit associated with Rate Management Transactions net cash benefit or loss”.

The Company was in compliance with its financial covenants at September 30, 2012. At March 29, 2013 the Company was not in compliance with these financial covenants. At June 28, 2013 and September 30, 2013 the Company was not in compliance with the Debt to EBITDARS Ratio and Fixed Charge Coverage Ratio. The Company has obtained waivers for each period from M&T Bank with respect to such noncompliance.

The waivers received by the Company for failure to comply with the financial covenants at March 29, 2013, June 28, 2013 and September 30, 2013 did not affect the quarterly calculation of the applicable interest rate margin for the Revolver and Albuquerque Mortgage Loan and the Revolver unused fees. However, the Second 2013 Amendment modified the ranges of applicable margins and unused fees by increasing both the lower and upper limit of each range with respect to the applicable debt facility. The applicable margins are determined based on the Debt to EBITDARS Ratio. Changes to applicable margins and unused fees resulting from the Debt to EBITDARS Ratio generally become effective mid-way through the subsequent quarter. The higher Debt to EBITDARS Ratio calculated as of March 29, 2013 resulted in an increase of 0.75% in the effective rate applicable to the Revolver and Albuquerque Mortgage Loan and an increase of 0.375% in the unused commitment fee for the Revolver. The higher Debt to EBITDARS Ratio calculated as of June 28, 2013, in conjunction with the Second 2013 Amendment resulted in an increase of 0.25% in the effective rate applicable to those two loans and the unused commitment fee for the Revolver remained unchanged. However, the 2014 Amendment fixed the applicable margin for the Revolver at 4.25%, for the Albuquerque Mortgage Loan at 4.50% and Term Loan B at 3.25% and the unused fee at 0.50%, in each case through December 13, 2014 and if the Company is not compliant with financial covenants on December 13, 2014, during the period of non-compliance.

Significant modifications made in the 2013 Credit Agreement and subsequent amendments to the financing arrangements previously in effect under the 2010 Credit Agreement include:

- Consolidation of all outstanding term debt, except the Albuquerque Mortgage Loan and the Energy Loan, and an \$8.9 million portion of outstanding loans under the Revolver, into two new and increased term loans, described below (“Term Loan A” and “Term Loan B”);
- Creation of a new Term Loan A in the original principal amount of \$10.0 million, bearing interest at the fixed rate of 3.98% per annum, payable in equal monthly principal payments of \$93 thousand each plus accrued interest, with a final maturity date of February 1, 2022;
- Creation of a new Term Loan B in the original principal amount of \$14.0 million, bearing interest at a variable rate equal to 2.50% above the Libor in effect from time to time, payable in equal monthly principal payments of \$117 thousand each plus

accrued interest, with a final maturity date of February 1, 2023. The 2014 Amendment modified the applicable margin to 3.25% until December 13, 2014. Thereafter, the applicable margin will revert back to the rate range defined in the 2013 Credit Agreement provided that the Company is compliant with all the covenants. If however, the Company is non-compliant with any of the covenants the interest rate will remain at the fixed rate of 3.25% until the Company has become compliant with all the covenants;

- Extension of the maturity date of the Albuquerque Mortgage Loan from December 16, 2014 to February 1, 2018, with no change to the monthly principal payments of \$22 thousand each plus accrued interest;
- Modification of the interest rate applicable to the Albuquerque Mortgage Loan from (i) a range on the applicable quarterly adjustment date of 2.50% to 3.75% above Libor based upon the Company's then Debt to EBITDARS Ratio (ranging from 1.75:1.00 or less to 3.25:1.00 or greater), to (ii) a range on the applicable quarterly adjustment date of 2.00% to 3.25% above Libor based upon the Company's then Debt to EBITDARS Ratio (ranging from 0.75:1.00 or less to 2.75:1.00 or greater). The Second 2013 Amendment modified the interest rate to a range on the applicable quarterly adjustment date of 2.25% to 3.75% above Libor based upon the Company's then Debt to EBITDARS Ratio (ranging from 1.25:1.00 or less to 3.25:1.00 or greater). The 2014 Amendment modified the applicable margin to 4.50% until December 13, 2014. Thereafter, the applicable margin will revert back to the rate range defined in the Second 2013 Amendment provided that the Company is compliant with all the covenants. If however, the Company is non-compliant with any of the covenants the applicable margin will remain at the fixed rate of 4.50% until the Company has become compliant with all the covenants;
- Continuation of the Revolver in the maximum available principal amount of the lesser of \$20.0 million or the amount available under the borrowing base (the formula for which, and interest rate surcharge applicable to optional over-base advances, remains unchanged), with an outstanding principal balance immediately after the closing of \$3.7 million;
- Extension of the maturity date of the Revolver from December 17, 2013 to January 18, 2016;
- Modification of the interest rate applicable to the Revolver from (i) a range on the applicable quarterly adjustment date of 2.25% to 3.50% above Libor based upon the Company's then Debt to EBITDARS Ratio (ranging from 1.75:1.00 or less to 3.25:1.00 or greater), to (ii) a range on the applicable quarterly adjustment date of 1.75% to 3.00% above Libor based upon the Company's then Debt to EBITDARS Ratio (ranging from 0.75:1.00 or less to 2.75:1.00 or greater). The Second 2013 Amendment modified the interest rate to a range on the applicable quarterly adjustment date of 2.00% to 3.50% above Libor based upon the Company's then Debt to EBITDARS Ratio (ranging from 1.25:1.00 or less to 3.25:1.00 or greater). The 2014 Amendment modified the applicable margin to 4.25% until December 13, 2014. Thereafter, the applicable margin will revert back to the rate range defined in the Second 2013 Amendment provided that the Company is compliant with all the covenants. If however, the Company is non-compliant with any of the covenants the interest rate will remain at the fixed rate of 4.25% until the Company has become compliant with all the covenants;
- Modification of the unused fee applicable to the Revolver from (i) a range on the applicable quarterly adjustment date of 0.125% to 0.500% based upon the Company's then ratio of Debt to EBITDARS (ranging from 1.75:1.00 or less to 3.25:1.00 or greater), to (ii) a range on the applicable quarterly adjustment date of 0.125% to 0.500% based upon the Company's then ratio of Debt to EBITDARS (ranging from 0.75:1.00 or less to 2.75:1.00 or greater). The Second 2013 Amendment modified the unused fee to a range on the applicable quarterly adjustment date of 0.250% to 0.500% based upon the Company's then Debt to EBITDARS Ratio (ranging from 1.25:1.00 or less to 3.25:1.00 or greater). The 2014 Amendment modified the unused fee to a fixed rate of 0.50% until December 13, 2014. Thereafter, the unused fee will revert back to the fee range defined in the Second 2013 Amendment provided that the Company is compliant with all the covenants. If however, the Company is non-compliant with any of the covenants the unused fee will remain at the fixed rate of 0.50% until the Company has become compliant with all the covenants;
- Elimination of mandatory prepayments based upon excess cash flow;
- Continuation, unchanged, of existing financial covenants requiring minimum quarterly EBITDARS, a maximum Debt to twelve month EBITDARS ratio, and minimum Fixed Charge Coverage Ratio, all measured at the end of each quarter commencing with the quarter ending in June 2013 (but later modified in the 2013 and 2014 Covenant Amendments); and
- Modification of the prohibition against dividends and stock repurchases to permit an aggregate maximum of \$3.5 million of such distributions prior to February 1, 2023 absent default at the time of the applicable payment.

In connection with the 2013 Credit Agreement, on January 18, 2013, the Company and M&T Bank entered into an interest rate swap arrangement ("Swap Transaction"). The Swap Transaction is for a notional amount of \$14.0 million with an effective date of February 1, 2013 and a termination date of February 1, 2023. The Swap Transaction is designed to reduce the variability of future interest payments with respect to Term Loan B by effectively fixing the annual interest rate payable on the loan's outstanding principal. Pursuant to the swap transaction, the Company's one month Libor rate is swapped for a fixed rate of 1.32%. When the swap fixed rate is added to the Term Loan B spread of 2.50%, the Company's interest rate applicable to Term Loan B is effectively fixed at 3.82%.

The 2010 Credit Agreement provided for various debt facilities as detailed below. The revolving credit facility and term loan borrowings under the 2010 Credit Agreement bore interest at Libor plus a margin that varied between 2.25% and 3.75% based on the Company's Debt to EBITDARS Ratio.

The 2010 Credit Agreement was modified on November 17, 2011 by a letter agreement that extended the Equipment Line of Credit to December 17, 2013 and made all loans under such line due and payable no later than that date. The 2010 Credit Agreement required prepayments of term loans equal to 50% of excess cash flow for fiscal years ending after September 30, 2010 and the letter agreement changed that requirement to fiscal years ending after September 30, 2011.

Individual debt facilities that were provided under the 2010 Credit Agreement are described below:

- a) *Revolving Credit Facility ("Revolver")*: Up to \$20.0 million was available through December 17, 2013. The Company could borrow up to the lesser of (i) 85% of eligible receivables plus 35% of eligible inventories or (ii) \$20.0 million. At IEC's election, another 35% of eligible inventories would be included in the borrowing base for limited periods of time during which a higher rate of interest would be charged on the Revolver. Borrowings based on inventory balances were further limited to a cap of \$3.75 million, or when subject to the higher percentage limit, \$4.75 million.
- b) *SCB Term Loan*: \$20.0 million was borrowed on December 17, 2010 and principal was being repaid in 60 equal monthly installments. This loan was paid off during January 2013.
- c) *Albuquerque Term Loan*: \$5.0 million was borrowed on December 16, 2009, and principal was being repaid in 60 equal monthly installments. This loan was paid off during January 2013.
- d) *Albuquerque Mortgage Loan*: \$4.0 million was borrowed on December 16, 2009. The loan is secured by real property in Albuquerque, NM, and principal was being repaid in 60 monthly installments of \$22 thousand plus a balloon payment due at maturity. The maturity date of the mortgage loan was modified from December 16, 2014 to February 1, 2018; with no change to the monthly principal payments of \$22 thousand each plus accrued interest.
- e) *Celmet Term Loan*: \$2.0 million was borrowed on July 30, 2010, and principal was being repaid in 60 equal monthly installments. This loan was paid off during January 2013.
- f) *Equipment Line of Credit*: Up to \$1.5 million, reduced by outstanding loans, was available through December 17, 2013. The line was available for purchases of capital equipment. Borrowings under the line were supported by individual notes that specify interest and principal repayment terms. The Company had the option to select whether the interest rate was fixed or variable. Equal payments of principal were being made over 48 months for two of the loans and over 60 months for one loan. These loans were paid off during January 2013.
- g) *Energy Loan*: \$0.2 million was borrowed on April 2, 2008 under this facility, for which interest at a fixed rate of 2.08% was subsidized by the State of New York. Principal was being repaid in 60 equal monthly installments and the loan was paid in full during April 2013.

Other Credit Facilities

- h) *Seller Notes*: The May 2008 acquisition of Wire and Cable was financed in part by three promissory notes payable to the sellers totaling \$3.8 million. These notes were subordinated to borrowings under the Credit Agreement and were being repaid in quarterly installments of \$160 thousand, including interest. Effective October 1, 2011, the interest rate on the notes was reduced from 4.0% to 3.0% without altering any other terms of the borrowings. The seller notes were paid in full during June 2013.
- i) *Albuquerque Industrial Revenue Bond*: When IEC acquired Albuquerque, the Company assumed responsibility for a \$100 thousand Industrial Revenue Bond issued by the City of Albuquerque. Interest on the bond is paid semiannually, and principal is due in its entirety at maturity.

A summary of contractual principal payments under IEC's borrowings for the next five years taking into consideration the 2013 Credit Agreement follows:

<u>Debt Repayment Schedule</u>	<u>Contractual Principal Payments (1)</u>
<i>(in thousands)</i>	
Years ended September 30,	
2014	\$ 2,778
2015	2,778
2016 (2)	14,038
2017	2,778
2018 and thereafter	<u>14,432</u>
	<u>\$ 36,804</u>

(1) Does not include the Celmet Term Loan of \$1.3 million the Company obtained subsequent to September 30, 2013.

(2) Includes Revolver balance of \$11.3 million as of September 30, 2013.

NOTE 9—DERIVATIVE FINANCIAL INSTRUMENTS

Interest Rate Risk Management

In connection with the 2013 Credit Agreement, on January 18, 2013, the Company and M&T Bank entered into an interest rate swap arrangement ("Swap Transaction"). The Swap Transaction is for a notional amount of \$14,000,000 with an effective date of February 1, 2013 and a termination date of February 1, 2023. The Swap Transaction is designed to reduce the variability of future interest payments with respect to Term Loan B by effectively fixing the annual interest rate payable on outstanding principal of Term Loan B. Pursuant to the interest rate swap, the Company's one month Libor rate is swapped for a fixed rate of 1.32%. When the swap fixed rate is added to the Term Loan B Spread of 2.50%, the Company's interest rate applicable to Term Loan B is effectively fixed at 3.82%.

The fair value of the interest rate swap agreement represented an asset of \$0.3 million at September 30, 2013 and was estimated based on Level 2 inputs. The Company did not designate the swap as a cash flow hedge at inception and therefore, the gains or losses from the changes in fair value of the derivative instrument are recognized in earnings for the period ended September 30, 2013 within interest expense.

The fair value of the interest rate swap recorded in other assets in the Consolidated Balance Sheet at September 30, 2013 is \$0.3 million.

NOTE 10—FAIR VALUE OF FINANCIAL INSTRUMENTS

Financial Instruments Carried at Fair Value

The Company's interest rate swap agreement is recorded on the balance sheet as either an asset or a liability measured at fair value. The Company estimates the fair value of its interest rate swap agreement based on Level 2 valuation inputs, including fixed interest rates, Libor implied forward interest rates and the remaining time to maturity. At September 30, 2013, the interest rate swap agreement is an asset of \$0.3 million.

Financial Instruments Carried at Historical Cost

The Company's long-term debt is not quoted. Fair value was estimated using a discounted cash flow analysis based on Level 2 valuation inputs, including borrowing rates the Company believes are currently available to it for loans with similar terms and maturities.

The Company's debt is carried at historical cost on the balance sheet. The fair value and carrying value of Term Loan A at September 30, 2013 are \$7.6 million and \$9.3 million, respectively. The fair value of the remainder of the Company's debt approximated carrying value at September 30, 2013 as it is variable rate debt. The fair value of the Company's debt agreements approximated carrying value at September 30, 2012.

NOTE 11—WARRANTY RESERVES

IEC generally warrants its products and workmanship for up to twelve months from date of sale. As an offset to warranty claims, the Company is sometimes able to obtain reimbursement from suppliers for warranty-related costs or losses. Based on historical warranty claims experience and in consideration of sales trends, a reserve is maintained for estimated future warranty costs to be incurred on products and services sold through the balance sheet date.

A summary of additions to and charges against IEC's warranty reserves during the period follows:

Warranty Reserve	Years Ended	
	September 30, 2013	September 30, 2012
<i>(in thousands)</i>		
Reserve, beginning of period	\$ 388	\$ 448
Provision	13	167
Warranty costs	(182)	(227)
Reserve, end of period	\$ 219	\$ 388

NOTE 12—DEFERRED GRANTS

The Company received grants for certain facility improvements from state and local agencies in which the Company operates. These grants reimburse the Company for a portion of the actual cost or provide in kind services in support of capital projects. During the year ended September 30, 2013, the Company received grant proceeds of \$0.2 million, from such grant programs.

One of the Company's grants is a loan to grant agreement. The Company has signed a promissory note, which will be forgiven if certain employment targets are obtained at future dates. If the employment targets are not obtained, the Company is obligated to repay the loan with interest. As the Company intends to comply with these agreements, the Company has recorded the funds received as other long-term liabilities on the balance sheet.

The Company is also the recipient of matching grants from two local governmental agencies related to certain renovations for one of its operating locations. One agency is contributing in kind services and property of \$0.1 million while the other is contributing cash of \$0.1 million to match expenditures by the Company of at least the same amount.

The grants will be amortized over the useful lives of the related fixed assets when there is reasonable assurance that the Company will meet the employment targets. The Company has recorded amortization of \$17 thousand for the deferred grants through September 30, 2013.

NOTE 13—STOCK-BASED COMPENSATION

The 2010 Omnibus Incentive Compensation Plan ("2010 Plan") was approved by the Company's stockholders at the January 2011 Annual Meeting of the Shareholders. This plan replaced IEC's 2001 Stock Option and Incentive Plan ("2001 Plan"), which expired in December 2011. The 2010 Plan, which is administered by the Compensation Committee of the Board of Directors, provides for the following types of awards: incentive stock options, nonqualified options, stock appreciation rights, restricted shares, restricted stock units, performance compensation awards, cash incentive awards, director stock and other equity-based and equity-related awards. Awards are generally granted to certain members of management and employees, as well as directors. Under the 2010 Plan, up to 2,000,000 common shares may be issued over a term of ten years.

Stock-based awards granted through December 2011, were made under the 2001 Plan. Awards granted after December 2011, were made under the 2010 Plan and future awards will be made under the 2010 Plan.

Stock compensation expense recorded under the plans totaled \$0.6 million in each of the fiscal years ended September 30, 2013 and 2012. Expenses relating to stock options that comply with certain U.S. income tax rules are neither deductible by the Company nor taxable to the employee. Further information regarding awards granted under the 2001 Plan, 2010 Plan and employee stock purchase plan is provided below.

Stock Options

When options are granted, IEC estimates fair value using the Black-Scholes option pricing model and recognizes the computed value as compensation cost over the vesting period, which is typically four years. The contractual term of options granted under the plan is generally seven years.

Assumptions used in the Black-Scholes model and the estimated value of options granted during the years ended September 30, 2013 and 2012 follows:

Valuation of Options	Years Ended	
	September 30, 2013	September 30, 2012
<u>Assumptions for Black-Scholes:</u>		
Risk-free interest rate	0.55%	0.63%
Expected term in years	4.0	4.0
Volatility	49%	51%
Expected annual dividends	none	none
<u>Value of options granted:</u>		
Number of options granted	50,000	57,200
Weighted average fair value per share	\$ 2.65	\$ 2.01
Fair value of options granted (000's)	\$ 133	\$ 115

A summary of stock option activity, together with other related data, follows:

Stock Options	Years Ended			
	September 30, 2013		September 30, 2012	
	Number of Options	Wgt. Avg. Exercise Price	Number of Options	Wgt. Avg. Exercise Price
Outstanding, beginning of period	280,789	\$ 3.82	371,339	\$ 3.32
Granted	50,000	6.91	57,200	5.03
Exercised	(30,150)	2.00	(70,750)	0.56
Forfeited	(45,756)	5.52	(72,000)	4.60
Expired	(8,500)	2.01	(5,000)	0.55
Outstanding, end of period	<u>246,383</u>	\$ 4.38	<u>280,789</u>	\$ 3.82
<u>For options expected to vest</u>				
Number expected to vest	234,967	\$ 4.29	266,750	\$ 3.82
Weighted average remaining term, in years	3.5		4.0	
Intrinsic value (000s)		\$ 168		\$ 791
<u>For exercisable options</u>				
Number exercisable	108,033	\$ 2.36	118,639	\$ 1.80
Weighted average remaining term, in years	1.8		2.3	
Intrinsic value (000s)		\$ 168		\$ 591
<u>For non-exercisable options</u>				
Expense not yet recognized (000s)		\$ 194		\$ 164
Weighted average years to be recognized	2.5		2.6	
<u>For options exercised</u>				
Intrinsic value (000s)		\$ 131		\$ 276

Changes in the number of non-vested options outstanding, together with other related data, follows.

Stock Options	Years Ended			
	September 30, 2013		September 30, 2012	
	Number of Options	Wgt'd. Avg. Grant Date Fair Value	Number of Options	Wgt'd. Avg. Grant Date Fair Value
Non-vested, beginning of period	157,150	\$ 2.42	241,100	\$ 2.02
Granted	50,000	2.65	57,200	2.01
Vested	(23,044)	2.26	(69,150)	2.13
Forfeited	<u>(45,756)</u>	2.51	<u>(72,000)</u>	2.12
Non-vested, end of period	<u>138,350</u>	\$ 2.51	<u>157,150</u>	\$ 2.42

Restricted (Non-vested) Stock

Holders of IEC restricted stock have voting and dividend rights as of the date of grant, but until vested the shares may be forfeited and cannot be sold or otherwise transferred. At the end of the vesting period, which is typically four or five years (three years in the case of directors), holders have all the rights and privileges of any other IEC common stockholder. The fair value of a share of restricted stock is its market value on the date of grant, and that value is recognized as stock compensation expense over the vesting period.

A summary of restricted stock activity, together with related data, follows:

Restricted (Non-vested) Stock	Years Ended			
	September 30, 2013		September 30, 2012	
	Number of Non-vested Shares	Wgt'd. Avg. Grant Date Fair Value	Number of Non-vested Shares	Wgt'd. Avg. Grant Date Fair Value
Outstanding, beginning of period	339,939	\$ 5.69	284,476	\$ 5.76
Granted	90,708	6.82	98,325	5.21
Vested	(58,372)	5.45	(26,338)	5.17
Shares withheld for payment of taxes upon vesting of restricted stock	(4,441)	4.70	-	
Forfeited	<u>(92,360)</u>	6.15	<u>(16,524)</u>	4.96
Outstanding, end of period	<u>275,474</u>	\$ 5.96	<u>339,939</u>	\$ 5.69
For non-vested shares				
Expense not yet recognized (000s)		\$ 811		\$ 963
Weighted average remaining years for vesting		2.8		1.8
For shares vested				
Aggregate fair value on vesting dates (000s)		\$ 388		\$ 136

Employee Stock Purchase Plan

The Company administers an employee stock purchase plan ("ESPP") that provides for a discounted stock purchase price for purchases after October 1, 2011. Employee contributions to the plan, net of withdrawals were \$49 thousand and \$112 thousand for the years ended September 30, 2013 and 2012, respectively. Compensation expense recognized under the ESPP was \$5 thousand and \$12 thousand for the years ended September 30, 2013 and 2012, respectively. On May 21, 2013, the Compensation Committee of the Company's Board of Directors suspended operation of the ESPP indefinitely in connection with the restatement of the Company's financial statements described herein (including unavailability of the registration statement covering shares offered under the plan due to the failure of the Company to be current in its filings with the SEC).

Stock Issued to Board Members

In addition to annual grants of restricted stock, Board members may elect to have their meetings fees paid to the form of shares of the Company's common stock. During the fiscal years ended September 30, 2013 and 2012, board members were granted 1,480 and 6,920 shares of common stock, respectively, as payment of such meeting fees. The Company recognized compensation expense

related to the Board members of \$10 thousand and \$37 thousand during the fiscal years ended September 30, 2013 and 2012, respectively.

NOTE 14—RETIREMENT PLAN

The Company administers a retirement savings plan for the benefit of its eligible employees and their beneficiaries under the provisions of Sections 401(a) and (k) of the Internal Revenue Code. Eligible employees may contribute a portion of their compensation to the plan, and the Company is permitted to make discretionary contributions as determined by the Board of Directors. For the Albuquerque unit, the Company contributes 25% of the first 6% contributed by employees. Company contributions on behalf of Albuquerque employees totaled \$35 thousand and \$34 thousand during the years ended September 30, 2013 and 2012. During 2012, the Company also made a one time contribution of 25% of the first 3% contributed by employees, totaling \$219 thousand.

NOTE 15—INCOME TAXES

Provisions for income taxes for the years ended September 30, 2013 and 2012 are summarized below:

Income Tax Provision	Years Ended	
	September 30, 2013	September 30, 2012
<i>(in thousands)</i>		<i>(restated)</i>
Current tax expense:		
State	\$ 209	\$ 205
Federal	(80)	216
Deferred tax expense:		
State	(557)	65
Federal	(5,094)	3,184
Provision/(benefit) for income taxes	\$ (5,522)	\$ 3,670

Differences between the federal statutory rate and IEC's effective rates of tax for 2013 and 2012 are explained by the following reconciliation.

Taxes as Percent of Pretax Income	Years Ended	
	September 30, 2013	September 30, 2012
		<i>(restated)</i>
Federal statutory rate	(34.0) %	34.0 %
State income taxes, net of federal benefit	(2.3)	2.4
Increases in tax credits	(1.3)	(0.7)
IRS Audit	0.6	0.1
Other	0.3	(0.4)
Income tax provision/(benefit) as percent of pretax income	(36.7) %	35.4 %

The following table displays deferred tax assets/liability by category:

Deferred Income Taxes	September 30,	
	2013	2012
<i>(in thousands)</i>		<i>(restated)</i>
Deferred tax assets:		
Net operating loss carryforward	\$ 5,913	\$ 5,068
Alternative minimum tax credit carryforward	870	831
Depreciation and fixed assets	250	-
Amortization and impairment of intangibles	3,610	-
New York State investment tax & other credits	1,186	990
Inventories	737	535
Other	923	1,091
Total before allowance	13,489	8,515
Valuation allowance	(455)	(455)
Deferred tax assets, net	13,034	8,060
Deferred tax liability:		
Amortization and impairment of intangibles	-	(472)
Depreciation and fixed assets	-	(205)
Net deferred income taxes (current and deferred)	\$ 13,034	\$ 7,383

IEC has federal and state net operating loss carryforwards (“NOLs”) for income tax purposes of approximately \$16.2 million and \$26.1 million, respectively, at September 30, 2013, expiring mainly in years 2021 through 2025.

In addition, \$1.2 million of New York State investment tax and other credits are available to the Company as carryforwards, expiring in various years through 2028. These credits cannot be utilized until the New York net operating loss carryforward is exhausted. We have recorded a valuation allowance for these credits to the extent that we believe it is more likely than not that the tax benefit will not be realized. If the credits expire unused, the related deferred tax asset and offsetting valuation allowance will be reduced.

NOTE 16—MARKET SECTORS AND MAJOR CUSTOMERS

A summary of sales, according to the market sector within which IEC's customers operate, follows:

% of Sales by Sector	Three Months Ended		Years Ended	
	September 30, 2013	September 30, 2012	September 30, 2013	September 30, 2012
Military & Aerospace	49%	50%	51%	43%
Medical	20%	21%	20%	22%
Industrial	22%	22%	21%	25%
Communications & Other	9%	7%	8%	10%
	100%	100%	100%	100%

One individual customer in the Industrial sector represented 15% of sales for the year ended September 30, 2013. No other customers represented 10% or more of sales for the current period. Two individual customers represented 10% or more of sales for the year ended September 30, 2012: one customer in the Industrial sector represented 19% of sales and one customer in the Medical sector represented 15% of sales. Individual customers representing 10% or more of receivables accounted for 13% of outstanding balances at September 30, 2013 (one customer), and 10% of outstanding receivable balances at September 30, 2012 (one customer).

Credit risk associated with individual customers is periodically evaluated by analyzing the entity's financial condition and payment history. Customers generally are not required to post collateral.

NOTE 17—LITIGATION

As discussed in Note 2 to these consolidated financial statements, the Company restated its financial statements. In connection with the restatement, the Audit Committee conducted an independent review of the underlying facts and circumstances, and the Company is responding to a now formal investigation by the staff of the SEC relating to the restatement and other matters and an amended complaint in a now consolidated shareholder class action originally filed June 28, 2013 in the United States District Court, Southern District of New York, against the Company and its CEO and CFO seeking unspecified compensatory damages. While the Company believes the complaint is without merit, it is too early to determine the potential outcome.

From time to time, the Company may be involved in other legal actions in the ordinary course of its business, but management does not believe that any such other proceedings commenced through the date of these financial statements, individually or in the aggregate, will have a material adverse effect on the Company's financial position.

NOTE 18—COMMITMENTS AND CONTINGENCIES

Leases

The Company is obligated under non-cancelable operating leases, primarily for manufacturing equipment, buildings and office equipment. Leases for buildings occupied by IEC's businesses expire as follows: Celmet in July 2014 and SCB primarily in September 2018. These operating leases generally contain renewal options and require the Company to pay executory costs such as taxes, insurance and maintenance.

A summary of minimum lease obligations through the remainder of the lease terms follows:

<u>Future Rental Obligations</u>	<u>Contractual Lease Payments (1)</u>
	(thousands)
Twelve months ending September 30,	
2014	\$ 373
2015	320
2016	321
2017	281
2018	270

- (1) The Celmet facility future lease payments that were due under its lease at September 30, 2013 have been excluded from the table above as the Company purchased the facility in November 2013. See Note 8, "Credit Facilities" for more information.

Rent expense was \$1.1 million and \$1.3 million for the years ended September 30, 2013 and 2012.

Purchase Commitments

During August 2011, one of IEC's operating units entered into a five-year agreement with one of its suppliers to purchase a minimum volume of materials in exchange for receiving favorable pricing on the unit's purchases. In the event the unit's cumulative purchases do not equal or exceed stated minimums, the supplier has a right to terminate the agreement and the IEC unit would be obligated to pay an early termination fee that declines from \$365 thousand to zero over the term of the agreement. As of the date of this Form 10-K, the company expects to exceed minimum purchase requirements under the agreement, thereby avoiding any termination fee.

NOTE 19—QUARTERLY FINANCIAL DATA (UNAUDITED)

The accompanying unaudited financial information for the three month periods specified below have been prepared in accordance with GAAP for interim financial information. In the opinion of management, all adjustments required for a fair presentation of the information have been made.

Key financial data for quarterly periods in fiscal years ended September 30, 2013 and 2012 as restated, is presented in the table below. For further information regarding the restatement, see Note 2 – Restatement of Consolidated Financial Statements.

It should be noted that quarterly amounts are rounded separately and as a result the sum of the quarterly amounts may not equal the computed amount for the full year.

	<u>Net Sales</u>	<u>Gross Profit</u>	<u>Net Income/(Loss)</u>	<u>Basic Earnings/ (Loss) Per Share</u>	<u>Diluted Earnings/ (Loss) Per Share</u>
	<i>(Unaudited; in thousands, except per share data)</i>				
<u>Fiscal Quarters</u>					
Fourth 2013	\$ 39,122	\$ 5,454	\$ (8,667)	\$ (0.89)	\$ (0.89)
Third 2013	35,154	5,159	382	0.04	0.04
Second 2013	33,681	2,899	(1,144)	(0.12)	(0.12)
First 2013, restated	32,989	4,165	(101)	(0.01)	(0.01)
Fourth 2012, restated	\$ 37,062	\$ 6,174	\$ 1,586	\$ 0.16	\$ 0.16
Third 2012, restated	36,022	6,852	1,843	0.19	0.18
Second 2012, restated	38,020	8,083	2,498	0.26	0.25
First 2012, restated	33,859	5,199	766	0.08	0.08

Item 9. CHANGES IN AND DISAGREEMENTS WITH ACCOUNTANTS ON ACCOUNTING AND FINANCIAL DISCLOSURE

Not applicable.

Item 9A. CONTROLS AND PROCEDURESEvaluation of disclosure controls and procedures

IEC's management, with the participation of our Chief Executive Officer and Chief Financial Officer, evaluated the effectiveness of the design and operation of the Company's disclosure controls and procedures (as defined in Rules 13a-15(c) and 15d-15(c) under the Securities Exchange Act of 1934 (the "Exchange Act")) as of September 30, 2013, the end of the period covered by this Form 10-K. Based on that evaluation, our Chief Executive Officer and Chief Financial Officer concluded that as of September 30, 2013, the Company's disclosure controls and procedures were effective.

Subsequent to our original filing of our Annual Report on Form 10-K for the year ended September 30, 2012 ("Original 2012 10-K") and in connection with the restatement discussed elsewhere in this Form 10-K, management identified a material weakness in our internal control over financial reporting related to an error in accounting for work-in-process inventory, as described in Management's Report on Internal Control over Financial Reporting, below. As a result of this identification of a material weakness, IEC's management, with the participation of our Chief Executive Officer and Chief Financial Officer, reevaluated the effectiveness of the Company's disclosure controls and procedures as of September 30, 2012. Based on that reevaluation, our Chief Executive Officer and Chief Financial Officer concluded that our disclosure controls and procedures were not effective as of September 30, 2012, solely as a result of the material weakness described below.

Management's Report on Internal Control over Financial Reporting

Our management, under the supervision of our Chief Executive Officer and Chief Financial Officer, is responsible for establishing and maintaining adequate internal control over financial reporting, as defined in Exchange Act Rules 13a-15(f) and 15d-15(f). Our internal control system was designed to provide reasonable assurance regarding the reliability of financial reporting and the

preparation of financial statements for external purposes in accordance with generally accepted accounting principles in the United States of America. The Company's internal control over financial reporting includes those policies and procedures that:

- (i) pertain to the maintenance of records that, in reasonable detail, accurately and fairly reflect the transactions and asset dispositions of the Company;
- (ii) provide reasonable assurance that transactions are recorded as necessary to permit preparation of financial statements in accordance with generally accepted accounting principles, and that receipts and expenditures of the Company are being made only in accordance with authorizations of management and directors of the Company; and
- (iii) provide reasonable assurance regarding prevention or timely detection of unauthorized acquisition, use or disposition of the Company's assets that could have a material effect on financial statements.

Prior to the filing of our Original 2012 10-K, IEC's management, with the participation of our Chief Executive Officer and Chief Financial Officer, evaluated the effectiveness, as of September 30, 2012, of our internal control over financial reporting, based on the framework entitled "Internal Controls – Integrated Framework" issued by the Committee of Sponsoring Organizations of the Treadway Commission (COSO). Based on this evaluation, our management concluded that as of September 30, 2012, our internal control over financial reporting was effective.

Subsequent to the filing of Original 10-K and in connection with the restatement discussed in the Restated 10-K/A and elsewhere in this Form 10-K, management identified a material weakness in our internal control over financial reporting related to an error in accounting for work-in-process inventory. As a result of this identification of a material weakness, IEC's management, with the participation of our Chief Executive Officer and Chief Financial Officer, reevaluated the effectiveness of the Company's internal control over financial reporting as of September 30, 2012. Based on that reevaluation, our Chief Executive Officer and Chief Financial Officer concluded that the Company did not maintain effective internal control over financial reporting as of September 30, 2012.

A material weakness is a deficiency, or a combination of deficiencies, in internal control over financial reporting such that there is a reasonable possibility that a material misstatement of the Company's annual or interim financial statements will not be prevented or detected on a timely basis. The material weakness in our internal control over financial reporting resulted in the restatement of our fiscal 2012 financial statements included in our Restated 10-K/A and the restatement of our financial statements for the quarter ended December 28, 2012 included in our Restated 10-Q/A.

Management identified control deficiencies related to the Company's reconciliation and review of accounting for work-in-process inventory as well as financial review and analysis. These controls did not operate effectively at the Company's wholly owned subsidiary, Southern California Braiding, Inc. Specifically, the reconciliation of work-in-process inventory contained an error in capitalization of labor and overhead related to the stage of completion. In addition, reconciliation reviews did not detect the error. As a result, discrepancies accumulated in the inventory accounts, which resulted in material differences between costs capitalized for work-in-process inventory and cost of sales. These deficiencies resulted in material adjustments to inventory and cost of sales in the Company's consolidated financial statements for the fiscal year ended September 30, 2012 as well as the unaudited interim periods during fiscal 2012 and the first quarter of fiscal 2013 and aggregated to a material weakness.

To address this material weakness, we implemented certain remedial measures, including additional managerial reviews and documentation, specifically lower of cost or market analysis and review of other financial metrics and data to be performed at least quarterly. We continue to evaluate the remedial measures and the material weakness cannot be considered fully remediated until the applicable controls operate for a sufficient period of time and management has concluded, through testing, that these controls are operating effectively.

Neither the Restated 10-K/A nor this Form 10-K includes an attestation report of our registered public accounting firm regarding internal control over financial reporting because the Securities and Exchange Commission's rules regarding such attestations do not apply to smaller reporting companies.

Changes in internal control over financial reporting

As reported in our Original 2012 10-K the fiscal quarter ended September 30, 2012, there were no changes in our internal controls that materially affected, or are reasonably likely to materially affect, our internal control over financial reporting. However, the material weakness described above, which related to accounting for work-in-process inventory, was identified after the end of the period covered by the Original 2012 10-K. As described above, we have implemented certain measures subsequent to the period covered by the Original 2012 10-K to address this material weakness. No additional changes have been implemented during the period between filing the Original 2012 10-K and the filing of this Form 10-K.

Limitations on the effectiveness of control systems

IEC's management does not expect that our disclosure controls and internal controls will prevent all errors and fraud. Because of inherent limitations in any such control system (e.g. faulty judgments, human error, information technology system error, or intentional circumvention), there can be no assurance that the objectives of a control system will be met under all circumstances. Moreover, projections of any evaluation of effectiveness to future periods are subject to the risks that controls may become inadequate

because of changes in conditions, or that the degree of compliance with the policies or procedures may deteriorate. The benefits of a control system also must be considered relative to the costs of the system and management's judgments regarding the likelihood of potential events. In summary, there can be no assurance that any control system will succeed in achieving its goals under all possible future conditions, and as a result of these inherent limitations, misstatements due to error or fraud may occur and may or may not be detected.

Item 9B. OTHER INFORMATION

None.

PART III

Item 10. DIRECTORS, EXECUTIVE OFFICERS AND CORPORATE GOVERNANCE

The information required by this item is presented under the captions entitled "Election of Directors – Nominees for Election as Directors," "Section 16(a) Beneficial Ownership Reporting Compliance" and "Election of Directors – Corporate Governance and Board Matters" contained in IEC's definitive proxy statement issued in connection with the 2014 Annual Meeting of Stockholders (the "Proxy Statement") and is incorporated in this Form 10-K by reference thereto. The information regarding Executive Officers of the Registrant is found in Part I of this Form 10-K.

Item 11. EXECUTIVE COMPENSATION

The information required by this item is presented under the captions entitled "Compensation of Named Executive Officers and Directors" and "Election of Directors – Corporate Governance and Board Matters – Compensation Committee Interlocks and Insider Participation" contained in the Proxy Statement and is incorporated in this Form 10-K by reference thereto.

Item 12. SECURITY OWNERSHIP OF CERTAIN BENEFICIAL OWNERS AND MANAGEMENT AND RELATED STOCKHOLDER MATTERS

Except as set out below, the information required by this item is presented under the caption entitled "Security Ownership of Certain Beneficial Owners and Management" contained in the Proxy Statement and is incorporated in this Form 10-K by reference thereto.

The table that follows sets forth information concerning IEC's equity compensation plans as of September 30, 2013. Under the 2001 Plan, which expired in December 2011, the following types of equity awards were made: stock options; restricted stock; share-based compensation for outside directors; and other stock-based awards. Although no further awards may be made under the 2001 Plan, shares may continue to be issued under it in order to satisfy awards made prior to the 2001 Plan's expiration.

Under the 2010 Plan, which was approved by IEC's stockholders in January 2011, the following types of awards may be made: incentive stock options, nonqualified options, stock appreciation rights, restricted shares, restricted stock units, performance compensation awards, cash incentive awards, director stock and other equity-based and equity-related awards. All awards made since January 1, 2012 have been made under the 2010 Plan.

In addition to the above-named plans, IEC administers an employee stock purchase plan, which was approved by IEC's stockholders in February 2012.

Equity Compensation Plan Information

<u>Plan Category</u>	<u>Number of Shares to be Issued Upon Exercise of Outstanding Options, Warrants and Rights</u>	<u>Wgt'd Average Exercise Price of Outstanding Options, Warrants and Rights</u>	<u>Number of Shares Remaining Available for Future Issuance Under Equity Compensation Plans (2)</u>
Equity compensation plans:			
Approved by stockholders	246,383 (1)	\$4.38	1,816,220
Not approved by stockholders	-	-	-
Total	246,383	\$4.38	1,816,220

(1) Represents shares issuable upon exercise of awards granted under the 2001 Plan, which was approved by IEC stockholders in February 2002 and terminated in December 2011, as well as awards granted under the 2010 Plan, which was approved by IEC stockholders in January 2011 and terminates in January 2021.

(2) Excludes shares reflected in first column. Includes shares remaining available for issuance under the 2010 Plan.

Item 13. CERTAIN RELATIONSHIPS AND RELATED TRANSACTIONS, AND DIRECTOR INDEPENDENCE

The information required by this item is presented under the captions "Certain Relationships and Related Person Transactions" and "Election of Directors – Corporate Governance and Board Matters – Director Independence" contained in the Proxy Statement and is incorporated in this Form 10-K by reference thereto.

Item 14. PRINCIPAL ACCOUNTANT FEES AND SERVICES

The information required by this item is presented under the caption "Ratification of Selection of the Company's Independent Registered Public Accounting Firm For Fiscal 2013" contained in the Proxy Statement and is incorporated in this Form 10-K by reference thereto.

PART IV

Item 15. EXHIBITS AND CONSOLIDATED FINANCIAL STATEMENT SCHEDULES

The following documents are filed as part of this Form 10-K:

Financial Statements

Reference is made to Item 8, "Financial Statements and Supplementary Data" of Part II of this Form 10-K. No financial statement schedules are required to be filed by Item 8 of Part II of this Form 10-K.

Exhibits

For the exhibits that are filed herewith or incorporated herein by reference, see the Index to Exhibits located immediately following the signature page to this Form 10-K. The Index to Exhibits is incorporated herein by reference.

SIGNATURES

Pursuant to the requirements of Section 13 or 15(d) of the Securities and Exchange Act of 1934, the Registrant has duly caused this report to be signed on its behalf by the undersigned, thereunto duly authorized.

Dated: December 24, 2013

IEC Electronics Corp.

By: /s/ W. Barry Gilbert

W. Barry Gilbert

Chief Executive Officer and Chairman of the Board

POWER OF ATTORNEY

KNOW ALL PERSONS BY THESE PRESENTS, that each person whose signature appears below constitutes and appoints, jointly and severally, W. Barry Gilbert and Vincent A. Leo, and each of them, as his/her true and lawful attorneys-in-fact and agents, each with full power of substitution, for him/her, and in his/her name, place and stead, in any and all capacities, to sign any amendments to this Report on Form 10-K, and to file the same, with Exhibits thereto and other documents in connection therewith, with the Securities and Exchange Commission, granting unto said attorneys-in-fact and agents, and each of them, full power and authority to do and perform each and every act and thing requisite or necessary to be done as fully to all intents and purposes as he/she might or could do in person, hereby ratifying and confirming all that said attorneys-in-fact and agents, or any of them, or their substitutes, may lawfully do or cause to be done by virtue hereof.

Pursuant to the requirements of the Securities Exchange Act of 1934, this report has been signed below by the following persons on behalf of the registrant and in the capacities and on the dates indicated.

<u>Signature</u>	<u>Title</u>	<u>Date</u>
/s/ W. Barry Gilbert ----- W. Barry Gilbert	Chief Executive Officer and Chairman of the Board (Principal executive officer and Director)	December 24, 2013
/s/ Vincent A. Leo ----- Vincent A. Leo	Chief Financial Officer (Principal financial and accounting officer)	December 24, 2013
/s/ Eben S. Moulton ----- Eben S. Moulton	Director	December 24, 2013
/s/ James C. Rowe ----- James C. Rowe	Director	December 24, 2013
/s/ Florence D. Hudson ----- Florence D. Hudson	Director	December 24, 2013
/s/ Jerold L. Zimmerman ----- Jerold L. Zimmerman	Director	December 24, 2013
/s/ Edward W. Kay, Jr. ----- Edward W. Kay, Jr.	Director	December 24, 2013

IEC ELECTRONICS CORP.
Form 10-K for Year Ended September 30, 2013
INDEX TO EXHIBITS

Exhibit No.	Title
2.1	Agreement and Plan of Merger by and among IEC Electronics Corp., VUT Merger Corp. and Val-U-Tech Corp. dated as of May 23, 2008 (incorporated by reference to Exhibit 10.1 to the Company's Quarterly Report on Form 10-Q for the quarter ended June 27, 2008)
2.2	Stock Purchase Agreement, dated December 16, 2009, by and among IEC Electronics Corp, Crane International Holdings, Inc. and General Technology Corporation (incorporated by reference to Exhibit 2.1 to the Company's Current Report on Form 8-K filed December 23, 2009)
2.3	Asset Purchase Agreement dated December 17, 2010 by and among CSCB, Inc., Southern California Braiding Co., Inc., Leo P. McIntyre, Trustee of the Exemption Trust Created Under The McIntyre Family Trust dated October 4, 1993 as Amended and Restated in its Entirety dated July 12, 2005, Leo P. McIntyre, Trustee of the McIntyre Survivor's Trust, Restatement dated June 13, 2006, Created under the McIntyre Family Trust dated October 4, 1993, Leo P. McIntyre and Craig Pfefferman, and executed by IEC Electronics Corp. solely as guarantor of certain obligations thereunder (incorporated by reference to Exhibit 2.1 to the Company's Current Report on Form 8-K filed December 23, 2010)
2.4	Agreement and Plan of Merger of IEC Electronics into DFT Holdings Corp. (incorporated by reference to Exhibit 3.3 to the Company's Registration Statement on Form S-1, Registration No. 33-56498)
3.1	Amended and Restated Certificate of Incorporation of DFT Holdings Corp. (incorporated by reference to Exhibit 3.1 to the Company's Registration Statement on Form S-1, Registration No. 33-56498)
3.2	Amended and Restated By-Laws of the Company as of October 1, 2010 (incorporated by reference to Exhibit 3.1 to the Company's Current Report on Form 8-K filed October 7, 2010)
3.4	Certificate of Merger of IEC Electronics Corp. into DFT Holdings Corp. - New York. (incorporated by reference to Exhibit 3.4 to the Company's Registration Statement on Form S-1, Registration No. 33-56498)
3.5	Certificate of Ownership and Merger merging IEC Electronics Corp. into DFT Holdings Corp. - Delaware (incorporated by reference to Exhibit 3.5 to the Company's Registration Statement on Form S-1, Registration No. 33-56498)
3.6	Certificate of Merger of IEC Acquisition Corp. into IEC Electronics Corp. (incorporated by reference to Exhibit 3.6 to the Company's Registration Statement on Form S-1, Registration No. 33-56498)
3.7	Certificate of Amendment of Certificate of Incorporation of IEC Electronics Corp. filed with the Secretary of State of the State of Delaware on Feb. 26, 1998 (incorporated by reference to Exhibit 3.1 to the Company's Quarterly Report on Form 10-Q for the quarter ended March 27, 1998)
3.8	Certificate of Designations of the Series A Preferred Stock of IEC Electronics Corp. filed with the Secretary of State of the State of Delaware on June 3, 1998 (incorporated by reference to Exhibit 3.8 of the Company's Annual Report on Form 10-K for the year ended September 30, 1998)
4.1	Specimen of Certificate for Common Stock (incorporated by reference to Exhibit 4.1 to the Company's Registration Statement on Form S-1, Registration No. 33-56498)
10.1	Amended and Restated Credit Facility Agreement, dated as of December 16, 2009, by and among IEC Electronics Corp. and Manufacturers and Traders Trust Company (incorporated by reference to Exhibit 10.1 to the Company's Current Report on Form 8-K filed December 23, 2009)
10.2	Amendment 1, dated as of February 26, 2010, to the Amended and Restated Credit Facility Agreement, dated as of December 16, 2009, by and among IEC Electronics Corp. and Manufacturers and Traders Trust Company (incorporated by reference to Exhibit 10.1 to the Company's Quarterly Report on Form 10-Q for the quarter ended March 26, 2010)

Exhibit No.	Title
10.3	Second Amended and Restated Credit Facility Agreement, dated as of July 30, 2010, by and among IEC Electronics Corp. and Manufacturers and Traders Trust Company (incorporated by reference to Exhibit 10.1 to the Company's Current Report on Form 8-K filed August 5, 2010)
10.4	Third Amended and Restated Credit Facility Agreement dated December 17, 2010 by and between IEC Electronics Corp. and Manufacturers and Traders Trust Company (incorporated by reference to Exhibit 10.1 to the Company's Current Report on Form 8-K filed December 23, 2010)
10.5	Letter Dated November 17, 2011 from Manufacturers and Traders Trust Company, accepted by IEC Electronics Corp., related to Third Amended and Restated Credit Agreement dated December 17, 2010 (incorporated by reference to Exhibit 10.1 to the Company's Current Report on Form 8-K filed November 21, 2011)
10.6	Fourth Amended and Restated Credit Facility Agreement, dated January 18, 2013, between IEC Electronics Corp. and Manufacturers and Traders Trust Company (incorporated by reference to Exhibit 10.1 to the Company's Quarterly Report on Form 10-Q for the quarter ended December 28, 2012)
10.7	ISDA Master Agreement dated January 18, 2013 between IEC Electronics Corp. and Manufacturers and Traders Trust Company (incorporated by reference to Exhibit 10.2 to the Company's Quarterly Report on Form 10-Q for the quarter ended December 28, 2012)
10.8	Schedule to ISDA Master Agreement dated January 18, 2013 between IEC Electronics Corp. and Manufacturers and Traders Trust Company (incorporated by reference to Exhibit 10.3 to the Company's Quarterly Report on Form 10-Q for the quarter ended December 28, 2012)
10.9	Confirmation of Swap Transaction between IEC Electronics Corp. and Manufacturers and Traders Trust Company entered into January 18, 2013 (incorporated by reference to Exhibit 10.4 to the Company's Quarterly Report on Form 10-Q for the quarter ended December 28, 2012)
10.10	First Amendment to Fourth Amended and Restated Credit Facility Agreement, dated as of May 15, 2013 by and between IEC Electronics Corp. and Manufacturers and Traders Trust Company (incorporated by reference to Exhibit 10.3 to the Company's Quarterly Report on Form 10-Q for the quarter ended March 29, 2013)
10.11	Second Amendment to Fourth Amended and Restated Credit Facility Agreement, dated as of August 6, 2013 by and between IEC Electronics Corp. and Manufacturers and Traders Trust Company (incorporated by reference to Exhibit 10.1 to the Company's Current Report on Form 8-K filed August 8, 2013)
10.12	Third Amendment to Fourth Amended and Restated Credit Facility Agreement, dated as of November 8, 2013 by and between IEC Electronics Corp. and Manufacturers and Traders Trust Company (incorporated by reference to Exhibit 10.1 to the Company's Current Report on Form 8-K filed November 19, 2013)
10.13	Fourth Amendment to Fourth Amended and Restated Credit Facility Agreement, dated as of December 13, 2013 by and between IEC Electronics Corp. and Manufacturers and Traders Trust Company (incorporated by reference Exhibit 10.1 to the Company's Current Report on Form 8-K filed December 19, 2013)
10.14*	Form of Indemnity Agreement between the Company and each of its directors and executive officers (incorporated by reference to Exhibit 10.2 to the Company's Quarterly Report on Form 10-Q for the quarter ended July 2, 1993)
10.15*	IEC Electronics Corp. 2001 Stock Option and Incentive Plan, as amended on February 4, 2009 (incorporated by reference to Exhibit 10.4 to the Company's Annual Report on Form 10-K for the year ended September 30, 2009)
10.16*	Form of Incentive Stock Option Agreement pursuant to 2001 Stock Option and Incentive Plan (incorporated by reference to Exhibit 10.5 to the Company's Annual Report on Form 10-K for the year ended September 30, 2009)
10.17*	Form of Outside Director Stock Option Agreement pursuant to 2001 Stock Option and Incentive Plan (incorporated by reference to Exhibit 10.6 to the Company's Annual Report on Form 10-K for the year ended September 30, 2009)
10.18*	Form of Restricted Stock Award Agreement pursuant to 2001 Stock Option and Incentive Plan (incorporated by reference to Exhibit 10.7 to the Company's Annual Report on Form 10-K for the year ended September 30, 2009)

<u>Exhibit No.</u>	<u>Title</u>
10.19*	IEC Electronics Corp. 2010 Omnibus Incentive Compensation Plan, as amended May 23, 2011 (incorporated by reference to Exhibit 10.12 to the Company's Annual Report on Form 10-K for the year ended September 30, 2011)
10.20*	Form of Incentive Stock Option Agreement pursuant to 2010 Omnibus Incentive Compensation Plan (incorporated by reference to Exhibit 10.12 to the Company's Annual Report on Form 10-K for the year ended September 30, 2012)
10.21*	Form of Employee Restricted Stock Agreement pursuant to 2010 Omnibus Incentive Compensation Plan (incorporated by reference to Exhibit 10.13 to the Company's Annual Report on Form 10-K for the year ended September 30, 2012)
10.22*	Form of Director Restricted Stock Agreement pursuant to 2010 Omnibus Incentive Compensation Plan (incorporated by reference to Exhibit 10.14 to the Company's Annual Report on Form 10-K for the year ended September 30, 2012)
10.23*	Employment Agreement between the Company and W. Barry Gilbert, effective April 24, 2009 (incorporated by reference to Exhibit 10.1 to the Company's Current Report on Form 8-K filed April 30, 2009)
10.24*	First Amendment, dated September 17, 2010 and effective October 1, 2010, to the Employment Agreement, dated April 24, 2009 between the Company and W. Barry Gilbert (incorporated by reference to Exhibit 10.1 to the Company's Current Report on Form 8-K filed October 1, 2010)
10.25*	Amended Salary Arrangement with Chief Executive Officer, effective November 1, 2011 (incorporated by reference to Exhibit 10.16 to the Company's Annual Report on Form 10-K for the year ended September 30, 2011)
10.26*	Amended and Restated Employment Agreement between the Company and W. Barry Gilbert dated December 16, 2013 (incorporated by reference to Exhibit 10.2 to the Company's Current Report on Form 8-K filed December 19, 2013)
10.27*	Offer of Employment Letter Agreement between the Company and Susan E. Topel-Samek dated May 19, 2010 (incorporated by reference to Exhibit 10.2 to the Company's Quarterly Report on Form 10-Q for the quarter ended June 25, 2010)
10.28*	Agreement and Release dated December 27, 2011 between the Company and Susan E. Topel-Samek (incorporated by reference to Exhibit 10.1 to the Company's Current Report on Form 8-K filed December 28, 2011)
10.29*	Salary Continuation and Non-Competition Agreement dated and effective as of October 1, 2010 between the Company and Jeffrey T. Schlarbaum (incorporated by reference to Exhibit 10.22 to the Company's Annual Report on Form 10-K for the year ended September 30, 2010)
10.30*	Salary Continuation and Non-Competition Agreement dated and effective as of October 1, 2010 between the Company and Donald S. Doody (incorporated by reference to Exhibit 10.23 to the Company's Annual Report on Form 10-K for the year ended September 30, 2010)
10.31*	IEC Electronics Corp. Management Deferred Compensation Plan, effective January 1, 2009 (incorporated by reference to Exhibit 10.21 to the Company's Annual Report on Form 10-K for the year ended September 30, 2009)
10.32*	IEC Electronics Corp. Management Deferred Compensation Plan, effective January 1, 2009 as amended March 29, 2013
10.33*	IEC Electronics Corp. Board of Directors Deferred Compensation Plan, effective January 1, 2009 (incorporated by reference to Exhibit 10.22 to the Company's Annual Report on Form 10-K for the year ended September 30, 2009)
10.34*	Engagement Letter dated December 28, 2011 between the Company and Inero and Company CPAs, P.C. (incorporated by reference to Exhibit 10.2 to the Company's Current Report on Form 8-K filed December 28, 2011)
10.35*	May 25, 2012 Letter amending Engagement Letter dated December 28, 2011 between the Company and Inero and Company CPAs, P.C. (incorporated by reference to Exhibit 10.1 to the Company's Current Report on Form 8-K filed on May 30, 2012)
10.36*	Amended Salary Arrangement with Executive Officers (incorporated by reference to Exhibit 10.4 to the Company's Quarterly Report on Form 10-Q for the quarter ended December 30, 2011)
10.37*	Summary of Management Incentive Plan for Fiscal 2012 (incorporated by reference to Exhibit 10.2 to the Company's Current Report on Form 8-K filed on May 30, 2012)

Exhibit No.	Title
10.38*	Summary of Long Term Incentive Plan for Fiscal 2012 (incorporated by reference to Exhibit 10.3 to the Company's Current Report on Form 8-K filed on May 30, 2012)
10.39*	Summary of Supplemental Compensation for Independent Directors (incorporated by reference to Exhibit 10.4 to the Company's Current Report on Form 8-K filed on May 30, 2012)
10.40*	Amended Salary Arrangement with Executive Officers (incorporated by reference to Exhibit 10.31 to the Company's Annual Report on Form 10-K for the year ended September 30, 2012)
10.41*	Summary of 2013 Management Incentive Plan (incorporated by reference to Exhibit 10.32 to the Company's Annual Report on Form 10-K for the year ended September 30, 2012)
10.42*	Summary of 2013 Long Term Incentive Plan (incorporated by reference to Exhibit 10.33 to the Company's Annual Report on Form 10-K for the year ended September 30, 2012)
10.43*	Summary of Modifications to Compensation for Independent Directors (incorporated by reference to Exhibit 10.34 to the Company's Annual Report on Form 10-K for the year ended September 30, 2012)
10.44*	Supplemental Salary Continuation and Non-Competition Agreement and Release of Claims, dated February 25, 2013, between IEC Electronics Corp. and Jeffrey T. Schlarbaum (incorporated by reference to Exhibit 10.1 to the Company's Quarterly Report on Form 10-Q for the quarter ended March 29, 2013)
10.45*	Restricted Stock Award Agreement Amendment 1, dated February 25, 2013, between IEC Electronics Corp. and Jeffrey T. Schlarbaum (incorporated by reference to Exhibit 10.2 to the Company's Quarterly Report on Form 10-Q for the quarter ended June 28, 2013)
10.46*	Salary Arrangements with Executive Officers (incorporated by reference to Exhibit 10.1 to the Company's Current Report on Form 8-K filed on November 20, 2013)
10.47*	Summary of Management Incentive Plan for Fiscal 2014 (incorporated by reference to Exhibit 10.2 to the Company's Current Report on Form 8-K filed on November 19, 2013)
10.48*	Summary of Long Term Incentive Plan for Fiscal 2014 (incorporated by reference to Exhibit 10.3 to the Company's Current Report on Form 8-K filed on November 19, 2013)
21.1	Subsidiaries of IEC Electronics Corp.
23.1	Consent of Independent Registered Public Accounting Firm
31.1	Certification of Chief Executive Officer Pursuant to Section 302 of the Sarbanes-Oxley Act of 2002
31.2	Certification of Chief Financial Officer Pursuant to Section 302 of the Sarbanes-Oxley Act of 2002
32.1	Certification of Chief Executive Officer and Chief Financial Officer Pursuant to Section 906 of the Sarbanes-Oxley Act of 2002
101	The following items from this Annual Report on Form 10-K formatted in Extensible Business Reporting Language: (i) Consolidated Balance Sheets, (ii) Consolidated Income Statements, (iii) Consolidated Statements of Changes in Stockholders' Equity, (iv) Consolidated Statements of Cash Flows, and (v) Notes to Consolidated Financial Statements.

*Management contract or compensatory plan or arrangement

Certification of Chief Executive Officer pursuant to Section 302 of the Sarbanes-Oxley Act of 2002

I, W. Barry Gilbert, certify that:

1. I have reviewed this report on Form 10-K for the fiscal year ended September 30, 2013 for IEC Electronics Corp.;
2. Based on my knowledge, this report does not contain any untrue statement of a material fact or omit to state a material fact necessary to make the statements made, in light of the circumstances under which such statements were made, not misleading with respect to the period covered by this report;
3. Based on my knowledge, the financial statements and other financial information included in this report fairly present in all material respects the financial condition, results of operations and cash flows of the registrant as of, and for, the periods presented in this report;
4. The registrant's other certifying officer and I are responsible for establishing and maintaining disclosure controls and procedures (as defined in Exchange Act Rules 13a-15(e) and 15d-15(e)) and internal control over financial reporting (as defined in Exchange Act Rules 13a-15(f) and 15d-15(f)) for the registrant and have:
 - a. designed such disclosure controls and procedures, or caused such disclosure controls to be designed under our supervision, to ensure that material information relating to the registrant, including its consolidated subsidiaries, is made known to us by others within those entities, particularly during the period in which this report is being prepared;
 - b. designed such internal control over financial reporting, or caused such internal control over financial reporting to be designed under our supervision, to provide reasonable assurance regarding the reliability of financial reporting and the preparation of financial statements for external purposes in accordance with generally accepted accounting principles;
 - c. evaluated the effectiveness of the registrant's disclosure controls and procedures and presented in this report our conclusions about the effectiveness of the disclosure controls and procedures, as of the end of the period covered by this report based on such evaluation; and,
 - d. disclosed in this report any change in the registrant's internal control over financial reporting that occurred during the registrant's most recent fiscal quarter that has materially affected, or is reasonably likely to materially affect, the registrant's internal control over financial reporting; and
5. The registrant's other certifying officer and I have disclosed, based on our most recent evaluation of internal control over financial reporting, to the registrant's auditors and the audit committee of registrant's board of directors (or persons performing the equivalent functions):
 - a. all significant deficiencies and material weaknesses in the design or operation of internal control over financial reporting which are reasonably likely to adversely affect the registrant's ability to record, process, summarize and report financial information; and
 - b. any fraud, whether or not material, that involves management or other employees who have a significant role in the registrant's internal control over financial reporting.

Dated: December 24, 2013

/s/ W. Barry Gilbert

 W. Barry Gilbert
 Chairman and Chief Executive Officer

Certification of Chief Financial Officer pursuant to Section 302 of the Sarbanes-Oxley Act of 2002

I, Vincent A. Leo, certify that:

1. I have reviewed this report on Form 10-K for the fiscal year ended September 30, 2013 for IEC Electronics Corp.;
2. Based on my knowledge, this report does not contain any untrue statement of a material fact or omit to state a material fact necessary to make the statements made, in light of the circumstances under which such statements were made, not misleading with respect to the period covered by this report;
3. Based on my knowledge, the financial statements and other financial information included in this report fairly present in all material respects the financial condition, results of operations and cash flows of the registrant as of, and for, the periods presented in this report;
4. The registrant's other certifying officer and I are responsible for establishing and maintaining disclosure controls and procedures (as defined in Exchange Act Rules 13a-15(e) and 15d-15(e)) and internal control over financial reporting (as defined in Exchange Act Rules 13a-15(f) and 15d-15(f)) for the registrant and have:
 - a. designed such disclosure controls and procedures, or caused such disclosure controls to be designed under our supervision, to ensure that material information relating to the registrant, including its consolidated subsidiaries, is made known to us by others within those entities, particularly during the period in which this report is being prepared;
 - b. designed such internal control over financial reporting, or caused such internal control over financial reporting to be designed under our supervision, to provide reasonable assurance regarding the reliability of financial reporting and the preparation of financial statements for external purposes in accordance with generally accepted accounting principles;
 - c. evaluated the effectiveness of the registrant's disclosure controls and procedures and presented in this report our conclusions about the effectiveness of the disclosure controls and procedures, as of the end of the period covered by this report based on such evaluation; and,
 - d. disclosed in this report any change in the registrant's internal control over financial reporting that occurred during the registrant's most recent fiscal quarter that has materially affected, or is reasonably likely to materially affect, the registrant's internal control over financial reporting; and
5. The registrant's other certifying officer and I have disclosed, based on our most recent evaluation of internal control over financial reporting, to the registrant's auditors and the audit committee of registrant's board of directors (or persons performing the equivalent functions):
 - a. all significant deficiencies and material weaknesses in the design or operation of internal control over financial reporting which are reasonably likely to adversely affect the registrant's ability to record, process, summarize and report financial information; and
 - b. any fraud, whether or not material, that involves management or other employees who have a significant role in the registrant's internal control over financial reporting.

Dated: December 24, 2013

/s/ Vincent A. Leo

Vincent A. Leo
Chief Financial Officer

Certification of Chief Executive Officer and Chief Financial Officer pursuant to 18 U.S.C. Section 1350 adopted pursuant to Section 906 of the Sarbanes-Oxley Act of 2002.

In connection with the annual report of IEC Electronics Corp., (the "Company") on Form 10-K for the fiscal year ended September 30, 2013 as filed with the Securities and Exchange Commission on the day hereof (the "Report"), I, W. Barry Gilbert, Chief Executive Officer of the Company and Vincent A. Leo, Chief Financial Officer of the Company, certify, pursuant to 18 U.S.C. Section 1350, as adopted pursuant to Section 906 of the Sarbanes-Oxley Act of 2002, that:

1. The report fully complies with the requirements of Section 13(a) or 15(d) of the Securities Exchange Act of 1934; and
2. The information contained in the report fairly presents, in all material respects, the financial condition and results of operations of the Company.

Dated: December 24, 2013

/s/ W. Barry Gilbert

W. Barry Gilbert
Chairman and Chief Executive Officer

/s/ Vincent A. Leo

Vincent A. Leo
Chief Financial Officer

BOARD OF DIRECTORS

W. Barry Gilbert
Chairman of the Board and
Chief Executive Officer

Florence D. Hudson
Director, Corporate Strategy
IBM Corporation

Edward W. Kay, Jr.
Retired Partner
PricewaterhouseCoopers, LLP

Eben S. Moulton
Managing Partner
Seacoast Capital Corporation

James C. Rowe
President
Rowe and Company, LLC

Jerold L. Zimmerman
Chaired Professor
Simon School of Business
University of Rochester

OFFICERS

W. Barry Gilbert
Chairman of the Board and
Chief Executive Officer

Donald S. Doody
Executive Vice President

Vincent A. Leo
Chief Financial Officer

Beth Ela Wilkens
Corporate Secretary

Cautionary Statement/10-K Reports

In an effort to give investors a well-rounded view of trends and future opportunities, this report includes several forward-looking statements. Caution is advised in assessing these as they necessarily involve substantial uncertainty. Please review the detailed discussion of risks and uncertainties in our attached Annual Report on Form 10-K. Our 10-K reports are readily available on-line through our website at www.iec-electronics.com, or at www.sec.gov, or by addressing a written request to:

Vincent A. Leo, CFO
IEC Electronics Corp.
105 Norton Street
P.O. Box 271
Newark, NY 14513-0271

INVESTOR INFORMATION

Annual Meeting
9:00 a.m. Wednesday,
January 29, 2014 at IEC,
105 Norton St.
Newark, NY 14513

Change of Address, Lost Certificates and Ownership Transfers

Registrar and Transfer
Company
Shareholder Relations
10 Commerce Drive
Cranford, NJ 07016
Telephone: (800) 368-5948
www.rtco.com

Stock Market

Shares trade on the NYSE
MKT exchange under the
symbol IEC

Independent Accountants

EFP Rotenberg, LLP
280 Kenneth Drive
Suite 100
Rochester, NY 14623

Legal Counsel

Harris Beach PLLC
99 Garnsey Road
Pittsford, NY 14534

Investor Relations

John Nesbett
Institutional Marketing Services
51 Locust Avenue, Suite 204
New Canaan, CT 06840

Recent Awards



Forbes®
Best Small Companies
2012 – #6
2011 – #3
2009 – #29

The IEC Family of Companies



Absolutely, Positively, Perfect and On-Time™

IEC Electronics Corp.
IEC Wire and Cable
IEC Albuquerque
Southern California Braiding
IEC Celmet
DRTL

Annual Report 2013


SEC
Mail Processing
Section
DEC 27 2013
Washington DC
404




IEC 
electronics

Absolutely, Positively, Perfect and On-Time™

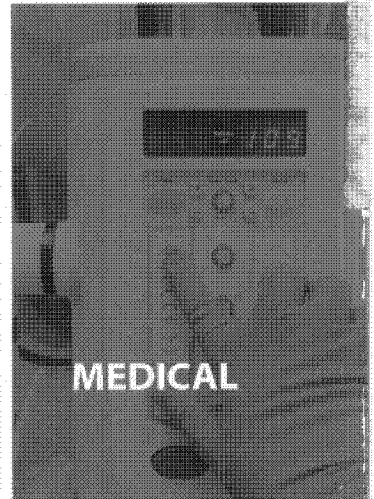
Customer focus, candid communication
and learning have fostered an environment
of perpetual innovation.



MILITARY & AEROSPACE



INDUSTRIAL



MEDICAL

Dear Stockholders,

Two years ago I started a practice of writing this letter as if I was sitting in your living room and we were having coffee and chatting about the Company. I see no reason to change this approach.

It was a difficult year for the Company. Our business had a disappointing couple of quarters and we added very few new customers. As a result we made some adjustments to our management team and the operating structure of the business. At about the same time we realized we made an error reporting our financial information for all of fiscal 2012 and the first quarter of fiscal 2013. The error was localized to our Southern California Braiding (SCB) operation, but impacted the entire company. We found an error, fixed it and publically reported the error.

We've had eight years of solid growth in sales and earnings. In fiscal 2013 IEC took a non-cash largely goodwill impairment of \$14.2 million, which resulted from analyzing, and reconfiguring the operations of, SCB. Regarding Southern California Braiding, you have either listened to or read our quarterly results which addressed challenges we have had at that operation. We certainly have been disappointed with its performance which resulted in inadequate sales growth, cash flow, and profitability. Among some of the changes we've made at SCB were reductions in personnel and expenses. We also moved some of our work from SCB to our Albuquerque operation. With that said, we will continue making the changes necessary at SCB to improve its prospects and capture the promise we anticipated when we made the acquisition.

SCB has been an underperforming acquisition. However, strategically, SCB is an important acquisition that has given us a solid foothold in the military market, which remains one of the best markets for U.S. contract manufacturing. Previously, we had a toehold with our General Technology Corporation (GTC) acquisition in Albuquerque; however it was not sufficient to give us the penetration we were seeking. I believe the two companies together are providing us far greater penetration and when coupled with our metals business and counterfeit chip business we have a most interesting offering for the marketplace.

The year did have some bright spots. Over the course of the year we added numerous new customers or additional locations for existing customers. These new customers were across all of our targeted market sectors. Yet like all new customers or programs, they take time to unfold. The unfolding process is where forecasting can be challenging. I read the paper and watch the news like you do. I am not upbeat about the broad improvement in the economy and believe the tug of war in congress over military appropriations and the debt ceiling could postpone the start of some programs. I don't expect any of our programs to be cancelled, but I will not be surprised if they are postponed.

No one reading this note wants to read about how hard some of our managers have worked or the enormously long hours they put in. You want results. However, after this year, I would like to say quite publically, thank you.

I'm committed to working our way through these difficulties and to achieving a far brighter future.



W. Barry Gilbert
Chairman, IEC Electronics Corp

Page left intentionally blank

UNITED STATES SECURITIES AND EXCHANGE COMMISSION
Washington, D.C. 20549
FORM 10-K

Annual Report pursuant to Section 13 or 15(d) of the Securities Exchange Act of 1934
For the fiscal year ended September 30, 2013

or
 Transition Report pursuant to Section 13 or 15(d) of the Securities Exchange Act of 1934
For the transition period from _____ to _____

Commission file number 0-6508

IEC ELECTRONICS CORP.

(Exact name of registrant as specified in its charter)

Delaware
(State or other jurisdiction of
incorporation or organization)

13-3458955
(IRS Employer Identification No.)

105 Norton Street, Newark, New York 14513
(Address of principal executive offices) (Zip code)

Registrant's telephone number, including area code: 315-331-7742

Securities registered pursuant to Section 12(b) of the Act:
Common Stock, \$.01 par value NYSE MKT LLC
(Title of Class) (Name of each exchange on which registered)

Securities registered pursuant to Section 12(g) of the Act: None

Indicate by check mark if the registrant is a well-known seasoned issuer, as defined in Rule 405 of the Securities Act.
Yes No

Indicate by check mark if the registrant is not required to file reports pursuant to Section 13 or Section 15(d) of the Act.
Yes No

Indicate by check mark whether the registrant (1) has filed all reports required to be filed by Section 13 or 15(d) of the Securities Exchange Act of 1934 during the preceding 12 months (or for such shorter period that the registrant was required to file such reports), and (2) has been subject to such filing requirements for the past 90 days.
Yes No

Indicate by check mark whether the registrant has submitted electronically and posted on its corporate Web site, if any, every Interactive Data File required to be submitted and posted pursuant to Rule 405 of Regulation S-T during the preceding 12 months (or for such shorter period that the registrant was required to submit and post such files).
Yes No

Indicate by check mark if disclosure of delinquent filers pursuant to Item 405 of Regulation S-K is not contained herein, and will not be contained, to the best of registrant's knowledge, in definitive proxy or information statements incorporated by reference in Part III of this Form 10-K or any amendment to this Form 10-K.

Indicate by check mark whether the registrant is a large accelerated filer, an accelerated filer, a non-accelerated filer, or a smaller reporting company. See the definitions of "large accelerated filer", "accelerated filer", and "smaller reporting company" in Rule 12b-2 of the Exchange Act. (Check one):

Large accelerated filer Accelerated filer
 Non-accelerated filer Smaller reporting company

Indicate by check mark whether the registrant is a shell company (as defined in Rule 12b-2 of the Exchange Act).
Yes No

At March 29, 2013, the last business day of the registrant's most recently completed second fiscal quarter, the aggregate market value of the shares of common stock held by non-affiliates of the registrant was \$55,046,107 (based on the closing price of the registrant's common stock on the NYSE MKT on such date). Shares of common stock held by each executive officer and director and by each person and entity who beneficially owns more than 10% of the outstanding common stock have been excluded in that such person or entity may be deemed to be an affiliate for purposes of this calculation. Such exclusion should not be deemed a determination or admission by registrant that such individuals or entities are, in fact, affiliates of the registrant.

As of December 12, 2013, there were 9,990,975 shares of common stock outstanding.

SEC
Mail Processing
Section
DEC 27 2013
Washington DC
404

DOCUMENTS INCORPORATED BY REFERENCE

Portions of IEC Electronics Corp.'s definitive Proxy Statement for the 2014 Annual Meeting of Stockholders are incorporated by reference into Part III of this Form 10-K.

TABLE OF CONTENTS

PART I 4

 Item 1. BUSINESS 5

 Item 1A. RISK FACTORS 8

 Item 1B. UNRESOLVED STAFF COMMENTS 15

 Item 2. PROPERTIES 15

 Item 3. LEGAL PROCEEDINGS 15

 Item 4. MINE SAFETY DISCLOSURES 15

PART II 16

 Item 5. MARKET FOR REGISTRANT’S COMMON EQUITY, RELATED STOCKHOLDER MATTERS, AND ISSUER PURCHASES OF EQUITY SECURITIES 16

 Item 6. SELECTED CONSOLIDATED FINANCIAL DATA 17

 Item 7. MANAGEMENT’S DISCUSSION AND ANALYSIS OF FINANCIAL CONDITION AND RESULTS OF OPERATIONS 18

 Item 7A. QUANTITATIVE AND QUALITATIVE DISCLOSURES ABOUT MARKET RISK 25

 Item 8. FINANCIAL STATEMENTS AND SUPPLEMENTARY DATA 26

 Item 9. CHANGES IN AND DISAGREEMENTS WITH ACCOUNTANTS ON ACCOUNTING AND FINANCIAL DISCLOSURE 57

 Item 9A. CONTROLS AND PROCEDURES 57

 Item 9B. OTHER INFORMATION 59

PART III 59

 Item 10. DIRECTORS, EXECUTIVE OFFICERS AND CORPORATE GOVERNANCE 59

 Item 11. EXECUTIVE COMPENSATION 59

 Item 12. SECURITY OWNERSHIP OF CERTAIN BENEFICIAL OWNERS AND MANAGEMENT AND RELATED STOCKHOLDER MATTERS 59

 Item 13. CERTAIN RELATIONSHIPS AND RELATED TRANSACTIONS, AND DIRECTOR INDEPENDENCE 60

 Item 14. PRINCIPAL ACCOUNTANT FEES AND SERVICES 60

PART IV 60

 Item 15. EXHIBITS AND CONSOLIDATED FINANCIAL STATEMENT SCHEDULES 60

SIGNATURES 61

INDEX TO EXHIBITS 62

PART I

"SAFE HARBOR" CAUTIONARY STATEMENT UNDER THE PRIVATE SECURITIES LITIGATION REFORM ACT OF 1995

References in this report to "IEC", the "Company", "we", "our", or "us" mean IEC Electronics Corp. and its subsidiaries except where the context otherwise requires. This Annual Report on Form 10-K ("Form 10-K") contains certain statements that are, or may be deemed to be, forward-looking statements within the meaning of section 27A of the Securities Act of 1933 and section 21E of the Securities Exchange Act of 1934, and are made in reliance upon the protections provided by such Acts for forward-looking statements. These forward-looking statements (such as when we describe what we "believe", "expect" or "anticipate" will occur, and other similar statements) include, but are not limited to, statements regarding future sales and operating results, future prospects, the capabilities and capacities of business operations, any financial or other guidance and all statements that are not based on historical fact, but rather reflect our current expectations concerning future results and events. The ultimate correctness of these forward-looking statements is dependent upon a number of known and unknown risks and events and is subject to various uncertainties and other factors that may cause our actual results, performance or achievements to be different from any future results, performance or achievements expressed or implied by these statements.

The following important factors, among others, could affect future results and events, causing those results and events to differ materially from those views expressed or implied in our forward-looking statements: business conditions and growth or contraction in our customers' industries, the electronic manufacturing services industry and the general economy; variability of our operating results; our ability to control our material, labor and other costs; our dependence on a limited number of major customers; the potential consolidation of our customer base; availability of component supplies; dependence on certain industries; variability and timing of customer requirements; uncertainties as to availability and timing of governmental funding for our customers; the types and mix of sales to our customers; our ability to assimilate acquired businesses and to achieve the anticipated benefits of such acquisitions; unforeseen product failures and the potential product liability claims that may be associated with such failures; the availability of capital and other economic, business and competitive factors affecting our customers, our industry and business generally; failure or breach of our information technology systems; natural disasters; and other factors that we may not have currently identified or quantified. Additional risks and uncertainties resulting from the restatement of our financial statements included in our Annual Report on Form 10-K/A and in our Quarterly Report on Form 10-Q/A filed on July 3, 2013 could, among others, (i) cause us to incur substantial additional legal, accounting and other expenses, (ii) result in additional shareholder, governmental or other actions, or adverse consequences from the consolidated shareholder action or the formal investigation being conducted by the Securities and Exchange Commission ("SEC"), (iii) cause our customers, including the government contractors with which we deal, to lose confidence in us or cause a default under our contractual arrangements, (iv) cause a default under the Company's arrangements with M&T Bank with respect to which, if the Bank chooses to exercise its remedies, the Company may not be able to obtain replacement financing or continue its operations, (v) result in delisting of the Company's stock from NYSE MKT (the "Exchange") if the Company fails to meet any Exchange listing standard, or fails to comply with its listing agreement with the Exchange, during the twelve months ending July 9, 2014, or (vi) result in additional failures of the Company's internal controls if the Company's remediation efforts are not effective. Any one or more of such risks and uncertainties could have a material adverse effect on us or the value of our common stock. For a further list and description of various risks, relevant factors and uncertainties that could cause future results or events to differ materially from those expressed or implied in our forward-looking statements, see the "Risk Factors" and "Management's Discussion and Analysis of Financial Condition and Results of Operations" sections elsewhere in this document.

All forward-looking statements included in this Form-10-K are made only as of the date of this Form 10-K. We do not undertake any obligation to, and may not, publicly update or correct any forward-looking statements to reflect events or circumstances that subsequently occur or which we hereafter become aware of. New risks uncertainties arise from time to time and we cannot predict these events or how they may affect us. When considering these risks, uncertainties and assumptions, you should keep in mind the cautionary statements contained in this report and any documents incorporated herein by reference. You should read this document and the documents that we incorporate by reference into this Form-10-K completely and with the understanding that our actual future results may be materially different from what we expect. All forward-looking statements attributable to us are expressly qualified by these cautionary statements.

PART I

Item 1. BUSINESS

Overview

IEC Electronics Corp. ("IEC", "we", "our", "us", "Company") conducts business directly, as well as through its subsidiaries and divisions, Wire and Cable, Albuquerque, SCB and Celmet described below in "Recent Acquisitions" and DRTL described in this "Overview".

IEC is a premier provider of electronic contract manufacturing services ("EMS") to advanced technology companies. We specialize in the custom manufacture of high reliability, complex circuit cards and system-level assemblies; a wide array of cable and wire harness assemblies capable of withstanding extreme environments; and precision sheet metal components. We excel where quality and reliability are of paramount importance and when low-to-medium volume, high-mix production is the norm. We utilize state-of-the-art, automated circuit card assembly equipment together with a full complement of high-reliability manufacturing stress testing methods. With our customers at the center of everything we do, we have created a high-intensity, rapid response culture capable of reacting and adapting to their ever-changing needs. Our customer-centric approach offers a high degree of flexibility while simultaneously complying with rigorous quality and on-time delivery standards. While many EMS services are viewed as commodities, we differentiate ourselves through an uncommon mix of capabilities including:

- A technology center that combines dedicated prototype manufacturing with an on-site materials analysis lab, enabling the seamless transition of complex electronics from design to production.
- In-house, custom, functional testing and troubleshooting of complex system-level assemblies in support of end-order fulfillment.
- A laboratory that enables us to assist customers in mitigating the risk of purchasing counterfeit parts through our subsidiary Dynamic Research and Testing Laboratories, LLC, ("DRTL").
- Build-to-print precision sheet metal and complex wire harness assemblies supporting just-in-time delivery of critical end-market, system-level electronics.
- A Lean/Six Sigma continuous improvement program supported by a team of Six Sigma Blackbelts delivering best-in-class results.
- Proprietary software-driven Web Portal providing customers real-time access to a wide array of operational data.

We focus on developing relationships with customers who manufacture advanced technology products and who are unlikely to utilize offshore suppliers due to the proprietary nature of their products, governmental restrictions or volume considerations. We have continued to expand our business by adding new customers and markets, and our customer base is stronger and more diverse as a result. We proactively invest in areas we view as important for our continued growth. IEC is ISO 9001:2008 certified. Four of our units (IEC and Wire and Cable in Newark, NY; Albuquerque in NM; and SCB in Bell Gardens, CA) are AS9100 certified to serve the military and commercial aerospace market sector, and are ITAR registered. In addition, the Company's locations in Newark, NY and Albuquerque, NM are Nadcap accredited for electronics manufacturing to support the most stringent quality requirements of the aerospace industry and the Newark, NY location is ISO 13485 certified to serve the medical market sector. Our Newark, NY location is also an NSA approved supplier under the COMSEC standard and its environmental systems are ISO 14001:2004 certified. DRTL in Albuquerque, NM is ISO 17025 accredited, which is the international standard covering testing and calibration laboratories. Albuquerque and SCB also perform work per NASA-STD-8739 and J-STD-001ES space standards.

We evaluate emerging technologies on an ongoing basis to maintain a technology roadmap so that relevant processes and advances in new equipment are available to our customers when commercial and design factors warrant. The current generation of interconnection technologies includes chip-scale packaging and ball-grid-array ("BGA") assembly techniques. We have placed millions of plastic and ceramic BGA's since 1994. Future advances will be directed by our technology center, which combines prototype and pilot build services with the capabilities of our advanced materials technology laboratory and our design engineering group.

The technical expertise of our experienced workforce enables us to build some of the most advanced electronic, wire & cable, and precision metal systems sought by original equipment manufacturers ("OEMs").

Recent Acquisitions

Since May 2008, we have executed several strategic acquisitions that advanced our capability to support existing and potential customers in the EMS market.

On December 17, 2010, we acquired the assets of Southern California Braiding Co., Inc., a privately held company principally engaged in providing wire and cable products to military and defense markets. The business is now operated through IEC's subsidiary, Southern California Braiding, Inc. ("SCB"). The acquisition reinforced IEC's foundation as a premier provider of high-reliability contract manufacturing services. SCB specializes in providing its customers, including military 'primes' and NASA, with complex cables and wire harnesses built to withstand the demands of extreme environments. The acquisition further diversified IEC's

customer base, and enables us to complement and expand our existing wire and cable business that itself is the outgrowth of a 2008 acquisition. SCB is located in the Los Angeles metropolitan area (Bell Gardens, CA).

On July 30, 2010, we acquired the assets of Celmet Co., Inc., a privately held manufacturer of metal chassis and assemblies located in Rochester, NY. Celmet operates as a division of IEC ("Celmet"). IEC previously outsourced the manufacture of thousands of such chassis each year, and this acquisition has ensured the Company a steady supply of high quality units. In addition, Celmet serves the same military, medical, industrial and transportation markets as IEC, and the acquisition has enabled us to expand our offerings in those markets.

On December 16, 2009, the Company acquired the stock of General Technology Corporation from Crane International Holdings, Inc. The acquired business employed complementary technologies and served markets similar to IEC's. In April 2011, the entity's name was changed to IEC Electronics Corp - Albuquerque ("Albuquerque"). Our Albuquerque operation occupies an important niche in the military and defense markets by supporting its customers in managing their legacy products and programs. Located in Albuquerque, NM, the acquisition broadened IEC's product mix and further diversified our customer base.

On May 30, 2008, IEC acquired the stock of Val-U-Tech Corp., a wire-harness and cable-interconnect business located in Victor, NY. In 2009, Val-U-Tech was renamed IEC Electronics Wire and Cable, Inc. ("Wire and Cable"). Wire and Cable is a premier cable and wire harness manufacturer specializing in high-reliability applications for companies in the military, medical, industrial and transportation market sectors. Wire and Cable manufactures high-quality, custom cable and wire-harness assemblies, mechanical sub-assemblies, circuit card assemblies and box builds. During November 2012, the Victor location was moved into the Newark facility.

IEC Electronics Corp., a Delaware corporation, is the successor by merger in 1990 to IEC Electronics Corp., a New York corporation, which was originally organized in 1966. Executive offices are located at 105 Norton Street, Newark, New York 14513. Our telephone number is 315-331-7742, and our Internet address is www.iec-electronics.com.

The Electronics Contract Manufacturing Services ("EMS") Industry

The EMS industry specializes in providing the program management, technical support and manufacturing expertise required to take a product from the early design and prototype stages through volume production and distribution. Primarily as a response to rapid technological change and increased competition in the electronics industry, OEMs have recognized that by utilizing EMS providers they can improve their competitive position, realize an improved return on investment and concentrate on their core competencies such as research, product design and development and marketing. In addition, EMS providers allow OEMs to bring new products to market more rapidly and to adjust more quickly to fluctuations in product demand; avoid additional investment in plant, equipment and personnel; reduce inventory and other overhead costs; and determine known unit costs over the life of a contract. Many OEMs now consider EMS providers valued partners in executing their business and manufacturing strategy.

OEMs increasingly require EMS providers to provide complete turnkey manufacturing and material handling services, rather than working on a consignment basis, in which the OEM supplies all materials and the EMS provider supplies labor. Turnkey contracts involve design, manufacturing and engineering support, the procurement of all materials, sophisticated in-circuit and functional testing, and distribution.

IEC's Strategy

We endeavor to develop long-term manufacturing partnerships with established and emerging OEMs that value high-reliability final assemblies for their military, aerospace, medical, industrial and transportation businesses. In implementing this strategy, we offer our customers a full range of manufacturing solutions, flexible production, high quality, fast turnaround, and sophisticated computer-aided testing. In the early stages of product or program design, we frequently work with customers to evaluate the manufacturability and testability of their products, with the objective of enhancing quality and reducing the overall cost of ownership for our customers.

Competition

The EMS industry is highly fragmented and characterized by intense competition. We believe that the principal competitive factors in the EMS market include: technology capabilities, quality and range of services, past performance, design, cost, responsiveness and flexibility. We specialize in the custom manufacture of high reliability, complex circuit cards and system-level assemblies; a wide array of cable and wire harness assemblies capable of withstanding extreme environments; and precision sheet metal components. We are certified to serve the military and commercial aerospace sector as well as the medical sector and hold various accreditations. We excel where quality and reliability are of paramount importance and when low-to-medium volume, high-mix production is the norm. We utilize state-of-the-art, automated circuit card assembly equipment together with a full complement of high-reliability manufacturing stress testing methods. Our customer-centric approach offers a high degree of flexibility while simultaneously complying with rigorous quality and on-time delivery standards.

We compete against numerous foreign and domestic companies in addition to the internal capabilities of some of our customers. Some of our competitors include Flextronics International LTD., Benchmark Electronics, Inc., Plexus Corp. and Ducommun Incorporated. We may face new competitors in the future as the outsourcing industry evolves and existing or start-up companies develop capabilities similar to ours.

Products and Services

We manufacture a wide range of assemblies that are incorporated into many different products, such as military and aerospace systems, medical devices, industrial equipment and transportation products. Our products are distributed to and through OEMs. We support multiple divisions and product lines for many of our customers and frequently manufacture successive generations of products. In some cases, we are the sole EMS contract manufacturer for the customer site or division.

Materials Management

We generally procure materials to meet specific contract requirements and are often protected by contract terms that call for reimbursement to us in the event a contract is terminated by the customer. Whether purchased by us or supplied by a customer, materials are tracked and controlled by our internal systems throughout the manufacturing process.

Availability of Components

Our revenues are principally derived from turn-key services that involve the acquisition of raw and component materials, often from a limited number of suppliers, to be manufactured in accordance with each customer's specifications. While we believe we are well positioned with supplier relationships and procurement expertise, potential shortages of components in the world market could materially adversely affect our revenue levels or operating efficiencies.

Suppliers

Although we depend on a limited number of key suppliers, as a result of strategic relationships we have established with them, the Company frequently benefits from one or more of the following enhancements: automated trading methodologies; segregation of supplier-owned materials for IEC; reduced lead-times; competitive pricing; favorable payment terms; preference during periods of limited supply; and access to global resources. We have preferred supplier partnership agreements in place to support our business generally and to ensure access to custom commodities such as printed circuit boards.

For the year ended September 30, 2013, IEC obtained 31% of the materials used in production from two vendors, Arrow Electronics, Inc. and Avnet, Inc. If either of these vendors were to cease supplying us with materials for any reason, we would be forced to find alternative sources of supply. A change in suppliers could cause a delay in availability of products and a possible loss of sales, which could adversely affect operating results.

Marketing and Sales

Revenues remained relatively consistent with the prior year and increased significantly during the preceding years. The increases were the result of recently acquired companies, the addition of several new customers and increasing orders from existing customers. We utilize a direct sales force as well as a nationwide network of manufacturer's representatives. Through this hybrid sales approach, we execute a focused sales strategy targeting those customers whose product profiles are aligned with our core areas of expertise. For example, we focus on customers that are developing complex, advanced technology products for a wide array of market sectors ranging from satellite communications to medical, military and ruggedized industrial products.

Typically, the demand profiles associated with these customers are in the low-to-moderate volume range with high variability in required quantities and product mix. These customers' products often employ emerging technologies that require concentrated engineering and manufacturing support from product development through prototyping and on to volume manufacturing. As a result of the specialized services required, such customers rarely rely on an outsourcing model that focuses primarily on minimizing costs.

To reduce risk, the Company seeks a balanced distribution of business across industry sectors. As indicated in the table that follows, we maintained a relatively balanced distribution.

% of Sales by Sector	Years Ended	
	September 30, 2013	September 30, 2012
Military & Aerospace	51%	43%
Medical	20%	22%
Industrial	21%	25%
Communications & Other	8%	10%
	<u>100%</u>	<u>100%</u>

Individual customers representing 10% or more of sales included General Electric Company ("GE") (15%) in the 2013 fiscal year, and in fiscal 2012 GE (19%) and Sigma International ("Sigma") (15%). One customer in the military & aerospace market sector representing 10% or more of receivables accounted for 13% of outstanding balances at September 30, 2013, and a customer in the industrial market sector accounted for 10% of outstanding balances at September 30, 2012.

Backlog

Our backlog at the end of fiscal 2013 was 10.5% lower than at the end of fiscal 2012. We closed the year with a backlog of \$87.2 million as compared to \$94.8 million in fiscal 2012. Backlog consists of two categories: purchase orders and firm forecasted commitments. In addition to fulfilling orders and commitments contained in quarter-end backlog reports, we also receive and ship orders within each quarter that do not appear in the period end backlog reports. Variations in the magnitude and duration of contracts as well as customer delivery requirements may result in fluctuations in backlog from period to period. Approximately \$81.2 million of our current backlog is expected to be shipped within fiscal 2014, with the remainder expected to ship in future years.

Governmental Regulation

Our operations are subject to certain United States government regulations that control the export and import of defense-related articles and services, as well as federal, state and local regulatory requirements relating to environmental protection, waste management, and employee health and safety matters. Management believes that our business is operated in substantial compliance with all applicable laws and governmental regulations. While current costs of compliance, including compliance with environmental laws, are not material, our expenses could increase if new laws, regulations or requirements were to be introduced.

Employees

Employees are our single greatest resource, and the Company added 37 employees during fiscal 2013. IEC's total employees numbered 951 at September 30, 2013, including 809 permanent and 142 temporary. Of the permanent employees, 661 employees were engaged in manufacturing and manufacturing support, 71 in engineering, and 77 in administrative and marketing functions. None of our employees are covered by a collective bargaining agreement, nor have we experienced any work stoppages. We make a concerted effort to engage our employees in initiatives that improve our business and their opportunities for growth, and we believe that our employee relations are good. We have access to large and technically qualified workforces in close proximity to all of our operating locations: Rochester and Syracuse, NY; Albuquerque, NM; and Los Angeles, CA.

Patents and Trademarks

We do not hold any patents related to electronics manufacturing services, but do employ various registered trademarks. We do not believe that either patent or trademark protection is material to the operation of our business.

Item 1A. RISK FACTORS

OUR OPERATING RESULTS MAY FLUCTUATE FROM PERIOD TO PERIOD. Our annual and quarterly operating results may fluctuate significantly depending on various factors, many of which are beyond our control. These factors may include, but are not necessarily limited to:

- adverse changes in general economic conditions
- natural disasters that may impede our operations, the operation of our customers' business, or availability of manufacturing inputs from our suppliers
- the level and timing of customer orders and the accuracy of customer forecasts
- the capacity utilization of our manufacturing facilities and associated fixed costs
- price competition
- market acceptance of our customers' products
- business conditions in our customers' end markets
- our level of experience in manufacturing a particular product
- changes in the mix of sales to our customers
- variations in efficiencies achieved in managing inventories and fixed assets
- fluctuations in cost and availability of materials
- timing of expenditures in anticipation of future orders
- changes in cost and availability of labor and components
- our effectiveness in managing the high reliability manufacturing process required by our customers
- failure or external breach of our information technology systems

The EMS industry is affected by the United States and global economies, both of which are influenced by world events. An economic slowdown, particularly in the industries we serve, may result in our customers reducing their forecasts or delaying orders. The demand for our services could weaken, which in turn could substantially influence our sales, capacity utilization, margins and financial results. Recent periods in which EMS sales were adversely affected included 2008-2010 when reduced availability of capital to fund existing and emerging technologies forced some firms to contract or to seek strategic alliances.

WE DEPEND ON A RELATIVELY SMALL NUMBER OF CUSTOMERS, THE LOSS OF ONE OR MORE OF WHOM MAY NEGATIVELY AFFECT OUR OPERATING RESULTS. A relatively small number of customers are responsible for a significant portion of our net sales. During fiscal 2013 and 2012, our five largest customers accounted for 46% and 48% of net sales, respectively. During the same two years, our single largest customer accounted for 15% and 19% of net sales, respectively. The

percentage of IEC's sales to its major customers may fluctuate from period to period, and our principal customers may also vary from year to year. Significant reduction in sales to any of our major customers, or the loss of a major customer, could have a material adverse effect on our results of operations and financial condition.

We rely on the continued growth and financial stability of our customers, including our major customers. Adverse changes in the end markets they serve can reduce demand from our customers in those markets and/or make customers in these end markets more price sensitive. Further, mergers or restructurings among our customers, or their end customers, could increase concentration or reduce total demand as the combined entities reevaluate their business and consolidate their suppliers. Future developments, particularly in those end markets that account for more significant portions of our revenues, could harm our business and our results of operations.

Because of this concentration in our customer base, we have significant amounts of trade accounts receivable from some of our customers. If one or more of our customers experiences financial difficulty and is unable to provide timely payment for the services provided, our operating results and financial condition could be adversely affected.

In addition, consolidation among our customers could intensify this concentration and adversely affect our business. In the event of consolidation among our customers, depending on which organization controls the supply chain function following the consolidation, we may not be retained as a preferred or approved supplier. In addition, product duplication could result in the termination of a product line that we currently support. While there is potential for increasing our position with the combined customer, our revenues could decrease if we are not retained as a continuing supplier. Even if we are retained as a supplier, we may also face the risk of increased pricing pressure from the combined customer because of its increased market share.

WE PARTICIPATE IN THE ELECTRONICS INDUSTRY, WHICH HISTORICALLY PRODUCES TECHNOLOGICALLY ADVANCED PRODUCTS WITH SHORT LIFE CYCLES. Factors affecting the electronics industry in general could seriously harm our customers and, as a result, us. These factors may include, but may not be limited to:

- the inability of our customers to adapt to rapidly changing technology and evolving industry standards, which result in short product life cycles
- the inability of our customers to develop and market their products, some of which are new and untested
- increased competition among our customers and their competitors, including downward pressure on pricing
- the potential that our customers' products may become obsolete, or the failure of our customers' products to gain anticipated commercial acceptance
- periods of significantly decreased demand in our customers' markets

SINCE A SIGNIFICANT PORTION OF OUR BUSINESS IS DEFENSE-RELATED, REDUCTIONS OR DELAYS IN UNITED STATES DEFENSE SPENDING MAY MATERIALLY ADVERSELY AFFECT IEC'S REVENUES. During fiscal years 2013 and 2012, our sales to customers serving the military and aerospace industries approximated 51% and 43% of our sales, respectively. Because these products and services are ultimately sold to the U.S. government by our customers, these sales are affected by, among other things, the federal budget process, which is driven by numerous factors beyond our control, including geopolitical, macroeconomic and political conditions. The contracts between our direct customers and their government customers are subject to political and budgetary constraints and processes, changes in short-range and long-range strategic plans, the timing of contract awards, the congressional budget authorization and appropriation processes, the government's ability to terminate contracts for convenience or for default, as well as other risks such as contractor suspension or debarment in the event of certain violations of legal and regulatory requirements.

While we believe that our customers' programs are well aligned with national defense and other priorities, shifts in domestic and international spending and tax policy, changes in security, defense, and intelligence priorities, the affordability of our products and services, general economic conditions and developments, and other factors may affect a decision to fund or the level of funding for existing or proposed programs. An impasse in federal budget decision-making could lead to substantial delays or reductions in federal spending. For example, as a result of inability of the U.S. Government to reach agreement on budget reduction measures required by the Budget Control Act of 2011, sequestration triggered very substantial automatic spending reductions beginning in January 2013, divided between defense and domestic spending over a nine-year period. As a result, U.S. Government funding for certain of our customers may be reduced, delayed or eliminated, which could significantly impact these customers' demand for our products and services and if so would have a material adverse effect on our business, results of operations and cash flows.

OUR RESULTS OF OPERATIONS AND FINANCIAL CONDITION MAY BE MATERIALLY ADVERSELY AFFECTED BY GLOBAL ECONOMIC AND FINANCIAL MARKET CONDITIONS. Current global economic and financial market conditions, including the slow recovery from the global economic recession or the onset of another recession, may materially and adversely affect our results of operations and financial condition. These conditions may also materially impact our customers and suppliers. Economic and financial market conditions that adversely affect our customers may cause them to terminate or delay existing purchase orders or to reduce the volume of products they purchase from us in the future. We may be owed significant balances from customers that operate in cyclical industries and under leveraged conditions that could impair their ability to pay amounts owed to IEC on a timely basis. Failure to collect a significant portion of those receivables could have a material adverse effect on our results of operations and financial condition.

Similarly, adverse changes in credit terms extended to us by our suppliers, such as shortening the required payment period for outstanding accounts payable or reducing the maximum amount of trade credit available to us could significantly affect our liquidity and thereby have a material adverse effect on our results of operations and financial condition.

If we are unable to successfully anticipate changing economic and financial market conditions, we may be unable to effectively plan for and respond to those changes, and our operating results could be materially adversely affected.

START-UP COSTS AND INEFFICIENCIES RELATED TO NEW OR TRANSFERRED PROGRAMS CAN MATERIALLY ADVERSELY AFFECT OUR OPERATING RESULTS AND MAY NOT BE RECOVERABLE. Start-up costs, including the management of labor and equipment resources in connection with establishing new programs and new customer relationships, difficulties in estimating required resources and the timing of those resources in advance of production, and engineering and technological issues involved in production of new products can adversely affect our operating results. If new programs or new customer relationships are terminated or delayed, our operating results may be materially adversely affected, particularly in the near term, as we may not recoup those start-up costs or quickly replace anticipated new program revenues.

MOST OF THE CUSTOMERS IN OUR INDUSTRY DO NOT COMMIT TO LONG-TERM PRODUCTION SCHEDULES, WHICH CAN MAKE IT DIFFICULT FOR US TO SCHEDULE PRODUCTION. Customers may cancel their orders, change production quantities or delay production for any number of reasons that are beyond our ability to foresee or control. Although we are always seeking new opportunities, we may not be able to replace any deferred, reduced or cancelled orders. Cancellations, reductions or delays by a significant customer or by a group of customers could adversely affect our operating results and working capital levels. Such cancellations, reductions or delays have occurred and may occur again. The volume and timing of sales to our customers may vary due to:

- variation in demand for our customers' products in their end markets
- actions taken by our customers to manage their inventory
- product design changes by our customers
- changes in our customers' manufacturing strategy

Due in part to these factors, most of our customers do not commit to firm, long-term production schedules. Therefore, we make significant judgments based on our estimates of customer requirements, including:

- deciding on the levels of business that we will seek
- production schedules
- component procurement commitments
- equipment requirements
- personnel needs
- other resource requirements

The short-term nature of our customers' commitments and the possibility of rapid changes in demand for their products reduce our ability to accurately estimate and forecast the future requirements of those customers. Since many of our costs and operating expenses are relatively fixed, a reduction in customer demand can adversely affect our revenue and operating results.

INCREASED COMPETITION MAY RESULT IN DECREASED DEMAND OR REDUCED PRICES FOR OUR PRODUCTS AND SERVICES. The EMS industry is highly fragmented and characterized by intense competition. We may be operating at a cost disadvantage compared to larger EMS providers who have greater direct buying power from component suppliers, distributors and raw material suppliers or who have lower cost structures as a result of their geographic location. As a result, other EMS providers may have a competitive advantage. Our manufacturing processes are generally not subject to significant proprietary protection, and companies with greater resources or a greater market presence may enter our market or increase their competition with us. We also expect our competitors to continue to improve the performance of their current products or services, to reduce the prices of their products or services and to introduce new products or services that may offer greater performance and improved pricing. Any of these factors may cause a decline in our sales, loss of market acceptance for our products or services, profit margin compression, or loss of market share.

DIFFICULTIES IN INTEGRATING ACQUIRED OPERATIONS MAY MATERIALLY ADVERSELY AFFECT OPERATING RESULTS. We completed acquisitions of SCB in fiscal 2011 and Albuquerque and Celmet in fiscal 2010, and we may continue to acquire additional businesses in the future. Acquisitions involve risks that may include, but not be limited to:

- failure to integrate operations
- loss of key personnel
- failure to integrate information systems
- failure to establish management, financial and operational controls such as adequate accounts receivable and inventory control processes
- failure to retain the customer base of acquired businesses
- failure to achieve initial projections established at acquisition date, including within anticipated time periods

- diversion of management’s attention from other ongoing business concerns
- exposure to unanticipated liabilities of acquired companies
- additional costs and start-up inefficiencies

These and other factors could affect our ability to achieve expected levels of profitability or to realize other anticipated benefits of an acquisition, could require us to recognize an impairment of goodwill and long lived assets, including intangibles and could have a material adverse effect on our operating results, as we have experienced.

WE DEPEND ON A LIMITED NUMBER OF SUPPLIERS FOR COMPONENTS THAT ARE CRITICAL TO OUR MANUFACTURING PROCESSES. A SHORTAGE OF THESE COMPONENTS OR AN INCREASE IN THEIR PRICE COULD INTERRUPT OUR OPERATIONS AND ADVERSELY AFFECT OUR OPERATING RESULTS. Much of our net revenue is derived from turn-key manufacturing for which we provide the materials specified by our customers. Some of our customer agreements permit periodic adjustments to pricing based on increases or decreases in component prices and other factors. However, we typically bear the risk of component price increases that occur between any such re-pricing dates or, if such re-pricing is not permitted during the balance of the term of a particular customer agreement. As a result, some component price increases may materially adversely affect our operating results, if we cannot increase prices enough to offset increased costs or if increased prices lead to cancelled orders.

Many of the products we manufacture require one or more components that are available from a limited number of suppliers. In response to supply shortages, some of these components are from time to time subject to allocation limits. In some cases, supply shortages or delayed deliveries could substantially curtail production of those assemblies requiring a limited-supply component, which could contribute to an increase in our inventory levels, and could delay shipments to customers and the associated revenue of all products using that component. Component shortages have been prevalent in our industry, and such shortages may recur. An increase in economic activity could result in shortages if manufacturers of components do not adequately anticipate increased order volume or if they have excessively reduced their production capabilities. World events, armed conflict, governmental regulation, natural disaster, and epidemics could also affect our supply chain, leading to an inability to obtain sufficient components on a timely basis.

In addition, due to the specialized nature of some components and our customers’ product specifications, we may be required to use sole-source suppliers for certain components. Such suppliers may encounter financial or operational difficulties that could cause delays in or the curtailment of component deliveries.

OUR TURN-KEY MANUFACTURING SERVICES INVOLVE INVENTORY RISK. Our turn-key manufacturing services described above involve a greater investment in inventory and a corresponding increase in risk as compared to consignment services, for which the customer provides all materials. For example, in our turn-key operations, we must frequently order parts and supplies in minimum lot sizes that may be larger than the quantity of product ultimately needed for our customers. Customers' cancellation or reduction of orders could result in additional expense to us. If we are not reimbursed for excess inventory ordered to meet customer forecasts, we may accumulate excess inventory and/or incur return charges imposed by suppliers. In addition, component price increases and inventory obsolescence associated with turn-key orders could adversely affect our operating results.

Furthermore, we provide inventory management programs for some of our customers under which we are required to hold and manage finished goods inventories. Such inventory management programs may lead to higher finished goods inventory levels, reduced inventory turns and increased financial exposure. In cases where customers have contractual obligations to purchase managed inventories from us, we remain subject to the risk of enforcing the obligation.

PRODUCTS WE MANUFACTURE MAY CONTAIN DEFECTS IN WORKMANSHIP, WHICH COULD RESULT IN REDUCED DEMAND FOR OUR SERVICES AND PRODUCT LIABILITY CLAIMS AGAINST US. We manufacture highly complex products to our customers' specifications, often within tight tolerance ranges, and such products may contain design or manufacturing errors or defects. Despite our quality control and quality assurance efforts, failures may occur. Defects in the products we manufacture, whether caused by customer design, workmanship, component failure or other error, may result in delayed shipments to customers or reduced or cancelled customer orders, adversely affecting our reputation and may result in product liability claims against us. Even if customers or component suppliers are responsible for the defects, they may be unwilling or unable to assume responsibility for costs associated with product failure.

OUR OPERATING RESULTS MAY BE ADVERSELY AFFECTED BY NEW REGULATIONS RELATING TO THE SOURCING OF CERTAIN RAW MATERIALS. The Dodd-Frank Wall Street Reform and Consumer Protection Act (the “Dodd-Frank Act”) contains provisions to improve the transparency and accountability concerning the supply of minerals originating from the conflict zones of the Democratic Republic of Congo and adjoining countries. As a result, the SEC established new annual disclosure and reporting requirements for those companies who use “conflict” minerals mined from those countries in their products. As these new requirements are implemented, they could affect the sourcing and availability of minerals used in our manufacturing processes. As a result, we may not be able to obtain products at competitive prices and there are additional costs associated with complying with the SEC’s new due diligence procedures and disclosure requirements. Also, since our supply chain is complex, we may face reputational challenges with our customers and other stakeholders if we are unable to sufficiently verify the origins for all metals used in our products through the due diligence procedures that we implement. We may also encounter challenges to satisfy

those customers who require that all of the components of our products are certified as conflict-free. If we are not able to meet customer requirements, customers may choose to disqualify us as a supplier.

DAMAGE TO OUR MANUFACTURING FACILITIES DUE TO FIRE, NATURAL DISASTER, OR OTHER EVENTS COULD HARM OUR FINANCIAL RESULTS. At September 30, 2013, we have four manufacturing and assembly facilities. The destruction or closure of any of our facilities for a significant period of time as a result of fire, explosion, blizzard, act of war or terrorism, flood, tornado, earthquake, lightning, other natural disasters, required maintenance or other events could harm us financially, increasing our costs of doing business and limiting our ability to deliver our manufacturing services on a timely basis. Our insurance coverage with respect to damages to our facilities or our customers' products caused by natural disasters is limited and is subject to deductibles and coverage limits. Such coverage may not be adequate or continue to be available at commercially reasonable rates and terms.

If one or more of our facilities is closed on a temporary or permanent basis as a result of a natural disaster, required maintenance or other event, our operations could be significantly disrupted. Such events could delay or prevent product manufacturing and shipment for the time required to transfer production to another facility or to repair, rebuild and/or replace the affected manufacturing facility. This time period could be lengthy and could result in significant expenses for repair and related costs. While we have established disaster recovery plans, such plans may not be sufficient to allow our operations to continue in the event of every natural or man-made disaster, pandemic, required repair or other extraordinary event. Any extended inability to continue our operations at unaffected facilities following such an event would reduce our revenue and potentially damage our reputation as a reliable supplier.

IF WE ARE UNABLE TO MAINTAIN SATISFACTORY CAPACITY UTILIZATION RATES, OUR RESULTS OF OPERATIONS AND FINANCIAL CONDITION WOULD BE ADVERSELY AFFECTED. Given the high fixed costs of our operations, decreases in capacity utilization rates can have a significant effect on our business. Accordingly, our ability to maintain or enhance gross margins continues to depend, in part, on maintaining satisfactory capacity utilization rates. In turn, our ability to maintain satisfactory capacity utilization depends on the demand for our products, the volume of orders we receive, and our ability to offer products that meet our customers' requirements at competitive prices. If current or future production capacity fails to match current or future customer demands, our facilities would be underutilized, our sales may not fully cover our fixed overhead expenses, and we would be less likely to achieve anticipated gross margins. If forecasts and assumptions used to support the implied fair value of goodwill or realizability of our long-lived assets including intangible assets change, we may incur significant impairment charges, which would adversely affect our results of operations and financial condition, as we have experienced.

In addition, we generally schedule our production facilities at less than full capacity to retain our ability to respond to unexpected additional quick-turn orders. However, if these orders are not received, we may forego some production and could experience continued excess capacity. If we conclude that we have significant, long-term excess capacity, we may decide to permanently close one or more of our facilities, and lay off some of our employees. Closures or lay-offs could result in our recording restructuring charges such as severance and other exit costs, and asset impairments.

IF OUR CUSTOMERS CHOOSE TO PROVIDE MANUFACTURING SERVICES IN-HOUSE, OUR RESULTS OF OPERATIONS COULD SUFFER. Our business has benefited from OEMs deciding to outsource their EMS needs to us. Our future revenue growth depends, in part, on new outsourcing opportunities from OEMs. Current and prospective customers continuously evaluate our performance against other providers. They also evaluate the potential benefits of manufacturing their products themselves. To the extent that outsourcing opportunities are not available either due to OEM decisions to produce these products themselves or to use other providers, our financial results and prospects could be materially adversely affected.

WE MAY NOT BE ABLE TO MAINTAIN THE ENGINEERING, TECHNOLOGICAL AND MANUFACTURING CAPABILITIES REQUIRED BY OUR CUSTOMERS IN THE FUTURE. The markets for our manufacturing and engineering services are characterized by rapidly changing technology and evolving process development. The continued success of our business will depend upon our ability to:

- hire and retain qualified engineering and technical personnel
- maintain and enhance our technological leadership
- develop and market manufacturing services that meet changing customer needs

Although we believe that our operations provide the assembly and testing technologies, equipment and processes that are currently required by our customers, there is no certainty that we will develop the capabilities required by our customers in the future. The emergence of new technology, industry standards or customer requirements may render our equipment, inventory or processes obsolete or uncompetitive; or we may have to acquire new assembly and testing technologies and equipment to remain competitive. The acquisition and implementation of new technologies and equipment may require significant expense or capital investment that could adversely affect our operating results, as could our failure to anticipate and adapt to our customers' changing technological requirements.

FAILURE TO ATTRACT AND RETAIN KEY PERSONNEL AND OTHER SKILLED EMPLOYEES COULD MATERIALLY ADVERSELY AFFECT OUR BUSINESS. Our continued success depends to a large extent on our ability to recruit, train, and retain skilled employees, particularly executive management and technical employees. The competition for these

individuals is significant; hence the loss of the services of certain of these key employees or an inability to attract or retain qualified employees could negatively impact us. We only have employment agreements with a few employees, including W. Barry Gilbert, our Chief Executive Officer, Donald S. Doody, our Executive Vice President and Craig Pfefferman, Vice President of Business Development – Aerospace and Defense, and an engagement letter by which Insero & Company CPAs P.C. provides us with the services of Vincent A. Leo, our Chief Financial Officer.

FAILURE TO COMPLY WITH CURRENT AND FUTURE GOVERNMENTAL REGULATIONS RELATED TO DEFENSE, HEALTH AND SAFETY AND THE ENVIRONMENT COULD IMPAIR OUR OPERATIONS OR CAUSE US TO INCUR SIGNIFICANT EXPENSE. We are subject to a variety of United States government regulations that control the export and import of defense-related articles and services, as well as federal, state and local regulatory requirements relating to employee occupational health and safety, and environmental and waste management regulations relating to the use, storage, discharge and disposal of hazardous materials used in our manufacturing process. To date, the cost to the Company of such compliance has not had a material impact on our business, financial condition or results of operations. However, violations may occur in the future as a result of human error, equipment failure or other causes. Further, we cannot predict the nature, scope or effect of environmental legislation or regulatory requirements that could be imposed in the future, or how existing or future laws or regulations will be administered or interpreted. Compliance with more stringent laws or regulations, as well as more vigorous enforcement policies of regulatory agencies, could require substantial expenditures by the Company and could have a material adverse effect on our business, financial condition and results of operations. If we fail to comply with any present or future regulations, we could be subject to future liabilities or the suspension of production which could have a material adverse effect on our results of operations. While we are not currently aware of any violations, such regulations could restrict our ability to expand our facilities or could require us to acquire costly equipment, or to incur other significant compliance-related expenses.

IF WE ARE UNABLE TO MAINTAIN EFFECTIVE INTERNAL CONTROL OVER OUR FINANCIAL REPORTING, THE REPUTATIONAL EFFECTS COULD MATERIALLY ADVERSELY AFFECT OUR BUSINESS. Under the provisions of Section 404(a) of the Sarbanes-Oxley Act of 2002, as amended by the Dodd Frank Wall Street Reform and Consumer Protection Act of 2010, the SEC adopted rules requiring public companies to perform an evaluation of Internal Control over Financial Reporting (Internal Controls) and to report on our evaluation in our Annual Report on Form 10-K. Our Internal Controls constitute a process designed to provide reasonable assurance regarding the reliability of financial reporting and the preparation of financial statements in accordance with GAAP. However, as discussed in greater detail in Item 9A of this Form 10-K, the Company identified a material weakness in its Internal Controls resulting in restatement of its consolidated financial statements for fiscal 2012, related quarterly periods, and the first quarter of fiscal 2013. If our remediation of such reported material weakness is ineffective, or if in the future we are unable to maintain effective Internal Controls, additional resulting material restatements could occur, regulatory actions could be taken, and a resulting loss of investor confidence in the reliability of our financial statements could materially adversely affect the value of our common stock. We may be required to expend substantial funds and resources in order to rectify any deficiencies in our Internal Controls. Further, if lenders lose confidence in the reliability of our financial statements it could have a material adverse effect on our ability to fund our operations.

THE RESTATEMENT OF OUR FINANCIAL STATEMENTS COULD NEGATIVELY IMPACT OUR BUSINESS, REPUTATION AND FINANCIAL CONDITION. As discussed in the Explanatory Note and “Note 2 - Restatement of Consolidated Financial Statements” to the consolidated financial statements accompanying our Annual Report on Form 10-K/A filed July 3, 2013 (“Restated 10-K/A”) and in “Note 2 – Restatement of Consolidated Financial Statements” (“Note 2”) to the unaudited interim consolidated financial statements accompanying our Quarterly Report on Form 10-Q/A filed July 3, 2013 (“Restated 10-Q/A”), we restated our consolidated financial statements and our unaudited interim consolidated financial statements to make corrections in those financial statements for the fiscal year ended September 30, 2012, and for the fiscal quarter and year-to-date periods ended December 30, 2011, March 30, 2012, June 29, 2012 and December 28, 2012 (collectively, the “Restated Periods”). The corrections relate to an error made in our accounting for work-in-process inventory at our subsidiary, SCB, as further discussed in Note 2. The restatement may, among other impacts, affect investor confidence in the accuracy of our financial disclosures and may raise reputational issues for our business. The restatement process was highly time and resource-intensive and involved a significant amount of attention from management as well as significant legal and accounting costs. Although we have completed the restatement, the Company is responding to a now formal investigation by the staff of the SEC and an amended complaint in a now consolidated shareholder class action originally filed June 28, 2013 in the United States District Court, Southern District of New York, against the Company and its CEO and CFO seeking unspecified compensatory damages. The Company could be subject to additional shareholder, governmental, or other actions in connection with the restatement or other matters, and the restatement could result in the delisting of our stock from the NYSE MKT (the “Exchange”) if the Company fails to meet any Exchange listing standard, or fails to comply with its listing agreement with the Exchange, during the twelve months ending July 9, 2014. Any such proceedings will, regardless of the outcome, consume a significant amount of our internal resources and result in additional legal, accounting, insurance and other costs. In addition, the restatement and related matters could impair our reputation, could cause our customers, including the government contractors with which we deal, to lose confidence in us or cause a default under our contractual arrangements with those customers, and could make it more difficult to attract and retain qualified individuals to serve on the board of directors or as executive officers. Each of these occurrences could have a material adverse effect on our business, results of operations, financial condition and stock price and could cause a default under the Company’s arrangements with Manufacturers and Traders Trust Company (“M&T

Bank”) with respect to which, if the Bank chooses to exercise its remedies, the Company may not be able to obtain replacement financing or continue its operations.

RECENT AND FUTURE CHANGES IN SECURITIES LAWS AND REGULATIONS MAY INCREASE COSTS. As a U.S. public company registered with the SEC under the Exchange Act, we incur significant legal, financial, accounting and other expenses. In addition, the Sarbanes-Oxley Act, as well as rules subsequently implemented by the SEC and listing requirements subsequently adopted by the NYSE MKT in response to the Sarbanes-Oxley Act, have required changes in internal control and disclosure control policies and procedures, and audit committee practices of most public companies. More recently, the Dodd-Frank Act has required and will require changes to our compliance practices and SEC reporting. We anticipate that these requirements may make it more difficult and expensive for us to obtain director and officer liability insurance. These developments also may result in the Company having difficulty attracting and retaining qualified individuals to serve on the board of directors or as executive officers, and could increase the difficulty and expense involved in retaining third-party advisers, such as compensation consultants. We expect to incur increased costs associated with the compliance and implementation of procedures under these laws, regulations and listing requirements, including additional legal, financial and accounting costs, which could have a material adverse effect on our results of operations.

THE AGREEMENTS GOVERNING OUR DEBT CONTAIN VARIOUS COVENANTS THAT IMPACT THE OPERATION OF OUR BUSINESS. The agreements and instruments governing our secured bank credit facility with M&T Bank (“Credit Facility”) and other existing debt contain various covenants that, among other things, require us to comply with certain financial covenants including maintenance of minimum earnings before interest, taxes, depreciation, amortization, rent payments and stock compensation expense (“EBITDARS”), limits on the ratio of debt to EBITDARS, and maintenance of a fixed charge coverage ratio (collectively, “Financial Covenants”). The agreements and instruments governing the Credit Facility require financial and other reporting, contain limitations on revolving loan borrowings and restrict or limit our ability to:

- incur debt
- incur or maintain liens
- make acquisitions of businesses or entities
- make investments, loans or advances
- enter into guarantee agreements
- engage in mergers, consolidations or certain sales of assets
- engage in transactions with affiliates
- pay dividends or engage in stock redemptions or repurchases
- make capital expenditures

The Credit Facility is secured by a general security agreement covering the assets of the Company and its subsidiaries, a pledge of the Company’s equity interest in its subsidiaries, a negative pledge on the Company’s real property, and a guarantee by the Company’s subsidiaries, all of which restrict use of these assets to support other financial instruments.

In connection with the restatement of our financial statements described above in “The Restatement Of Our Financial Statements Could Negatively Impact Our Business, Reputation and Financial Condition ” (the “Restatement Risk Factor”), M&T Bank waived the defaults under the Credit Facility caused by (i) our failure to provide financial statements in accordance with generally accepted accounting principles for fiscal 2012, the quarterly periods during fiscal 2012, and the first fiscal quarter of 2013, (ii) our non-compliance with Financial Covenants for the fiscal quarter ended March 29, 2013, and (iii) our failure to timely deliver the financial statements for the fiscal quarter ended March 29, 2013 provided that such financial statements were delivered on or before July 15, 2013. M&T Bank also amended the Financial Covenants for measurement periods starting with the fiscal quarter ending June 28, 2013. In connection with our 2013 fiscal year end, M&T Bank further waived compliance with certain Financial Covenants and further amended certain covenants. The debt to EBITDARS ratio was amended for measurement periods ending December 13, 2013 through and including September 29, 2014. The fixed charge coverage ratio was amended for measurement periods ending March 28, 2014 through and including September 29, 2014. If the Company is not in compliance with all of our debt covenants, and if M&T Bank chooses to exercise its remedies, M&T Bank could accelerate our primary indebtedness which could cause cross-defaults under subordinate indebtedness, causing a material adverse effect on our financial condition including, our inability to obtain replacement financing or continue operations. Our ability to comply with covenants contained in our Credit Facility and other existing debt may be affected by matters described in the Restatement Risk Factor as well as events beyond our control, including prevailing economic, financial and industry conditions.

A FAILURE OF OUR INFORMATION TECHNOLOGY SYSTEMS COULD MATERIALLY ADVERSELY AFFECT OUR BUSINESS. A failure or prolonged interruption in our information technology systems that compromises our ability to meet our customers’ needs, or impairs our ability to record, process and report accurate information could have a material adverse effect on our financial condition.

A BREACH OF OUR CYBERSECURITY SYSTEMS COULD MATERIALLY ADVERSELY AFFECT OUR BUSINESS. A breach that compromises proprietary customer data impedes, our ability to meet our customers’ needs, or impairs our ability to record, process and report accurate information to the SEC could have a material adverse effect on our financial condition.

OUR STOCK PRICE MAY BE VOLATILE DUE TO FACTORS BEYOND OUR CONTROL. Our common stock is traded on the NYSE MKT. The market price of our common stock has fluctuated substantially in the past and could fluctuate substantially in the future, based on a variety of factors, including future announcements concerning us or our key customers or competitors, governmental regulations, litigation and/or regulatory investigations and other proceedings, fluctuations in quarterly operating results, general conditions in the EMS industry and economy in general, and other Risk Factors set forth above.

Item 1B. UNRESOLVED STAFF COMMENTS

Not applicable to smaller reporting companies.

Item 2. PROPERTIES

We own or lease properties in four locations that together house our administrative offices (“AO”), engineering (“E”), manufacturing (“M”), warehouse (“W”) and distribution (“D”) functions, as follows:

<u>Location</u>	<u>Principal Use</u>	<u>Building SF</u>	<u>Owned/Leased</u>	<u>Lease Expiration</u>
Newark, New York	AO,E,M,W,D	235,000	Owned	N/A
Rochester, New York	M,W,D	47,000	Leased	July 31, 2014
Albuquerque, New Mexico	AO,E,M,W,D	72,000	Owned	N/A
Bell Gardens, California	AO,E,M,W,D	42,000	Leased	September 30, 2018

Our properties are generally in good condition and are suitable for their intended purpose. Wire and Cable’s operations that were previously conducted at the Victor, New York facility were consolidated to the Newark, New York facility during November 2012. The Victor, New York facility’s lease expired in December 2012. Subsequent to the close of fiscal 2013 we purchased the Rochester, New York property.

Item 3. LEGAL PROCEEDINGS

As discussed in “Note 2 – Restatement of Consolidated Financial Statements” to the consolidated financial statements included in this Form 10-K, the Company restated its financial statements. In connection with the restatement, the Audit Committee conducted an independent review of the underlying facts and circumstances, and the Company is responding to a now formal investigation by the staff of the SEC relating to the restatement and other matters and an amended complaint in a now consolidated shareholder class action originally filed June 28, 2013 in the United States District Court, Southern District of New York, against the Company and its CEO and CFO seeking unspecified compensatory damages. While the Company believes the complaint is without merit, it is too early to determine the potential outcome.

From time to time, the Company may be involved in other legal action in the ordinary course of its business, but management does not believe that any such other proceedings commenced through the date of the financial statements included in this Form 10-K, individually or in the aggregate, will have material adverse effect on the Company’s consolidated financial position.

Item 4. MINE SAFETY DISCLOSURES

Not Applicable

EXECUTIVE OFFICERS OF THE REGISTRANT

IEC's executive officers at September 30, 2013 were as follows:

	<u>Age</u>	
W. Barry Gilbert	67	Chief Executive Officer and Chairman of the Board
Donald S. Doody	46	Executive Vice President
Vincent A. Leo	52	Chief Financial Officer

W. Barry Gilbert has served as IEC’s Chief Executive Officer since January 2004, and served as Acting Chief Executive Officer from June 2002 until that time. He has served on the board of directors of IEC since February 1993, and Chairman of the Board since February 2001. He is an adjunct faculty member at the William E. Simon School of Business of the University of Rochester. Mr. Gilbert previously held the position of President of the Thermal Management Group of Bowthorpe Plc. (now known as Spirent Plc.) and was corporate Vice President and President of the Analytical Products Division of Milton Roy Company, a manufacturer of analytical instrumentation. He holds an MBA from the University of Rochester.

Donald S. Doody has served as Executive Vice President of IEC since October 2010. He joined IEC in November 2004 as Vice President of Operations and was appointed Senior Vice President of Operations in May 2008. Before joining IEC, Mr. Doody had more than 15 years of experience in manufacturing leadership roles in companies supporting the Medical, Industrial and Military markets. He held positions of Master Black Belt and Supplier Quality Engineer at GE Transportation and Industrial Systems. He was a Senior Manufacturing Engineer at Plexus Corporation, and then became Vice President and General Manager of MCMS's North Carolina facility. When Plexus acquired MCMS, Mr. Doody was appointed to lead Lean and Six Sigma initiatives throughout the company. Mr. Doody holds an M.S. degree in Industrial Sciences from Colorado State University.

Vincent A. Leo joined IEC in January 2012 as Interim Chief Financial Officer pursuant to an engagement letter dated December 28, 2011 between the Company and Inero & Company CPAs, P.C. ("Inero"), as amended May 25, 2012, and was appointed Chief Financial Officer in May 2012. Mr. Leo also is a partner and shareholder of Inero and has more than 29 years of experience leading attest and outsourced accounting services for publically traded and privately held businesses. He joined Inero as a partner and shareholder during 2002 from Arthur Andersen, LLP where he was a Partner in their Rochester office. Mr. Leo holds a Bachelor of Science, Accounting degree from Niagara University and is licensed as a Certified Public Accountant in New York and Connecticut.

PART II

Item 5. MARKET FOR REGISTRANT'S COMMON EQUITY, RELATED STOCKHOLDER MATTERS, AND ISSUER PURCHASES OF EQUITY SECURITIES

(a) Market Information

IEC's common stock trades on the NYSE MKT, LLC ("NYSE MKT") under the symbol "IEC".

The following table sets forth, for the fiscal quarters indicated, the high and low sales prices for IEC's common stock as reported on the NYSE MKT.

<u>IEC Closing Stock Prices</u>	<u>Low</u>	<u>High</u>
<u>Fiscal Quarters</u>		
Fourth 2013	\$ 3.09	\$ 4.07
Third 2013	2.92	5.90
Second 2013	5.03	7.20
First 2013	6.50	7.35
Fourth 2012	\$ 5.69	\$ 7.12
Third 2012	4.76	6.30
Second 2012	4.63	5.62
First 2012	4.65	6.05

IEC's closing price on the NYSE MKT on December 12, 2013, was \$4.32 per share.

(b) Holders

As of December 12, 2013 there were approximately 220 holders of record of IEC's common stock. This figure does not include an estimate of the indeterminate number of beneficial holders whose shares may be held of record by brokerage firms and clearing agencies.

(c) Dividends

IEC does not pay dividends on its common stock, as it is the Company's current policy to retain earnings for use in the business. Furthermore, certain covenants in IEC's credit agreement with Manufacturers and Traders Trust Company includes certain restrictions on the Company's ability to pay cash dividends. The Company does not expect to pay cash dividends on shares of its common stock in the foreseeable future.

(d) Issuance of Unregistered Securities

None

(e) Repurchases of IEC Securities

The Company did not repurchase any shares during the fourth quarter of the fiscal year ended September 30, 2013.

Item 6. SELECTED CONSOLIDATED FINANCIAL DATA

	Years Ended September 30,				
	2013	2012	2011	2010	2009
<i>(amounts in thousands, except per share data)</i>		<i>(restated)</i>	(a)	(b)	
Net sales	\$ 140,946	\$ 144,963	\$ 133,296	\$ 96,674	\$ 67,811
Gross profit	17,677	26,306	25,757	16,263	10,826
Operating profit/(loss)	(13,835)	10,541	10,389	7,687	4,820
Income/(loss) before income taxes	(15,052)	10,364	9,816	7,055	4,718
Provision/(benefit) for income taxes	(5,522)	3,670	3,056	2,400	(238)
Net income/(loss)	<u>\$ (9,530)</u>	<u>\$ 6,694</u>	<u>\$ 6,760</u>	<u>\$ 4,655</u>	<u>\$ 4,956</u>
Gross margin as a % of sales	12.5%	18.1%	19.3%	16.8%	16.0%
Operating profit as % of sales	-9.8%	7.3%	7.8%	8.0%	7.1%
Net income/(loss) per share: (c)					
Basic	\$ (0.98)	\$ 0.69	\$ 0.71	\$ 0.52	\$ 0.57
Diluted	(0.98)	0.67	0.68	0.48	0.52
Common and common equivalent shares:					
Basic	9,712	9,664	9,461	8,990	8,729
Diluted	9,712	9,969	9,968	9,608	9,554
Working capital	\$ 31,592	\$ 19,320	\$ 17,292	\$ 17,712	\$ 11,390
Total assets	88,935	87,898	85,820	55,682	34,469
Long-term debt (excluding current portion)	34,026	21,104	28,213	15,999	6,600
Stockholders' equity	31,994	40,796	33,686	25,419	20,254

(a) IEC acquired the assets of Southern California Braiding Company, Inc. on December 17, 2010.

(b) IEC acquired General Technology Corporation (now IEC-Albuquerque) on December 16, 2009, and purchased the assets of Celmet Co., Inc. on July 30, 2010.

(c) In 2009, net income per share included the favorable effects of reductions in IEC's deferred tax valuation allowance.

Item 7. MANAGEMENT'S DISCUSSION AND ANALYSIS OF FINANCIAL CONDITION AND RESULTS OF OPERATIONS

The information in this Management's Discussion & Analysis should be read in conjunction with the accompanying Consolidated Financial Statements, the related Notes and the five-year summary of Selected Consolidated Financial Data. Forward-looking statements in this Management's Discussion and Analysis are qualified by the cautionary statement preceding Item 1 of this Form 10-K and the risk factors identified in Item 1A.

Prior Restatement

The Company previously disclosed in its Annual Report on Form 10-K/A ("Form 10-K/A") and Quarterly Report on Form 10-Q/A ("Form 10-Q/A"), both filed with the SEC on July 3, 2013, that it restated its financial statements for the periods described therein because the Company was incorrectly accounting for work-in-process inventory at one of its subsidiaries, SCB. The Company restated: (i) its previously issued consolidated financial statements for the fiscal year ended September 30, 2012 ("FY 2012"), as included in the Company's Annual Report on Form 10-K for FY 2012, as well as the unaudited interim consolidated financial statements as of and for the fiscal quarter and year-to-date periods ended December 30, 2011 ("Q1-2012"), March 30, 2012 ("Q2-2012") and June 29, 2012 ("Q3-2012") (collectively, the "2012 Restated Periods") as included in its Quarterly Reports on Form 10-Q for Q-1 2012, Q-2 2012 and Q-3 2012, and (ii) its previously issued financial statements for the quarter ended December 28, 2012 ("Q1-2013") as included in its Quarterly Report on Form 10-Q for Q1-2013. Comparative information for the Fiscal 2012 Restated Periods, as well as for Q1-2013, included in this Form 10-K reflect information contained in the financial statements as so restated.

Three Months Ended September 30, 2013 and 2012 (Fourth Fiscal Quarter)

A summary of selected income statement amounts for the three months ended follows:

Income Statement Data <i>(in thousands)</i>	Three Months Ended	
	September 30, 2013	September 30, 2012 <i>(restated)</i>
Net sales	\$ 39,122	\$ 37,062
Gross profit	5,454	6,174
Selling and administrative expenses	3,761	3,579
Impairment of goodwill and other intangibles	14,217	-
Restatement and related expenses	625	-
Interest and financing expense	522	297
Other expense	-	1
Income/(loss) before income taxes	(13,671)	2,297
Provision for/(benefit from) income taxes	(5,004)	711
Net income	\$ (8,667)	\$ 1,586

As more fully described in Note 2 – Restatement of Consolidated Financial Statements to the consolidated financial statements included in this Form 10-K, the Company has restated its financial statements for the three month period and year ended September 30, 2012.

A summary of sales, according to the market sector within which IEC's customers operate, follows:

% of Sales by Sector	Three Months Ended	
	September 30, 2013	September 30, 2012
Military & Aerospace	49%	50%
Medical	20%	21%
Industrial	22%	22%
Communications & Other	9%	7%
	<u>100%</u>	<u>100%</u>

Revenue increased in the fourth quarter of fiscal 2013 by \$2.1 million or 5.6% as compared to the fourth quarter of the prior fiscal year. Aggregate revenue increases in the communications & other market sector of \$1.1 million as well as increases in all other market sectors resulted in the increase. The increase in the communications & other market sector was primarily due to a \$1.8 million increase in a program for one of our telecom customers that ramped up in fiscal 2013. The increase was partially offset by decreased demand from two customers. One of the communications customers is now producing a component part in house due to its decreased end customer demand and the other has implemented a strategic initiative to move some of its assembly work off-shore. The increase in the industrial market sector of \$0.4 million was primarily due to fluctuations in demand for various customers. Revenue for the medical market sector increased \$0.4 million primarily due to increased demand from two customers for ongoing programs partially offset by decreased demand from a customer upon completion of the customer's product recall program. The net increase in military & aerospace revenue was \$0.2 million. Military & aerospace revenue increases of \$4.3 million were primarily related to new programs from existing customers. These increases were partially offset by decreases from some of our military customers aggregating \$2.9 million due to lack of government funding. Also offsetting these increases were decreases aggregating \$1.1 million from military & aerospace customers, primarily due to a customer who chose to manufacture products in house due to its decreased end customer demand.

Our fourth fiscal quarter gross profit decreased \$0.7 million over the prior fiscal year, and decreased to 13.9% of sales from 16.7% of sales in the fourth quarter of the prior fiscal year. An unfavorable change in product mix in the fourth quarter of the current year caused a portion of the decrease. This shift in product mix is the result of several factors. One of these factors is increased revenue in the telecom industry, for which we earn lower margins. We expect gross profit as a percent of revenue in this industry to remain somewhat consistent with the fourth fiscal quarter. Shifts in volume between programs within other market sectors also impacted gross profit. Throughout fiscal 2013, we maintained a level of overhead in our business to support higher sales expected in future periods. We obtained orders from a number of new customers and additional operating locations for existing customers during the second half of fiscal 2013 which resulted in higher overhead costs due to the upfront investment required to establish new programs. Most programs become more profitable after they ramp up and we expect that trend to continue.

Selling and administrative ("S&A") expense is presented excluding Restatement and related expenses discussed below. S&A expense increased \$0.2 million, and represents 9.6% of sales in the fourth quarter of fiscal 2013, compared to 9.7% of sales in the same quarter of the prior fiscal year. The increase in S&A expense for the fourth quarter of fiscal 2013 was primarily increased wage and related expenses. The net increase in wage and related expenses was due to increased medical insurance costs partially offset by decreases resulting from changes in the company's organizational structure made during the second quarter of the current fiscal year.

During the fourth quarter of fiscal 2013, we recorded impairment charges of \$14.2 million relating to our SCB reporting unit. \$11.8 million of the impairment charge relates to goodwill and \$2.4 million relates to a customer relationship intangible asset. The impairment analysis and resulting charges are due to slower than anticipated growth and poor operating performance at SCB, as well as market uncertainties and strategic changes made by the Company as more particularly discussed in Note 6 – Intangible Assets and Note 7 – Goodwill to the consolidated financial statements included in this Form 10-K. While the strategic change to direct future military & aerospace revenue growth to our Albuquerque reporting unit contributed to an impairment for our SCB reporting unit, it is intended to improve overall profitability for the consolidated company. Although uncertainties in the military & aerospace market sector will likely continue, the majority of our military & aerospace customers participate in complex, advanced technology programs including unmanned vehicles, space defense and space exploration, which we expect to be continued over the long term.

Restatement and related expenses of \$0.6 million in the fourth quarter of fiscal 2013 represent third party legal and accounting fees directly attributable to the restatement as well as other matters arising from the restatement including those more fully described in Note 17-Litigation to the accompanying consolidated financial statements. We anticipate elevated levels of legal expenses due to the restatement and other matters (including the now formal SEC investigation and consolidated shareholder class action) for the foreseeable future.

Interest expense increased \$0.2 million compared to the same quarter of the prior fiscal year. IEC's average outstanding debt balances increased to \$35.3 million for the fourth quarter of fiscal 2013 from \$28.4 million for the same quarter of the prior fiscal year. Average borrowings in the fourth quarter of fiscal 2013 were higher than the fourth quarter of the prior fiscal year primarily due to increased borrowings on the revolver to fund operations. The weighted average interest rate on IEC's debt, excluding the impact of the interest rate swap, was 0.05% higher than in the fourth quarter of the prior fiscal year. Interest expense in the fourth quarter of fiscal 2013 was also impacted by covenant waiver fees. Detailed information regarding our borrowings, including a summary of modifications in the Fourth Amended and Restated Credit Facility Agreement, is provided in Note 8 - Credit Facilities to the consolidated financial statements included in this Form 10-K.

The benefit from income taxes was \$5.0 million for the fourth quarter of fiscal 2013 as compared to provision for income taxes of \$0.7 million for the fourth quarter of the prior fiscal year. The decrease is the result of a decrease in pretax loss in fiscal 2013 and a higher effective tax rate. Our effective tax rate for the fourth quarter of fiscal 2013 is 36.6% compared to 31% in fiscal 2012. Our federal

statutory rate of 34% was increased by the benefit from state income tax as well as increases in state tax credits, partially offset by an adjustment to deferred tax assets resulting from an IRS audit.

With respect to tax payments, in the near term IEC expects to be sheltered by sizable net operating loss (“NOL”) carryforwards for federal and New York state income tax purposes. At the end of fiscal 2013, the carryforwards amounted to approximately \$16.2 million and \$26.1 million for federal and New York State, respectively. The carryforwards expire in varying amounts between 2021 and 2025 unless utilized prior to these dates.

Years Ended September 30, 2013 and 2012

A summary of selected income statement amounts for the fiscal years ended follows:

Income Statement Data <i>(in thousands)</i>	Years Ended	
	September 30, 2013	September 30, 2012 <i>(restated)</i>
Net sales	\$ 140,946	\$ 144,963
Gross profit	17,677	26,306
Selling and administrative expenses	15,453	15,765
Impairment of goodwill and other intangibles	14,217	-
Restatement and related expenses	1,842	-
Interest and financing expense	1,170	1,227
Other expense/(income)	47	(1,050)
Income/(loss) before income taxes	(15,052)	10,364
Provision for/(benefit from) income taxes	(5,522)	3,670
Net income/(loss)	\$ (9,530)	\$ 6,694

As more fully described in Note 2 – Restatement of Consolidated Financial Statements to the consolidated financial statements included in this Form 10-K, the Company has restated its financial statements for the three month period and year ended September 30, 2012.

A summary of sales, according to the market sector within which IEC's customers operate, follows:

% of Sales by Sector	Years Ended	
	September 30, 2013	September 30, 2012
Military & Aerospace	51%	43%
Medical	20%	22%
Industrial	21%	25%
Communications & Other	8%	10%
	100%	100%

Revenue decreased compared to the prior fiscal year by \$4.0 million or 2.8%. Revenue decreases in the industrial, medical and communications & other market sectors were partially offset by increased revenue in the military & aerospace market sector of \$9.0 million. Revenue for the industrial market sector decreased \$7.3 million primarily due to decreases in demand from two customers. Both customers are experiencing decreased end customer demand and one customer also made a strategic decision to dual source product to mitigate risk. Revenue for the medical market sector decreased \$3.7 million primarily due to decreased demand from a customer due to completion of its product recall program partially offset by increased demand from two customers for ongoing programs, one of which was just beginning to ramp up in the fourth quarter of fiscal 2012. Revenue for the communications and other market sector also decreased by \$2.0 million. Decreased demand from three customers caused a decrease of \$7.3 million, which was partially offset by increased revenue of \$5.7 million from a relatively new telecom customer whose program ramped up in fiscal 2013. The decrease for one of the communications customers is caused by a decision to produce a component part in house due to decreased demand from its end customer. Another customer has implemented a strategic initiative to move some of its assembly work off-shore.

Military & aerospace revenue increased \$9.0 million and represented 51% of revenue in fiscal 2013 compared to 43% in fiscal 2012. Increases of \$14.4 million in military & aerospace revenue were due to new programs from existing customers and revenue from new customers. Additional increases of \$3.5 million were due to increased volumes for ongoing programs. These increases were partially offset by decreases at other customers. A \$3.3 million decrease in revenue from one of our aerospace customers was due to the move of some production back in house to use excess capacity created by decreased end customer demand. Decreases aggregating \$2.5 million at three of our military customers were due to reduced government funding. Additional decreases include lower demand from four of our military customers aggregating \$3.3 million.

Our gross profit decreased \$8.6 million from the prior fiscal year, and decreased to 12.5% of sales from 18.1% of sales in the prior fiscal year. An unfavorable change in product mix caused a portion of the decrease. This shift in product mix is the result of several factors. Revenue in the telecom industry, for which we earn lower margins, has increased. Technical problems that impacted gross profit related to the above-referenced telecom customer earlier in fiscal 2013 have been resolved. We expect gross profit as a percent of revenue in the telecom industry to remain somewhat consistent with the current fiscal year. Revenue from programs for some of our military customers for which we earn lower margins also increased. Various other factors also contributed to the decrease in gross profit. We earn a lower gross profit at one of our large industrial customers due to pricing pressures and maturing programs. In the prior year, we began supplying components for a major program for this customer. Higher sales prices paid by this customer in the early stages of this program have decreased as the program matures. Lower than anticipated sales volumes at some locations during the first half of fiscal 2013 reduced leverage on fixed manufacturing costs as well as indirect labor. Despite this, we have continued to maintain overhead to support higher sales expected in future periods. We obtained orders from a number of new customers and additional operating locations of existing customers during the second half of fiscal 2013 which resulted in higher overhead costs due to the upfront investment required to establish new programs. We expect the majority of these programs to ramp up and begin producing revenue in the first and second quarters of fiscal 2014. Most programs become more profitable as they mature and we expect that trend to continue. There was no material impact of inflation or price volatility for fiscal 2013 and 2012.

S&A expense is presented excluding Restatement and related expenses discussed below. S&A expense decreased \$0.3 million and represented 11.0% of sales for the current fiscal year compared to 10.9% of sales in the prior fiscal year. Lower bonus and commission expense primarily caused by lower sales volumes was the reason for the decrease. Organizational changes implemented during the second quarter of the current fiscal year resulted in no net impact on S&A expense for the current fiscal year as severance costs were offset by cost savings subsequent to implementation of the changes.

During the fourth quarter of fiscal 2013, we recorded impairment charges of \$14.2 million relating to our SCB reporting unit. \$11.8 million of the impairment charge relates to goodwill and \$2.4 million relates to a customer relationship intangible asset. The impairment analysis and resulting charges are due to slower than anticipated growth and poor operating performance at SCB, as well as market uncertainties and strategic changes made by the Company as more particularly discussed in Note 6 – Intangible Assets and Note 7 – Goodwill to the consolidated financial statements included in this Form 10-K. While the strategic change to direct future military & aerospace revenue growth to our Albuquerque reporting unit contributed to an impairment for our SCB reporting unit, it is intended to improve overall profitability for the consolidated company. Although uncertainties in the military & aerospace market sector will likely continue, the majority of our military & aerospace customers participate in complex, advanced technology programs including unmanned vehicles, space defense and space exploration, which we expect to be continued over the long term.

Restatement and related expenses of \$1.8 million in fiscal 2013 represent third party legal and accounting fees directly attributable to the restatement as well as other matters arising from the restatement including those more fully described in Note 17-Litigation to the accompanying consolidated financial statements. We anticipate elevated levels of legal expenses due to the restatement and other matters (including the now formal SEC investigation and consolidated shareholder class action) for the foreseeable future.

Interest expense was flat at \$1.2 million in the current and prior fiscal year. Decreases in interest expense due to increases in the fair value of the interest rate swap of \$0.3 million during the year, were offset by higher debt balances and covenant waiver fees. IEC's average outstanding debt balance increased to \$31.5 million for the current fiscal year from \$30.7 million for the prior fiscal year. Average borrowings in fiscal 2013 were higher than the prior fiscal year primarily due to increased borrowings on the revolver to fund operations. The weighted average interest rate on IEC's debt, excluding the impact of the interest rate swap, was 0.15% lower than in the prior fiscal year. Detailed information regarding our borrowings, including a summary of modifications in the Fourth Amended and Restated Credit Facility Agreement, is provided in Note 8 - Credit Facilities to the consolidated financial statements included in this Form 10-K.

The other (income)/expense category of IEC's income statement reflects non-operating items such as acquisition costs and various gains and losses. In the prior fiscal year, \$1.1 million of income was recorded for contingent consideration owed to IEC by the sellers of Southern California Braiding Company, Inc. The income was the result of a shortfall in SCB's calendar-year 2011 sales as compared to a target specified in the acquisition agreement.

The benefit from income taxes was \$5.5 million for the current fiscal year as compared to a provision for income taxes of \$3.7 million for the prior fiscal year, primarily resulting from a decrease in pretax income/(loss). Our effective tax rate for the current fiscal year is a benefit of 36.7% compared to a provision of 35.4% in fiscal 2012. Our federal statutory rate of 34% was increased by the benefit from state income tax as well as increases in state tax credits, partially offset by an adjustment to deferred tax assets resulting from an IRS audit.

Liquidity and Capital Resources (Years Ended September 30, 2013 and 2012)

Capital Resources

As of September 30, 2013 outstanding capital expenditure commitments were \$2.7 million. This includes a commitment to purchase our Celmet facility, which was previously leased, for \$1.3 million. As more fully described in Note 8-Credit Facilities to the consolidated financial statements included in this Form 10-K, we entered into a term loan to fund this purchase subsequent to the end of fiscal 2013. The majority of our remaining commitments are for manufacturing equipment including upgrades and replacement of existing equipment. We generally fund capital expenditures with cash flow from operations and our revolving credit facility.

Summary of Cash Flows

Cash Flow Data	Years Ended	
	September 30, 2013	September 30, 2012
<i>(in thousands)</i>		<i>(restated)</i>
Cash and cash equivalents at beginning of period	\$ 2,662	\$ -
Net cash (used in) provided by:		
Operating activities	(4,338)	12,970
Investing activities	(5,082)	(3,034)
Financing activities	9,257	(7,274)
Net (decrease) increase in cash and cash equivalents	(163)	2,662
Cash and cash equivalents at end of period	\$ 2,499	\$ 2,662

Operating activities

Cash flows provided by operations, before considering changes in IEC's working capital accounts was \$4.5 million and \$16.1 million for the years ended September 30, 2013 and 2012, respectively. The decrease was primarily driven by a \$16.2 million decrease in net income, a \$8.9 million lower add-back for deferred taxes and a \$1.1 million decrease in contingent consideration, offset by a \$14.2 million impairment charge of goodwill and intangible assets taken in fiscal 2013 as well as a \$0.5 million increase in depreciation and amortization. Cash flows used by working capital increased from \$3.1 million for the year ended September 30, 2012 to \$8.9 million for the year ended September 30, 2013. An increase of accounts receivable of \$4.9 million and an increase of inventory of \$4.2 million were the primary cause of change in working capital. Accounts receivable increased primarily due to increased revenue during the last month of the fiscal 2013 as compared to fiscal 2012. Inventory levels increased in fiscal 2013 due to additional safety stock at the request of a customer as well as anticipated increased sales in the first quarter of fiscal 2014 over the first quarter of fiscal 2013. The transition from utilization of customer furnished materials to turn-key manufacturing services for a telecom customer that ramped up in fiscal 2013 also caused a portion of the increase.

Investing activities

Cash flows used by investing activities were \$5.1 million and \$3.0 million for the years ended September 30, 2013 and 2012, respectively, primarily related to purchases of equipment and the Celmet building.

Financing activities

Cash flows provided by financing activities were \$9.3 million for the year ended September 30, 2013 and cash flows used in financing activities were \$7.3 million for the year ended September 30, 2012. During the fiscal year 2013, net borrowings under all credit facilities were \$9.2 million. In second quarter of fiscal 2013, we refinanced a portion of our debt with M&T Bank, however, the refinancing did not change the aggregate principal outstanding under the M&T Bank credit agreements. Other key provisions of the financing, including financial covenants, are described in Note 8 – Credit Facilities to the consolidated financial statements included in this Form 10-K. The \$9.2 million in net borrowings was the result of increased revolver borrowings subsequent to the refinancing which were necessary to fund operations.

Credit Facilities

At September 30, 2013, borrowings outstanding under the revolving credit facility (“Revolver”) amounted to \$11.3 million, and the maximum available was \$20.0 million. Borrowings on the Revolver during the current fiscal year were used to fund working capital changes discussed above. The Company believes that its liquidity is sufficient to satisfy anticipated operating requirements during the next twelve months.

The financial covenants in the 2013 Credit Agreement were unchanged from those contained in the 2010 Credit Agreement, and include (i) a minimum level of quarterly EBITDARS, (ii) a ratio of total debt to twelve month EBITDARS (“Debt to EBITDARS Ratio”) that is below a specified limit, and (iii) a minimum fixed charge coverage ratio (“Fixed Charge Coverage Ratio”). EBITDARS is defined as earnings before interest, taxes, depreciation, amortization, rent expense and non-cash stock compensation expense. The 2013 Credit Agreement did not require measurement of financial covenants for the quarter ended December 28, 2012. The Company was not in compliance with these financial covenants at March 29, 2013. The Company was not in compliance with the Debt to EBITDARS Ratio and Fixed Charge Coverage Ratio at June 28, 2013 and September 30, 2013. We have obtained waivers for each period from M&T Bank with respect to such noncompliance. In addition, we obtained amendments to the 2013 Credit Agreement in May 2013, August 2013 and December 2013 which modified Financial Covenants and related definitions as more particularly described in Note 8 – Credit Facilities to the consolidated financial statements contained in this Form 10-K.

Debt Covenant	Limit at		Calculated Amount At	
	September 30, 2013	September 30, 2012	September 30, 2013 (a)	September 30, 2012 <i>(restated)</i>
Quarterly EBITDARS (000s)	Minimum \$1,500	Minimum \$1,500	\$ 2,354	\$ 4,033
Debt to EBITDARS Ratio	Maximum 3.50x	Maximum 3.00x	5.20x	1.65x
Fixed Charge Coverage Ratio (b)	Minimum 1.00x	Minimum 1.25x	0.23x	1.62x

(a) Compliance waived.

(b) The ratio compares (i) 12-month EBITDA plus non-cash stock compensation expense, plus permitted fiscal 2013 restatement related expenses minus unfinanced capital expenditures minus cash taxes paid (Adjusted EBITDA), to (ii) the sum of interest expense, principal payments, sale-leaseback payments and dividends, if any (fixed charges).

A reconciliation of EBITDARS to Net income follows:

	Three Months Ended		Years Ended	
	September 30, 2013	September 30, 2012 <i>(restated)</i>	September 30, 2013	September 30, 2012 <i>(restated)</i>
<i>(in thousands)</i>				
Net income/(loss)	\$ (8,667)	\$ 1,586	\$ (9,530)	\$ 6,694
Restatement related expenses (a)	-	-	1,100	-
Asset impairment (b)	14,217	-	14,217	-
Provision for/(benefit from) income taxes	(5,004)	711	(5,522)	3,670
Depreciation and amortization expense	1,219	1,119	4,793	4,297
Interest expense	522	297	1,170	1,227
Non-cash stock compensation	96	223	590	595
Rent expense - M&T sale-leaseback (c)	(29)	97	259	389
EBITDARS	<u>\$ 2,354</u>	<u>\$ 4,033</u>	<u>\$ 7,077</u>	<u>\$ 16,872</u>

A reconciliation of Adjusted EBITDA to Net income follows:

	Three Months Ended		Years Ended	
	September 30, 2013	September 30, 2012 <i>(restated)</i>	September 30, 2013	September 30, 2012 <i>(restated)</i>
<i>(in thousands)</i>				
Net income/(loss)	\$ (8,667)	\$ 1,586	\$ (9,530)	\$ 6,694
Restatement related expenses (a)	-	-	1,100	-
Asset impairment (b)	14,217	-	14,217	-
Provision for/(benefit from) income taxes	(5,004)	711	(5,522)	3,670
Depreciation and amortization expense	1,219	1,119	4,793	4,297
Interest expense	522	297	1,170	1,227
Non-cash stock compensation	96	223	590	595
Unfinanced capital expenditures	(746)	(588)	(5,103)	(3,080)
Income taxes paid	-	(97)	(367)	(326)
Adjusted EBITDA	<u>\$ 1,637</u>	<u>\$ 3,251</u>	<u>\$ 1,348</u>	<u>\$ 13,077</u>

- (a) Net income as defined by the 2013 Credit Agreement (as amended) is adjusted to add back up to \$1.1 million of legal and accounting fees associated with the restatement.
- (b) Net income as defined by the 2013 Credit Agreement (as amended) is adjusted to exclude the effect of any non-cash loss arising from any write-up or write-down of assets.
- (c) During the fourth quarter of fiscal 2013, we were refunded a payment charged in error during the third quarter of fiscal 2013.

EBITDARS and Adjusted EBITDA are non-GAAP financial measures. They should not be considered in isolation or as a measure of the Company's profitability or liquidity; are in addition to, and are not a substitute for, financial measures under GAAP. EBITDARS and Adjusted EBITDA may be different from non-GAAP financial measures used by other companies, and may not be comparable to similarly titled measures reported by other companies. Non-GAAP financial measures have limitations since they do not reflect all of the amounts associated with the Company's results of operations as determined in accordance with GAAP.

EBITDARS and Adjusted EBITDA do not take into account working capital requirements, capital expenditures, debt service requirements and other commitments, and accordingly, EBITDARS and Adjusted EBITDA are not necessarily indicative of amounts that may be available for discretionary use. We present EBITDARS and Adjusted EBITDA because certain covenants in our credit facilities are tied to that measure. We also view EBITDARS and Adjusted EBITDA as useful measures of operating performance given our large net operating loss carryforward and because, as supplemental measures: (i) they are a basis upon which we assess our liquidity position and performance and (ii) we believe that investors will find the data useful in assessing our ability to service and/or incur indebtedness. We believe that EBITDARS and Adjusted EBITDA, when considered with both our GAAP results and the reconciliation to net income, provides a more complete understanding of our business than could be obtained absent this disclosure.

Off-Balance Sheet Arrangements

IEC is not a party to any material off-balance sheet arrangements.

Critical Accounting Policies and Use of Estimates

IEC's financial statements and accompanying notes are prepared in accordance with generally accepted accounting principles in the United States of America, as presented in the Financial Accounting Standards Board's (FASB) Accounting Standards Codification (ASC). In preparing financial statements, management is required to (i) determine the manner in which accounting principles are applied and (ii) make estimates and assumptions that affect the reported amounts of assets, liabilities, revenue and expenses. A discussion of the Company's critical accounting policies follows.

Revenue recognition: Under FASB ASC 605-10 (Revenue Recognition), revenue from sales is recognized when (i) goods are shipped or title and risk of ownership have passed, (ii) the price to the buyer is fixed or determinable, and (iii) realization is reasonably assured. Service revenues are generally recognized as services are rendered or, in the case of material management contracts, in proportion to materials procured to date. Provisions for discounts and rebates to customers, estimated returns and allowances and other adjustments are recorded in the period the related sales are recognized.

Doubtful accounts: FASB ASC 310-10-35 (Receivables) requires us to establish an allowance for doubtful accounts when it is probable that losses have been incurred in the collection of accounts receivable and the amount of loss can reasonably be estimated. If losses are probable and estimable, they are to be accrued even though the particular customer accounts on which losses will be incurred cannot yet be identified.

Inventory reserves: FASB ASC 330-10-35 (Inventory) requires us to reduce the carrying value of inventory when there is evidence that the utility of goods will be less than cost, whether due to physical deterioration, obsolescence, changes in price levels or other causes. Inventory balances are generally reduced to the lower of cost or market value by establishing offsetting balance sheet reserves.

Intangible assets: FASB ASC 805-20 (Business Combinations) requires corporate acquirers to recognize, separately from goodwill, intangible assets that meet either a separability or contractual-legal criterion. Establishing the initial value for such intangible assets typically involves estimating cash flows to be derived from the assets and discounting the cash flows back to the acquisition date. Significant judgment is required in estimating future cash flows, selecting discount rates and determining useful lives over which to amortize the assets. In connection with recent corporate acquisitions, IEC has established intangible assets for customer relationships, a property-tax abatement, and a non-compete agreement. During the fourth quarter of fiscal 2013, we recorded an impairment charge of \$2.4 million related to SCB's customer relationships. The impairment analysis and resulting charge is further discussed in Note 6 – Intangible Assets to the consolidated financial statements included in this Form 10-K.

Goodwill: Goodwill represents the excess of cost over fair value of net assets acquired in a corporate acquisition. Under ASC 350, goodwill is not amortized but is required to be reviewed for impairment at least annually or when events or circumstances indicate that carrying value may exceed fair value. The review process entails comparing the overall fair value of the unit to which goodwill relates to carrying value. If fair value exceeds carrying value, no goodwill write-down is required. If fair value of the unit is less than carrying value, a valuation of the unit's individual assets and liabilities is required to determine whether or not goodwill is impaired. Quantitative evaluations of goodwill may be avoided if qualitative assessments indicate a greater-than-50 percent likelihood that fair value of the corresponding unit exceeds its carrying value. During the fourth quarter of fiscal 2013, we recorded an impairment charge of \$11.8 million related to SCB's goodwill. The impairment analysis and resulting charge is further discussed in Note 7 – Goodwill to the consolidated financial statements included in this Form 10-K.

Derivative Financial Instruments: We actively monitor exposure to interest rate risk and from time to time use derivative financial instruments to manage the impact of this risk. We use derivatives only for purposes of managing risk associated with underlying exposures. We do not trade or use instruments with the objective of earning financial gains on the interest rate, nor do we use derivative instruments where we do not have underlying exposures. We manage our hedging position and monitor the credit ratings of counterparties and do not anticipate losses due to counterparty nonperformance. We believe our use of derivative instruments to manage risk is in the Company's best interest. However, our use of derivative financial instruments may result in short-term gains or losses and increased earnings volatility. Our derivative instruments are recorded in the consolidated balance sheets at fair value in other assets or other long-term liabilities.

Impairment of long-lived assets: FASB ASC 360-10 (Property, Plant and Equipment) and 350-30 (Intangibles) require the Company to test long-lived assets (PP&E and amortizing intangible assets) for recoverability whenever events or circumstances indicate that the carrying amount may not be recoverable. If carrying value exceeds undiscounted future cash flows attributable to an asset, it is considered impaired and carrying amount must be reduced to fair value.

Legal contingencies: When legal proceedings are brought or claims are made against us and the outcome is uncertain, FASB ASC 450-10 (Contingencies) requires that we accrue an estimated loss if it is probable that an asset has been impaired or a liability has been incurred and the amount of the loss can be reasonably estimated. Any such accruals are charged to earnings.

Disclosure of a contingency is required if there is at least a reasonable possibility that a loss will be incurred. In determining whether to accrue or disclose a loss, we evaluate, among other factors, the probability of an unfavorable outcome and the ability to make a reasonable estimate of the amount. Changes in these factors may materially affect our financial position or results of operations.

Income taxes: FASB ASC 740 (Income Taxes) describes the manner in which income taxes are to be provided for in the Company's financial statements. We are required to recognize (i) the amount of taxes payable or refundable for the current period and (ii) deferred tax assets and liabilities for the future tax consequences of events that have been reported in IEC's financial statements or tax returns. With respect to uncertain positions that may be taken on a tax return, we recognize related tax benefits only if it is more likely than not that the position will be sustained under examination based on the technical merits of the position. The determination of income tax balances for financial statement purposes requires significant judgment, and actual outcomes may vary from the amounts recorded.

Recently Issued Accounting Standards

Information with respect to recently issued accounting standards is provided in the Accounting Policies note to the consolidated financial statements included in Item 8 of this Form 10-K.

Item 7A. QUANTITATIVE AND QUALITATIVE DISCLOSURES ABOUT MARKET RISK

As a result of its financing activities, the Company is exposed to changes in interest rates that may adversely affect operating results.

The Company actively monitors its exposure to interest rate risk and from time to time uses derivative financial instruments to manage the impact of this risk. The Company uses derivatives only for the purpose of managing risk associated with underlying exposure. The

Company does not trade or use instruments with the objective of earning financial gains on the interest rate, nor does the Company use derivatives instruments where it does not have underlying exposure. The Company manages its hedging position and monitors the credit ratings of counterparties and does not anticipate losses due to counterparty nonperformance. Management believes its use of derivative instruments to manage risk is in the Company's best interest. However, the Company's use of derivative financial instruments may result in short-term gains or losses and increase volatility.

At September 30, 2013, the Company had \$36.8 million of debt, comprised of \$27.4 million with variable interest rates and \$9.4 million with fixed rates. As more fully described in Note 8 – Credit Facilities to the consolidated financial statements included in this Form 10-K, the Company is party to a swap transaction that increased the portion of debt with effectively fixed rates of interest from \$9.4 million to \$22.5 million. The rates effectively fixed by the swap transaction continue to vary due to the variable margin based on financial covenant metrics. Interest rates on variable loans are based on London interbank offered rate (“Libor”) and currently adjust daily, causing interest on such loans to vary from period to period. A sensitivity analysis as of September 30, 2013 indicates that a one-percentage point increase or decrease in interest rates, which represents more than a 10% change, would increase or decrease the Company's annual interest expense by approximately \$0.3 million.

The Company is exposed to credit risk to the extent of non-performance by M&T Bank under the 2013 Credit Agreement and the Swap Transaction. M&T Bank's credit rating (reaffirmed A- by Fitch in October 2013) is monitored by the Company, and IEC expects that M&T Bank will perform in accordance with the terms of the 2013 Credit Agreement and the Swap Transaction.

Item 8. FINANCIAL STATEMENTS AND SUPPLEMENTARY DATA

The consolidated financial statements are included in this Item 8 on the pages indicated below:

	<u>Page</u>
Report of Independent Registered Public Accounting Firm	27
Consolidated Balance Sheets as of September 30, 2013 and 2012	28
Consolidated Income Statements for the three months and years ended September 30, 2013 and 2012	29
Consolidated Statements of Changes in Stockholders' Equity for the years ended September 30, 2013 and 2012	30
Consolidated Statements of Cash Flows for the years ended September 30, 2013 and 2012	31
Notes to Consolidated Financial Statements	32

REPORT OF INDEPENDENT REGISTERED PUBLIC ACCOUNTING FIRM

To the Board of Directors and
Stockholders of IEC Electronics Corp.

We have audited the accompanying consolidated balance sheets of IEC Electronics Corp. and Subsidiaries as of September 30, 2013 and 2012, and the related consolidated income statements, changes in stockholders' equity, and cash flows for each of the years in the two-year period ended September 30, 2013. IEC Electronics Corp.'s management is responsible for these consolidated financial statements. Our responsibility is to express an opinion on these consolidated financial statements based on our audits.

We conducted our audits in accordance with the standards of the Public Company Accounting Oversight Board (United States). Those standards require that we plan and perform the audit to obtain reasonable assurance about whether the financial statements are free of material misstatement. The company is not required to have, nor were we engaged to perform, an audit of its internal control over financial reporting. Our audit included consideration of internal control over financial reporting as a basis for designing audit procedures that are appropriate in the circumstances, but not for the purpose of expressing an opinion on the effectiveness of the company's internal control over financial reporting. Accordingly, we express no such opinion. An audit also includes examining, on a test basis, evidence supporting the amounts and disclosures in the financial statements, assessing the accounting principles used and significant estimates made by management, as well as evaluating the overall financial statement presentation. We believe that our audits provide a reasonable basis for our opinion.

In our opinion, the consolidated financial statements referred to above present fairly, in all material respects, the financial position of IEC Electronics Corp. and Subsidiaries as of September 30, 2013 and 2012, and the results of its operations and its cash flows for each of the years in the two-year period ended September 30, 2013 in conformity with accounting principles generally accepted in the United States of America.

As discussed in Note 2 to the consolidated financial statements, the Company restated its consolidated financial statements for the year ended September 30, 2012 as a result of an error in accounting for work-in-process inventory at one of the Company's subsidiaries, resulting in an understatement of cost of sales and an overstatement of gross profit.

/s/ EFP Rotenberg, LLP

EFP Rotenberg, LLP
Rochester, New York
December 24, 2013

IEC ELECTRONICS CORP. AND SUBSIDIARIES
CONSOLIDATED BALANCE SHEETS
SEPTEMBER 30, 2013 and 2012
(in thousands, except share and per share data)

	<u>September 30,</u> 2013	<u>September 30,</u> 2012 <i>(restated)</i>
ASSETS		
Current assets:		
Cash	\$ 2,499	\$ 2,662
Accounts receivable, net of allowance	27,945	23,193
Inventories, net	21,904	17,697
Deferred income taxes	1,382	1,365
Other current assets	<u>610</u>	<u>401</u>
Total current assets	54,340	45,318
Fixed assets, net	17,946	17,120
Intangible assets, net	2,647	5,511
Goodwill	2,005	13,810
Deferred income taxes	11,652	6,018
Other assets	<u>345</u>	<u>121</u>
Total assets	<u>\$ 88,935</u>	<u>\$ 87,898</u>
LIABILITIES AND STOCKHOLDERS' EQUITY		
Current liabilities:		
Current portion of long-term debt	\$ 2,778	\$ 6,533
Accounts payable	16,508	15,697
Accrued payroll and related expenses	2,464	2,676
Other accrued expenses	811	946
Customer deposits	<u>187</u>	<u>146</u>
Total current liabilities	22,748	25,998
Long-term debt	34,026	21,104
Other long-term liabilities	<u>167</u>	<u>-</u>
Total liabilities	56,941	47,102
STOCKHOLDERS' EQUITY		
Preferred stock, \$0.01 par value:		
500,000 shares authorized; none issued or outstanding	-	-
Common stock, \$0.01 par value:		
Authorized: 50,000,000 shares		
Issued: 11,006,749 and 10,943,185 shares, respectively	110	109
Outstanding: 9,991,291 and 9,927,727 shares, respectively		
Additional paid-in capital	43,802	43,075
Retained earnings/(accumulated deficit)	(10,483)	(953)
Treasury stock, at cost: 1,015,458 shares	<u>(1,435)</u>	<u>(1,435)</u>
Total stockholders' equity	<u>31,994</u>	<u>40,796</u>
Total liabilities and stockholders' equity	<u>\$ 88,935</u>	<u>\$ 87,898</u>

The accompanying notes are an integral part of these consolidated financial statements.

IEC ELECTRONICS CORP. AND SUBSIDIARIES
CONSOLIDATED INCOME STATEMENTS
THREE MONTHS and YEARS ENDED SEPTEMBER 30, 2013 and 2012
(in thousands, except share and per share data)

	Three Months Ended		Years Ended	
	September 30, 2013	September 30, 2012 <i>(restated)</i>	September 30, 2013	September 30, 2012 <i>(restated)</i>
Net sales	\$ 39,122	\$ 37,062	\$ 140,946	\$ 144,963
Cost of sales	<u>33,668</u>	<u>30,888</u>	<u>123,269</u>	<u>118,657</u>
Gross profit	5,454	6,174	17,677	26,306
Selling and administrative expenses	3,761	3,579	15,453	15,765
Impairment of goodwill and other intangibles	14,217	-	14,217	-
Restatement and related expenses	<u>625</u>	<u>-</u>	<u>1,842</u>	<u>-</u>
Operating profit/(loss)	(13,149)	2,595	(13,835)	10,541
Interest and financing expense	522	297	1,170	1,227
Other expense/(income)	<u>-</u>	<u>1</u>	<u>47</u>	<u>(1,050)</u>
Income/(loss) before income taxes	(13,671)	2,297	(15,052)	10,364
Provision for/(benefit from) income taxes	<u>(5,004)</u>	<u>711</u>	<u>(5,522)</u>	<u>3,670</u>
Net income/(loss)	<u><u>\$ (8,667)</u></u>	<u><u>\$ 1,586</u></u>	<u><u>\$ (9,530)</u></u>	<u><u>\$ 6,694</u></u>

Net income/(loss) per common and common equivalent share:

Basic	\$ (0.89)	\$ 0.16	\$ (0.98)	\$ 0.69
Diluted	(0.89)	0.16	(0.98)	0.67

Weighted average number of common and common equivalent shares outstanding:

Basic	9,739,601	9,660,253	9,711,549	9,663,865
Diluted	9,739,601	9,982,368	9,711,549	9,969,071

IEC ELECTRONICS CORP. AND SUBSIDIARIES
CONSOLIDATED STATEMENTS of CHANGES in STOCKHOLDERS' EQUITY
YEARS ENDED SEPTEMBER 30, 2013 and 2012
(in thousands)

	Common Stock, par \$0.01	Additional Paid-In Capital	Retained Earnings (Deficit)	Treasury Stock, at cost	Total Stockholders' Equity
Balances, September 30, 2011	\$ 108	\$ 42,660	\$ (7,647)	\$ (1,435)	\$ 33,686
Net income	-		6,694	-	6,694
Stock-based compensation	-	595	-	-	595
Directors' fees paid in stock	-	37	-	-	37
Restricted (non-vested) stock grants	1	(1)	-	-	-
Exercise of stock options	-	134	-	-	134
SCB escrow settlement retirement of stock	-	(414)	-	-	(414)
Employee stock plan purchases	-	64	-	-	64
Balances, September 30, 2012, restated	<u>\$ 109</u>	<u>\$ 43,075</u>	<u>\$ (953)</u>	<u>\$ (1,435)</u>	<u>\$ 40,796</u>

	Common Stock, par \$0.01	Additional Paid-In Capital	Retained Earnings (Deficit)	Treasury Stock, at cost	Total Stockholders' Equity
Balances, September 30, 2012, restated	\$ 109	\$ 43,075	\$ (953)	\$ (1,435)	\$ 40,796
Net loss	-	-	(9,530)	-	(9,530)
Stock-based compensation	-	589	-	-	589
Forfeitures	(1)	1	-	-	-
Directors' fees paid in stock	-	10	-	-	10
Restricted (non-vested) stock grants	2	(2)	-	-	-
Exercise of stock options	-	60	-	-	60
Shares withheld for payment of taxes upon vesting of restricted stock	-	(29)	-	-	(29)
Employee stock plan purchases	-	98	-	-	98
Balances, September 30, 2013	<u>\$ 110</u>	<u>\$ 43,802</u>	<u>\$ (10,483)</u>	<u>\$ (1,435)</u>	<u>\$ 31,994</u>

The accompanying notes are an integral part of these consolidated financial statements.

IEC ELECTRONICS CORP. AND SUBSIDIARIES
CONSOLIDATED STATEMENTS of CASH FLOWS
YEARS ENDED SEPTEMBER 30, 2013 and 2012
(in thousands)

	Years Ended	
	September 30, 2013	September 30, 2012 <i>(restated)</i>
CASH FLOWS FROM OPERATING ACTIVITIES:		
Net income/(loss)	\$ (9,530)	\$ 6,694
Non-cash adjustments:		
Stock-based compensation	589	595
Depreciation and amortization	4,795	4,297
Impairment of goodwill and other intangibles	14,217	-
Change in contingent consideration	-	1,096
Directors' fees paid in stock	10	37
Loss on sale of fixed assets	(8)	14
Reserve for doubtful accounts	105	101
Deferred tax expense/(benefit)	(5,651)	3,248
Changes in operating assets and liabilities:		
Accounts receivable	(4,857)	(3,871)
Inventories	(4,207)	(1,604)
Other current assets	(209)	(77)
Other long term assets	(264)	-
Accounts payable	811	2,947
Accrued expenses	(347)	(321)
Customer deposits	41	(186)
Other long term liabilities	167	-
Net cash flows provided by/(used in) operating activities	(4,338)	12,970
CASH FLOWS FROM INVESTING ACTIVITIES:		
Purchases of fixed assets	(5,103)	(3,080)
Proceeds from disposal of fixed assets	21	46
Net cash used in investing activities	(5,082)	(3,034)
CASH FLOWS FROM FINANCING ACTIVITIES:		
Advances from revolving credit facility	60,815	62,563
Repayments of revolving credit facility, including refinancing	(47,266)	(63,173)
Borrowings under other loan agreements and notes, including refinancing	24,000	-
Repayments under loan agreements and notes, including refinancing	(28,382)	(6,862)
Debt issuance costs	(39)	-
Proceeds from exercise of stock options	60	134
Proceeds from employee stock plan purchases	98	64
Shares withheld for payment of taxes upon vesting of restricted stock	(29)	-
Net cash flows provided by/(used in) financing activities	9,257	(7,274)
Net increase/(decrease) in cash and cash equivalents	(163)	2,662
Cash and cash equivalents, beginning of period	2,662	-
Cash and cash equivalents, end of period	\$ 2,499	\$ 2,662
Supplemental cash flow information:		
Interest paid	\$ 1,176	\$ 1,106
Income taxes paid	367	326

IEC ELECTRONICS CORP. AND SUBSIDIARIES
NOTES TO CONSOLIDATED FINANCIAL STATEMENTS
SEPTEMBER 30, 2013 and 2012

NOTE 1—OUR BUSINESS AND SUMMARY OF SIGNIFICANT ACCOUNTING POLICIES

Our Business

IEC Electronics Corp. ("IEC", "we", "our", "us", "Company") is a premier provider of electronic contract manufacturing services ("EMS") to companies in various industries that require advanced technology. We specialize in the custom manufacture of high reliability, complex circuit cards and system-level assemblies; a wide array of cable and wire harness assemblies capable of withstanding extreme environments; and precision sheet metal components. We excel where quality and reliability are of paramount importance and when low-to-medium volume, high-mix production is the norm. We utilize state-of-the-art, automated circuit card assembly equipment together with a full complement of high-reliability manufacturing stress testing methods. With our customers at the center of everything we do, we have created a high-intensity, rapid response culture capable of reacting and adapting to their ever-changing needs. Our customer-centric approach offers a high degree of flexibility while simultaneously complying with rigorous quality and on-time delivery standards. While many EMS services are viewed as commodities, we believe we set ourselves apart through an uncommon mix of capabilities including:

- A technology center that combines dedicated prototype manufacturing with an on-site Materials Analysis Lab, enabling the seamless transition of complex electronics from design to production.
- In-house, custom, functional testing and troubleshooting of complex system-level assemblies in support of end-order fulfillment.
- A laboratory that enables us to assist customers in mitigating the risk of purchasing counterfeit parts through our subsidiary, Dynamic Research and Testing Laboratories, LLC ("DRTL").
- Build-to-print precision sheet metal and complex wire harness assemblies supporting just-in-time delivery of critical end-market, system-level electronics.
- A Lean/Six Sigma continuous improvement program supported by a team of Six Sigma Blackbelts delivering best-in-class results.
- Proprietary software-driven Web Portal providing customers real-time access to a wide array of operational data.

Generally Accepted Accounting Principles

IEC's financial statements and accompanying notes are prepared in accordance with accounting principles generally accepted in the United States of America, as set forth in the Financial Accounting Standards Board's ("FASB") Accounting Standards Codification ("ASC").

Fiscal Calendar

The Company's fiscal year ends on September 30th, and the first three quarters end generally on the Friday closest to the last day of the calendar quarter.

Consolidation

The consolidated financial statements include the accounts of IEC and its wholly owned subsidiaries: IEC Electronics Wire and Cable, Inc. ("Wire and Cable"); IEC Electronics Corp.-Albuquerque ("Albuquerque"); Dynamic Research and Testing Laboratories, LLC ("DRTL"); and Southern California Braiding, Inc. ("SCB"). The Celmet unit operates as a division of IEC. All significant intercompany transactions and accounts are eliminated in consolidation.

Reclassifications

Prior year financial statement amounts are reclassified as necessary to conform to the current year presentation. Such reclassifications generally involve transfers of individual accounts from one financial statement line-item to another, without affecting income before or after taxes.

Cash and Cash Equivalents

The Company's cash and cash equivalents principally represent deposit accounts with Manufacturers and Traders Trust Company ("M&T Bank"), a banking corporation headquartered in Buffalo, NY. In fiscal 2011, cash receipts and disbursements were used to repay or draw on IEC's revolving credit facility and cash balances were de minimis.

Allowance for Doubtful Accounts

The Company establishes an allowance for doubtful accounts receivable based on the age of outstanding invoices and management's evaluation of collectability. Accounts are written off after all reasonable collection efforts have been exhausted and management concludes that likelihood of collection is remote.

Inventory Valuation

Inventories are stated at the lower of cost or market value under the first-in, first-out method. The Company regularly assesses slow-moving, excess and obsolete inventory and maintains balance sheet reserves in amounts required to reduce the recorded value of inventory to lower of cost or market.

Property, Plant and Equipment

Property, plant and equipment ("PP&E") are stated at cost and are depreciated over various estimated useful lives using the straight-line method. Maintenance and repairs are charged to expense as incurred, while renewals and improvements are capitalized. At the time of retirement or other disposition of PP&E, cost and accumulated depreciation are removed from the accounts and any gain or loss is recorded in earnings.

Depreciable lives generally used for PP&E are presented in the table below. Leasehold improvements are amortized over the shorter of the lease term or estimated useful life of the improvement.

<u>PP&E Lives</u>	<u>Estimated Useful Lives</u> (years)
Land improvements	10
Buildings and improvements	5 to 40
Machinery and equipment	3 to 5
Furniture and fixtures	3 to 7

Intangible Assets

Intangible assets (other than goodwill) are those that lack physical substance and are not financial assets. Such assets held by IEC were acquired in connection with business combinations and represent economic benefits associated with acquired customer relationships, a non-compete agreement, and a property tax abatement. Values assigned to individual intangible assets are amortized using the straight-line method over their estimated useful lives. During the fourth quarter of fiscal 2013, we recorded an impairment charge of \$2.4 million related to SCB's customer relationships. The impairment analysis and resulting charge is further discussed in Note 6 – Intangible Assets.

Reviewing Long-Lived Assets for Potential Impairment

ASC 360-10 (Property, Plant and Equipment) and 350-30 (Intangibles) require the Company to test long-lived assets (PP&E and definitive lived assets) for recoverability whenever events or circumstances indicate that the carrying amount may not be recoverable. If carrying value exceeds undiscounted future cash flows attributable to an asset, it is considered impaired and the excess of carrying value over fair value must be charged to earnings. No impairment charges were recorded by IEC during fiscal 2013 or 2012.

Goodwill

Goodwill represents the excess of cost over fair value of net assets acquired in a business combination. Under ASC 350, goodwill is not amortized but is reviewed for impairment at least annually or when events or circumstances indicate that carrying value may exceed fair value. The Company may elect to precede a quantitative review for impairment with a qualitative assessment of the likelihood that fair value of a particular reporting unit exceeds carrying value. If the qualitative assessment leads to a conclusion that it is more than 50 percent likely that fair value exceeds carrying value, no further testing is required. In the event of a less favorable outcome, we are required to proceed with quantitative testing.

The quantitative process entails comparing the overall fair value of the unit to which goodwill relates to carrying value. If fair value exceeds carrying value, no further assessment of potential impairment is required. If fair value of the unit is less than carrying value, a valuation of the unit's individual assets and liabilities is required to determine whether or not goodwill is impaired. Goodwill impairment losses are charged to earnings. During the fourth quarter of fiscal 2013, we recorded an impairment charge of \$11.8 million related to SCB's goodwill. The impairment analysis and resulting charge is further discussed in Note 7 – Goodwill.

Most of IEC's recorded goodwill relates to SCB acquired in December 2010, and a lesser portion relates to Celmet, which was acquired in July 2010.

Leases

At the inception of a lease covering equipment or real estate, the lease agreement is evaluated under criteria discussed in ASC 840-10-25 (Leases). Leases meeting one of four key criteria are accounted for as capital leases and all others are treated as operating leases. Under a capital lease, the discounted value of future lease payments becomes the basis for recognizing an asset and a borrowing, and lease payments are allocated between debt reduction and interest. For operating leases, payments are recorded as rent expense. Criteria for a capital lease include (i) transfer of ownership during the lease term; (ii) existence of a bargain purchase option under

terms that make it likely to be exercised; (iii) a lease term equal to 75 percent or more of the economic life of the leased property; and (iv) minimum lease payments that equal or exceed 90 percent of the fair value of the property.

In June 2008, IEC entered into a sale-leaseback arrangement with M&T Bank under which fixed assets with a net book value of \$2.0 million and an original cost of \$15.6 million were sold to M&T Bank and were leased back under a five-year operating lease. The sold assets were removed from the accounts and a minimal loss on the transaction was amortized over the initial lease term. During the third quarter of fiscal 2013, the operating lease terminated and the assets were repurchased for \$0.4 million pursuant to a purchase option in the sale-leaseback arrangement

Legal Contingencies

When legal proceedings are brought or claims are made against us and the outcome is uncertain, ASC 450-10 (Contingencies) requires that we determine whether it is probable that an asset has been impaired or a liability has been incurred. If such impairment or liability is probable and the amount of loss can be reasonably estimated, the loss must be charged to earnings. No material charges for legal contingencies have been recorded by IEC during fiscal 2013 or 2012.

When it is considered probable that a loss has been incurred, but the amount of loss cannot be estimated, disclosure but not accrual of the probable loss is required. Disclosure of a loss contingency is also required when it is reasonably possible, but not probable, that a loss has been incurred.

Grants from Outside Parties

Grants from outside parties are recorded as other long-term liabilities and are amortized over the same period during which the associated fixed assets are depreciated.

Derivative Financial Instruments

The Company actively monitors its exposure to interest rate risk and from time to time uses derivative financial instruments to manage the impact of this risk. The Company uses derivatives only for purposes of managing risk associated with underlying exposures. The Company does not trade or use instruments with the objective of earning financial gains on the interest rate, nor does the Company use derivative instruments where it does not have underlying exposures. The Company manages its hedging position and monitors the credit ratings of counterparties and does not anticipate losses due to counterparty nonperformance. Management believes its use of derivative instruments to manage risk is in the Company's best interest. However, the Company's use of derivative financial instruments may result in short-term gains or losses and increased earnings volatility. The Company's instruments are recorded in the consolidated balance sheets at fair value in other assets or other long-term liabilities.

Fair Value Measurements

Under ASC 825 (Financial Instruments), the Company is required to disclose the fair value of financial instruments for which it is practicable to estimate value. The Company's financial instruments consist of cash, accounts receivable, accounts payable, accrued liabilities, borrowings and an interest rate swap agreement. IEC believes that recorded value approximates fair value for all cash, accounts receivable, accounts payable and accrued liabilities.

ASC 820 (Fair Value Measurements and Disclosures) defines fair value, establishes a framework for measurement, and prescribes related disclosures. ASC 820 defines fair value as the price that would be received upon sale of an asset or would be paid to transfer a liability in an orderly transaction. Inputs used to measure fair value are categorized under the following hierarchy:

Level 1: Quoted prices in active markets for identical assets or liabilities that the Company can access at the measurement date.

Level 2: Quoted prices for similar assets or liabilities in active markets; quoted prices for identical or similar assets or liabilities in markets that are not active; and model-derived valuations in which all significant inputs are observable market data.

Level 3: Model-derived valuations in which one or more significant inputs are unobservable.

The Company deems a transfer between levels of the fair value hierarchy to have occurred at the beginning of the reporting period. There were no such transfers during the years ended September 30, 2013 or 2012.

Revenue Recognition

The Company's revenue is principally derived from the sale of electronic products built to customer specifications, but also from other value-added support services and repair work. Revenue from product sales is recognized when (i) goods are shipped or title and risk of ownership have passed, (ii) the price to the buyer is fixed or determinable, and (iii) realization is reasonably assured.

Service revenue is generally recognized once the service has been rendered. For material management arrangements, revenue is generally recognized as services are rendered. Under such arrangements, some or all of the following services may be provided: design, bid, procurement, testing, storage or other activities relating to materials the customer expects to incorporate into products that it manufactures. Material management revenue amounted to less than 5% of total revenue in fiscal 2013 and 2012.

Provisions for discounts, allowances, rebates, estimated returns and other adjustments are recorded in the period the related sales are recognized.

Stock-Based Compensation

ASC 718 (Stock Compensation) requires that compensation expense be recognized for equity awards based on fair value as of the date of grant. For stock options, the Company uses the Black-Scholes pricing model to estimate grant date fair value. Costs associated with stock awards are recorded over requisite service periods, generally the vesting period. If vesting is contingent on the achievement of performance objectives, fair value is accrued over the period the objectives are expected to be achieved only if it is considered probable that the objectives will be achieved. The Company also has an employee stock purchase plan that provides for discounted stock purchase price. Compensation expense related to the discount is recognized as employees contribute to the plan.

Restatement and Related Expenses

Restatement and related expenses represents third-party expenses arising from the restatement further discussed in Note 2 - Restatement of Consolidated Financial Statements. These expenses include legal and accounting fees incurred by the Company from external counsel and independent accountants directly attributable to the restatement as well as other matters arising from the restatement including those more fully described in Note 17 - Litigation.

Income Taxes and Deferred Taxes

ASC 740 (Income Taxes) requires recognition of deferred tax assets and liabilities for the expected future tax consequences of events that have been included in the financial statements or tax returns, but not in both. Deferred tax assets are also established for tax benefits associated with tax loss and tax credit carryforwards. Such deferred balances reflect tax rates that are scheduled to be in effect, based on currently enacted legislation, in the years the book/tax differences reverse and tax loss and tax credit carryforwards are expected to be realized. An allowance is established for any deferred tax asset for which realization is not likely.

ASC 740 also prescribes the manner in which a company measures, recognizes, presents, and discloses in its financial statements uncertain tax positions that the company has taken or expects to take on a tax return. The Company recognizes tax benefits from uncertain tax positions only if it is more likely than not that the position will be sustained following examination by taxing authorities, based on technical merits of the position. The Company believes that it has no material uncertain tax positions.

Any interest or penalties incurred are reported as interest expense. The Company's income tax filings are subject to audit by various tax jurisdictions and current open years are fiscal 2009 through fiscal 2012. The federal income tax audit for fiscal 2011 recently concluded and did not have a material impact on the financial statements.

Earnings Per Share

Basic earnings per common share are calculated by dividing income available to common stockholders by the weighted average number of shares outstanding during each period. Diluted earnings per common share add to the denominator incremental shares resulting from the assumed exercise of all potentially dilutive stock options, as well as restricted (non-vested) stock, restricted stock units ("RSU's") and anticipated issuance through the employee stock purchase plan. Options, restricted stock and RSU's are primarily held by directors, officers and certain employees. A summary of shares used in earnings per share ("EPS") calculations follows.

	Three Months Ended		Years Ended	
	September 30, 2013	September 30, 2012	September 30, 2013	September 30, 2012
<u>Shares for EPS Calculation</u>				
Weighted average shares outstanding	9,739,601	9,660,253	9,711,549	9,663,865
Incremental shares	-	322,115	-	305,206
Diluted shares	<u>9,739,601</u>	<u>9,982,368</u>	<u>9,711,549</u>	<u>9,969,071</u>
Anti-dilutive shares excluded	521,857	20,000	521,857	109,750

As a result of the net loss for the three months and year ended September 30, 2013, the Company calculated diluted earnings per share using weighted average basic shares outstanding, as using diluted shares would be anti-dilutive to loss per share.

Dividends

IEC does not pay dividends on its common stock, as it is the Company's current policy to retain earnings for use in the business. Furthermore, the Company's Fourth Amended and Restated Credit Facility Agreement with M&T Bank includes certain restrictions on paying cash dividends.

Use of Estimates

The preparation of financial statements in conformity with generally accepted accounting principles (“GAAP”) requires management to make estimates and assumptions that affect the reported amounts of assets, liabilities, income and expenses and the disclosure of contingent assets and liabilities. Actual results may differ from management’s estimates.

Statements of Cash Flows

The Company presents operating cash flows using the indirect method of reporting under which non-cash income and expense items are removed from net income.

Comprehensive Income

IEC has no items of other comprehensive income (“OCI”) in any period presented in the accompanying financial statements, and in accordance with ASC 220-10-15, is not required to present captions for OCI or comprehensive income in the statements.

Recently Issued Accounting Standards

FASB Accounting Standards Update (“ASU”) 2011-04, “Amendments to Achieve Common Fair Value Measurement and Disclosure Requirements in U.S. GAAP and IFRS,” was issued in May 2011 to be effective for interim or annual periods beginning after December 15, 2011. ASU 2011-04 changes the wording for certain measurement and disclosure requirements relating to fair value determinations under U.S. GAAP in order to make them more consistent with International Financial Reporting Standards (“IFRS”). While many of the modifications are not expected to change the application of U.S. GAAP, additional disclosure requirements relating to the use of Level 3 inputs in determining fair value do apply to IEC. The Company uses such inputs when valuing certain assets acquired in business combinations and has provided additional information regarding the sensitivity of derived values from changes in the inputs.

FASB ASU 2012-02, “Intangibles—Goodwill and Other: Testing Indefinite-Lived Intangible Assets for Impairment,” was issued July 27, 2012 and is effective for annual and interim fiscal periods beginning after December 25, 2012. ASU 2012-02 simplifies the guidance for testing the decline in the realizable value (impairment) of indefinite-lived intangible assets other than goodwill. The amendments allow an organization the option to first assess qualitative factors to determine whether it is necessary to perform the quantitative impairment test. An organization electing to perform a qualitative assessment is no longer required to calculate the fair value of an indefinite-lived intangible asset unless the organization determines, based on a qualitative assessment, that it is “more likely than not” that the asset is impaired. The Company does not anticipate a significant impact upon adoption.

FASB ASU 2012-04, “Technical Corrections and Improvements,” was issued October 2012 and for public entities, the amendments that are subject to the transition guidance will be effective for fiscal periods beginning after December 15, 2012. The amendments in ASU 2012-04 cover a wide range of Topics in the Codification. These amendments are presented in two sections—Technical Corrections and Improvements (Section A) and Conforming Amendments Related to Fair Value Measurements (Section B). The amendments in ASU 2012-04 represent changes to clarify the Codification, correct unintended application of guidance, or make minor improvements to the Codification that are not expected to have a significant effect on current accounting. ASU 2012-04 is not intended to significantly change U.S. GAAP and the Company does not anticipate a significant impact upon adoption.

FASB ASU 2013-02, “Reporting of Amounts Reclassified Out of Accumulated Other Comprehensive Income,” was issued on February 5, 2013 to be effective for fiscal years beginning after December 15, 2012. This guidance is the culmination of the board’s redeliberation on reporting reclassification adjustments from accumulated other comprehensive income (“AOCI”). ASU 2013-02 requires an entity to separately present the amount reclassified out of AOCI income for each component of AOCI and to disclose, for each affected line item in the income statement, the amount of AOCI that has been reclassified into that line item. If the reclassification does not go directly to an income statement line it is acceptable to cross reference that amount to another footnote that provides the required disclosure. The new requirements impact disclosure only and will take effect for the Company at the beginning of fiscal 2014. The Company does not anticipate a significant impact upon adoption as it does not currently have any AOCI.

NOTE 2—RESTATEMENT OF CONSOLIDATED FINANCIAL STATEMENTS

We restated our consolidated financial statements for the fiscal year ended September 30, 2012, and the interim fiscal quarters and year to date periods within the year ended September 30, 2012, included in the Company’s Annual Report on Form 10-K/A and the fiscal quarter ended December 28, 2012, as reported in the Company’s Quarterly Report on Form 10-Q/A for that fiscal quarter.

The cumulative adjustments to correct the consolidated financial statements for all periods prior to October 1, 2011 were immaterial and are recorded as adjustments to cost of sales in the first quarter of fiscal 2012 and the fiscal year ended September 30, 2012. The cumulative effect of those adjustments increased previously reported cost of sales and decreased net income for the year ended September 30, 2012 by \$0.25 million and \$0.17 million, respectively.

The summary impacts of the restatement adjustments on the Company's previously reported consolidated net income follows (in thousands):

	<u>Year Ended</u>
	<u>September 30,</u>
	<u>2012</u>
Net Income - Previously reported	\$ 7,760
Work-in-process inventory adjustments, net of tax	<u>(1,066)</u>
Net Income - Restated	<u>\$ 6,694</u>

The Company identified an error in accounting for work-in-process inventory at SCB, one of its wholly owned subsidiaries. During the quarter ended March 29, 2013 the Company began to analyze the cost structure of SCB including labor, overhead and selling and administrative expenses. Throughout the second half of fiscal 2012 and the first half of fiscal 2013 SCB's expenses incurred increased each period. Over the same period, the labor and overhead capitalized into work-in-process inventory also increased. The Company initially believed the increase in capitalized work-in-process labor and overhead resulted from unfavorable variances due to increased expenses in relation to revenue during those periods. Upon further review, it was determined the Company overcapitalized labor and overhead costs in SCB's work-in-process inventory. The overcapitalization was a result of failure to accurately factor in the stage of completion for the work-in-process inventory.

The impact of the restatement on the previously issued Consolidated Balance Sheet as of September 30, 2012 and our Consolidated Statement of Income and Consolidated Statement of Cash Flows for the fiscal year then ended is as follows:

Consolidated Balance Sheet			
September 30, 2012			
	<u>As reported</u>	<u>Adjustment</u>	<u>Restated</u>
	(in thousands)		
ASSETS			
Current assets:			
Cash	\$ 2,662	\$ -	\$ 2,662
Accounts receivable, net of allowance	23,193	-	23,193
Inventories, net	19,348	(1,651)	17,697
Deferred income taxes	1,365	-	1,365
Other current assets	401	-	401
Total current assets	<u>46,969</u>	<u>(1,651)</u>	<u>45,318</u>
Fixed assets, net	17,120	-	17,120
Intangible assets, net	5,511	-	5,511
Goodwill	13,810	-	13,810
Deferred income taxes	5,433	585	6,018
Other assets	121	-	121
Total assets	<u>\$ 88,964</u>	<u>\$ (1,066)</u>	<u>\$ 87,898</u>
LIABILITIES AND STOCKHOLDERS' EQUITY			
Current liabilities:			
Current portion of long-term debt	\$ 6,533	\$ -	\$ 6,533
Accounts payable	15,697	-	15,697
Accrued payroll and related expenses	2,676	-	2,676
Other accrued expenses	946	-	946
Customer deposits	146	-	146
Total current liabilities	<u>25,998</u>	<u>-</u>	<u>25,998</u>
Long-term debt	21,104	-	21,104
Total liabilities	<u>47,102</u>	<u>-</u>	<u>47,102</u>
STOCKHOLDERS' EQUITY			
500,000 shares authorized; none issued or outstanding	-	-	-
Common stock, \$0.01 par value:			
Authorized: 50,000,000 shares			
Issued: 10,943,185 shares			
Outstanding: 9,927,727 shares	109	-	109
Additional paid-in capital	43,075	-	43,075
Accumulated income (deficit)	113	(1,066)	(953)
Treasury stock, at cost: 1,015,458 shares	(1,435)	-	(1,435)
Total stockholders' equity	<u>41,862</u>	<u>(1,066)</u>	<u>40,796</u>
Total liabilities and stockholders' equity	<u>\$ 88,964</u>	<u>\$ (1,066)</u>	<u>\$ 87,898</u>

Consolidated Income Statements

	Three months ended			Year ended		
	September 30, 2012			September 30, 2012		
	<u>As reported</u>	<u>Adjustment</u>	<u>Restated</u>	<u>As reported</u>	<u>Adjustment</u>	<u>Restated</u>
	(in thousands)					
Net sales	\$ 37,062	\$ -	\$ 37,062	\$ 144,963	\$ -	\$ 144,963
Cost of sales	<u>30,263</u>	<u>625</u>	<u>30,888</u>	<u>117,007</u>	<u>1,650</u>	<u>118,657</u>
Gross profit	6,799	(625)	6,174	27,956	(1,650)	26,306
Selling and administrative expenses	<u>3,579</u>	<u>-</u>	<u>3,579</u>	<u>15,765</u>	<u>-</u>	<u>15,765</u>
Operating profit	3,220	(625)	2,595	12,191	(1,650)	10,541
Interest and financing expense	297	-	297	1,227	-	1,227
Other (income)/expense	<u>1</u>	<u>-</u>	<u>1</u>	<u>(1,050)</u>	<u>-</u>	<u>(1,050)</u>
Income before provision for income taxes	2,922	(625)	2,297	12,014	(1,650)	10,364
Provision for income taxes	<u>921</u>	<u>(210)</u>	<u>711</u>	<u>4,254</u>	<u>(584)</u>	<u>3,670</u>
Net income	<u>\$ 2,001</u>	<u>\$ (415)</u>	<u>\$ 1,586</u>	<u>\$ 7,760</u>	<u>\$ (1,066)</u>	<u>\$ 6,694</u>
Net income per common and common equivalent share:						
Basic	\$ 0.21	\$ (0.05)	\$ 0.16	\$ 0.80	\$ (0.11)	\$ 0.69
Diluted	0.20	(0.04)	0.16	0.78	(0.11)	0.67
Weighted average number of common and common equivalent shares outstanding:						
Basic	9,660,253		9,660,253	9,663,865		9,663,865
Diluted	9,982,368		9,982,368	9,969,071		9,969,071

Consolidated Statement of Cash Flow

Year ended

September 30, 2012

	As reported	Adjustment	Restated
	(in thousands)		

CASH FLOWS FROM OPERATING ACTIVITIES:

Net income	\$ 7,760	\$ (1,066)	\$ 6,694
Non-cash adjustments:			
Stock-based compensation	595	-	595
Depreciation and amortization	4,297	-	4,297
Change in contingent consideration	1,096	-	1,096
Directors' fees paid in stock	37	-	37
Loss on sale of fixed assets	14	-	14
Reserve for doubtful accounts	101	-	101
Deferred tax expense	3,833	(585)	3,248
Changes in current assets and liabilities:			-
Accounts receivable	(3,871)	-	(3,871)
Inventories	(3,255)	1,651	(1,604)
Other current assets	(77)	-	(77)
Accounts payable	2,947	-	2,947
Accrued expenses	(321)	-	(321)
Customer deposits	(186)	-	(186)
Net cash flows from operating activities	12,970	-	12,970

CASH FLOWS FROM INVESTING ACTIVITIES:

Purchases of fixed assets	(3,080)	-	(3,080)
Proceeds from (net cost of) disposal of fixed assets	46	-	46
Net cash flows from investing activities	(3,034)	-	(3,034)

CASH FLOWS FROM FINANCING ACTIVITIES:

Advances from revolving credit facility	62,563	-	62,563
Repayments of revolving credit facility	(63,173)	-	(63,173)
Repayments under loan agreements and notes	(6,862)	-	(6,862)
Proceeds from exercise of stock options	134	-	134
Proceeds from employee stock plan purchases	64	-	64
Net cash flows from financing activities	(7,274)	-	(7,274)

Net cash flows for the period	2,662	-	2,662
Cash and cash equivalents, beginning of period	-	-	-
Cash and cash equivalents, end of period	\$ 2,662	\$ -	\$ 2,662

Supplemental cash flow information:

Interest paid	\$ 1,106	\$ -	\$ 1,106
Income taxes paid	326	-	326

After taking into account the restatement, the Company remained in compliance with the financial covenants contained in its Credit Agreement with M&T Bank, described in Note 8 – Credit Facilities, for each measurement period during fiscal 2012.

NOTE 3—ALLOWANCE FOR DOUBTFUL ACCOUNTS

A summary follows of activity in the allowance for doubtful accounts during the fiscal year ended September 30, 2013 and 2012.

<u>Allowance for Doubtful Accounts</u> <i>(in thousands)</i>	Years Ended	
	<u>September 30,</u> 2013	<u>September 30,</u> 2012
Allowance, beginning of period	\$ 406	\$ 305
Provision for doubtful accounts	105	101
Write-offs	<u>(59)</u>	<u>-</u>
Allowance, end of period	<u>\$ 452</u>	<u>\$ 406</u>

NOTE 4—INVENTORIES

A summary of inventory by category at period end follows:

<u>Inventories</u> <i>(in thousands)</i>	<u>September 30,</u> 2013	<u>September 30,</u> 2012 <i>(restated)</i>
Raw materials	\$ 14,841	\$ 10,732
Work-in-process	7,564	6,564
Finished goods	<u>1,449</u>	<u>1,661</u>
Total inventories	23,854	18,957
Reserve for excess/obsolete inventory	<u>(1,950)</u>	<u>(1,260)</u>
Inventories, net	<u>\$ 21,904</u>	<u>\$ 17,697</u>

NOTE 5—FIXED ASSETS

Fixed assets and accumulated depreciation at period end consist of the following:

<u>Fixed Assets</u> <i>(in thousands)</i>	<u>September 30,</u> 2013	<u>September 30,</u> 2012
Land and improvements	\$ 1,601	\$ 1,556
Buildings and improvements	11,070	9,852
Leasehold improvements	1,411	1,374
Machinery and equipment	25,963	23,085
Furniture and fixtures	6,165	5,444
Construction in progress	<u>835</u>	<u>673</u>
Total fixed assets, at cost	47,045	41,984
Accumulated depreciation	<u>(29,099)</u>	<u>(24,864)</u>
Fixed assets, net	<u>\$ 17,946</u>	<u>\$ 17,120</u>

Depreciation expense was \$4.3 million and \$3.8 million for the years ended September 30, 2013 and 2012, respectively.

Results of the impairment analyses related to the SCB reporting unit, more fully described in Note 6 – Intangible Assets and Note 7 – Goodwill, did not result in a fixed asset impairment as undiscounted cash flows exceed the carrying value of the assets.

NOTE 6—INTANGIBLE ASSETS

IEC's intangible assets (other than goodwill) were acquired in connection with purchases of SCB in the first quarter of fiscal 2011 and Albuquerque in fiscal 2010.

Among SCB's key attributes as an acquisition candidate were the relationships established with a number of military and defense contractors. The anticipated profitability of those relationships was considered by IEC in arriving at an amount to offer for the firm and also became the basis for allocating a portion of the purchase price to a related customer relationship intangible asset. Based upon several key assumptions and a detailed analysis of value, \$5.9 million was allocated to this intangible asset. The asset is being amortized over its fifteen-year estimated useful life, using the straight-line method.

For the reasons set forth in Note 7 – Goodwill below, the Company recorded an impairment of the customer relationship intangible asset in the fourth quarter of fiscal 2013. As part of the impairment determination, future cash flows of SCB's customer relationships existing at acquisition date were projected based on estimates of future revenues, operating income and other factors, such as working capital and capital expenditures. Factors taken into consideration in arriving at these estimates include historical results since acquisition, industry data and expected challenging market conditions as described more fully in Note 7 – Goodwill. The projections do not include possible future benefits from customer relationships existing at acquisition date that may positively impact other reporting units, including Albuquerque, in the future. The discount rates used in our discounted cash flow method were based on a weighted average cost of capital determined from relevant market comparisons, adjusted upward for risks specific to the reporting unit. An estimated attrition rate was calculated based on the reporting unit's historical revenue. Based on the results of this test, we recognized an impairment charge of \$2.4 million for customer relationships. An impairment analysis for intangible assets was not necessary prior to the fourth quarter of fiscal 2013 for the same reasons a goodwill impairment charge was not recorded prior to the fourth quarter of fiscal 2013 as described in Note 7 - Goodwill.

In connection with the SCB acquisition, IEC also allocated \$100 thousand to an intangible asset representing the estimated value of a five-year, non-compete agreement entered into with SCB's selling shareholders. This intangible asset is being amortized evenly over its contractual life, and there was no impairment to the asset's carrying value of \$44 thousand.

As for Albuquerque, its building and land were acquired subject to an Industrial Revenue Bond ("IRB") that exempts the property from real estate taxes for the term of the IRB. The tax abatement was valued at \$360 thousand at date of acquisition, and such value is being amortized over the 9.2 year exemption period that remained as of the acquisition date. There was no impairment to the asset's carrying value of \$213 thousand.

A summary of intangible assets by category and accumulated amortization at period end follows:

<u>Intangible Assets</u>	<u>September 30, 2013</u>	<u>September 30, 2012</u>
<i>(in thousands)</i>		
Customer relationships - SCB	\$ 5,900	\$ 5,900
Property tax abatement - Albuquerque	360	360
Non-compete agreement - SCB	<u>100</u>	<u>100</u>
Total intangibles	6,360	6,360
Accumulated amortization	(1,301)	(849)
Accumulated impairment - customer relationships	<u>(2,412)</u>	<u>-</u>
Intangible assets, net	<u>\$ 2,647</u>	<u>\$ 5,511</u>

Amortization expense during the years ended September 30, 2013 and 2012 follows:

<u>Amortization Expense</u>	<u>Years Ended</u>	
	<u>September 30, 2013</u>	<u>September 30, 2012</u>
<i>(in thousands)</i>		
Intangible amortization expense	<u>\$ 452</u>	<u>\$ 453</u>

A summary of amortization expense for the next five years follows:

<u>Future Amortization</u>	<u>Estimated future amortization</u>
(in thousands)	
Years ended September 30,	
2014	\$ 254
2015	254
2016	238
2017	234
2018 and thereafter	1,667

NOTE 7—GOODWILL

Goodwill balances resulting from the acquisitions of SCB in the first quarter of fiscal 2011 and Celmet in fiscal 2010 are \$13.7 million and \$0.1 million, respectively.

Since its acquisition, SCB has operated as a reporting unit of the Company, primarily in the military & aerospace market sector. Due to changing circumstances, the Company determined it was necessary to perform a quantitative assessment which resulted in an impairment charge recorded in the fourth quarter of fiscal 2013.

The Company performs its annual impairment test for SCB goodwill during the third quarter. Prior to the fourth quarter of fiscal 2013, these tests indicated no impairment. During the third quarter of fiscal 2013, we performed a qualitative impairment analysis as permitted by ASC 350 – Intangibles – Goodwill and Other. We considered several factors including operating results in recent periods, backlog, market sector and macro-economic conditions and revenue. At the time, we anticipated improved operating margins in future periods. Government activities were not expected to have a significant impact on SCB as the majority of the programs that SCB's customers participate in involve complex, advanced technology including unmanned vehicles, space defense and space exploration – and, as such, were more likely delayed as opposed to permanently cut. Revenue growth also was expected to have a positive impact on operating margins due to improved leverage on existing overhead, selling and administrative costs. The Company therefore determined it was not more likely than not that goodwill was impaired.

Since acquisition, operating expenses at the SCB reporting unit were at a level that would support anticipated higher revenue volumes. Although revenue at the reporting unit increased in fiscal 2013 over fiscal 2012, growth was slower than projected at acquisition date. During the second and third quarters of fiscal 2013, the Company made an effort to increase margins by implementing operational improvements at the reporting unit to reduce costs and improve efficiencies. Notwithstanding improvements, SCB continued to experience poor operating performance. As a result, the Company made strategic decisions during the fourth quarter of fiscal 2013 to direct more revenue from existing and new customers in the military & aerospace market sector to our Albuquerque reporting unit. This change in strategy is expected to improve leverage of expenses at Albuquerque while reducing expenses at SCB. The result is limited, managed growth planned for the SCB reporting unit for the foreseeable future, with future additional growth in this market sector planned to occur at our other locations.

As part of the strategic change noted above, the Company has reduced planned operating expenses in order to better align them with current revenue volumes and planned reduced growth at the SCB reporting unit. Fiscal 2014 measures to improve operating results include planned operational efficiencies, reduction of square footage leased and reduction of personnel, administrative, selling and other discretionary costs. These changes are beginning to take effect in fiscal 2014; however it will take some time to realize the full impact. Recent forecasts for the SCB reporting unit for fiscal 2014 include lower revenue and operating margin projections based on the Company's plans to manage the level of operations at this reporting unit while continuing to grow business in the military & aerospace market sector at other reporting units.

Additionally, since the third quarter of fiscal 2013, uncertainties relative to the military & aerospace market sector have intensified. Federal government indecision regarding funding of budget deficits resulted in a partial government shut-down during October 2013. This followed Department of Defense spending reductions that already occurred as a result of sequestration in the spring of 2013. A temporary suspension of the debt ceiling put an end to the October 2013 shutdown. At the time the Company was performing its impairment analysis, the temporary suspension was scheduled to end in February 2014. At that time, there would be the possibility of another partial shut-down and further cuts that could take effect in calendar 2014 if further sequestration could not be avoided. Although instability has continued to be evident, the Company continues to believe government funding for the majority of our customers' programs that we support is more likely delayed as opposed to permanently cut.

As a result of the factors described above, the Company determined it was necessary to perform a quantitative step one goodwill impairment analysis as of the fourth quarter of fiscal 2013. The fair value of the SCB reporting unit was estimated using discounted cash flows, which is an income approach. The discount rates used were based on a weighted average cost of capital determined from relevant market comparisons, adjusted upward for risks specific to the reporting unit. Future cash flows were projected based on estimates of future revenues, operating income and other factors, such as working capital and capital expenditures. Factors taken into consideration in arriving at these estimates include historical results since acquisition, industry data, and expected challenging market conditions. The projections do not include possible future benefits from customer relationships that may positively impact other reporting units, including Albuquerque, in the future. Despite the planned changes described above, projections still indicate low operating margins, and the carrying value of the SCB reporting unit exceeds the fair value estimated in step one of the impairment analysis. It was therefore necessary to perform step two to determine the amount of the impairment.

The step two analysis was performed utilizing the same factors in the step one analysis described above. The fair value of the assets and liabilities of the reporting unit were estimated and the residual fair value of the reporting unit was compared to the carrying value of goodwill. Based on the results of the step two analysis, the Company recognized a goodwill impairment charge of \$11.8 million.

In the time since the Company performed its impairment analysis, Congress has considered a proposed framework that would avoid another partial government shut-down and further sequestration in 2014. However, details as to exactly how any agreement will impact the Company's customers will take time to emerge. Absent more clarity, the Company did not modify its impairment analysis.

As for the goodwill from the Celmet acquisition, there has been no impairment.

A summary of the total goodwill and accumulated impairment at period end follows:

<u>Goodwill</u>	<u>September 30,</u> <u>2013</u>	<u>September 30,</u> <u>2012</u>
<i>(in thousands)</i>		
Goodwill	\$ 13,810	\$ 13,810
Accumulated impairment	<u>(11,805)</u>	<u>-</u>
Balance	<u>\$ 2,005</u>	<u>\$ 13,810</u>

NOTE 8—CREDIT FACILITIES

A summary of borrowings at September 30, 2013 and 2012 follows:

Debt	Fixed/ Variable	Maturity Date	September 30, 2013		September 30, 2012	
			Balance	Interest Rate (1)	Balance	Interest Rate
<i>(in thousands)</i>						
<u>M&T borrowings (2):</u>						
Revolving Credit Facility	v	01/18/16	\$ 11,261	3.19 %	\$ 6,588	3.00 %
Term Loan A	f	02/01/22	9,259	3.98	-	-
Term Loan B	v	02/01/23	13,184	2.68	-	-
SCB Term Loan	v	12/17/15	-	-	13,000	3.25
Albuquerque Term Loan	v	12/16/14	-	-	2,250	3.25
Albuquerque Mortgage Loan	v	02/01/18	3,000	3.44	3,267	3.25
Celmet Term Loan	v	07/30/15	-	-	1,166	3.25
Equipment Loans - 2	v	12/17/13	-	-	672	3.25
Equipment Loans - 3	f	11/01/12	-	-	108	2.93
Energy Loan	f	04/02/13	-	-	23	2.08
<u>Other borrowings:</u>						
Seller notes, Wire and Cable	f	06/01/13	-	-	463	3.00
Albuquerque Industrial Revenue Bond	f	03/01/19	100	5.63	100	5.63
Total debt			36,804		27,637	
Less: current portion			(2,778)		(6,533)	
Long-term debt			<u>\$ 34,026</u>		<u>\$ 21,104</u>	

(1) Rates noted above are before impact of interest rate swap.

(2) Sale-leaseback agreement with M&T is accounted for as an operating lease, and therefore is not included above for September 30, 2012. The lease terminated during the third quarter of fiscal 2013.

M&T Bank Credit Facilities

On January 18, 2013, the Company and M&T Bank entered into the Fourth Amended and Restated Credit Facility Agreement (“2013 Credit Agreement”), replacing a prior agreement dated December 17, 2010 (“2010 Credit Agreement”). Many of the terms, conditions and covenants remain unchanged from the 2010 Credit Agreement. Borrowings under the 2013 Credit Agreement are secured by, among other things, the assets of IEC and its subsidiaries.

Individual debt facilities provided under the 2013 Credit Agreement are described below:

- a) *Revolving Credit Facility (“Revolver”)*: Up to \$20 million is available through January 18, 2016. The Company may borrow up to the lesser of (i) 85% of eligible receivables plus 35% of eligible inventories or (ii) \$20 million. At IEC's election, another 35% of eligible inventories may be included in the borrowing base for limited periods of time during which a higher rate of interest is charged on the Revolver. Borrowings based on inventory balances are further limited to a cap of \$3.75 million, or when subject to the higher percentage limit, \$4.75 million. At September 30, 2013, the upper limit on Revolver borrowings was \$20.0 million. Average available balances amounted to \$12.8 million and \$12.9 million during the years ended September 30, 2013 and 2012, respectively.

The Company incurs quarterly unused commitment fees ranging from 0.125% to 0.500% of the excess of \$20.0 million over average borrowings under the Revolver. Fees incurred amounted to \$36 thousand and \$33 thousand during the years ended September 30, 2013 and 2012, respectively. The fee percentage varies based on IEC's ratio of debt to EBITDARS.

- b) *Term Loan A*: \$10.0 million was borrowed on January 18, 2013. Principal is being repaid in 108 monthly installments of \$93 thousand.

- c) *Term Loan B*: \$14.0 million was borrowed on January 18, 2013. Principal is being repaid in 120 monthly installments of \$117 thousand.
- d) *Albuquerque Mortgage Loan*: \$4.0 million was borrowed on December 16, 2009. The loan is secured by real property in Albuquerque, NM, and principal is being repaid in monthly installments of \$22 thousand plus a balloon payment due at maturity.
- e) *Energy Loan*: \$0.2 million was borrowed on April 2, 2008, for which interest at a fixed rate of 2.08% is subsidized by the State of New York. Principal was being repaid in 60 equal monthly installments and the loan was paid in full during April 2013.

Subsequent to September 30, 2013, the Company obtained an amendment to the 2013 Credit Agreement (the “Third 2013 Amendment”) for the Celmet Building Term Loan for \$1.3 million. The proceeds were used to reimburse the Company’s cost of purchasing the Rochester, New York facility.

The 2013 Credit Agreement also contains various affirmative and negative covenants including financial covenants. The Company is required to maintain (i) a minimum level of quarterly EBITDARS, (ii) a ratio of total debt to twelve month EBITDARS (“Debt to EBITDARS Ratio”) that is below a specified limit, and (iii) a minimum fixed charge coverage ratio (“Fixed Charge Coverage Ratio”) as described in the tables below. The terms of the 2013 Credit Agreement did not require measurement of financial covenants for the first quarter of fiscal 2013. For the purpose of calculating compliance with the covenants, IEC’s operating lease obligation to M&T Bank for certain equipment sold to the bank on June 27, 2008 and leased back for a period of five years, was treated as debt. During the third quarter of fiscal 2013, the operating lease terminated and the assets were repurchased pursuant to a purchase option in the sale-leaseback arrangement.

On May 15, 2013 we obtained an amendment to the 2013 Credit Agreement (the “First 2013 Amendment”) which modified the Debt to EBITDARS Ratio and Fixed Charge Coverage Ratio covenants, and on August 6, 2013 we obtained a further amendment to the 2013 Credit Agreement (the “Second 2013 Amendment,” and together with the First 2013 Amendment, the “2013 Amendments”) which modified the Debt to EBITDARS Ratio, as shown in the table below. Subsequent to September 30, 2013, on December 13, 2013, we obtained a further amendment to the 2013 Credit Agreement (the “2014 Amendment”) which modified the ratios as follows:

- Debt to EBITDARS Ratio: (a)

2013 Credit Agreement, before 2013 Amendments:	
3/31/2013 through and including 9/29/2013	< 3.00 to 1.00
9/30/2013 and thereafter	<2.75 to 1.00
2013 Credit Agreement, after First 2013 Amendment:	
6/28/2013 through and including 12/27/2013	< 3.25 to 1.00
12/28/2013 through and including 3/28/2014	<3.00 to 1.00
3/29/2014 and thereafter	< 2.75 to 1.00
2013 Credit Agreement, after Second 2013 Amendment:	
6/28/2013 through and including 12/27/2013	< 3.50 to 1.00
12/28/2013 through and including 3/28/2014	<3.00 to 1.00
3/29/2014 and thereafter	< 2.75 to 1.00
2013 Credit Agreement, after 2014 Amendment:	
12/13/2013 through and including 3/27/2014	< 4.50 to 1.00
3/28/2014 through and including 6/26/2014	<3.50 to 1.00
6/27/2014 through and including 9/29/2014	<3.25 to 1.00
09/30/2014 and thereafter	< 2.75 to 1.00

- Fixed Charge Coverage Ratio: (b)

2013 Credit Agreement, before 2013 Amendments: 3/31/2013 and thereafter	> 1.25 to 1.00
2013 Credit Agreement, after First 2013 Amendment: 6/28/2013	>0.95 to 1.00
9/30/2013	>1.00 to 1.00
12/27/2013	>1.15 to 1.00
3/28/2014 and thereafter	>1.25 to 1.00
2013 Credit Agreement, after 2014 Amendment: 3/28/2014 through and including 6/26/2014	≥0.90 to 1.00
06/27/2014 through and including 9/29/2014	≥1.10 to 1.00
9/30/2014 and thereafter	≥1.25 to 1.00

(a) The ratio of debt to earnings before interest, taxes, depreciation, amortization, rent expense and non-cash stock compensation expense.

(b) The ratio compares (i) 12 month EBITDA plus non-cash stock compensation expense minus unfinanced capital expenditures minus cash taxes paid, to (ii) the sum of interest expense, principal payments, sale-leaseback payments and dividends, if any (fixed charges).

The Second 2013 Amendment also amended two definitions used in the calculation of the financial covenants, including: (i) the definition of net income, to add back, through the fiscal quarter ending June 27, 2014, up to \$1.1 million of legal and accounting fees associated with the restatement, and (ii) the definition of interest expense as related to Rate Management Transactions (defined in the 2013 Credit Agreement), to be “the net cash cost or benefit associated with Rate Management Transactions net cash benefit or loss”.

The Company was in compliance with its financial covenants at September 30, 2012. At March 29, 2013 the Company was not in compliance with these financial covenants. At June 28, 2013 and September 30, 2013 the Company was not in compliance with the Debt to EBITDARS Ratio and Fixed Charge Coverage Ratio. The Company has obtained waivers for each period from M&T Bank with respect to such noncompliance.

The waivers received by the Company for failure to comply with the financial covenants at March 29, 2013, June 28, 2013 and September 30, 2013 did not affect the quarterly calculation of the applicable interest rate margin for the Revolver and Albuquerque Mortgage Loan and the Revolver unused fees. However, the Second 2013 Amendment modified the ranges of applicable margins and unused fees by increasing both the lower and upper limit of each range with respect to the applicable debt facility. The applicable margins are determined based on the Debt to EBITDARS Ratio. Changes to applicable margins and unused fees resulting from the Debt to EBITDARS Ratio generally become effective mid-way through the subsequent quarter. The higher Debt to EBITDARS Ratio calculated as of March 29, 2013 resulted in an increase of 0.75% in the effective rate applicable to the Revolver and Albuquerque Mortgage Loan and an increase of 0.375% in the unused commitment fee for the Revolver. The higher Debt to EBITDARS Ratio calculated as of June 28, 2013, in conjunction with the Second 2013 Amendment resulted in an increase of 0.25% in the effective rate applicable to those two loans and the unused commitment fee for the Revolver remained unchanged. However, the 2014 Amendment fixed the applicable margin for the Revolver at 4.25%, for the Albuquerque Mortgage Loan at 4.50% and Term Loan B at 3.25% and the unused fee at 0.50%, in each case through December 13, 2014 and if the Company is not compliant with financial covenants on December 13, 2014, during the period of non-compliance.

Significant modifications made in the 2013 Credit Agreement and subsequent amendments to the financing arrangements previously in effect under the 2010 Credit Agreement include:

- Consolidation of all outstanding term debt, except the Albuquerque Mortgage Loan and the Energy Loan, and an \$8.9 million portion of outstanding loans under the Revolver, into two new and increased term loans, described below (“Term Loan A” and “Term Loan B”);
- Creation of a new Term Loan A in the original principal amount of \$10.0 million, bearing interest at the fixed rate of 3.98% per annum, payable in equal monthly principal payments of \$93 thousand each plus accrued interest, with a final maturity date of February 1, 2022;
- Creation of a new Term Loan B in the original principal amount of \$14.0 million, bearing interest at a variable rate equal to 2.50% above the Libor in effect from time to time, payable in equal monthly principal payments of \$117 thousand each plus

accrued interest, with a final maturity date of February 1, 2023. The 2014 Amendment modified the applicable margin to 3.25% until December 13, 2014. Thereafter, the applicable margin will revert back to the rate range defined in the 2013 Credit Agreement provided that the Company is compliant with all the covenants. If however, the Company is non-compliant with any of the covenants the interest rate will remain at the fixed rate of 3.25% until the Company has become compliant with all the covenants;

- Extension of the maturity date of the Albuquerque Mortgage Loan from December 16, 2014 to February 1, 2018, with no change to the monthly principal payments of \$22 thousand each plus accrued interest;
- Modification of the interest rate applicable to the Albuquerque Mortgage Loan from (i) a range on the applicable quarterly adjustment date of 2.50% to 3.75% above Libor based upon the Company's then Debt to EBITDARS Ratio (ranging from 1.75:1.00 or less to 3.25:1.00 or greater), to (ii) a range on the applicable quarterly adjustment date of 2.00% to 3.25% above Libor based upon the Company's then Debt to EBITDARS Ratio (ranging from 0.75:1.00 or less to 2.75:1.00 or greater). The Second 2013 Amendment modified the interest rate to a range on the applicable quarterly adjustment date of 2.25% to 3.75% above Libor based upon the Company's then Debt to EBITDARS Ratio (ranging from 1.25:1.00 or less to 3.25:1.00 or greater). The 2014 Amendment modified the applicable margin to 4.50% until December 13, 2014. Thereafter, the applicable margin will revert back to the rate range defined in the Second 2013 Amendment provided that the Company is compliant with all the covenants. If however, the Company is non-compliant with any of the covenants the applicable margin will remain at the fixed rate of 4.50% until the Company has become compliant with all the covenants;
- Continuation of the Revolver in the maximum available principal amount of the lesser of \$20.0 million or the amount available under the borrowing base (the formula for which, and interest rate surcharge applicable to optional over-base advances, remains unchanged), with an outstanding principal balance immediately after the closing of \$3.7 million;
- Extension of the maturity date of the Revolver from December 17, 2013 to January 18, 2016;
- Modification of the interest rate applicable to the Revolver from (i) a range on the applicable quarterly adjustment date of 2.25% to 3.50% above Libor based upon the Company's then Debt to EBITDARS Ratio (ranging from 1.75:1.00 or less to 3.25:1.00 or greater), to (ii) a range on the applicable quarterly adjustment date of 1.75% to 3.00% above Libor based upon the Company's then Debt to EBITDARS Ratio (ranging from 0.75:1.00 or less to 2.75:1.00 or greater). The Second 2013 Amendment modified the interest rate to a range on the applicable quarterly adjustment date of 2.00% to 3.50% above Libor based upon the Company's then Debt to EBITDARS Ratio (ranging from 1.25:1.00 or less to 3.25:1.00 or greater). The 2014 Amendment modified the applicable margin to 4.25% until December 13, 2014. Thereafter, the applicable margin will revert back to the rate range defined in the Second 2013 Amendment provided that the Company is compliant with all the covenants. If however, the Company is non-compliant with any of the covenants the interest rate will remain at the fixed rate of 4.25% until the Company has become compliant with all the covenants;
- Modification of the unused fee applicable to the Revolver from (i) a range on the applicable quarterly adjustment date of 0.125% to 0.500% based upon the Company's then ratio of Debt to EBITDARS (ranging from 1.75:1.00 or less to 3.25:1.00 or greater), to (ii) a range on the applicable quarterly adjustment date of 0.125% to 0.500% based upon the Company's then ratio of Debt to EBITDARS (ranging from 0.75:1.00 or less to 2.75:1.00 or greater). The Second 2013 Amendment modified the unused fee to a range on the applicable quarterly adjustment date of 0.250% to 0.500% based upon the Company's then Debt to EBITDARS Ratio (ranging from 1.25:1.00 or less to 3.25:1.00 or greater). The 2014 Amendment modified the unused fee to a fixed rate of 0.50% until December 13, 2014. Thereafter, the unused fee will revert back to the fee range defined in the Second 2013 Amendment provided that the Company is compliant with all the covenants. If however, the Company is non-compliant with any of the covenants the unused fee will remain at the fixed rate of 0.50% until the Company has become compliant with all the covenants;
- Elimination of mandatory prepayments based upon excess cash flow;
- Continuation, unchanged, of existing financial covenants requiring minimum quarterly EBITDARS, a maximum Debt to twelve month EBITDARS ratio, and minimum Fixed Charge Coverage Ratio, all measured at the end of each quarter commencing with the quarter ending in June 2013 (but later modified in the 2013 and 2014 Covenant Amendments); and
- Modification of the prohibition against dividends and stock repurchases to permit an aggregate maximum of \$3.5 million of such distributions prior to February 1, 2023 absent default at the time of the applicable payment.

In connection with the 2013 Credit Agreement, on January 18, 2013, the Company and M&T Bank entered into an interest rate swap arrangement ("Swap Transaction"). The Swap Transaction is for a notional amount of \$14.0 million with an effective date of February 1, 2013 and a termination date of February 1, 2023. The Swap Transaction is designed to reduce the variability of future interest payments with respect to Term Loan B by effectively fixing the annual interest rate payable on the loan's outstanding principal. Pursuant to the swap transaction, the Company's one month Libor rate is swapped for a fixed rate of 1.32%. When the swap fixed rate is added to the Term Loan B spread of 2.50%, the Company's interest rate applicable to Term Loan B is effectively fixed at 3.82%.

The 2010 Credit Agreement provided for various debt facilities as detailed below. The revolving credit facility and term loan borrowings under the 2010 Credit Agreement bore interest at Libor plus a margin that varied between 2.25% and 3.75% based on the Company's Debt to EBITDARS Ratio.

The 2010 Credit Agreement was modified on November 17, 2011 by a letter agreement that extended the Equipment Line of Credit to December 17, 2013 and made all loans under such line due and payable no later than that date. The 2010 Credit Agreement required prepayments of term loans equal to 50% of excess cash flow for fiscal years ending after September 30, 2010 and the letter agreement changed that requirement to fiscal years ending after September 30, 2011.

Individual debt facilities that were provided under the 2010 Credit Agreement are described below:

- a) *Revolving Credit Facility ("Revolver")*: Up to \$20.0 million was available through December 17, 2013. The Company could borrow up to the lesser of (i) 85% of eligible receivables plus 35% of eligible inventories or (ii) \$20.0 million. At IEC's election, another 35% of eligible inventories would be included in the borrowing base for limited periods of time during which a higher rate of interest would be charged on the Revolver. Borrowings based on inventory balances were further limited to a cap of \$3.75 million, or when subject to the higher percentage limit, \$4.75 million.
- b) *SCB Term Loan*: \$20.0 million was borrowed on December 17, 2010 and principal was being repaid in 60 equal monthly installments. This loan was paid off during January 2013.
- c) *Albuquerque Term Loan*: \$5.0 million was borrowed on December 16, 2009, and principal was being repaid in 60 equal monthly installments. This loan was paid off during January 2013.
- d) *Albuquerque Mortgage Loan*: \$4.0 million was borrowed on December 16, 2009. The loan is secured by real property in Albuquerque, NM, and principal was being repaid in 60 monthly installments of \$22 thousand plus a balloon payment due at maturity. The maturity date of the mortgage loan was modified from December 16, 2014 to February 1, 2018; with no change to the monthly principal payments of \$22 thousand each plus accrued interest.
- e) *Celmet Term Loan*: \$2.0 million was borrowed on July 30, 2010, and principal was being repaid in 60 equal monthly installments. This loan was paid off during January 2013.
- f) *Equipment Line of Credit*: Up to \$1.5 million, reduced by outstanding loans, was available through December 17, 2013. The line was available for purchases of capital equipment. Borrowings under the line were supported by individual notes that specify interest and principal repayment terms. The Company had the option to select whether the interest rate was fixed or variable. Equal payments of principal were being made over 48 months for two of the loans and over 60 months for one loan. These loans were paid off during January 2013.
- g) *Energy Loan*: \$0.2 million was borrowed on April 2, 2008 under this facility, for which interest at a fixed rate of 2.08% was subsidized by the State of New York. Principal was being repaid in 60 equal monthly installments and the loan was paid in full during April 2013.

Other Credit Facilities

- h) *Seller Notes*: The May 2008 acquisition of Wire and Cable was financed in part by three promissory notes payable to the sellers totaling \$3.8 million. These notes were subordinated to borrowings under the Credit Agreement and were being repaid in quarterly installments of \$160 thousand, including interest. Effective October 1, 2011, the interest rate on the notes was reduced from 4.0% to 3.0% without altering any other terms of the borrowings. The seller notes were paid in full during June 2013.
- i) *Albuquerque Industrial Revenue Bond*: When IEC acquired Albuquerque, the Company assumed responsibility for a \$100 thousand Industrial Revenue Bond issued by the City of Albuquerque. Interest on the bond is paid semiannually, and principal is due in its entirety at maturity.

A summary of contractual principal payments under IEC's borrowings for the next five years taking into consideration the 2013 Credit Agreement follows:

<u>Debt Repayment Schedule</u>	<u>Contractual Principal Payments (1)</u>
<i>(in thousands)</i>	
Years ended September 30,	
2014	\$ 2,778
2015	2,778
2016 (2)	14,038
2017	2,778
2018 and thereafter	<u>14,432</u>
	<u>\$ 36,804</u>

(1) Does not include the Celmet Term Loan of \$1.3 million the Company obtained subsequent to September 30, 2013.

(2) Includes Revolver balance of \$11.3 million as of September 30, 2013.

NOTE 9—DERIVATIVE FINANCIAL INSTRUMENTS

Interest Rate Risk Management

In connection with the 2013 Credit Agreement, on January 18, 2013, the Company and M&T Bank entered into an interest rate swap arrangement ("Swap Transaction"). The Swap Transaction is for a notional amount of \$14,000,000 with an effective date of February 1, 2013 and a termination date of February 1, 2023. The Swap Transaction is designed to reduce the variability of future interest payments with respect to Term Loan B by effectively fixing the annual interest rate payable on outstanding principal of Term Loan B. Pursuant to the interest rate swap, the Company's one month Libor rate is swapped for a fixed rate of 1.32%. When the swap fixed rate is added to the Term Loan B Spread of 2.50%, the Company's interest rate applicable to Term Loan B is effectively fixed at 3.82%.

The fair value of the interest rate swap agreement represented an asset of \$0.3 million at September 30, 2013 and was estimated based on Level 2 inputs. The Company did not designate the swap as a cash flow hedge at inception and therefore, the gains or losses from the changes in fair value of the derivative instrument are recognized in earnings for the period ended September 30, 2013 within interest expense.

The fair value of the interest rate swap recorded in other assets in the Consolidated Balance Sheet at September 30, 2013 is \$0.3 million.

NOTE 10—FAIR VALUE OF FINANCIAL INSTRUMENTS

Financial Instruments Carried at Fair Value

The Company's interest rate swap agreement is recorded on the balance sheet as either an asset or a liability measured at fair value. The Company estimates the fair value of its interest rate swap agreement based on Level 2 valuation inputs, including fixed interest rates, Libor implied forward interest rates and the remaining time to maturity. At September 30, 2013, the interest rate swap agreement is an asset of \$0.3 million.

Financial Instruments Carried at Historical Cost

The Company's long-term debt is not quoted. Fair value was estimated using a discounted cash flow analysis based on Level 2 valuation inputs, including borrowing rates the Company believes are currently available to it for loans with similar terms and maturities.

The Company's debt is carried at historical cost on the balance sheet. The fair value and carrying value of Term Loan A at September 30, 2013 are \$7.6 million and \$9.3 million, respectively. The fair value of the remainder of the Company's debt approximated carrying value at September 30, 2013 as it is variable rate debt. The fair value of the Company's debt agreements approximated carrying value at September 30, 2012.

NOTE 11—WARRANTY RESERVES

IEC generally warrants its products and workmanship for up to twelve months from date of sale. As an offset to warranty claims, the Company is sometimes able to obtain reimbursement from suppliers for warranty-related costs or losses. Based on historical warranty claims experience and in consideration of sales trends, a reserve is maintained for estimated future warranty costs to be incurred on products and services sold through the balance sheet date.

A summary of additions to and charges against IEC's warranty reserves during the period follows:

Warranty Reserve	Years Ended	
	September 30, 2013	September 30, 2012
<i>(in thousands)</i>		
Reserve, beginning of period	\$ 388	\$ 448
Provision	13	167
Warranty costs	(182)	(227)
Reserve, end of period	<u>\$ 219</u>	<u>\$ 388</u>

NOTE 12—DEFERRED GRANTS

The Company received grants for certain facility improvements from state and local agencies in which the Company operates. These grants reimburse the Company for a portion of the actual cost or provide in kind services in support of capital projects. During the year ended September 30, 2013, the Company received grant proceeds of \$0.2 million, from such grant programs.

One of the Company's grants is a loan to grant agreement. The Company has signed a promissory note, which will be forgiven if certain employment targets are obtained at future dates. If the employment targets are not obtained, the Company is obligated to repay the loan with interest. As the Company intends to comply with these agreements, the Company has recorded the funds received as other long-term liabilities on the balance sheet.

The Company is also the recipient of matching grants from two local governmental agencies related to certain renovations for one of its operating locations. One agency is contributing in kind services and property of \$0.1 million while the other is contributing cash of \$0.1 million to match expenditures by the Company of at least the same amount.

The grants will be amortized over the useful lives of the related fixed assets when there is reasonable assurance that the Company will meet the employment targets. The Company has recorded amortization of \$17 thousand for the deferred grants through September 30, 2013.

NOTE 13—STOCK-BASED COMPENSATION

The 2010 Omnibus Incentive Compensation Plan ("2010 Plan") was approved by the Company's stockholders at the January 2011 Annual Meeting of the Shareholders. This plan replaced IEC's 2001 Stock Option and Incentive Plan ("2001 Plan"), which expired in December 2011. The 2010 Plan, which is administered by the Compensation Committee of the Board of Directors, provides for the following types of awards: incentive stock options, nonqualified options, stock appreciation rights, restricted shares, restricted stock units, performance compensation awards, cash incentive awards, director stock and other equity-based and equity-related awards. Awards are generally granted to certain members of management and employees, as well as directors. Under the 2010 Plan, up to 2,000,000 common shares may be issued over a term of ten years.

Stock-based awards granted through December 2011, were made under the 2001 Plan. Awards granted after December 2011, were made under the 2010 Plan and future awards will be made under the 2010 Plan.

Stock compensation expense recorded under the plans totaled \$0.6 million in each of the fiscal years ended September 30, 2013 and 2012. Expenses relating to stock options that comply with certain U.S. income tax rules are neither deductible by the Company nor taxable to the employee. Further information regarding awards granted under the 2001 Plan, 2010 Plan and employee stock purchase plan is provided below.

Stock Options

When options are granted, IEC estimates fair value using the Black-Scholes option pricing model and recognizes the computed value as compensation cost over the vesting period, which is typically four years. The contractual term of options granted under the plan is generally seven years.

Assumptions used in the Black-Scholes model and the estimated value of options granted during the years ended September 30, 2013 and 2012 follows:

Valuation of Options	Years Ended	
	September 30, 2013	September 30, 2012
<u>Assumptions for Black-Scholes:</u>		
Risk-free interest rate	0.55%	0.63%
Expected term in years	4.0	4.0
Volatility	49%	51%
Expected annual dividends	none	none
<u>Value of options granted:</u>		
Number of options granted	50,000	57,200
Weighted average fair value per share	\$ 2.65	\$ 2.01
Fair value of options granted (000's)	\$ 133	\$ 115

A summary of stock option activity, together with other related data, follows:

Stock Options	Years Ended			
	September 30, 2013		September 30, 2012	
	Number of Options	Wgt. Avg. Exercise Price	Number of Options	Wgt. Avg. Exercise Price
Outstanding, beginning of period	280,789	\$ 3.82	371,339	\$ 3.32
Granted	50,000	6.91	57,200	5.03
Exercised	(30,150)	2.00	(70,750)	0.56
Forfeited	(45,756)	5.52	(72,000)	4.60
Expired	(8,500)	2.01	(5,000)	0.55
Outstanding, end of period	<u>246,383</u>	\$ 4.38	<u>280,789</u>	\$ 3.82
<u>For options expected to vest</u>				
Number expected to vest	234,967	\$ 4.29	266,750	\$ 3.82
Weighted average remaining term, in years	3.5		4.0	
Intrinsic value (000s)		\$ 168		\$ 791
<u>For exercisable options</u>				
Number exercisable	108,033	\$ 2.36	118,639	\$ 1.80
Weighted average remaining term, in years	1.8		2.3	
Intrinsic value (000s)		\$ 168		\$ 591
<u>For non-exercisable options</u>				
Expense not yet recognized (000s)		\$ 194		\$ 164
Weighted average years to be recognized	2.5		2.6	
<u>For options exercised</u>				
Intrinsic value (000s)		\$ 131		\$ 276

Changes in the number of non-vested options outstanding, together with other related data, follows.

Stock Options	Years Ended			
	September 30, 2013		September 30, 2012	
	Number of Options	Wgt. Avg. Grant Date Fair Value	Number of Options	Wgt. Avg. Grant Date Fair Value
Non-vested, beginning of period	157,150	\$ 2.42	241,100	\$ 2.02
Granted	50,000	2.65	57,200	2.01
Vested	(23,044)	2.26	(69,150)	2.13
Forfeited	<u>(45,756)</u>	2.51	<u>(72,000)</u>	2.12
Non-vested, end of period	<u>138,350</u>	\$ 2.51	<u>157,150</u>	\$ 2.42

Restricted (Non-vested) Stock

Holders of IEC restricted stock have voting and dividend rights as of the date of grant, but until vested the shares may be forfeited and cannot be sold or otherwise transferred. At the end of the vesting period, which is typically four or five years (three years in the case of directors), holders have all the rights and privileges of any other IEC common stockholder. The fair value of a share of restricted stock is its market value on the date of grant, and that value is recognized as stock compensation expense over the vesting period.

A summary of restricted stock activity, together with related data, follows:

Restricted (Non-vested) Stock	Years Ended			
	September 30, 2013		September 30, 2012	
	Number of Non-vested Shares	Wgt. Avg. Grant Date Fair Value	Number of Non-vested Shares	Wgt. Avg. Grant Date Fair Value
Outstanding, beginning of period	339,939	\$ 5.69	284,476	\$ 5.76
Granted	90,708	6.82	98,325	5.21
Vested	(58,372)	5.45	(26,338)	5.17
Shares withheld for payment of taxes upon vesting of restricted stock	(4,441)	4.70	-	
Forfeited	<u>(92,360)</u>	6.15	<u>(16,524)</u>	4.96
Outstanding, end of period	<u>275,474</u>	\$ 5.96	<u>339,939</u>	\$ 5.69

For non-vested shares

Expense not yet recognized (000s)	\$ 811	\$ 963
Weighted average remaining years for vesting	2.8	1.8

For shares vested

Aggregate fair value on vesting dates (000s)	\$ 388	\$ 136
--	--------	--------

Employee Stock Purchase Plan

The Company administers an employee stock purchase plan ("ESPP") that provides for a discounted stock purchase price for purchases after October 1, 2011. Employee contributions to the plan, net of withdrawals were \$49 thousand and \$112 thousand for the years ended September 30, 2013 and 2012, respectively. Compensation expense recognized under the ESPP was \$5 thousand and \$12 thousand for the years ended September 30, 2013 and 2012, respectively. On May 21, 2013, the Compensation Committee of the Company's Board of Directors suspended operation of the ESPP indefinitely in connection with the restatement of the Company's financial statements described herein (including unavailability of the registration statement covering shares offered under the plan due to the failure of the Company to be current in its filings with the SEC).

Stock Issued to Board Members

In addition to annual grants of restricted stock, Board members may elect to have their meetings fees paid to the form of shares of the Company's common stock. During the fiscal years ended September 30, 2013 and 2012, board members were granted 1,480 and 6,920 shares of common stock, respectively, as payment of such meeting fees. The Company recognized compensation expense

related to the Board members of \$10 thousand and \$37 thousand during the fiscal years ended September 30, 2013 and 2012, respectively.

NOTE 14—RETIREMENT PLAN

The Company administers a retirement savings plan for the benefit of its eligible employees and their beneficiaries under the provisions of Sections 401(a) and (k) of the Internal Revenue Code. Eligible employees may contribute a portion of their compensation to the plan, and the Company is permitted to make discretionary contributions as determined by the Board of Directors. For the Albuquerque unit, the Company contributes 25% of the first 6% contributed by employees. Company contributions on behalf of Albuquerque employees totaled \$35 thousand and \$34 thousand during the years ended September 30, 2013 and 2012. During 2012, the Company also made a one time contribution of 25% of the first 3% contributed by employees, totaling \$219 thousand.

NOTE 15—INCOME TAXES

Provisions for income taxes for the years ended September 30, 2013 and 2012 are summarized below:

Income Tax Provision	Years Ended	
	September 30, 2013	September 30, 2012
<i>(in thousands)</i>		<i>(restated)</i>
Current tax expense:		
State	\$ 209	\$ 205
Federal	(80)	216
Deferred tax expense:		
State	(557)	65
Federal	<u>(5,094)</u>	<u>3,184</u>
Provision/(benefit) for income taxes	<u>\$ (5,522)</u>	<u>\$ 3,670</u>

Differences between the federal statutory rate and IEC's effective rates of tax for 2013 and 2012 are explained by the following reconciliation.

Taxes as Percent of Pretax Income	Years Ended	
	September 30, 2013	September 30, 2012
		<i>(restated)</i>
Federal statutory rate	(34.0) %	34.0 %
State income taxes, net of federal benefit	(2.3)	2.4
Increases in tax credits	(1.3)	(0.7)
IRS Audit	0.6	0.1
Other	<u>0.3</u>	<u>(0.4)</u>
Income tax provision/(benefit) as percent of pretax income	<u>(36.7) %</u>	<u>35.4 %</u>

The following table displays deferred tax assets/liability by category:

Deferred Income Taxes (in thousands)	September 30,	
	2013	2012 (restated)
Deferred tax assets:		
Net operating loss carryforward	\$ 5,913	\$ 5,068
Alternative minimum tax credit carryforward	870	831
Depreciation and fixed assets	250	-
Amortization and impairment of intangibles	3,610	-
New York State investment tax & other credits	1,186	990
Inventories	737	535
Other	923	1,091
Total before allowance	13,489	8,515
Valuation allowance	(455)	(455)
Deferred tax assets, net	13,034	8,060
Deferred tax liability:		
Amortization and impairment of intangibles	-	(472)
Depreciation and fixed assets	-	(205)
Net deferred income taxes (current and deferred)	\$ <u>13,034</u>	\$ <u>7,383</u>

IEC has federal and state net operating loss carryforwards (“NOLs”) for income tax purposes of approximately \$16.2 million and \$26.1 million, respectively, at September 30, 2013, expiring mainly in years 2021 through 2025.

In addition, \$1.2 million of New York State investment tax and other credits are available to the Company as carryforwards, expiring in various years through 2028. These credits cannot be utilized until the New York net operating loss carryforward is exhausted. We have recorded a valuation allowance for these credits to the extent that we believe it is more likely than not that the tax benefit will not be realized. If the credits expire unused, the related deferred tax asset and offsetting valuation allowance will be reduced.

NOTE 16—MARKET SECTORS AND MAJOR CUSTOMERS

A summary of sales, according to the market sector within which IEC's customers operate, follows:

% of Sales by Sector	Three Months Ended		Years Ended	
	September 30, 2013	September 30, 2012	September 30, 2013	September 30, 2012
Military & Aerospace	49%	50%	51%	43%
Medical	20%	21%	20%	22%
Industrial	22%	22%	21%	25%
Communications & Other	9%	7%	8%	10%
	<u>100%</u>	<u>100%</u>	<u>100%</u>	<u>100%</u>

One individual customer in the Industrial sector represented 15% of sales for the year ended September 30, 2013. No other customers represented 10% or more of sales for the current period. Two individual customers represented 10% or more of sales for the year ended September 30, 2012: one customer in the Industrial sector represented 19% of sales and one customer in the Medical sector represented 15% of sales. Individual customers representing 10% or more of receivables accounted for 13% of outstanding balances at September 30, 2013 (one customer), and 10% of outstanding receivable balances at September 30, 2012 (one customer).

Credit risk associated with individual customers is periodically evaluated by analyzing the entity's financial condition and payment history. Customers generally are not required to post collateral.

NOTE 17—LITIGATION

As discussed in Note 2 to these consolidated financial statements, the Company restated its financial statements. In connection with the restatement, the Audit Committee conducted an independent review of the underlying facts and circumstances, and the Company is responding to a now formal investigation by the staff of the SEC relating to the restatement and other matters and an amended complaint in a now consolidated shareholder class action originally filed June 28, 2013 in the United States District Court, Southern District of New York, against the Company and its CEO and CFO seeking unspecified compensatory damages. While the Company believes the complaint is without merit, it is too early to determine the potential outcome.

From time to time, the Company may be involved in other legal actions in the ordinary course of its business, but management does not believe that any such other proceedings commenced through the date of these financial statements, individually or in the aggregate, will have a material adverse effect on the Company's financial position.

NOTE 18—COMMITMENTS AND CONTINGENCIES

Leases

The Company is obligated under non-cancelable operating leases, primarily for manufacturing equipment, buildings and office equipment. Leases for buildings occupied by IEC's businesses expire as follows: Celmet in July 2014 and SCB primarily in September 2018. These operating leases generally contain renewal options and require the Company to pay executory costs such as taxes, insurance and maintenance.

A summary of minimum lease obligations through the remainder of the lease terms follows:

<u>Future Rental Obligations</u>	<u>Contractual Lease Payments (1)</u> (thousands)
Twelve months ending September 30,	
2014	\$ 373
2015	320
2016	321
2017	281
2018	270

- (1) The Celmet facility future lease payments that were due under its lease at September 30, 2013 have been excluded from the table above as the Company purchased the facility in November 2013. See Note 8, "Credit Facilities" for more information.

Rent expense was \$1.1 million and \$1.3 million for the years ended September 30, 2013 and 2012.

Purchase Commitments

During August 2011, one of IEC's operating units entered into a five-year agreement with one of its suppliers to purchase a minimum volume of materials in exchange for receiving favorable pricing on the unit's purchases. In the event the unit's cumulative purchases do not equal or exceed stated minimums, the supplier has a right to terminate the agreement and the IEC unit would be obligated to pay an early termination fee that declines from \$365 thousand to zero over the term of the agreement. As of the date of this Form 10-K, the company expects to exceed minimum purchase requirements under the agreement, thereby avoiding any termination fee.

NOTE 19—QUARTERLY FINANCIAL DATA (UNAUDITED)

The accompanying unaudited financial information for the three month periods specified below have been prepared in accordance with GAAP for interim financial information. In the opinion of management, all adjustments required for a fair presentation of the information have been made.

Key financial data for quarterly periods in fiscal years ended September 30, 2013 and 2012 as restated, is presented in the table below. For further information regarding the restatement, see Note 2 – Restatement of Consolidated Financial Statements.

It should be noted that quarterly amounts are rounded separately and as a result the sum of the quarterly amounts may not equal the computed amount for the full year.

	<u>Net Sales</u>	<u>Gross Profit</u>	<u>Net Income/(Loss)</u>	<u>Basic Earnings/ (Loss) Per Share</u>	<u>Diluted Earnings/ (Loss) Per Share</u>
	<i>(Unaudited; in thousands, except per share data)</i>				
<u>Fiscal Quarters</u>					
Fourth 2013	\$ 39,122	\$ 5,454	\$ (8,667)	\$ (0.89)	\$ (0.89)
Third 2013	35,154	5,159	382	0.04	0.04
Second 2013	33,681	2,899	(1,144)	(0.12)	(0.12)
First 2013, restated	32,989	4,165	(101)	(0.01)	(0.01)
Fourth 2012, restated	\$ 37,062	\$ 6,174	\$ 1,586	\$ 0.16	\$ 0.16
Third 2012, restated	36,022	6,852	1,843	0.19	0.18
Second 2012, restated	38,020	8,083	2,498	0.26	0.25
First 2012, restated	33,859	5,199	766	0.08	0.08

Item 9. CHANGES IN AND DISAGREEMENTS WITH ACCOUNTANTS ON ACCOUNTING AND FINANCIAL DISCLOSURE

Not applicable.

Item 9A. CONTROLS AND PROCEDURES

Evaluation of disclosure controls and procedures

IEC's management, with the participation of our Chief Executive Officer and Chief Financial Officer, evaluated the effectiveness of the design and operation of the Company's disclosure controls and procedures (as defined in Rules 13a-15(c) and 15d-15(c) under the Securities Exchange Act of 1934 (the "Exchange Act")) as of September 30, 2013, the end of the period covered by this Form 10-K. Based on that evaluation, our Chief Executive Officer and Chief Financial Officer concluded that as of September 30, 2013, the Company's disclosure controls and procedures were effective.

Subsequent to our original filing of our Annual Report on Form 10-K for the year ended September 30, 2012 ("Original 2012 10-K") and in connection with the restatement discussed elsewhere in this Form 10-K, management identified a material weakness in our internal control over financial reporting related to an error in accounting for work-in-process inventory, as described in Management's Report on Internal Control over Financial Reporting, below. As a result of this identification of a material weakness, IEC's management, with the participation of our Chief Executive Officer and Chief Financial Officer, reevaluated the effectiveness of the Company's disclosure controls and procedures as of September 30, 2012. Based on that reevaluation, our Chief Executive Officer and Chief Financial Officer concluded that our disclosure controls and procedures were not effective as of September 30, 2012, solely as a result of the material weakness described below.

Management's Report on Internal Control over Financial Reporting

Our management, under the supervision of our Chief Executive Officer and Chief Financial Officer, is responsible for establishing and maintaining adequate internal control over financial reporting, as defined in Exchange Act Rules 13a-15(f) and 15d-15(f). Our internal control system was designed to provide reasonable assurance regarding the reliability of financial reporting and the

preparation of financial statements for external purposes in accordance with generally accepted accounting principles in the United States of America. The Company's internal control over financial reporting includes those policies and procedures that:

- (i) pertain to the maintenance of records that, in reasonable detail, accurately and fairly reflect the transactions and asset dispositions of the Company;
- (ii) provide reasonable assurance that transactions are recorded as necessary to permit preparation of financial statements in accordance with generally accepted accounting principles, and that receipts and expenditures of the Company are being made only in accordance with authorizations of management and directors of the Company; and
- (iii) provide reasonable assurance regarding prevention or timely detection of unauthorized acquisition, use or disposition of the Company's assets that could have a material effect on financial statements.

Prior to the filing of our Original 2012 10-K, IEC's management, with the participation of our Chief Executive Officer and Chief Financial Officer, evaluated the effectiveness, as of September 30, 2012, of our internal control over financial reporting, based on the framework entitled "Internal Controls – Integrated Framework" issued by the Committee of Sponsoring Organizations of the Treadway Commission (COSO). Based on this evaluation, our management concluded that as of September 30, 2012, our internal control over financial reporting was effective.

Subsequent to the filing of Original 10-K and in connection with the restatement discussed in the Restated 10-K/A and elsewhere in this Form 10-K, management identified a material weakness in our internal control over financial reporting related to an error in accounting for work-in-process inventory. As a result of this identification of a material weakness, IEC's management, with the participation of our Chief Executive Officer and Chief Financial Officer, reevaluated the effectiveness of the Company's internal control over financial reporting as of September 30, 2012. Based on that reevaluation, our Chief Executive Officer and Chief Financial Officer concluded that the Company did not maintain effective internal control over financial reporting as of September 30, 2012.

A material weakness is a deficiency, or a combination of deficiencies, in internal control over financial reporting such that there is a reasonable possibility that a material misstatement of the Company's annual or interim financial statements will not be prevented or detected on a timely basis. The material weakness in our internal control over financial reporting resulted in the restatement of our fiscal 2012 financial statements included in our Restated 10-K/A and the restatement of our financial statements for the quarter ended December 28, 2012 included in our Restated 10-Q/A.

Management identified control deficiencies related to the Company's reconciliation and review of accounting for work-in-process inventory as well as financial review and analysis. These controls did not operate effectively at the Company's wholly owned subsidiary, Southern California Braiding, Inc. Specifically, the reconciliation of work-in-process inventory contained an error in capitalization of labor and overhead related to the stage of completion. In addition, reconciliation reviews did not detect the error. As a result, discrepancies accumulated in the inventory accounts, which resulted in material differences between costs capitalized for work-in-process inventory and cost of sales. These deficiencies resulted in material adjustments to inventory and cost of sales in the Company's consolidated financial statements for the fiscal year ended September 30, 2012 as well as the unaudited interim periods during fiscal 2012 and the first quarter of fiscal 2013 and aggregated to a material weakness.

To address this material weakness, we implemented certain remedial measures, including additional managerial reviews and documentation, specifically lower of cost or market analysis and review of other financial metrics and data to be performed at least quarterly. We continue to evaluate the remedial measures and the material weakness cannot be considered fully remediated until the applicable controls operate for a sufficient period of time and management has concluded, through testing, that these controls are operating effectively.

Neither the Restated 10-K/A nor this Form 10-K includes an attestation report of our registered public accounting firm regarding internal control over financial reporting because the Securities and Exchange Commission's rules regarding such attestations do not apply to smaller reporting companies.

Changes in internal control over financial reporting

As reported in our Original 2012 10-K the fiscal quarter ended September 30, 2012, there were no changes in our internal controls that materially affected, or are reasonably likely to materially affect, our internal control over financial reporting. However, the material weakness described above, which related to accounting for work-in-process inventory, was identified after the end of the period covered by the Original 2012 10-K. As described above, we have implemented certain measures subsequent to the period covered by the Original 2012 10-K to address this material weakness. No additional changes have been implemented during the period between filing the Original 2012 10-K and the filing of this Form 10-K.

Limitations on the effectiveness of control systems

IEC's management does not expect that our disclosure controls and internal controls will prevent all errors and fraud. Because of inherent limitations in any such control system (e.g. faulty judgments, human error, information technology system error, or intentional circumvention), there can be no assurance that the objectives of a control system will be met under all circumstances. Moreover, projections of any evaluation of effectiveness to future periods are subject to the risks that controls may become inadequate

because of changes in conditions, or that the degree of compliance with the policies or procedures may deteriorate. The benefits of a control system also must be considered relative to the costs of the system and management's judgments regarding the likelihood of potential events. In summary, there can be no assurance that any control system will succeed in achieving its goals under all possible future conditions, and as a result of these inherent limitations, misstatements due to error or fraud may occur and may or may not be detected.

Item 9B. OTHER INFORMATION

None.

PART III

Item 10. DIRECTORS, EXECUTIVE OFFICERS AND CORPORATE GOVERNANCE

The information required by this item is presented under the captions entitled "Election of Directors – Nominees for Election as Directors," "Section 16(a) Beneficial Ownership Reporting Compliance" and "Election of Directors – Corporate Governance and Board Matters" contained in IEC's definitive proxy statement issued in connection with the 2014 Annual Meeting of Stockholders (the "Proxy Statement") and is incorporated in this Form 10-K by reference thereto. The information regarding Executive Officers of the Registrant is found in Part I of this Form 10-K.

Item 11. EXECUTIVE COMPENSATION

The information required by this item is presented under the captions entitled "Compensation of Named Executive Officers and Directors" and "Election of Directors – Corporate Governance and Board Matters – Compensation Committee Interlocks and Insider Participation" contained in the Proxy Statement and is incorporated in this Form 10-K by reference thereto.

Item 12. SECURITY OWNERSHIP OF CERTAIN BENEFICIAL OWNERS AND MANAGEMENT AND RELATED STOCKHOLDER MATTERS

Except as set out below, the information required by this item is presented under the caption entitled "Security Ownership of Certain Beneficial Owners and Management" contained in the Proxy Statement and is incorporated in this Form 10-K by reference thereto.

The table that follows sets forth information concerning IEC's equity compensation plans as of September 30, 2013. Under the 2001 Plan, which expired in December 2011, the following types of equity awards were made: stock options; restricted stock; share-based compensation for outside directors; and other stock-based awards. Although no further awards may be made under the 2001 Plan, shares may continue to be issued under it in order to satisfy awards made prior to the 2001 Plan's expiration.

Under the 2010 Plan, which was approved by IEC's stockholders in January 2011, the following types of awards may be made: incentive stock options, nonqualified options, stock appreciation rights, restricted shares, restricted stock units, performance compensation awards, cash incentive awards, director stock and other equity-based and equity-related awards. All awards made since January 1, 2012 have been made under the 2010 Plan.

In addition to the above-named plans, IEC administers an employee stock purchase plan, which was approved by IEC's stockholders in February 2012.

Equity Compensation Plan Information

<u>Plan Category</u>	<u>Number of Shares to be Issued Upon Exercise of Outstanding Options, Warrants and Rights</u>	<u>Wgtd Average Exercise Price of Outstanding Options, Warrants and Rights</u>	<u>Number of Shares Remaining Available for Future Issuance Under Equity Compensation Plans (2)</u>
Equity compensation plans:			
Approved by stockholders	246,383 (1)	\$4.38	1,816,220
Not approved by stockholders	-	-	-
Total	<u>246,383</u>	<u>\$4.38</u>	<u>1,816,220</u>

(1) Represents shares issuable upon exercise of awards granted under the 2001 Plan, which was approved by IEC stockholders in February 2002 and terminated in December 2011, as well as awards granted under the 2010 Plan, which was approved by IEC stockholders in January 2011 and terminates in January 2021.

(2) Excludes shares reflected in first column. Includes shares remaining available for issuance under the 2010 Plan.

Item 13. CERTAIN RELATIONSHIPS AND RELATED TRANSACTIONS, AND DIRECTOR INDEPENDENCE

The information required by this item is presented under the captions "Certain Relationships and Related Person Transactions" and "Election of Directors – Corporate Governance and Board Matters – Director Independence" contained in the Proxy Statement and is incorporated in this Form 10-K by reference thereto.

Item 14. PRINCIPAL ACCOUNTANT FEES AND SERVICES

The information required by this item is presented under the caption "Ratification of Selection of the Company's Independent Registered Public Accounting Firm For Fiscal 2013" contained in the Proxy Statement and is incorporated in this Form 10-K by reference thereto.

PART IV

Item 15. EXHIBITS AND CONSOLIDATED FINANCIAL STATEMENT SCHEDULES

The following documents are filed as part of this Form 10-K:

Financial Statements

Reference is made to Item 8, "Financial Statements and Supplementary Data" of Part II of this Form 10-K. No financial statement schedules are required to be filed by Item 8 of Part II of this Form 10-K.

Exhibits

For the exhibits that are filed herewith or incorporated herein by reference, see the Index to Exhibits located immediately following the signature page to this Form 10-K. The Index to Exhibits is incorporated herein by reference.

SIGNATURES

Pursuant to the requirements of Section 13 or 15(d) of the Securities and Exchange Act of 1934, the Registrant has duly caused this report to be signed on its behalf by the undersigned, thereunto duly authorized.

Dated: December 24, 2013

IEC Electronics Corp.

By: /s/ W. Barry Gilbert

W. Barry Gilbert

Chief Executive Officer and Chairman of the Board

POWER OF ATTORNEY

KNOW ALL PERSONS BY THESE PRESENTS, that each person whose signature appears below constitutes and appoints, jointly and severally, W. Barry Gilbert and Vincent A. Leo, and each of them, as his/her true and lawful attorneys-in-fact and agents, each with full power of substitution, for him/her, and in his/her name, place and stead, in any and all capacities, to sign any amendments to this Report on Form 10-K, and to file the same, with Exhibits thereto and other documents in connection therewith, with the Securities and Exchange Commission, granting unto said attorneys-in-fact and agents, and each of them, full power and authority to do and perform each and every act and thing requisite or necessary to be done as fully to all intents and purposes as he/she might or could do in person, hereby ratifying and confirming all that said attorneys-in-fact and agents, or any of them, or their substitutes, may lawfully do or cause to be done by virtue hereof.

Pursuant to the requirements of the Securities Exchange Act of 1934, this report has been signed below by the following persons on behalf of the registrant and in the capacities and on the dates indicated.

<u>Signature</u>	<u>Title</u>	<u>Date</u>
/s/ W. Barry Gilbert ----- W. Barry Gilbert	Chief Executive Officer and Chairman of the Board (Principal executive officer and Director)	December 24, 2013
/s/ Vincent A. Leo ----- Vincent A. Leo	Chief Financial Officer (Principal financial and accounting officer)	December 24, 2013
/s/ Eben S. Moulton ----- Eben S. Moulton	Director	December 24, 2013
/s/ James C. Rowe ----- James C. Rowe	Director	December 24, 2013
/s/ Florence D. Hudson ----- Florence D. Hudson	Director	December 24, 2013
/s/ Jerold L. Zimmerman ----- Jerold L. Zimmerman	Director	December 24, 2013
/s/ Edward W. Kay, Jr. ----- Edward W. Kay, Jr.	Director	December 24, 2013

IEC ELECTRONICS CORP.
Form 10-K for Year Ended September 30, 2013
INDEX TO EXHIBITS

Exhibit No.	Title
2.1	Agreement and Plan of Merger by and among IEC Electronics Corp., VUT Merger Corp. and Val-U-Tech Corp. dated as of May 23, 2008 (incorporated by reference to Exhibit 10.1 to the Company's Quarterly Report on Form 10-Q for the quarter ended June 27, 2008)
2.2	Stock Purchase Agreement, dated December 16, 2009, by and among IEC Electronics Corp, Crane International Holdings, Inc. and General Technology Corporation (incorporated by reference to Exhibit 2.1 to the Company's Current Report on Form 8-K filed December 23, 2009)
2.3	Asset Purchase Agreement dated December 17, 2010 by and among CSCB, Inc., Southern California Braiding Co., Inc., Leo P. McIntyre, Trustee of the Exemption Trust Created Under The McIntyre Family Trust dated October 4, 1993 as Amended and Restated in its Entirety dated July 12, 2005, Leo P. McIntyre, Trustee of the McIntyre Survivor's Trust, Restatement dated June 13, 2006, Created under the McIntyre Family Trust dated October 4, 1993, Leo P. McIntyre and Craig Pfefferman, and executed by IEC Electronics Corp. solely as guarantor of certain obligations thereunder (incorporated by reference to Exhibit 2.1 to the Company's Current Report on Form 8-K filed December 23, 2010)
2.4	Agreement and Plan of Merger of IEC Electronics into DFT Holdings Corp. (incorporated by reference to Exhibit 3.3 to the Company's Registration Statement on Form S-1, Registration No. 33-56498)
3.1	Amended and Restated Certificate of Incorporation of DFT Holdings Corp. (incorporated by reference to Exhibit 3.1 to the Company's Registration Statement on Form S-1, Registration No. 33-56498)
3.2	Amended and Restated By-Laws of the Company as of October 1, 2010 (incorporated by reference to Exhibit 3.1 to the Company's Current Report on Form 8-K filed October 7, 2010)
3.4	Certificate of Merger of IEC Electronics Corp. into DFT Holdings Corp. - New York. (incorporated by reference to Exhibit 3.4 to the Company's Registration Statement on Form S-1, Registration No. 33-56498)
3.5	Certificate of Ownership and Merger merging IEC Electronics Corp. into DFT Holdings Corp. - Delaware (incorporated by reference to Exhibit 3.5 to the Company's Registration Statement on Form S-1, Registration No. 33-56498)
3.6	Certificate of Merger of IEC Acquisition Corp. into IEC Electronics Corp. (incorporated by reference to Exhibit 3.6 to the Company's Registration Statement on Form S-1, Registration No. 33-56498)
3.7	Certificate of Amendment of Certificate of Incorporation of IEC Electronics Corp. filed with the Secretary of State of the State of Delaware on Feb. 26, 1998 (incorporated by reference to Exhibit 3.1 to the Company's Quarterly Report on Form 10-Q for the quarter ended March 27, 1998)
3.8	Certificate of Designations of the Series A Preferred Stock of IEC Electronics Corp. filed with the Secretary of State of the State of Delaware on June 3, 1998 (incorporated by reference to Exhibit 3.8 of the Company's Annual Report on Form 10-K for the year ended September 30, 1998)
4.1	Specimen of Certificate for Common Stock (incorporated by reference to Exhibit 4.1 to the Company's Registration Statement on Form S-1, Registration No. 33-56498)
10.1	Amended and Restated Credit Facility Agreement, dated as of December 16, 2009, by and among IEC Electronics Corp. and Manufacturers and Traders Trust Company (incorporated by reference to Exhibit 10.1 to the Company's Current Report on Form 8-K filed December 23, 2009)
10.2	Amendment 1, dated as of February 26, 2010, to the Amended and Restated Credit Facility Agreement, dated as of December 16, 2009, by and among IEC Electronics Corp. and Manufacturers and Traders Trust Company (incorporated by reference to Exhibit 10.1 to the Company's Quarterly Report on Form 10-Q for the quarter ended March 26, 2010)

<u>Exhibit No.</u>	<u>Title</u>
10.3	Second Amended and Restated Credit Facility Agreement, dated as of July 30, 2010, by and among IEC Electronics Corp. and Manufacturers and Traders Trust Company (incorporated by reference to Exhibit 10.1 to the Company's Current Report on Form 8-K filed August 5, 2010)
10.4	Third Amended and Restated Credit Facility Agreement dated December 17, 2010 by and between IEC Electronics Corp. and Manufacturers and Traders Trust Company (incorporated by reference to Exhibit 10.1 to the Company's Current Report on Form 8-K filed December 23, 2010)
10.5	Letter Dated November 17, 2011 from Manufacturers and Traders Trust Company, accepted by IEC Electronics Corp., related to Third Amended and Restated Credit Agreement dated December 17, 2010 (incorporated by reference to Exhibit 10.1 to the Company's Current Report on Form 8-K filed November 21, 2011)
10.6	Fourth Amended and Restated Credit Facility Agreement, dated January 18, 2013, between IEC Electronics Corp. and Manufacturers and Traders Trust Company (incorporated by reference to Exhibit 10.1 to the Company's Quarterly Report on Form 10-Q for the quarter ended December 28, 2012)
10.7	ISDA Master Agreement dated January 18, 2013 between IEC Electronics Corp. and Manufacturers and Traders Trust Company (incorporated by reference to Exhibit 10.2 to the Company's Quarterly Report on Form 10-Q for the quarter ended December 28, 2012)
10.8	Schedule to ISDA Master Agreement dated January 18, 2013 between IEC Electronics Corp. and Manufacturers and Traders Trust Company (incorporated by reference to Exhibit 10.3 to the Company's Quarterly Report on Form 10-Q for the quarter ended December 28, 2012)
10.9	Confirmation of Swap Transaction between IEC Electronics Corp. and Manufacturers and Traders Trust Company entered into January 18, 2013 (incorporated by reference to Exhibit 10.4 to the Company's Quarterly Report on Form 10-Q for the quarter ended December 28, 2012)
10.10	First Amendment to Fourth Amended and Restated Credit Facility Agreement, dated as of May 15, 2013 by and between IEC Electronics Corp. and Manufacturers and Traders Trust Company (incorporated by reference to Exhibit 10.3 to the Company's Quarterly Report on Form 10-Q for the quarter ended March 29, 2013)
10.11	Second Amendment to Fourth Amended and Restated Credit Facility Agreement, dated as of August 6, 2013 by and between IEC Electronics Corp. and Manufacturers and Traders Trust Company (incorporated by reference to Exhibit 10.1 to the Company's Current Report on Form 8-K filed August 8, 2013)
10.12	Third Amendment to Fourth Amended and Restated Credit Facility Agreement, dated as of November 8, 2013 by and between IEC Electronics Corp. and Manufacturers and Traders Trust Company (incorporated by reference to Exhibit 10.1 to the Company's Current Report on Form 8-K filed November 19, 2013)
10.13	Fourth Amendment to Fourth Amended and Restated Credit Facility Agreement, dated as of December 13, 2013 by and between IEC Electronics Corp. and Manufacturers and Traders Trust Company (incorporated by reference Exhibit 10.1 to the Company's Current Report on Form 8-K filed December 19, 2013)
10.14*	Form of Indemnity Agreement between the Company and each of its directors and executive officers (incorporated by reference to Exhibit 10.2 to the Company's Quarterly Report on Form 10-Q for the quarter ended July 2, 1993)
10.15*	IEC Electronics Corp. 2001 Stock Option and Incentive Plan, as amended on February 4, 2009 (incorporated by reference to Exhibit 10.4 to the Company's Annual Report on Form 10-K for the year ended September 30, 2009)
10.16*	Form of Incentive Stock Option Agreement pursuant to 2001 Stock Option and Incentive Plan (incorporated by reference to Exhibit 10.5 to the Company's Annual Report on Form 10-K for the year ended September 30, 2009)
10.17*	Form of Outside Director Stock Option Agreement pursuant to 2001 Stock Option and Incentive Plan (incorporated by reference to Exhibit 10.6 to the Company's Annual Report on Form 10-K for the year ended September 30, 2009)
10.18*	Form of Restricted Stock Award Agreement pursuant to 2001 Stock Option and Incentive Plan (incorporated by reference to Exhibit 10.7 to the Company's Annual Report on Form 10-K for the year ended September 30, 2009)

<u>Exhibit No.</u>	<u>Title</u>
10.19*	IEC Electronics Corp. 2010 Omnibus Incentive Compensation Plan, as amended May 23, 2011 (incorporated by reference to Exhibit 10.12 to the Company's Annual Report on Form 10-K for the year ended September 30, 2011)
10.20*	Form of Incentive Stock Option Agreement pursuant to 2010 Omnibus Incentive Compensation Plan (incorporated by reference to Exhibit 10.12 to the Company's Annual Report on Form 10-K for the year ended September 30, 2012)
10.21*	Form of Employee Restricted Stock Agreement pursuant to 2010 Omnibus Incentive Compensation Plan (incorporated by reference to Exhibit 10.13 to the Company's Annual Report on Form 10-K for the year ended September 30, 2012)
10.22*	Form of Director Restricted Stock Agreement pursuant to 2010 Omnibus Incentive Compensation Plan (incorporated by reference to Exhibit 10.14 to the Company's Annual Report on Form 10-K for the year ended September 30, 2012)
10.23*	Employment Agreement between the Company and W. Barry Gilbert, effective April 24, 2009 (incorporated by reference to Exhibit 10.1 to the Company's Current Report on Form 8-K filed April 30, 2009)
10.24*	First Amendment, dated September 17, 2010 and effective October 1, 2010, to the Employment Agreement, dated April 24, 2009 between the Company and W. Barry Gilbert (incorporated by reference to Exhibit 10.1 to the Company's Current Report on Form 8-K filed October 1, 2010)
10.25*	Amended Salary Arrangement with Chief Executive Officer, effective November 1, 2011 (incorporated by reference to Exhibit 10.16 to the Company's Annual Report on Form 10-K for the year ended September 30, 2011)
10.26*	Amended and Restated Employment Agreement between the Company and W. Barry Gilbert dated December 16, 2013 (incorporated by reference to Exhibit 10.2 to the Company's Current Report on Form 8-K filed December 19, 2013)
10.27*	Offer of Employment Letter Agreement between the Company and Susan E. Topel-Samek dated May 19, 2010 (incorporated by reference to Exhibit 10.2 to the Company's Quarterly Report on Form 10-Q for the quarter ended June 25, 2010)
10.28*	Agreement and Release dated December 27, 2011 between the Company and Susan E. Topel-Samek (incorporated by reference to Exhibit 10.1 to the Company's Current Report on Form 8-K filed December 28, 2011)
10.29*	Salary Continuation and Non-Competition Agreement dated and effective as of October 1, 2010 between the Company and Jeffrey T. Schlarbaum (incorporated by reference to Exhibit 10.22 to the Company's Annual Report on Form 10-K for the year ended September 30, 2010)
10.30*	Salary Continuation and Non-Competition Agreement dated and effective as of October 1, 2010 between the Company and Donald S. Doody (incorporated by reference to Exhibit 10.23 to the Company's Annual Report on Form 10-K for the year ended September 30, 2010)
10.31*	IEC Electronics Corp. Management Deferred Compensation Plan, effective January 1, 2009 (incorporated by reference to Exhibit 10.21 to the Company's Annual Report on Form 10-K for the year ended September 30, 2009)
10.32*	IEC Electronics Corp. Management Deferred Compensation Plan, effective January 1, 2009 as amended March 29, 2013
10.33*	IEC Electronics Corp. Board of Directors Deferred Compensation Plan, effective January 1, 2009 (incorporated by reference to Exhibit 10.22 to the Company's Annual Report on Form 10-K for the year ended September 30, 2009)
10.34*	Engagement Letter dated December 28, 2011 between the Company and Inero and Company CPAs, P.C. (incorporated by reference to Exhibit 10.2 to the Company's Current Report on Form 8-K filed December 28, 2011)
10.35*	May 25, 2012 Letter amending Engagement Letter dated December 28, 2011 between the Company and Inero and Company CPAs, P.C. (incorporated by reference to Exhibit 10.1 to the Company's Current Report on Form 8-K filed on May 30, 2012)
10.36*	Amended Salary Arrangement with Executive Officers (incorporated by reference to Exhibit 10.4 to the Company's Quarterly Report on Form 10-Q for the quarter ended December 30, 2011)
10.37*	Summary of Management Incentive Plan for Fiscal 2012 (incorporated by reference to Exhibit 10.2 to the Company's Current Report on Form 8-K filed on May 30, 2012)

<u>Exhibit No.</u>	<u>Title</u>
10.38*	Summary of Long Term Incentive Plan for Fiscal 2012 (incorporated by reference to Exhibit 10.3 to the Company's Current Report on Form 8-K filed on May 30, 2012)
10.39*	Summary of Supplemental Compensation for Independent Directors (incorporated by reference to Exhibit 10.4 to the Company's Current Report on Form 8-K filed on May 30, 2012)
10.40*	Amended Salary Arrangement with Executive Officers (incorporated by reference to Exhibit 10.31 to the Company's Annual Report on Form 10-K for the year ended September 30, 2012)
10.41*	Summary of 2013 Management Incentive Plan (incorporated by reference to Exhibit 10.32 to the Company's Annual Report on Form 10-K for the year ended September 30, 2012)
10.42*	Summary of 2013 Long Term Incentive Plan (incorporated by reference to Exhibit 10.33 to the Company's Annual Report on Form 10-K for the year ended September 30, 2012)
10.43*	Summary of Modifications to Compensation for Independent Directors (incorporated by reference to Exhibit 10.34 to the Company's Annual Report on Form 10-K for the year ended September 30, 2012)
10.44*	Supplemental Salary Continuation and Non-Competition Agreement and Release of Claims, dated February 25, 2013, between IEC Electronics Corp. and Jeffrey T. Schlarbaum (incorporated by reference to Exhibit 10.1 to the Company's Quarterly Report on Form 10-Q for the quarter ended March 29, 2013)
10.45*	Restricted Stock Award Agreement Amendment 1, dated February 25, 2013, between IEC Electronics Corp. and Jeffrey T. Schlarbaum (incorporated by reference to Exhibit 10.2 to the Company's Quarterly Report on Form 10-Q for the quarter ended June 28, 2013)
10.46*	Salary Arrangements with Executive Officers (incorporated by reference to Exhibit 10.1 to the Company's Current Report on Form 8-K filed on November 20, 2013)
10.47*	Summary of Management Incentive Plan for Fiscal 2014 (incorporated by reference to Exhibit 10.2 to the Company's Current Report on Form 8-K filed on November 19, 2013)
10.48*	Summary of Long Term Incentive Plan for Fiscal 2014 (incorporated by reference to Exhibit 10.3 to the Company's Current Report on Form 8-K filed on November 19, 2013)
21.1	Subsidiaries of IEC Electronics Corp.
23.1	Consent of Independent Registered Public Accounting Firm
31.1	Certification of Chief Executive Officer Pursuant to Section 302 of the Sarbanes-Oxley Act of 2002
31.2	Certification of Chief Financial Officer Pursuant to Section 302 of the Sarbanes-Oxley Act of 2002
32.1	Certification of Chief Executive Officer and Chief Financial Officer Pursuant to Section 906 of the Sarbanes-Oxley Act of 2002
101	The following items from this Annual Report on Form 10-K formatted in Extensible Business Reporting Language: (i) Consolidated Balance Sheets, (ii) Consolidated Income Statements, (iii) Consolidated Statements of Changes in Stockholders' Equity, (iv) Consolidated Statements of Cash Flows, and (v) Notes to Consolidated Financial Statements.

*Management contract or compensatory plan or arrangement

Certification of Chief Executive Officer pursuant to Section 302 of the Sarbanes-Oxley Act of 2002

I, W. Barry Gilbert, certify that:

1. I have reviewed this report on Form 10-K for the fiscal year ended September 30, 2013 for IEC Electronics Corp.;
2. Based on my knowledge, this report does not contain any untrue statement of a material fact or omit to state a material fact necessary to make the statements made, in light of the circumstances under which such statements were made, not misleading with respect to the period covered by this report;
3. Based on my knowledge, the financial statements and other financial information included in this report fairly present in all material respects the financial condition, results of operations and cash flows of the registrant as of, and for, the periods presented in this report;
4. The registrant's other certifying officer and I are responsible for establishing and maintaining disclosure controls and procedures (as defined in Exchange Act Rules 13a-15(e) and 15d-15(e)) and internal control over financial reporting (as defined in Exchange Act Rules 13a-15(f) and 15d-15(f)) for the registrant and have:
 - a. designed such disclosure controls and procedures, or caused such disclosure controls to be designed under our supervision, to ensure that material information relating to the registrant, including its consolidated subsidiaries, is made known to us by others within those entities, particularly during the period in which this report is being prepared;
 - b. designed such internal control over financial reporting, or caused such internal control over financial reporting to be designed under our supervision, to provide reasonable assurance regarding the reliability of financial reporting and the preparation of financial statements for external purposes in accordance with generally accepted accounting principles;
 - c. evaluated the effectiveness of the registrant's disclosure controls and procedures and presented in this report our conclusions about the effectiveness of the disclosure controls and procedures, as of the end of the period covered by this report based on such evaluation; and,
 - d. disclosed in this report any change in the registrant's internal control over financial reporting that occurred during the registrant's most recent fiscal quarter that has materially affected, or is reasonably likely to materially affect, the registrant's internal control over financial reporting; and
5. The registrant's other certifying officer and I have disclosed, based on our most recent evaluation of internal control over financial reporting, to the registrant's auditors and the audit committee of registrant's board of directors (or persons performing the equivalent functions):
 - a. all significant deficiencies and material weaknesses in the design or operation of internal control over financial reporting which are reasonably likely to adversely affect the registrant's ability to record, process, summarize and report financial information; and
 - b. any fraud, whether or not material, that involves management or other employees who have a significant role in the registrant's internal control over financial reporting.

Dated: December 24, 2013

/s/ W. Barry Gilbert

W. Barry Gilbert
Chairman and Chief Executive Officer

Certification of Chief Financial Officer pursuant to Section 302 of the Sarbanes-Oxley Act of 2002

I, Vincent A. Leo, certify that:

1. I have reviewed this report on Form 10-K for the fiscal year ended September 30, 2013 for IEC Electronics Corp.;
2. Based on my knowledge, this report does not contain any untrue statement of a material fact or omit to state a material fact necessary to make the statements made, in light of the circumstances under which such statements were made, not misleading with respect to the period covered by this report;
3. Based on my knowledge, the financial statements and other financial information included in this report fairly present in all material respects the financial condition, results of operations and cash flows of the registrant as of, and for, the periods presented in this report;
4. The registrant's other certifying officer and I are responsible for establishing and maintaining disclosure controls and procedures (as defined in Exchange Act Rules 13a-15(e) and 15d-15(e)) and internal control over financial reporting (as defined in Exchange Act Rules 13a-15(f) and 15d-15(f)) for the registrant and have:
 - a. designed such disclosure controls and procedures, or caused such disclosure controls to be designed under our supervision, to ensure that material information relating to the registrant, including its consolidated subsidiaries, is made known to us by others within those entities, particularly during the period in which this report is being prepared;
 - b. designed such internal control over financial reporting, or caused such internal control over financial reporting to be designed under our supervision, to provide reasonable assurance regarding the reliability of financial reporting and the preparation of financial statements for external purposes in accordance with generally accepted accounting principles;
 - c. evaluated the effectiveness of the registrant's disclosure controls and procedures and presented in this report our conclusions about the effectiveness of the disclosure controls and procedures, as of the end of the period covered by this report based on such evaluation; and,
 - d. disclosed in this report any change in the registrant's internal control over financial reporting that occurred during the registrant's most recent fiscal quarter that has materially affected, or is reasonably likely to materially affect, the registrant's internal control over financial reporting; and
5. The registrant's other certifying officer and I have disclosed, based on our most recent evaluation of internal control over financial reporting, to the registrant's auditors and the audit committee of registrant's board of directors (or persons performing the equivalent functions):
 - a. all significant deficiencies and material weaknesses in the design or operation of internal control over financial reporting which are reasonably likely to adversely affect the registrant's ability to record, process, summarize and report financial information; and
 - b. any fraud, whether or not material, that involves management or other employees who have a significant role in the registrant's internal control over financial reporting.

Dated: December 24, 2013

/s/ Vincent A. Leo

Vincent A. Leo
Chief Financial Officer

Certification of Chief Executive Officer and Chief Financial Officer pursuant to 18 U.S.C. Section 1350 adopted pursuant to Section 906 of the Sarbanes-Oxley Act of 2002.

In connection with the annual report of IEC Electronics Corp., (the "Company") on Form 10-K for the fiscal year ended September 30, 2013 as filed with the Securities and Exchange Commission on the day hereof (the "Report"), I, W. Barry Gilbert, Chief Executive Officer of the Company and Vincent A. Leo, Chief Financial Officer of the Company, certify, pursuant to 18 U.S.C. Section 1350, as adopted pursuant to Section 906 of the Sarbanes-Oxley Act of 2002, that:

1. The report fully complies with the requirements of Section 13(a) or 15(d) of the Securities Exchange Act of 1934; and
2. The information contained in the report fairly presents, in all material respects, the financial condition and results of operations of the Company.

Dated: December 24, 2013

/s/ W. Barry Gilbert

W. Barry Gilbert
Chairman and Chief Executive Officer

/s/ Vincent A. Leo

Vincent A. Leo
Chief Financial Officer

BOARD OF DIRECTORS

W. Barry Gilbert
Chairman of the Board and
Chief Executive Officer

Florence D. Hudson
Director, Corporate Strategy
IBM Corporation

Edward W. Kay, Jr.
Retired Partner
PricewaterhouseCoopers, LLP

Eben S. Moulton
Managing Partner
Seacoast Capital Corporation

James C. Rowe
President
Rowe and Company, LLC

Jerold L. Zimmerman
Chaired Professor
Simon School of Business
University of Rochester

OFFICERS

W. Barry Gilbert
Chairman of the Board and
Chief Executive Officer

Donald S. Doody
Executive Vice President

Vincent A. Leo
Chief Financial Officer

Beth Ela Wilkens
Corporate Secretary

Cautionary Statement/10-K Reports

In an effort to give investors a well-rounded view of trends and future opportunities, this report includes several forward-looking statements. Caution is advised in assessing these as they necessarily involve substantial uncertainty. Please review the detailed discussion of risks and uncertainties in our attached Annual Report on Form 10-K. Our 10-K reports are readily available on-line through our website at www.iec-electronics.com, or at www.sec.gov, or by addressing a written request to:

Vincent A. Leo, CFO
IEC Electronics Corp.
105 Norton Street
P.O. Box 271
Newark, NY 14513-0271

INVESTOR INFORMATION

Annual Meeting
9:00 a.m. Wednesday,
January 29, 2014 at IEC,
105 Norton St.
Newark, NY 14513

Change of Address, Lost Certificates and Ownership Transfers

Registrar and Transfer
Company
Shareholder Relations
10 Commerce Drive
Cranford, NJ 07016
Telephone: (800) 368-5948
www.rtco.com

Stock Market

Shares trade on the NYSE
MKT exchange under the
symbol IEC

Independent Accountants

EFP Rotenberg, LLP
280 Kenneth Drive
Suite 100
Rochester, NY 14623

Legal Counsel

Harris Beach PLLC
99 Garnsey Road
Pittsford, NY 14534

Investor Relations

John Nesbett
Institutional Marketing Services
51 Locust Avenue, Suite 204
New Canaan, CT 06840

Recent Awards



Forbes®
Best Small
Companies
2012 – #6
2011 – #3
2009 – #29

The IEC Family of Companies



Absolutely, Positively, Perfect and On-Time™

IEC Electronics Corp.
IEC Wire and Cable
IEC Albuquerque
Southern California Braiding
IEC Celmet
DRTL



December 27, 2013

U.S. Securities and Exchange Commission
100 F Street, NE
Washington, DC 20549

SEC
Mail Processing
Section
DEC 27 2013
Washington DC
404

To whom it may concern:

In accordance with Rule 14a-3, enclosed for filing with the Securities and Exchange Commission are seven copies of the Annual Report to Shareholders of IEC Electronics Corp. (the "Company") in connection with the Company's 2014 annual meeting.

Thank you,

IEC Electronics Corp.

Annual Report 2013

SEC
Mail Processing
Section
DEC 27 2013
Washington DC
404



IEC 
electronics

Absolutely, Positively, Perfect and On-TimeSM

Customer focus, candid communication
and learning have fostered an environment
of perpetual innovation.



MILITARY & AEROSPACE



INDUSTRIAL



MEDICAL

Dear Stockholders,

Two years ago I started a practice of writing this letter as if I was sitting in your living room and we were having coffee and chatting about the Company. I see no reason to change this approach.

It was a difficult year for the Company. Our business had a disappointing couple of quarters and we added very few new customers. As a result we made some adjustments to our management team and the operating structure of the business. At about the same time we realized we made an error reporting our financial information for all of fiscal 2012 and the first quarter of fiscal 2013. The error was localized to our Southern California Braiding (SCB) operation, but impacted the entire company. We found an error, fixed it and publically reported the error.

We've had eight years of solid growth in sales and earnings. In fiscal 2013 IEC took a non-cash largely goodwill impairment of \$14.2 million, which resulted from analyzing, and reconfiguring the operations of, SCB. Regarding Southern California Braiding, you have either listened to or read our quarterly results which addressed challenges we have had at that operation. We certainly have been disappointed with its performance which resulted in inadequate sales growth, cash flow, and profitability. Among some of the changes we've made at SCB were reductions in personnel and expenses. We also moved some of our work from SCB to our Albuquerque operation. With that said, we will continue making the changes necessary at SCB to improve its prospects and capture the promise we anticipated when we made the acquisition.

SCB has been an underperforming acquisition. However, strategically, SCB is an important acquisition that has given us a solid foothold in the military market, which remains one of the best markets for U.S. contract manufacturing. Previously, we had a toehold with our General Technology Corporation (GTC) acquisition in Albuquerque; however it was not sufficient to give us the penetration we were seeking. I believe the two companies together are providing us far greater penetration and when coupled with our metals business and counterfeit chip business we have a most interesting offering for the marketplace.

The year did have some bright spots. Over the course of the year we added numerous new customers or additional locations for existing customers. These new customers were across all of our targeted market sectors. Yet like all new customers or programs, they take time to unfold. The unfolding process is where forecasting can be challenging. I read the paper and watch the news like you do. I am not upbeat about the broad improvement in the economy and believe the tug of war in congress over military appropriations and the debt ceiling could postpone the start of some programs. I don't expect any of our programs to be cancelled, but I will not be surprised if they are postponed.

No one reading this note wants to read about how hard some of our managers have worked or the enormously long hours they put in. You want results. However, after this year, I would like to say quite publically, thank you.

I'm committed to working our way through these difficulties and to achieving a far brighter future.



W. Barry Gilbert
Chairman, IEC Electronics Corp

Page left intentionally blank

UNITED STATES SECURITIES AND EXCHANGE COMMISSION
Washington, D.C. 20549
FORM 10-K

Annual Report pursuant to Section 13 or 15(d) of the Securities Exchange Act of 1934
For the fiscal year ended September 30, 2013

or
 Transition Report pursuant to Section 13 or 15(d) of the Securities Exchange Act of 1934
For the transition period from _____ to _____

Commission file number 0-6508

IEC ELECTRONICS CORP.

(Exact name of registrant as specified in its charter)

Delaware 13-3458955
(State or other jurisdiction of (IRS Employer Identification No.)
incorporation or organization)

105 Norton Street, Newark, New York 14513
(Address of principal executive offices) (Zip code)

Registrant's telephone number, including area code: 315-331-7742

Securities registered pursuant to Section 12(b) of the Act:

Common Stock, \$.01 par value NYSE MKT LLC
(Title of Class) (Name of each exchange on which registered)

Securities registered pursuant to Section 12(g) of the Act: None

Indicate by check mark if the registrant is a well-known seasoned issuer, as defined in Rule 405 of the Securities Act.

Yes No

Indicate by check mark if the registrant is not required to file reports pursuant to Section 13 or Section 15(d) of the Act.

Yes No

Indicate by check mark whether the registrant (1) has filed all reports required to be filed by Section 13 or 15(d) of the Securities Exchange Act of 1934 during the preceding 12 months (or for such shorter period that the registrant was required to file such reports), and (2) has been subject to such filing requirements for the past 90 days.

Yes No

Indicate by check mark whether the registrant has submitted electronically and posted on its corporate Web site, if any, every Interactive Data File required to be submitted and posted pursuant to Rule 405 of Regulation S-T during the preceding 12 months (or for such shorter period that the registrant was required to submit and post such files).

Yes No

Indicate by check mark if disclosure of delinquent filers pursuant to Item 405 of Regulation S-K is not contained herein, and will not be contained, to the best of registrant's knowledge, in definitive proxy or information statements incorporated by reference in Part III of this Form 10-K or any amendment to this Form 10-K.

Indicate by check mark whether the registrant is a large accelerated filer, an accelerated filer, a non-accelerated filer, or a smaller reporting company. See the definitions of "large accelerated filer", "accelerated filer", and "smaller reporting company" in Rule 12b-2 of the Exchange Act. (Check one):

Large accelerated filer Accelerated filer
 Non-accelerated filer Smaller reporting company

Indicate by check mark whether the registrant is a shell company (as defined in Rule 12b-2 of the Exchange Act).

Yes No

At March 29, 2013, the last business day of the registrant's most recently completed second fiscal quarter, the aggregate market value of the shares of common stock held by non-affiliates of the registrant was \$55,046,107 (based on the closing price of the registrant's common stock on the NYSE MKT on such date). Shares of common stock held by each executive officer and director and by each person and entity who beneficially owns more than 10% of the outstanding common stock have been excluded in that such person or entity may be deemed to be an affiliate for purposes of this calculation. Such exclusion should not be deemed a determination or admission by registrant that such individuals or entities are, in fact, affiliates of the registrant.

As of December 12, 2013, there were 9,990,975 shares of common stock outstanding.

SEC
Mail Processing
Section
DEC 27 2013
Washington DC
404

DOCUMENTS INCORPORATED BY REFERENCE

Portions of IEC Electronics Corp.'s definitive Proxy Statement for the 2014 Annual Meeting of Stockholders are incorporated by reference into Part III of this Form 10-K.

TABLE OF CONTENTS

PART I	4
Item 1. BUSINESS	5
Item 1A. RISK FACTORS	8
Item 1B. UNRESOLVED STAFF COMMENTS	15
Item 2. PROPERTIES	15
Item 3. LEGAL PROCEEDINGS	15
Item 4. MINE SAFETY DISCLOSURES	15
PART II	16
Item 5. MARKET FOR REGISTRANT'S COMMON EQUITY, RELATED STOCKHOLDER MATTERS, AND ISSUER PURCHASES OF EQUITY SECURITIES	16
Item 6. SELECTED CONSOLIDATED FINANCIAL DATA	17
Item 7. MANAGEMENT'S DISCUSSION AND ANALYSIS OF FINANCIAL CONDITION AND RESULTS OF OPERATIONS	18
Item 7A. QUANTITATIVE AND QUALITATIVE DISCLOSURES ABOUT MARKET RISK	25
Item 8. FINANCIAL STATEMENTS AND SUPPLEMENTARY DATA	26
Item 9. CHANGES IN AND DISAGREEMENTS WITH ACCOUNTANTS ON ACCOUNTING AND FINANCIAL DISCLOSURE	57
Item 9A. CONTROLS AND PROCEDURES	57
Item 9B. OTHER INFORMATION	59
PART III	59
Item 10. DIRECTORS, EXECUTIVE OFFICERS AND CORPORATE GOVERNANCE	59
Item 11. EXECUTIVE COMPENSATION	59
Item 12. SECURITY OWNERSHIP OF CERTAIN BENEFICIAL OWNERS AND MANAGEMENT AND RELATED STOCKHOLDER MATTERS	59
Item 13. CERTAIN RELATIONSHIPS AND RELATED TRANSACTIONS, AND DIRECTOR INDEPENDENCE	60
Item 14. PRINCIPAL ACCOUNTANT FEES AND SERVICES	60
PART IV	60
Item 15. EXHIBITS AND CONSOLIDATED FINANCIAL STATEMENT SCHEDULES	60
SIGNATURES	61
INDEX TO EXHIBITS	62

PART I

"SAFE HARBOR" CAUTIONARY STATEMENT UNDER THE PRIVATE SECURITIES LITIGATION REFORM ACT OF 1995

References in this report to "IEC", the "Company", "we", "our", or "us" mean IEC Electronics Corp. and its subsidiaries except where the context otherwise requires. This Annual Report on Form 10-K ("Form 10-K") contains certain statements that are, or may be deemed to be, forward-looking statements within the meaning of section 27A of the Securities Act of 1933 and section 21E of the Securities Exchange Act of 1934, and are made in reliance upon the protections provided by such Acts for forward-looking statements. These forward-looking statements (such as when we describe what we "believe", "expect" or "anticipate" will occur, and other similar statements) include, but are not limited to, statements regarding future sales and operating results, future prospects, the capabilities and capacities of business operations, any financial or other guidance and all statements that are not based on historical fact, but rather reflect our current expectations concerning future results and events. The ultimate correctness of these forward-looking statements is dependent upon a number of known and unknown risks and events and is subject to various uncertainties and other factors that may cause our actual results, performance or achievements to be different from any future results, performance or achievements expressed or implied by these statements.

The following important factors, among others, could affect future results and events, causing those results and events to differ materially from those views expressed or implied in our forward-looking statements: business conditions and growth or contraction in our customers' industries, the electronic manufacturing services industry and the general economy; variability of our operating results; our ability to control our material, labor and other costs; our dependence on a limited number of major customers; the potential consolidation of our customer base; availability of component supplies; dependence on certain industries; variability and timing of customer requirements; uncertainties as to availability and timing of governmental funding for our customers; the types and mix of sales to our customers; our ability to assimilate acquired businesses and to achieve the anticipated benefits of such acquisitions; unforeseen product failures and the potential product liability claims that may be associated with such failures; the availability of capital and other economic, business and competitive factors affecting our customers, our industry and business generally; failure or breach of our information technology systems; natural disasters; and other factors that we may not have currently identified or quantified. Additional risks and uncertainties resulting from the restatement of our financial statements included in our Annual Report on Form 10-K/A and in our Quarterly Report on Form 10-Q/A filed on July 3, 2013 could, among others, (i) cause us to incur substantial additional legal, accounting and other expenses, (ii) result in additional shareholder, governmental or other actions, or adverse consequences from the consolidated shareholder action or the formal investigation being conducted by the Securities and Exchange Commission ("SEC"), (iii) cause our customers, including the government contractors with which we deal, to lose confidence in us or cause a default under our contractual arrangements, (iv) cause a default under the Company's arrangements with M&T Bank with respect to which, if the Bank chooses to exercise its remedies, the Company may not be able to obtain replacement financing or continue its operations, (v) result in delisting of the Company's stock from NYSE MKT (the "Exchange") if the Company fails to meet any Exchange listing standard, or fails to comply with its listing agreement with the Exchange, during the twelve months ending July 9, 2014, or (vi) result in additional failures of the Company's internal controls if the Company's remediation efforts are not effective. Any one or more of such risks and uncertainties could have a material adverse effect on us or the value of our common stock. For a further list and description of various risks, relevant factors and uncertainties that could cause future results or events to differ materially from those expressed or implied in our forward-looking statements, see the "Risk Factors" and "Management's Discussion and Analysis of Financial Condition and Results of Operations" sections elsewhere in this document.

All forward-looking statements included in this Form-10-K are made only as of the date of this Form 10-K. We do not undertake any obligation to, and may not, publicly update or correct any forward-looking statements to reflect events or circumstances that subsequently occur or which we hereafter become aware of. New risks uncertainties arise from time to time and we cannot predict these events or how they may affect us. When considering these risks, uncertainties and assumptions, you should keep in mind the cautionary statements contained in this report and any documents incorporated herein by reference. You should read this document and the documents that we incorporate by reference into this Form-10-K completely and with the understanding that our actual future results may be materially different from what we expect. All forward-looking statements attributable to us are expressly qualified by these cautionary statements.

PART I

Item 1. BUSINESS

Overview

IEC Electronics Corp. ("IEC", "we", "our", "us", "Company") conducts business directly, as well as through its subsidiaries and divisions, Wire and Cable, Albuquerque, SCB and Celmet described below in "Recent Acquisitions" and DRTL described in this "Overview".

IEC is a premier provider of electronic contract manufacturing services ("EMS") to advanced technology companies. We specialize in the custom manufacture of high reliability, complex circuit cards and system-level assemblies; a wide array of cable and wire harness assemblies capable of withstanding extreme environments; and precision sheet metal components. We excel where quality and reliability are of paramount importance and when low-to-medium volume, high-mix production is the norm. We utilize state-of-the-art, automated circuit card assembly equipment together with a full complement of high-reliability manufacturing stress testing methods. With our customers at the center of everything we do, we have created a high-intensity, rapid response culture capable of reacting and adapting to their ever-changing needs. Our customer-centric approach offers a high degree of flexibility while simultaneously complying with rigorous quality and on-time delivery standards. While many EMS services are viewed as commodities, we differentiate ourselves through an uncommon mix of capabilities including:

- A technology center that combines dedicated prototype manufacturing with an on-site materials analysis lab, enabling the seamless transition of complex electronics from design to production.
- In-house, custom, functional testing and troubleshooting of complex system-level assemblies in support of end-order fulfillment.
- A laboratory that enables us to assist customers in mitigating the risk of purchasing counterfeit parts through our subsidiary Dynamic Research and Testing Laboratories, LLC, ("DRTL").
- Build-to-print precision sheet metal and complex wire harness assemblies supporting just-in-time delivery of critical end-market, system-level electronics.
- A Lean/Six Sigma continuous improvement program supported by a team of Six Sigma Blackbelts delivering best-in-class results.
- Proprietary software-driven Web Portal providing customers real-time access to a wide array of operational data.

We focus on developing relationships with customers who manufacture advanced technology products and who are unlikely to utilize offshore suppliers due to the proprietary nature of their products, governmental restrictions or volume considerations. We have continued to expand our business by adding new customers and markets, and our customer base is stronger and more diverse as a result. We proactively invest in areas we view as important for our continued growth. IEC is ISO 9001:2008 certified. Four of our units (IEC and Wire and Cable in Newark, NY; Albuquerque in NM; and SCB in Bell Gardens, CA) are AS9100 certified to serve the military and commercial aerospace market sector, and are ITAR registered. In addition, the Company's locations in Newark, NY and Albuquerque, NM are Nadcap accredited for electronics manufacturing to support the most stringent quality requirements of the aerospace industry and the Newark, NY location is ISO 13485 certified to serve the medical market sector. Our Newark, NY location is also an NSA approved supplier under the COMSEC standard and its environmental systems are ISO 14001:2004 certified. DRTL in Albuquerque, NM is ISO 17025 accredited, which is the international standard covering testing and calibration laboratories. Albuquerque and SCB also perform work per NASA-STD-8739 and J-STD-001ES space standards.

We evaluate emerging technologies on an ongoing basis to maintain a technology roadmap so that relevant processes and advances in new equipment are available to our customers when commercial and design factors warrant. The current generation of interconnection technologies includes chip-scale packaging and ball-grid-array ("BGA") assembly techniques. We have placed millions of plastic and ceramic BGA's since 1994. Future advances will be directed by our technology center, which combines prototype and pilot build services with the capabilities of our advanced materials technology laboratory and our design engineering group.

The technical expertise of our experienced workforce enables us to build some of the most advanced electronic, wire & cable, and precision metal systems sought by original equipment manufacturers ("OEMs").

Recent Acquisitions

Since May 2008, we have executed several strategic acquisitions that advanced our capability to support existing and potential customers in the EMS market.

On December 17, 2010, we acquired the assets of Southern California Braiding Co., Inc., a privately held company principally engaged in providing wire and cable products to military and defense markets. The business is now operated through IEC's subsidiary, Southern California Braiding, Inc. ("SCB"). The acquisition reinforced IEC's foundation as a premier provider of high-reliability contract manufacturing services. SCB specializes in providing its customers, including military 'primes' and NASA, with complex cables and wire harnesses built to withstand the demands of extreme environments. The acquisition further diversified IEC's

customer base, and enables us to complement and expand our existing wire and cable business that itself is the outgrowth of a 2008 acquisition. SCB is located in the Los Angeles metropolitan area (Bell Gardens, CA).

On July 30, 2010, we acquired the assets of Celmet Co., Inc., a privately held manufacturer of metal chassis and assemblies located in Rochester, NY. Celmet operates as a division of IEC ("Celmet"). IEC previously outsourced the manufacture of thousands of such chassis each year, and this acquisition has ensured the Company a steady supply of high quality units. In addition, Celmet serves the same military, medical, industrial and transportation markets as IEC, and the acquisition has enabled us to expand our offerings in those markets.

On December 16, 2009, the Company acquired the stock of General Technology Corporation from Crane International Holdings, Inc. The acquired business employed complementary technologies and served markets similar to IEC's. In April 2011, the entity's name was changed to IEC Electronics Corp - Albuquerque ("Albuquerque"). Our Albuquerque operation occupies an important niche in the military and defense markets by supporting its customers in managing their legacy products and programs. Located in Albuquerque, NM, the acquisition broadened IEC's product mix and further diversified our customer base.

On May 30, 2008, IEC acquired the stock of Val-U-Tech Corp., a wire-harness and cable-interconnect business located in Victor, NY. In 2009, Val-U-Tech was renamed IEC Electronics Wire and Cable, Inc. ("Wire and Cable"). Wire and Cable is a premier cable and wire harness manufacturer specializing in high-reliability applications for companies in the military, medical, industrial and transportation market sectors. Wire and Cable manufactures high-quality, custom cable and wire-harness assemblies, mechanical sub-assemblies, circuit card assemblies and box builds. During November 2012, the Victor location was moved into the Newark facility.

IEC Electronics Corp., a Delaware corporation, is the successor by merger in 1990 to IEC Electronics Corp., a New York corporation, which was originally organized in 1966. Executive offices are located at 105 Norton Street, Newark, New York 14513. Our telephone number is 315-331-7742, and our Internet address is www.iec-electronics.com.

The Electronics Contract Manufacturing Services ("EMS") Industry

The EMS industry specializes in providing the program management, technical support and manufacturing expertise required to take a product from the early design and prototype stages through volume production and distribution. Primarily as a response to rapid technological change and increased competition in the electronics industry, OEMs have recognized that by utilizing EMS providers they can improve their competitive position, realize an improved return on investment and concentrate on their core competencies such as research, product design and development and marketing. In addition, EMS providers allow OEMs to bring new products to market more rapidly and to adjust more quickly to fluctuations in product demand; avoid additional investment in plant, equipment and personnel; reduce inventory and other overhead costs; and determine known unit costs over the life of a contract. Many OEMs now consider EMS providers valued partners in executing their business and manufacturing strategy.

OEMs increasingly require EMS providers to provide complete turnkey manufacturing and material handling services, rather than working on a consignment basis, in which the OEM supplies all materials and the EMS provider supplies labor. Turnkey contracts involve design, manufacturing and engineering support, the procurement of all materials, sophisticated in-circuit and functional testing, and distribution.

IEC's Strategy

We endeavor to develop long-term manufacturing partnerships with established and emerging OEMs that value high-reliability final assemblies for their military, aerospace, medical, industrial and transportation businesses. In implementing this strategy, we offer our customers a full range of manufacturing solutions, flexible production, high quality, fast turnaround, and sophisticated computer-aided testing. In the early stages of product or program design, we frequently work with customers to evaluate the manufacturability and testability of their products, with the objective of enhancing quality and reducing the overall cost of ownership for our customers.

Competition

The EMS industry is highly fragmented and characterized by intense competition. We believe that the principal competitive factors in the EMS market include: technology capabilities, quality and range of services, past performance, design, cost, responsiveness and flexibility. We specialize in the custom manufacture of high reliability, complex circuit cards and system-level assemblies; a wide array of cable and wire harness assemblies capable of withstanding extreme environments; and precision sheet metal components. We are certified to serve the military and commercial aerospace sector as well as the medical sector and hold various accreditations. We excel where quality and reliability are of paramount importance and when low-to-medium volume, high-mix production is the norm. We utilize state-of-the-art, automated circuit card assembly equipment together with a full complement of high-reliability manufacturing stress testing methods. Our customer-centric approach offers a high degree of flexibility while simultaneously complying with rigorous quality and on-time delivery standards.

We compete against numerous foreign and domestic companies in addition to the internal capabilities of some of our customers. Some of our competitors include Flextronics International LTD., Benchmark Electronics, Inc., Plexus Corp. and Ducommun Incorporated. We may face new competitors in the future as the outsourcing industry evolves and existing or start-up companies develop capabilities similar to ours.

Products and Services

We manufacture a wide range of assemblies that are incorporated into many different products, such as military and aerospace systems, medical devices, industrial equipment and transportation products. Our products are distributed to and through OEMs. We support multiple divisions and product lines for many of our customers and frequently manufacture successive generations of products. In some cases, we are the sole EMS contract manufacturer for the customer site or division.

Materials Management

We generally procure materials to meet specific contract requirements and are often protected by contract terms that call for reimbursement to us in the event a contract is terminated by the customer. Whether purchased by us or supplied by a customer, materials are tracked and controlled by our internal systems throughout the manufacturing process.

Availability of Components

Our revenues are principally derived from turn-key services that involve the acquisition of raw and component materials, often from a limited number of suppliers, to be manufactured in accordance with each customer's specifications. While we believe we are well positioned with supplier relationships and procurement expertise, potential shortages of components in the world market could materially adversely affect our revenue levels or operating efficiencies.

Suppliers

Although we depend on a limited number of key suppliers, as a result of strategic relationships we have established with them, the Company frequently benefits from one or more of the following enhancements: automated trading methodologies; segregation of supplier-owned materials for IEC; reduced lead-times; competitive pricing; favorable payment terms; preference during periods of limited supply; and access to global resources. We have preferred supplier partnership agreements in place to support our business generally and to ensure access to custom commodities such as printed circuit boards.

For the year ended September 30, 2013, IEC obtained 31% of the materials used in production from two vendors, Arrow Electronics, Inc. and Avnet, Inc. If either of these vendors were to cease supplying us with materials for any reason, we would be forced to find alternative sources of supply. A change in suppliers could cause a delay in availability of products and a possible loss of sales, which could adversely affect operating results.

Marketing and Sales

Revenues remained relatively consistent with the prior year and increased significantly during the preceding years. The increases were the result of recently acquired companies, the addition of several new customers and increasing orders from existing customers. We utilize a direct sales force as well as a nationwide network of manufacturer's representatives. Through this hybrid sales approach, we execute a focused sales strategy targeting those customers whose product profiles are aligned with our core areas of expertise. For example, we focus on customers that are developing complex, advanced technology products for a wide array of market sectors ranging from satellite communications to medical, military and ruggedized industrial products.

Typically, the demand profiles associated with these customers are in the low-to-moderate volume range with high variability in required quantities and product mix. These customers' products often employ emerging technologies that require concentrated engineering and manufacturing support from product development through prototyping and on to volume manufacturing. As a result of the specialized services required, such customers rarely rely on an outsourcing model that focuses primarily on minimizing costs.

To reduce risk, the Company seeks a balanced distribution of business across industry sectors. As indicated in the table that follows, we maintained a relatively balanced distribution.

% of Sales by Sector	Years Ended	
	September 30, 2013	September 30, 2012
Military & Aerospace	51%	43%
Medical	20%	22%
Industrial	21%	25%
Communications & Other	8%	10%
	<u>100%</u>	<u>100%</u>

Individual customers representing 10% or more of sales included General Electric Company ("GE") (15%) in the 2013 fiscal year, and in fiscal 2012 GE (19%) and Sigma International ("Sigma") (15%). One customer in the military & aerospace market sector representing 10% or more of receivables accounted for 13% of outstanding balances at September 30, 2013, and a customer in the industrial market sector accounted for 10% of outstanding balances at September 30, 2012.

Backlog

Our backlog at the end of fiscal 2013 was 10.5% lower than at the end of fiscal 2012. We closed the year with a backlog of \$87.2 million as compared to \$94.8 million in fiscal 2012. Backlog consists of two categories: purchase orders and firm forecasted commitments. In addition to fulfilling orders and commitments contained in quarter-end backlog reports, we also receive and ship orders within each quarter that do not appear in the period end backlog reports. Variations in the magnitude and duration of contracts as well as customer delivery requirements may result in fluctuations in backlog from period to period. Approximately \$81.2 million of our current backlog is expected to be shipped within fiscal 2014, with the remainder expected to ship in future years.

Governmental Regulation

Our operations are subject to certain United States government regulations that control the export and import of defense-related articles and services, as well as federal, state and local regulatory requirements relating to environmental protection, waste management, and employee health and safety matters. Management believes that our business is operated in substantial compliance with all applicable laws and governmental regulations. While current costs of compliance, including compliance with environmental laws, are not material, our expenses could increase if new laws, regulations or requirements were to be introduced.

Employees

Employees are our single greatest resource, and the Company added 37 employees during fiscal 2013. IEC's total employees numbered 951 at September 30, 2013, including 809 permanent and 142 temporary. Of the permanent employees, 661 employees were engaged in manufacturing and manufacturing support, 71 in engineering, and 77 in administrative and marketing functions. None of our employees are covered by a collective bargaining agreement, nor have we experienced any work stoppages. We make a concerted effort to engage our employees in initiatives that improve our business and their opportunities for growth, and we believe that our employee relations are good. We have access to large and technically qualified workforces in close proximity to all of our operating locations: Rochester and Syracuse, NY; Albuquerque, NM; and Los Angeles, CA.

Patents and Trademarks

We do not hold any patents related to electronics manufacturing services, but do employ various registered trademarks. We do not believe that either patent or trademark protection is material to the operation of our business.

Item 1A. RISK FACTORS

OUR OPERATING RESULTS MAY FLUCTUATE FROM PERIOD TO PERIOD. Our annual and quarterly operating results may fluctuate significantly depending on various factors, many of which are beyond our control. These factors may include, but are not necessarily limited to:

- adverse changes in general economic conditions
- natural disasters that may impede our operations, the operation of our customers' business, or availability of manufacturing inputs from our suppliers
- the level and timing of customer orders and the accuracy of customer forecasts
- the capacity utilization of our manufacturing facilities and associated fixed costs
- price competition
- market acceptance of our customers' products
- business conditions in our customers' end markets
- our level of experience in manufacturing a particular product
- changes in the mix of sales to our customers
- variations in efficiencies achieved in managing inventories and fixed assets
- fluctuations in cost and availability of materials
- timing of expenditures in anticipation of future orders
- changes in cost and availability of labor and components
- our effectiveness in managing the high reliability manufacturing process required by our customers
- failure or external breach of our information technology systems

The EMS industry is affected by the United States and global economies, both of which are influenced by world events. An economic slowdown, particularly in the industries we serve, may result in our customers reducing their forecasts or delaying orders. The demand for our services could weaken, which in turn could substantially influence our sales, capacity utilization, margins and financial results. Recent periods in which EMS sales were adversely affected included 2008-2010 when reduced availability of capital to fund existing and emerging technologies forced some firms to contract or to seek strategic alliances.

WE DEPEND ON A RELATIVELY SMALL NUMBER OF CUSTOMERS, THE LOSS OF ONE OR MORE OF WHOM MAY NEGATIVELY AFFECT OUR OPERATING RESULTS. A relatively small number of customers are responsible for a significant portion of our net sales. During fiscal 2013 and 2012, our five largest customers accounted for 46% and 48% of net sales, respectively. During the same two years, our single largest customer accounted for 15% and 19% of net sales, respectively. The

percentage of IEC's sales to its major customers may fluctuate from period to period, and our principal customers may also vary from year to year. Significant reduction in sales to any of our major customers, or the loss of a major customer, could have a material adverse effect on our results of operations and financial condition.

We rely on the continued growth and financial stability of our customers, including our major customers. Adverse changes in the end markets they serve can reduce demand from our customers in those markets and/or make customers in these end markets more price sensitive. Further, mergers or restructurings among our customers, or their end customers, could increase concentration or reduce total demand as the combined entities reevaluate their business and consolidate their suppliers. Future developments, particularly in those end markets that account for more significant portions of our revenues, could harm our business and our results of operations.

Because of this concentration in our customer base, we have significant amounts of trade accounts receivable from some of our customers. If one or more of our customers experiences financial difficulty and is unable to provide timely payment for the services provided, our operating results and financial condition could be adversely affected.

In addition, consolidation among our customers could intensify this concentration and adversely affect our business. In the event of consolidation among our customers, depending on which organization controls the supply chain function following the consolidation, we may not be retained as a preferred or approved supplier. In addition, product duplication could result in the termination of a product line that we currently support. While there is potential for increasing our position with the combined customer, our revenues could decrease if we are not retained as a continuing supplier. Even if we are retained as a supplier, we may also face the risk of increased pricing pressure from the combined customer because of its increased market share.

WE PARTICIPATE IN THE ELECTRONICS INDUSTRY, WHICH HISTORICALLY PRODUCES TECHNOLOGICALLY ADVANCED PRODUCTS WITH SHORT LIFE CYCLES. Factors affecting the electronics industry in general could seriously harm our customers and, as a result, us. These factors may include, but may not be limited to:

- the inability of our customers to adapt to rapidly changing technology and evolving industry standards, which result in short product life cycles
- the inability of our customers to develop and market their products, some of which are new and untested
- increased competition among our customers and their competitors, including downward pressure on pricing
- the potential that our customers' products may become obsolete, or the failure of our customers' products to gain anticipated commercial acceptance
- periods of significantly decreased demand in our customers' markets

SINCE A SIGNIFICANT PORTION OF OUR BUSINESS IS DEFENSE-RELATED, REDUCTIONS OR DELAYS IN UNITED STATES DEFENSE SPENDING MAY MATERIALLY ADVERSELY AFFECT IEC'S REVENUES. During fiscal years 2013 and 2012, our sales to customers serving the military and aerospace industries approximated 51% and 43% of our sales, respectively. Because these products and services are ultimately sold to the U.S. government by our customers, these sales are affected by, among other things, the federal budget process, which is driven by numerous factors beyond our control, including geopolitical, macroeconomic and political conditions. The contracts between our direct customers and their government customers are subject to political and budgetary constraints and processes, changes in short-range and long-range strategic plans, the timing of contract awards, the congressional budget authorization and appropriation processes, the government's ability to terminate contracts for convenience or for default, as well as other risks such as contractor suspension or debarment in the event of certain violations of legal and regulatory requirements.

While we believe that our customers' programs are well aligned with national defense and other priorities, shifts in domestic and international spending and tax policy, changes in security, defense, and intelligence priorities, the affordability of our products and services, general economic conditions and developments, and other factors may affect a decision to fund or the level of funding for existing or proposed programs. An impasse in federal budget decision-making could lead to substantial delays or reductions in federal spending. For example, as a result of inability of the U.S. Government to reach agreement on budget reduction measures required by the Budget Control Act of 2011, sequestration triggered very substantial automatic spending reductions beginning in January 2013, divided between defense and domestic spending over a nine-year period. As a result, U.S. Government funding for certain of our customers may be reduced, delayed or eliminated, which could significantly impact these customers' demand for our products and services and if so would have a material adverse effect on our business, results of operations and cash flows.

OUR RESULTS OF OPERATIONS AND FINANCIAL CONDITION MAY BE MATERIALLY ADVERSELY AFFECTED BY GLOBAL ECONOMIC AND FINANCIAL MARKET CONDITIONS. Current global economic and financial market conditions, including the slow recovery from the global economic recession or the onset of another recession, may materially and adversely affect our results of operations and financial condition. These conditions may also materially impact our customers and suppliers. Economic and financial market conditions that adversely affect our customers may cause them to terminate or delay existing purchase orders or to reduce the volume of products they purchase from us in the future. We may be owed significant balances from customers that operate in cyclical industries and under leveraged conditions that could impair their ability to pay amounts owed to IEC on a timely basis. Failure to collect a significant portion of those receivables could have a material adverse effect on our results of operations and financial condition.

Similarly, adverse changes in credit terms extended to us by our suppliers, such as shortening the required payment period for outstanding accounts payable or reducing the maximum amount of trade credit available to us could significantly affect our liquidity and thereby have a material adverse effect on our results of operations and financial condition.

If we are unable to successfully anticipate changing economic and financial market conditions, we may be unable to effectively plan for and respond to those changes, and our operating results could be materially adversely affected.

START-UP COSTS AND INEFFICIENCIES RELATED TO NEW OR TRANSFERRED PROGRAMS CAN MATERIALLY ADVERSELY AFFECT OUR OPERATING RESULTS AND MAY NOT BE RECOVERABLE. Start-up costs, including the management of labor and equipment resources in connection with establishing new programs and new customer relationships, difficulties in estimating required resources and the timing of those resources in advance of production, and engineering and technological issues involved in production of new products can adversely affect our operating results. If new programs or new customer relationships are terminated or delayed, our operating results may be materially adversely affected, particularly in the near term, as we may not recoup those start-up costs or quickly replace anticipated new program revenues.

MOST OF THE CUSTOMERS IN OUR INDUSTRY DO NOT COMMIT TO LONG-TERM PRODUCTION SCHEDULES, WHICH CAN MAKE IT DIFFICULT FOR US TO SCHEDULE PRODUCTION. Customers may cancel their orders, change production quantities or delay production for any number of reasons that are beyond our ability to foresee or control. Although we are always seeking new opportunities, we may not be able to replace any deferred, reduced or cancelled orders. Cancellations, reductions or delays by a significant customer or by a group of customers could adversely affect our operating results and working capital levels. Such cancellations, reductions or delays have occurred and may occur again. The volume and timing of sales to our customers may vary due to:

- variation in demand for our customers' products in their end markets
- actions taken by our customers to manage their inventory
- product design changes by our customers
- changes in our customers' manufacturing strategy

Due in part to these factors, most of our customers do not commit to firm, long-term production schedules. Therefore, we make significant judgments based on our estimates of customer requirements, including:

- deciding on the levels of business that we will seek
- production schedules
- component procurement commitments
- equipment requirements
- personnel needs
- other resource requirements

The short-term nature of our customers' commitments and the possibility of rapid changes in demand for their products reduce our ability to accurately estimate and forecast the future requirements of those customers. Since many of our costs and operating expenses are relatively fixed, a reduction in customer demand can adversely affect our revenue and operating results.

INCREASED COMPETITION MAY RESULT IN DECREASED DEMAND OR REDUCED PRICES FOR OUR PRODUCTS AND SERVICES. The EMS industry is highly fragmented and characterized by intense competition. We may be operating at a cost disadvantage compared to larger EMS providers who have greater direct buying power from component suppliers, distributors and raw material suppliers or who have lower cost structures as a result of their geographic location. As a result, other EMS providers may have a competitive advantage. Our manufacturing processes are generally not subject to significant proprietary protection, and companies with greater resources or a greater market presence may enter our market or increase their competition with us. We also expect our competitors to continue to improve the performance of their current products or services, to reduce the prices of their products or services and to introduce new products or services that may offer greater performance and improved pricing. Any of these factors may cause a decline in our sales, loss of market acceptance for our products or services, profit margin compression, or loss of market share.

DIFFICULTIES IN INTEGRATING ACQUIRED OPERATIONS MAY MATERIALLY ADVERSELY AFFECT OPERATING RESULTS. We completed acquisitions of SCB in fiscal 2011 and Albuquerque and Celmet in fiscal 2010, and we may continue to acquire additional businesses in the future. Acquisitions involve risks that may include, but not be limited to:

- failure to integrate operations
- loss of key personnel
- failure to integrate information systems
- failure to establish management, financial and operational controls such as adequate accounts receivable and inventory control processes
- failure to retain the customer base of acquired businesses
- failure to achieve initial projections established at acquisition date, including within anticipated time periods

- diversion of management’s attention from other ongoing business concerns
- exposure to unanticipated liabilities of acquired companies
- additional costs and start-up inefficiencies

These and other factors could affect our ability to achieve expected levels of profitability or to realize other anticipated benefits of an acquisition, could require us to recognize an impairment of goodwill and long lived assets, including intangibles and could have a material adverse effect on our operating results, as we have experienced.

WE DEPEND ON A LIMITED NUMBER OF SUPPLIERS FOR COMPONENTS THAT ARE CRITICAL TO OUR MANUFACTURING PROCESSES. A SHORTAGE OF THESE COMPONENTS OR AN INCREASE IN THEIR PRICE COULD INTERRUPT OUR OPERATIONS AND ADVERSELY AFFECT OUR OPERATING RESULTS. Much of our net revenue is derived from turn-key manufacturing for which we provide the materials specified by our customers. Some of our customer agreements permit periodic adjustments to pricing based on increases or decreases in component prices and other factors. However, we typically bear the risk of component price increases that occur between any such re-pricing dates or, if such re-pricing is not permitted during the balance of the term of a particular customer agreement. As a result, some component price increases may materially adversely affect our operating results, if we cannot increase prices enough to offset increased costs or if increased prices lead to cancelled orders.

Many of the products we manufacture require one or more components that are available from a limited number of suppliers. In response to supply shortages, some of these components are from time to time subject to allocation limits. In some cases, supply shortages or delayed deliveries could substantially curtail production of those assemblies requiring a limited-supply component, which could contribute to an increase in our inventory levels, and could delay shipments to customers and the associated revenue of all products using that component. Component shortages have been prevalent in our industry, and such shortages may recur. An increase in economic activity could result in shortages if manufacturers of components do not adequately anticipate increased order volume or if they have excessively reduced their production capabilities. World events, armed conflict, governmental regulation, natural disaster, and epidemics could also affect our supply chain, leading to an inability to obtain sufficient components on a timely basis.

In addition, due to the specialized nature of some components and our customers’ product specifications, we may be required to use sole-source suppliers for certain components. Such suppliers may encounter financial or operational difficulties that could cause delays in or the curtailment of component deliveries.

OUR TURN-KEY MANUFACTURING SERVICES INVOLVE INVENTORY RISK. Our turn-key manufacturing services described above involve a greater investment in inventory and a corresponding increase in risk as compared to consignment services, for which the customer provides all materials. For example, in our turn-key operations, we must frequently order parts and supplies in minimum lot sizes that may be larger than the quantity of product ultimately needed for our customers. Customers' cancellation or reduction of orders could result in additional expense to us. If we are not reimbursed for excess inventory ordered to meet customer forecasts, we may accumulate excess inventory and/or incur return charges imposed by suppliers. In addition, component price increases and inventory obsolescence associated with turn-key orders could adversely affect our operating results.

Furthermore, we provide inventory management programs for some of our customers under which we are required to hold and manage finished goods inventories. Such inventory management programs may lead to higher finished goods inventory levels, reduced inventory turns and increased financial exposure. In cases where customers have contractual obligations to purchase managed inventories from us, we remain subject to the risk of enforcing the obligation.

PRODUCTS WE MANUFACTURE MAY CONTAIN DEFECTS IN WORKMANSHIP, WHICH COULD RESULT IN REDUCED DEMAND FOR OUR SERVICES AND PRODUCT LIABILITY CLAIMS AGAINST US. We manufacture highly complex products to our customers' specifications, often within tight tolerance ranges, and such products may contain design or manufacturing errors or defects. Despite our quality control and quality assurance efforts, failures may occur. Defects in the products we manufacture, whether caused by customer design, workmanship, component failure or other error, may result in delayed shipments to customers or reduced or cancelled customer orders, adversely affecting our reputation and may result in product liability claims against us. Even if customers or component suppliers are responsible for the defects, they may be unwilling or unable to assume responsibility for costs associated with product failure.

OUR OPERATING RESULTS MAY BE ADVERSELY AFFECTED BY NEW REGULATIONS RELATING TO THE SOURCING OF CERTAIN RAW MATERIALS. The Dodd-Frank Wall Street Reform and Consumer Protection Act (the “Dodd-Frank Act”) contains provisions to improve the transparency and accountability concerning the supply of minerals originating from the conflict zones of the Democratic Republic of Congo and adjoining countries. As a result, the SEC established new annual disclosure and reporting requirements for those companies who use “conflict” minerals mined from those countries in their products. As these new requirements are implemented, they could affect the sourcing and availability of minerals used in our manufacturing processes. As a result, we may not be able to obtain products at competitive prices and there are additional costs associated with complying with the SEC’s new due diligence procedures and disclosure requirements. Also, since our supply chain is complex, we may face reputational challenges with our customers and other stakeholders if we are unable to sufficiently verify the origins for all metals used in our products through the due diligence procedures that we implement. We may also encounter challenges to satisfy

those customers who require that all of the components of our products are certified as conflict-free. If we are not able to meet customer requirements, customers may choose to disqualify us as a supplier.

DAMAGE TO OUR MANUFACTURING FACILITIES DUE TO FIRE, NATURAL DISASTER, OR OTHER EVENTS COULD HARM OUR FINANCIAL RESULTS. At September 30, 2013, we have four manufacturing and assembly facilities. The destruction or closure of any of our facilities for a significant period of time as a result of fire, explosion, blizzard, act of war or terrorism, flood, tornado, earthquake, lightning, other natural disasters, required maintenance or other events could harm us financially, increasing our costs of doing business and limiting our ability to deliver our manufacturing services on a timely basis. Our insurance coverage with respect to damages to our facilities or our customers' products caused by natural disasters is limited and is subject to deductibles and coverage limits. Such coverage may not be adequate or continue to be available at commercially reasonable rates and terms.

If one or more of our facilities is closed on a temporary or permanent basis as a result of a natural disaster, required maintenance or other event, our operations could be significantly disrupted. Such events could delay or prevent product manufacturing and shipment for the time required to transfer production to another facility or to repair, rebuild and/or replace the affected manufacturing facility. This time period could be lengthy and could result in significant expenses for repair and related costs. While we have established disaster recovery plans, such plans may not be sufficient to allow our operations to continue in the event of every natural or man-made disaster, pandemic, required repair or other extraordinary event. Any extended inability to continue our operations at unaffected facilities following such an event would reduce our revenue and potentially damage our reputation as a reliable supplier.

IF WE ARE UNABLE TO MAINTAIN SATISFACTORY CAPACITY UTILIZATION RATES, OUR RESULTS OF OPERATIONS AND FINANCIAL CONDITION WOULD BE ADVERSELY AFFECTED. Given the high fixed costs of our operations, decreases in capacity utilization rates can have a significant effect on our business. Accordingly, our ability to maintain or enhance gross margins continues to depend, in part, on maintaining satisfactory capacity utilization rates. In turn, our ability to maintain satisfactory capacity utilization depends on the demand for our products, the volume of orders we receive, and our ability to offer products that meet our customers' requirements at competitive prices. If current or future production capacity fails to match current or future customer demands, our facilities would be underutilized, our sales may not fully cover our fixed overhead expenses, and we would be less likely to achieve anticipated gross margins. If forecasts and assumptions used to support the implied fair value of goodwill or realizability of our long-lived assets including intangible assets change, we may incur significant impairment charges, which would adversely affect our results of operations and financial condition, as we have experienced.

In addition, we generally schedule our production facilities at less than full capacity to retain our ability to respond to unexpected additional quick-turn orders. However, if these orders are not received, we may forego some production and could experience continued excess capacity. If we conclude that we have significant, long-term excess capacity, we may decide to permanently close one or more of our facilities, and lay off some of our employees. Closures or lay-offs could result in our recording restructuring charges such as severance and other exit costs, and asset impairments.

IF OUR CUSTOMERS CHOOSE TO PROVIDE MANUFACTURING SERVICES IN-HOUSE, OUR RESULTS OF OPERATIONS COULD SUFFER. Our business has benefited from OEMs deciding to outsource their EMS needs to us. Our future revenue growth depends, in part, on new outsourcing opportunities from OEMs. Current and prospective customers continuously evaluate our performance against other providers. They also evaluate the potential benefits of manufacturing their products themselves. To the extent that outsourcing opportunities are not available either due to OEM decisions to produce these products themselves or to use other providers, our financial results and prospects could be materially adversely affected.

WE MAY NOT BE ABLE TO MAINTAIN THE ENGINEERING, TECHNOLOGICAL AND MANUFACTURING CAPABILITIES REQUIRED BY OUR CUSTOMERS IN THE FUTURE. The markets for our manufacturing and engineering services are characterized by rapidly changing technology and evolving process development. The continued success of our business will depend upon our ability to:

- hire and retain qualified engineering and technical personnel
- maintain and enhance our technological leadership
- develop and market manufacturing services that meet changing customer needs

Although we believe that our operations provide the assembly and testing technologies, equipment and processes that are currently required by our customers, there is no certainty that we will develop the capabilities required by our customers in the future. The emergence of new technology, industry standards or customer requirements may render our equipment, inventory or processes obsolete or uncompetitive; or we may have to acquire new assembly and testing technologies and equipment to remain competitive. The acquisition and implementation of new technologies and equipment may require significant expense or capital investment that could adversely affect our operating results, as could our failure to anticipate and adapt to our customers' changing technological requirements.

FAILURE TO ATTRACT AND RETAIN KEY PERSONNEL AND OTHER SKILLED EMPLOYEES COULD MATERIALLY ADVERSELY AFFECT OUR BUSINESS. Our continued success depends to a large extent on our ability to recruit, train, and retain skilled employees, particularly executive management and technical employees. The competition for these

individuals is significant; hence the loss of the services of certain of these key employees or an inability to attract or retain qualified employees could negatively impact us. We only have employment agreements with a few employees, including W. Barry Gilbert, our Chief Executive Officer, Donald S. Doody, our Executive Vice President and Craig Pfefferman, Vice President of Business Development – Aerospace and Defense, and an engagement letter by which Insero & Company CPAs P.C. provides us with the services of Vincent A. Leo, our Chief Financial Officer.

FAILURE TO COMPLY WITH CURRENT AND FUTURE GOVERNMENTAL REGULATIONS RELATED TO DEFENSE, HEALTH AND SAFETY AND THE ENVIRONMENT COULD IMPAIR OUR OPERATIONS OR CAUSE US TO INCUR SIGNIFICANT EXPENSE. We are subject to a variety of United States government regulations that control the export and import of defense-related articles and services, as well as federal, state and local regulatory requirements relating to employee occupational health and safety, and environmental and waste management regulations relating to the use, storage, discharge and disposal of hazardous materials used in our manufacturing process. To date, the cost to the Company of such compliance has not had a material impact on our business, financial condition or results of operations. However, violations may occur in the future as a result of human error, equipment failure or other causes. Further, we cannot predict the nature, scope or effect of environmental legislation or regulatory requirements that could be imposed in the future, or how existing or future laws or regulations will be administered or interpreted. Compliance with more stringent laws or regulations, as well as more vigorous enforcement policies of regulatory agencies, could require substantial expenditures by the Company and could have a material adverse effect on our business, financial condition and results of operations. If we fail to comply with any present or future regulations, we could be subject to future liabilities or the suspension of production which could have a material adverse effect on our results of operations. While we are not currently aware of any violations, such regulations could restrict our ability to expand our facilities or could require us to acquire costly equipment, or to incur other significant compliance-related expenses.

IF WE ARE UNABLE TO MAINTAIN EFFECTIVE INTERNAL CONTROL OVER OUR FINANCIAL REPORTING, THE REPUTATIONAL EFFECTS COULD MATERIALLY ADVERSELY AFFECT OUR BUSINESS. Under the provisions of Section 404(a) of the Sarbanes-Oxley Act of 2002, as amended by the Dodd Frank Wall Street Reform and Consumer Protection Act of 2010, the SEC adopted rules requiring public companies to perform an evaluation of Internal Control over Financial Reporting (Internal Controls) and to report on our evaluation in our Annual Report on Form 10-K. Our Internal Controls constitute a process designed to provide reasonable assurance regarding the reliability of financial reporting and the preparation of financial statements in accordance with GAAP. However, as discussed in greater detail in Item 9A of this Form 10-K, the Company identified a material weakness in its Internal Controls resulting in restatement of its consolidated financial statements for fiscal 2012, related quarterly periods, and the first quarter of fiscal 2013. If our remediation of such reported material weakness is ineffective, or if in the future we are unable to maintain effective Internal Controls, additional resulting material restatements could occur, regulatory actions could be taken, and a resulting loss of investor confidence in the reliability of our financial statements could materially adversely affect the value of our common stock. We may be required to expend substantial funds and resources in order to rectify any deficiencies in our Internal Controls. Further, if lenders lose confidence in the reliability of our financial statements it could have a material adverse effect on our ability to fund our operations.

THE RESTATEMENT OF OUR FINANCIAL STATEMENTS COULD NEGATIVELY IMPACT OUR BUSINESS, REPUTATION AND FINANCIAL CONDITION. As discussed in the Explanatory Note and “Note 2 - Restatement of Consolidated Financial Statements” to the consolidated financial statements accompanying our Annual Report on Form 10-K/A filed July 3, 2013 (“Restated 10-K/A”) and in “Note 2 – Restatement of Consolidated Financial Statements” (“Note 2”) to the unaudited interim consolidated financial statements accompanying our Quarterly Report on Form 10-Q/A filed July 3, 2013 (“Restated 10-Q/A”), we restated our consolidated financial statements and our unaudited interim consolidated financial statements to make corrections in those financial statements for the fiscal year ended September 30, 2012, and for the fiscal quarter and year-to-date periods ended December 30, 2011, March 30, 2012, June 29, 2012 and December 28, 2012 (collectively, the “Restated Periods”). The corrections relate to an error made in our accounting for work-in-process inventory at our subsidiary, SCB, as further discussed in Note 2. The restatement may, among other impacts, affect investor confidence in the accuracy of our financial disclosures and may raise reputational issues for our business. The restatement process was highly time and resource-intensive and involved a significant amount of attention from management as well as significant legal and accounting costs. Although we have completed the restatement, the Company is responding to a now formal investigation by the staff of the SEC and an amended complaint in a now consolidated shareholder class action originally filed June 28, 2013 in the United States District Court, Southern District of New York, against the Company and its CEO and CFO seeking unspecified compensatory damages. The Company could be subject to additional shareholder, governmental, or other actions in connection with the restatement or other matters, and the restatement could result in the delisting of our stock from the NYSE MKT (the “Exchange”) if the Company fails to meet any Exchange listing standard, or fails to comply with its listing agreement with the Exchange, during the twelve months ending July 9, 2014. Any such proceedings will, regardless of the outcome, consume a significant amount of our internal resources and result in additional legal, accounting, insurance and other costs. In addition, the restatement and related matters could impair our reputation, could cause our customers, including the government contractors with which we deal, to lose confidence in us or cause a default under our contractual arrangements with those customers, and could make it more difficult to attract and retain qualified individuals to serve on the board of directors or as executive officers. Each of these occurrences could have a material adverse effect on our business, results of operations, financial condition and stock price and could cause a default under the Company’s arrangements with Manufacturers and Traders Trust Company (“M&T

Bank”) with respect to which, if the Bank chooses to exercise its remedies, the Company may not be able to obtain replacement financing or continue its operations.

RECENT AND FUTURE CHANGES IN SECURITIES LAWS AND REGULATIONS MAY INCREASE COSTS. As a U.S. public company registered with the SEC under the Exchange Act, we incur significant legal, financial, accounting and other expenses. In addition, the Sarbanes-Oxley Act, as well as rules subsequently implemented by the SEC and listing requirements subsequently adopted by the NYSE MKT in response to the Sarbanes-Oxley Act, have required changes in internal control and disclosure control policies and procedures, and audit committee practices of most public companies. More recently, the Dodd-Frank Act has required and will require changes to our compliance practices and SEC reporting. We anticipate that these requirements may make it more difficult and expensive for us to obtain director and officer liability insurance. These developments also may result in the Company having difficulty attracting and retaining qualified individuals to serve on the board of directors or as executive officers, and could increase the difficulty and expense involved in retaining third-party advisers, such as compensation consultants. We expect to incur increased costs associated with the compliance and implementation of procedures under these laws, regulations and listing requirements, including additional legal, financial and accounting costs, which could have a material adverse effect on our results of operations.

THE AGREEMENTS GOVERNING OUR DEBT CONTAIN VARIOUS COVENANTS THAT IMPACT THE OPERATION OF OUR BUSINESS. The agreements and instruments governing our secured bank credit facility with M&T Bank (“Credit Facility”) and other existing debt contain various covenants that, among other things, require us to comply with certain financial covenants including maintenance of minimum earnings before interest, taxes, depreciation, amortization, rent payments and stock compensation expense (“EBITDARS”), limits on the ratio of debt to EBITDARS, and maintenance of a fixed charge coverage ratio (collectively, “Financial Covenants”). The agreements and instruments governing the Credit Facility require financial and other reporting, contain limitations on revolving loan borrowings and restrict or limit our ability to:

- incur debt
- incur or maintain liens
- make acquisitions of businesses or entities
- make investments, loans or advances
- enter into guarantee agreements
- engage in mergers, consolidations or certain sales of assets
- engage in transactions with affiliates
- pay dividends or engage in stock redemptions or repurchases
- make capital expenditures

The Credit Facility is secured by a general security agreement covering the assets of the Company and its subsidiaries, a pledge of the Company’s equity interest in its subsidiaries, a negative pledge on the Company’s real property, and a guarantee by the Company’s subsidiaries, all of which restrict use of these assets to support other financial instruments.

In connection with the restatement of our financial statements described above in “The Restatement Of Our Financial Statements Could Negatively Impact Our Business, Reputation and Financial Condition ” (the “Restatement Risk Factor”), M&T Bank waived the defaults under the Credit Facility caused by (i) our failure to provide financial statements in accordance with generally accepted accounting principles for fiscal 2012, the quarterly periods during fiscal 2012, and the first fiscal quarter of 2013, (ii) our non-compliance with Financial Covenants for the fiscal quarter ended March 29, 2013, and (iii) our failure to timely deliver the financial statements for the fiscal quarter ended March 29, 2013 provided that such financial statements were delivered on or before July 15, 2013. M&T Bank also amended the Financial Covenants for measurement periods starting with the fiscal quarter ending June 28, 2013. In connection with our 2013 fiscal year end, M&T Bank further waived compliance with certain Financial Covenants and further amended certain covenants. The debt to EBITDARS ratio was amended for measurement periods ending December 13, 2013 through and including September 29, 2014. The fixed charge coverage ratio was amended for measurement periods ending March 28, 2014 through and including September 29, 2014. If the Company is not in compliance with all of our debt covenants, and if M&T Bank chooses to exercise its remedies, M&T Bank could accelerate our primary indebtedness which could cause cross-defaults under subordinate indebtedness, causing a material adverse effect on our financial condition including, our inability to obtain replacement financing or continue operations. Our ability to comply with covenants contained in our Credit Facility and other existing debt may be affected by matters described in the Restatement Risk Factor as well as events beyond our control, including prevailing economic, financial and industry conditions.

A FAILURE OF OUR INFORMATION TECHNOLOGY SYSTEMS COULD MATERIALLY ADVERSELY AFFECT OUR BUSINESS. A failure or prolonged interruption in our information technology systems that compromises our ability to meet our customers' needs, or impairs our ability to record, process and report accurate information could have a material adverse effect on our financial condition.

A BREACH OF OUR CYBERSECURITY SYSTEMS COULD MATERIALLY ADVERSELY AFFECT OUR BUSINESS. A breach that compromises proprietary customer data impedes, our ability to meet our customers' needs, or impairs our ability to record, process and report accurate information to the SEC could have a material adverse effect on our financial condition.

OUR STOCK PRICE MAY BE VOLATILE DUE TO FACTORS BEYOND OUR CONTROL. Our common stock is traded on the NYSE MKT. The market price of our common stock has fluctuated substantially in the past and could fluctuate substantially in the future, based on a variety of factors, including future announcements concerning us or our key customers or competitors, governmental regulations, litigation and/or regulatory investigations and other proceedings, fluctuations in quarterly operating results, general conditions in the EMS industry and economy in general, and other Risk Factors set forth above.

Item 1B. UNRESOLVED STAFF COMMENTS

Not applicable to smaller reporting companies.

Item 2. PROPERTIES

We own or lease properties in four locations that together house our administrative offices (“AO”), engineering (“E”), manufacturing (“M”), warehouse (“W”) and distribution (“D”) functions, as follows:

Location	Principal Use	Building SF	Owned/Leased	Lease Expiration
Newark, New York	AO,E,M,W,D	235,000	Owned	N/A
Rochester, New York	M,W,D	47,000	Leased	July 31, 2014
Albuquerque, New Mexico	AO,E,M,W,D	72,000	Owned	N/A
Bell Gardens, California	AO,E,M,W,D	42,000	Leased	September 30, 2018

Our properties are generally in good condition and are suitable for their intended purpose. Wire and Cable’s operations that were previously conducted at the Victor, New York facility were consolidated to the Newark, New York facility during November 2012. The Victor, New York facility’s lease expired in December 2012. Subsequent to the close of fiscal 2013 we purchased the Rochester, New York property.

Item 3. LEGAL PROCEEDINGS

As discussed in “Note 2 – Restatement of Consolidated Financial Statements” to the consolidated financial statements included in this Form 10-K, the Company restated its financial statements. In connection with the restatement, the Audit Committee conducted an independent review of the underlying facts and circumstances, and the Company is responding to a now formal investigation by the staff of the SEC relating to the restatement and other matters and an amended complaint in a now consolidated shareholder class action originally filed June 28, 2013 in the United States District Court, Southern District of New York, against the Company and its CEO and CFO seeking unspecified compensatory damages. While the Company believes the complaint is without merit, it is too early to determine the potential outcome.

From time to time, the Company may be involved in other legal action in the ordinary course of its business, but management does not believe that any such other proceedings commenced through the date of the financial statements included in this Form 10-K, individually or in the aggregate, will have material adverse effect on the Company’s consolidated financial position.

Item 4. MINE SAFETY DISCLOSURES

Not Applicable

EXECUTIVE OFFICERS OF THE REGISTRANT

IEC's executive officers at September 30, 2013 were as follows:

	<u>Age</u>	
W. Barry Gilbert	67	Chief Executive Officer and Chairman of the Board
Donald S. Doody	46	Executive Vice President
Vincent A. Leo	52	Chief Financial Officer

W. Barry Gilbert has served as IEC’s Chief Executive Officer since January 2004, and served as Acting Chief Executive Officer from June 2002 until that time. He has served on the board of directors of IEC since February 1993, and Chairman of the Board since February 2001. He is an adjunct faculty member at the William E. Simon School of Business of the University of Rochester. Mr. Gilbert previously held the position of President of the Thermal Management Group of Bowthorpe Plc. (now known as Spirent Plc.) and was corporate Vice President and President of the Analytical Products Division of Milton Roy Company, a manufacturer of analytical instrumentation. He holds an MBA from the University of Rochester.

Donald S. Doody has served as Executive Vice President of IEC since October 2010. He joined IEC in November 2004 as Vice President of Operations and was appointed Senior Vice President of Operations in May 2008. Before joining IEC, Mr. Doody had more than 15 years of experience in manufacturing leadership roles in companies supporting the Medical, Industrial and Military markets. He held positions of Master Black Belt and Supplier Quality Engineer at GE Transportation and Industrial Systems. He was a Senior Manufacturing Engineer at Plexus Corporation, and then became Vice President and General Manager of MCMS's North Carolina facility. When Plexus acquired MCMS, Mr. Doody was appointed to lead Lean and Six Sigma initiatives throughout the company. Mr. Doody holds an M.S. degree in Industrial Sciences from Colorado State University.

Vincent A. Leo joined IEC in January 2012 as Interim Chief Financial Officer pursuant to an engagement letter dated December 28, 2011 between the Company and Inero & Company CPAs, P.C. ("Inero"), as amended May 25, 2012, and was appointed Chief Financial Officer in May 2012. Mr. Leo also is a partner and shareholder of Inero and has more than 29 years of experience leading attest and outsourced accounting services for publically traded and privately held businesses. He joined Inero as a partner and shareholder during 2002 from Arthur Andersen, LLP where he was a Partner in their Rochester office. Mr. Leo holds a Bachelor of Science, Accounting degree from Niagara University and is licensed as a Certified Public Accountant in New York and Connecticut.

PART II

Item 5. MARKET FOR REGISTRANT'S COMMON EQUITY, RELATED STOCKHOLDER MATTERS, AND ISSUER PURCHASES OF EQUITY SECURITIES

(a) Market Information

IEC's common stock trades on the NYSE MKT, LLC ("NYSE MKT") under the symbol "IEC".

The following table sets forth, for the fiscal quarters indicated, the high and low sales prices for IEC's common stock as reported on the NYSE MKT.

<u>IEC Closing Stock Prices</u>	<u>Low</u>	<u>High</u>
<u>Fiscal Quarters</u>		
Fourth 2013	\$ 3.09	\$ 4.07
Third 2013	2.92	5.90
Second 2013	5.03	7.20
First 2013	6.50	7.35
Fourth 2012	\$ 5.69	\$ 7.12
Third 2012	4.76	6.30
Second 2012	4.63	5.62
First 2012	4.65	6.05

IEC's closing price on the NYSE MKT on December 12, 2013, was \$4.32 per share.

(b) Holders

As of December 12, 2013 there were approximately 220 holders of record of IEC's common stock. This figure does not include an estimate of the indeterminate number of beneficial holders whose shares may be held of record by brokerage firms and clearing agencies.

(c) Dividends

IEC does not pay dividends on its common stock, as it is the Company's current policy to retain earnings for use in the business. Furthermore, certain covenants in IEC's credit agreement with Manufacturers and Traders Trust Company includes certain restrictions on the Company's ability to pay cash dividends. The Company does not expect to pay cash dividends on shares of its common stock in the foreseeable future.

(d) Issuance of Unregistered Securities

None

(e) Repurchases of IEC Securities

The Company did not repurchase any shares during the fourth quarter of the fiscal year ended September 30, 2013.

Item 6. SELECTED CONSOLIDATED FINANCIAL DATA

	Years Ended September 30,				
	2013	2012	2011	2010	2009
<i>(amounts in thousands, except per share data)</i>		<i>(restated)</i>	<i>(a)</i>	<i>(b)</i>	
Net sales	\$ 140,946	\$ 144,963	\$ 133,296	\$ 96,674	\$ 67,811
Gross profit	17,677	26,306	25,757	16,263	10,826
Operating profit/(loss)	(13,835)	10,541	10,389	7,687	4,820
Income/(loss) before income taxes	(15,052)	10,364	9,816	7,055	4,718
Provision/(benefit) for income taxes	(5,522)	3,670	3,056	2,400	(238)
Net income/(loss)	<u>\$ (9,530)</u>	<u>\$ 6,694</u>	<u>\$ 6,760</u>	<u>\$ 4,655</u>	<u>\$ 4,956</u>
Gross margin as a % of sales	12.5%	18.1%	19.3%	16.8%	16.0%
Operating profit as % of sales	-9.8%	7.3%	7.8%	8.0%	7.1%
Net income/(loss) per share: (c)					
Basic	\$ (0.98)	\$ 0.69	\$ 0.71	\$ 0.52	\$ 0.57
Diluted	(0.98)	0.67	0.68	0.48	0.52
Common and common equivalent shares:					
Basic	9,712	9,664	9,461	8,990	8,729
Diluted	9,712	9,969	9,968	9,608	9,554
Working capital	\$ 31,592	\$ 19,320	\$ 17,292	\$ 17,712	\$ 11,390
Total assets	88,935	87,898	85,820	55,682	34,469
Long-term debt (excluding current portion)	34,026	21,104	28,213	15,999	6,600
Stockholders' equity	31,994	40,796	33,686	25,419	20,254

(a) IEC acquired the assets of Southern California Braiding Company, Inc. on December 17, 2010.

(b) IEC acquired General Technology Corporation (now IEC-Albuquerque) on December 16, 2009, and purchased the assets of Celmet Co., Inc. on July 30, 2010.

(c) In 2009, net income per share included the favorable effects of reductions in IEC's deferred tax valuation allowance.

Item 7. MANAGEMENT'S DISCUSSION AND ANALYSIS OF FINANCIAL CONDITION AND RESULTS OF OPERATIONS

The information in this Management's Discussion & Analysis should be read in conjunction with the accompanying Consolidated Financial Statements, the related Notes and the five-year summary of Selected Consolidated Financial Data. Forward-looking statements in this Management's Discussion and Analysis are qualified by the cautionary statement preceding Item 1 of this Form 10-K and the risk factors identified in Item 1A.

Prior Restatement

The Company previously disclosed in its Annual Report on Form 10-K/A ("Form 10-K/A") and Quarterly Report on Form 10-Q/A ("Form 10-Q/A"), both filed with the SEC on July 3, 2013, that it restated its financial statements for the periods described therein because the Company was incorrectly accounting for work-in-process inventory at one of its subsidiaries, SCB. The Company restated: (i) its previously issued consolidated financial statements for the fiscal year ended September 30, 2012 ("FY 2012"), as included in the Company's Annual Report on Form 10-K for FY 2012, as well as the unaudited interim consolidated financial statements as of and for the fiscal quarter and year-to-date periods ended December 30, 2011 ("Q1-2012"), March 30, 2012 ("Q2-2012") and June 29, 2012 ("Q3-2012") (collectively, the "2012 Restated Periods") as included in its Quarterly Reports on Form 10-Q for Q-1 2012, Q-2 2012 and Q-3 2012, and (ii) its previously issued financial statements for the quarter ended December 28, 2012 ("Q1-2013") as included in its Quarterly Report on Form 10-Q for Q1-2013. Comparative information for the Fiscal 2012 Restated Periods, as well as for Q1-2013, included in this Form 10-K reflect information contained in the financial statements as so restated.

Three Months Ended September 30, 2013 and 2012 (Fourth Fiscal Quarter)

A summary of selected income statement amounts for the three months ended follows:

Income Statement Data	Three Months Ended	
	September 30, 2013	September 30, 2012
<i>(in thousands)</i>		<i>(restated)</i>
Net sales	\$ 39,122	\$ 37,062
Gross profit	5,454	6,174
Selling and administrative expenses	3,761	3,579
Impairment of goodwill and other intangibles	14,217	-
Restatement and related expenses	625	-
Interest and financing expense	522	297
Other expense	-	1
Income/(loss) before income taxes	(13,671)	2,297
Provision for/(benefit from) income taxes	(5,004)	711
Net income	\$ <u>(8,667)</u>	\$ <u>1,586</u>

As more fully described in Note 2 – Restatement of Consolidated Financial Statements to the consolidated financial statements included in this Form 10-K, the Company has restated its financial statements for the three month period and year ended September 30, 2012.

A summary of sales, according to the market sector within which IEC's customers operate, follows:

% of Sales by Sector	Three Months Ended	
	September 30, 2013	September 30, 2012
Military & Aerospace	49%	50%
Medical	20%	21%
Industrial	22%	22%
Communications & Other	9%	7%
	<u>100%</u>	<u>100%</u>

Revenue increased in the fourth quarter of fiscal 2013 by \$2.1 million or 5.6% as compared to the fourth quarter of the prior fiscal year. Aggregate revenue increases in the communications & other market sector of \$1.1 million as well as increases in all other market sectors resulted in the increase. The increase in the communications & other market sector was primarily due to a \$1.8 million increase in a program for one of our telecom customers that ramped up in fiscal 2013. The increase was partially offset by decreased demand from two customers. One of the communications customers is now producing a component part in house due to its decreased end customer demand and the other has implemented a strategic initiative to move some of its assembly work off-shore. The increase in the industrial market sector of \$0.4 million was primarily due to fluctuations in demand for various customers. Revenue for the medical market sector increased \$0.4 million primarily due to increased demand from two customers for ongoing programs partially offset by decreased demand from a customer upon completion of the customer's product recall program. The net increase in military & aerospace revenue was \$0.2 million. Military & aerospace revenue increases of \$4.3 million were primarily related to new programs from existing customers. These increases were partially offset by decreases from some of our military customers aggregating \$2.9 million due to lack of government funding. Also offsetting these increases were decreases aggregating \$1.1 million from military & aerospace customers, primarily due to a customer who chose to manufacture products in house due to its decreased end customer demand.

Our fourth fiscal quarter gross profit decreased \$0.7 million over the prior fiscal year, and decreased to 13.9% of sales from 16.7% of sales in the fourth quarter of the prior fiscal year. An unfavorable change in product mix in the fourth quarter of the current year caused a portion of the decrease. This shift in product mix is the result of several factors. One of these factors is increased revenue in the telecom industry, for which we earn lower margins. We expect gross profit as a percent of revenue in this industry to remain somewhat consistent with the fourth fiscal quarter. Shifts in volume between programs within other market sectors also impacted gross profit. Throughout fiscal 2013, we maintained a level of overhead in our business to support higher sales expected in future periods. We obtained orders from a number of new customers and additional operating locations for existing customers during the second half of fiscal 2013 which resulted in higher overhead costs due to the upfront investment required to establish new programs. Most programs become more profitable after they ramp up and we expect that trend to continue.

Selling and administrative ("S&A") expense is presented excluding Restatement and related expenses discussed below. S&A expense increased \$0.2 million, and represents 9.6% of sales in the fourth quarter of fiscal 2013, compared to 9.7% of sales in the same quarter of the prior fiscal year. The increase in S&A expense for the fourth quarter of fiscal 2013 was primarily increased wage and related expenses. The net increase in wage and related expenses was due to increased medical insurance costs partially offset by decreases resulting from changes in the company's organizational structure made during the second quarter of the current fiscal year.

During the fourth quarter of fiscal 2013, we recorded impairment charges of \$14.2 million relating to our SCB reporting unit. \$11.8 million of the impairment charge relates to goodwill and \$2.4 million relates to a customer relationship intangible asset. The impairment analysis and resulting charges are due to slower than anticipated growth and poor operating performance at SCB, as well as market uncertainties and strategic changes made by the Company as more particularly discussed in Note 6 – Intangible Assets and Note 7 – Goodwill to the consolidated financial statements included in this Form 10-K. While the strategic change to direct future military & aerospace revenue growth to our Albuquerque reporting unit contributed to an impairment for our SCB reporting unit, it is intended to improve overall profitability for the consolidated company. Although uncertainties in the military & aerospace market sector will likely continue, the majority of our military & aerospace customers participate in complex, advanced technology programs including unmanned vehicles, space defense and space exploration, which we expect to be continued over the long term.

Restatement and related expenses of \$0.6 million in the fourth quarter of fiscal 2013 represent third party legal and accounting fees directly attributable to the restatement as well as other matters arising from the restatement including those more fully described in Note 17-Litigation to the accompanying consolidated financial statements. We anticipate elevated levels of legal expenses due to the restatement and other matters (including the now formal SEC investigation and consolidated shareholder class action) for the foreseeable future.

Interest expense increased \$0.2 million compared to the same quarter of the prior fiscal year. IEC's average outstanding debt balances increased to \$35.3 million for the fourth quarter of fiscal 2013 from \$28.4 million for the same quarter of the prior fiscal year. Average borrowings in the fourth quarter of fiscal 2013 were higher than the fourth quarter of the prior fiscal year primarily due to increased borrowings on the revolver to fund operations. The weighted average interest rate on IEC's debt, excluding the impact of the interest rate swap, was 0.05% higher than in the fourth quarter of the prior fiscal year. Interest expense in the fourth quarter of fiscal 2013 was also impacted by covenant waiver fees. Detailed information regarding our borrowings, including a summary of modifications in the Fourth Amended and Restated Credit Facility Agreement, is provided in Note 8 - Credit Facilities to the consolidated financial statements included in this Form 10-K.

The benefit from income taxes was \$5.0 million for the fourth quarter of fiscal 2013 as compared to provision for income taxes of \$0.7 million for the fourth quarter of the prior fiscal year. The decrease is the result of a decrease in pretax loss in fiscal 2013 and a higher effective tax rate. Our effective tax rate for the fourth quarter of fiscal 2013 is 36.6% compared to 31% in fiscal 2012. Our federal

statutory rate of 34% was increased by the benefit from state income tax as well as increases in state tax credits, partially offset by an adjustment to deferred tax assets resulting from an IRS audit.

With respect to tax payments, in the near term IEC expects to be sheltered by sizable net operating loss (“NOL”) carryforwards for federal and New York state income tax purposes. At the end of fiscal 2013, the carryforwards amounted to approximately \$16.2 million and \$26.1 million for federal and New York State, respectively. The carryforwards expire in varying amounts between 2021 and 2025 unless utilized prior to these dates.

Years Ended September 30, 2013 and 2012

A summary of selected income statement amounts for the fiscal years ended follows:

Income Statement Data	Years Ended	
	September 30, 2013	September 30, 2012
<i>(in thousands)</i>		<i>(restated)</i>
Net sales	\$ 140,946	\$ 144,963
Gross profit	17,677	26,306
Selling and administrative expenses	15,453	15,765
Impairment of goodwill and other intangibles	14,217	-
Restatement and related expenses	1,842	-
Interest and financing expense	1,170	1,227
Other expense/(income)	47	(1,050)
Income/(loss) before income taxes	(15,052)	10,364
Provision for/(benefit from) income taxes	(5,522)	3,670
Net income/(loss)	\$ (9,530)	\$ 6,694

As more fully described in Note 2 – Restatement of Consolidated Financial Statements to the consolidated financial statements included in this Form 10-K, the Company has restated its financial statements for the three month period and year ended September 30, 2012.

A summary of sales, according to the market sector within which IEC's customers operate, follows:

% of Sales by Sector	Years Ended	
	September 30, 2013	September 30, 2012
Military & Aerospace	51%	43%
Medical	20%	22%
Industrial	21%	25%
Communications & Other	8%	10%
	100%	100%

Revenue decreased compared to the prior fiscal year by \$4.0 million or 2.8%. Revenue decreases in the industrial, medical and communications & other market sectors were partially offset by increased revenue in the military & aerospace market sector of \$9.0 million. Revenue for the industrial market sector decreased \$7.3 million primarily due to decreases in demand from two customers. Both customers are experiencing decreased end customer demand and one customer also made a strategic decision to dual source product to mitigate risk. Revenue for the medical market sector decreased \$3.7 million primarily due to decreased demand from a customer due to completion of its product recall program partially offset by increased demand from two customers for ongoing programs, one of which was just beginning to ramp up in the fourth quarter of fiscal 2012. Revenue for the communications and other market sector also decreased by \$2.0 million. Decreased demand from three customers caused a decrease of \$7.3 million, which was partially offset by increased revenue of \$5.7 million from a relatively new telecom customer whose program ramped up in fiscal 2013. The decrease for one of the communications customers is caused by a decision to produce a component part in house due to decreased demand from its end customer. Another customer has implemented a strategic initiative to move some of its assembly work off-shore.

Military & aerospace revenue increased \$9.0 million and represented 51% of revenue in fiscal 2013 compared to 43% in fiscal 2012. Increases of \$14.4 million in military & aerospace revenue were due to new programs from existing customers and revenue from new customers. Additional increases of \$3.5 million were due to increased volumes for ongoing programs. These increases were partially offset by decreases at other customers. A \$3.3 million decrease in revenue from one of our aerospace customers was due to the move of some production back in house to use excess capacity created by decreased end customer demand. Decreases aggregating \$2.5 million at three of our military customers were due to reduced government funding. Additional decreases include lower demand from four of our military customers aggregating \$3.3 million.

Our gross profit decreased \$8.6 million from the prior fiscal year, and decreased to 12.5% of sales from 18.1% of sales in the prior fiscal year. An unfavorable change in product mix caused a portion of the decrease. This shift in product mix is the result of several factors. Revenue in the telecom industry, for which we earn lower margins, has increased. Technical problems that impacted gross profit related to the above-referenced telecom customer earlier in fiscal 2013 have been resolved. We expect gross profit as a percent of revenue in the telecom industry to remain somewhat consistent with the current fiscal year. Revenue from programs for some of our military customers for which we earn lower margins also increased. Various other factors also contributed to the decrease in gross profit. We earn a lower gross profit at one of our large industrial customers due to pricing pressures and maturing programs. In the prior year, we began supplying components for a major program for this customer. Higher sales prices paid by this customer in the early stages of this program have decreased as the program matures. Lower than anticipated sales volumes at some locations during the first half of fiscal 2013 reduced leverage on fixed manufacturing costs as well as indirect labor. Despite this, we have continued to maintain overhead to support higher sales expected in future periods. We obtained orders from a number of new customers and additional operating locations of existing customers during the second half of fiscal 2013 which resulted in higher overhead costs due to the upfront investment required to establish new programs. We expect the majority of these programs to ramp up and begin producing revenue in the first and second quarters of fiscal 2014. Most programs become more profitable as they mature and we expect that trend to continue. There was no material impact of inflation or price volatility for fiscal 2013 and 2012.

S&A expense is presented excluding Restatement and related expenses discussed below. S&A expense decreased \$0.3 million and represented 11.0% of sales for the current fiscal year compared to 10.9% of sales in the prior fiscal year. Lower bonus and commission expense primarily caused by lower sales volumes was the reason for the decrease. Organizational changes implemented during the second quarter of the current fiscal year resulted in no net impact on S&A expense for the current fiscal year as severance costs were offset by cost savings subsequent to implementation of the changes.

During the fourth quarter of fiscal 2013, we recorded impairment charges of \$14.2 million relating to our SCB reporting unit. \$11.8 million of the impairment charge relates to goodwill and \$2.4 million relates to a customer relationship intangible asset. The impairment analysis and resulting charges are due to slower than anticipated growth and poor operating performance at SCB, as well as market uncertainties and strategic changes made by the Company as more particularly discussed in Note 6 – Intangible Assets and Note 7 – Goodwill to the consolidated financial statements included in this Form 10-K. While the strategic change to direct future military & aerospace revenue growth to our Albuquerque reporting unit contributed to an impairment for our SCB reporting unit, it is intended to improve overall profitability for the consolidated company. Although uncertainties in the military & aerospace market sector will likely continue, the majority of our military & aerospace customers participate in complex, advanced technology programs including unmanned vehicles, space defense and space exploration, which we expect to be continued over the long term.

Restatement and related expenses of \$1.8 million in fiscal 2013 represent third party legal and accounting fees directly attributable to the restatement as well as other matters arising from the restatement including those more fully described in Note 17-Litigation to the accompanying consolidated financial statements. We anticipate elevated levels of legal expenses due to the restatement and other matters (including the now formal SEC investigation and consolidated shareholder class action) for the foreseeable future.

Interest expense was flat at \$1.2 million in the current and prior fiscal year. Decreases in interest expense due to increases in the fair value of the interest rate swap of \$0.3 million during the year, were offset by higher debt balances and covenant waiver fees. IEC's average outstanding debt balance increased to \$31.5 million for the current fiscal year from \$30.7 million for the prior fiscal year. Average borrowings in fiscal 2013 were higher than the prior fiscal year primarily due to increased borrowings on the revolver to fund operations. The weighted average interest rate on IEC's debt, excluding the impact of the interest rate swap, was 0.15% lower than in the prior fiscal year. Detailed information regarding our borrowings, including a summary of modifications in the Fourth Amended and Restated Credit Facility Agreement, is provided in Note 8 - Credit Facilities to the consolidated financial statements included in this Form 10-K.

The other (income)/expense category of IEC's income statement reflects non-operating items such as acquisition costs and various gains and losses. In the prior fiscal year, \$1.1 million of income was recorded for contingent consideration owed to IEC by the sellers of Southern California Braiding Company, Inc. The income was the result of a shortfall in SCB's calendar-year 2011 sales as compared to a target specified in the acquisition agreement.

The benefit from income taxes was \$5.5 million for the current fiscal year as compared to a provision for income taxes of \$3.7 million for the prior fiscal year, primarily resulting from a decrease in pretax income/(loss). Our effective tax rate for the current fiscal year is a benefit of 36.7% compared to a provision of 35.4% in fiscal 2012. Our federal statutory rate of 34% was increased by the benefit from state income tax as well as increases in state tax credits, partially offset by an adjustment to deferred tax assets resulting from an IRS audit.

Liquidity and Capital Resources (Years Ended September 30, 2013 and 2012)

Capital Resources

As of September 30, 2013 outstanding capital expenditure commitments were \$2.7 million. This includes a commitment to purchase our Celmet facility, which was previously leased, for \$1.3 million. As more fully described in Note 8-Credit Facilities to the consolidated financial statements included in this Form 10-K, we entered into a term loan to fund this purchase subsequent to the end of fiscal 2013. The majority of our remaining commitments are for manufacturing equipment including upgrades and replacement of existing equipment. We generally fund capital expenditures with cash flow from operations and our revolving credit facility.

Summary of Cash Flows

Cash Flow Data	Years Ended	
	September 30, 2013	September 30, 2012
<i>(in thousands)</i>		<i>(restated)</i>
Cash and cash equivalents at beginning of period	\$ 2,662	\$ -
Net cash (used in) provided by:		
Operating activities	(4,338)	12,970
Investing activities	(5,082)	(3,034)
Financing activities	9,257	(7,274)
Net (decrease) increase in cash and cash equivalents	(163)	2,662
Cash and cash equivalents at end of period	\$ 2,499	\$ 2,662

Operating activities

Cash flows provided by operations, before considering changes in IEC's working capital accounts was \$4.5 million and \$16.1 million for the years ended September 30, 2013 and 2012, respectively. The decrease was primarily driven by a \$16.2 million decrease in net income, a \$8.9 million lower add-back for deferred taxes and a \$1.1 million decrease in contingent consideration, offset by a \$14.2 million impairment charge of goodwill and intangible assets taken in fiscal 2013 as well as a \$0.5 million increase in depreciation and amortization. Cash flows used by working capital increased from \$3.1 million for the year ended September 30, 2012 to \$8.9 million for the year ended September 30, 2013. An increase of accounts receivable of \$4.9 million and an increase of inventory of \$4.2 million were the primary cause of change in working capital. Accounts receivable increased primarily due to increased revenue during the last month of the fiscal 2013 as compared to fiscal 2012. Inventory levels increased in fiscal 2013 due to additional safety stock at the request of a customer as well as anticipated increased sales in the first quarter of fiscal 2014 over the first quarter of fiscal 2013. The transition from utilization of customer furnished materials to turn-key manufacturing services for a telecom customer that ramped up in fiscal 2013 also caused a portion of the increase.

Investing activities

Cash flows used by investing activities were \$5.1 million and \$3.0 million for the years ended September 30, 2013 and 2012, respectively, primarily related to purchases of equipment and the Celmet building.

Financing activities

Cash flows provided by financing activities were \$9.3 million for the year ended September 30, 2013 and cash flows used in financing activities were \$7.3 million for the year ended September 30, 2012. During the fiscal year 2013, net borrowings under all credit facilities were \$9.2 million. In second quarter of fiscal 2013, we refinanced a portion of our debt with M&T Bank, however, the refinancing did not change the aggregate principal outstanding under the M&T Bank credit agreements. Other key provisions of the financing, including financial covenants, are described in Note 8 – Credit Facilities to the consolidated financial statements included in this Form 10-K. The \$9.2 million in net borrowings was the result of increased revolver borrowings subsequent to the refinancing which were necessary to fund operations.

Credit Facilities

At September 30, 2013, borrowings outstanding under the revolving credit facility (“Revolver”) amounted to \$11.3 million, and the maximum available was \$20.0 million. Borrowings on the Revolver during the current fiscal year were used to fund working capital changes discussed above. The Company believes that its liquidity is sufficient to satisfy anticipated operating requirements during the next twelve months.

The financial covenants in the 2013 Credit Agreement were unchanged from those contained in the 2010 Credit Agreement, and include (i) a minimum level of quarterly EBITDARS, (ii) a ratio of total debt to twelve month EBITDARS (“Debt to EBITDARS Ratio”) that is below a specified limit, and (iii) a minimum fixed charge coverage ratio (“Fixed Charge Coverage Ratio”). EBITDARS is defined as earnings before interest, taxes, depreciation, amortization, rent expense and non-cash stock compensation expense. The 2013 Credit Agreement did not require measurement of financial covenants for the quarter ended December 28, 2012. The Company was not in compliance with these financial covenants at March 29, 2013. The Company was not in compliance with the Debt to EBITDARS Ratio and Fixed Charge Coverage Ratio at June 28, 2013 and September 30, 2013. We have obtained waivers for each period from M&T Bank with respect to such noncompliance. In addition, we obtained amendments to the 2013 Credit Agreement in May 2013, August 2013 and December 2013 which modified Financial Covenants and related definitions as more particularly described in Note 8 – Credit Facilities to the consolidated financial statements contained in this Form 10-K.

Debt Covenant	Limit at		Calculated Amount At	
	September 30, 2013	September 30, 2012	September 30, 2013 (a)	September 30, 2012 (restated)
Quarterly EBITDARS (000s)	Minimum \$1,500	Minimum \$1,500	\$ 2,354	\$ 4,033
Debt to EBITDARS Ratio	Maximum 3.50x	Maximum 3.00x	5.20x	1.65x
Fixed Charge Coverage Ratio (b)	Minimum 1.00x	Minimum 1.25x	0.23x	1.62x

(a) Compliance waived.

(b) The ratio compares (i) 12-month EBITDA plus non-cash stock compensation expense, plus permitted fiscal 2013 restatement related expenses minus unfinanced capital expenditures minus cash taxes paid (Adjusted EBITDA), to (ii) the sum of interest expense, principal payments, sale-leaseback payments and dividends, if any (fixed charges).

A reconciliation of EBITDARS to Net income follows:

	Three Months Ended		Years Ended	
	September 30, 2013	September 30, 2012 (restated)	September 30, 2013	September 30, 2012 (restated)
(in thousands)				
Net income/(loss)	\$ (8,667)	\$ 1,586	\$ (9,530)	\$ 6,694
Restatement related expenses (a)	-	-	1,100	-
Asset impairment (b)	14,217	-	14,217	-
Provision for/(benefit from) income taxes	(5,004)	711	(5,522)	3,670
Depreciation and amortization expense	1,219	1,119	4,793	4,297
Interest expense	522	297	1,170	1,227
Non-cash stock compensation	96	223	590	595
Rent expense - M&T sale-leaseback (c)	(29)	97	259	389
EBITDARS	<u>\$ 2,354</u>	<u>\$ 4,033</u>	<u>\$ 7,077</u>	<u>\$ 16,872</u>

A reconciliation of Adjusted EBITDA to Net income follows:

	Three Months Ended		Years Ended	
	September 30, 2013	September 30, 2012 <i>(restated)</i>	September 30, 2013	September 30, 2012 <i>(restated)</i>
<i>(in thousands)</i>				
Net income/(loss)	\$ (8,667)	\$ 1,586	\$ (9,530)	\$ 6,694
Restatement related expenses (a)	-	-	1,100	-
Asset impairment (b)	14,217	-	14,217	-
Provision for/(benefit from) income taxes	(5,004)	711	(5,522)	3,670
Depreciation and amortization expense	1,219	1,119	4,793	4,297
Interest expense	522	297	1,170	1,227
Non-cash stock compensation	96	223	590	595
Unfinanced capital expenditures	(746)	(588)	(5,103)	(3,080)
Income taxes paid	-	(97)	(367)	(326)
Adjusted EBITDA	<u>\$ 1,637</u>	<u>\$ 3,251</u>	<u>\$ 1,348</u>	<u>\$ 13,077</u>

- (a) Net income as defined by the 2013 Credit Agreement (as amended) is adjusted to add back up to \$1.1 million of legal and accounting fees associated with the restatement.
- (b) Net income as defined by the 2013 Credit Agreement (as amended) is adjusted to exclude the effect of any non-cash loss arising from any write-up or write-down of assets.
- (c) During the fourth quarter of fiscal 2013, we were refunded a payment charged in error during the third quarter of fiscal 2013.

EBITDARS and Adjusted EBITDA are non-GAAP financial measures. They should not be considered in isolation or as a measure of the Company's profitability or liquidity; are in addition to, and are not a substitute for, financial measures under GAAP. EBITDARS and Adjusted EBITDA may be different from non-GAAP financial measures used by other companies, and may not be comparable to similarly titled measures reported by other companies. Non-GAAP financial measures have limitations since they do not reflect all of the amounts associated with the Company's results of operations as determined in accordance with GAAP.

EBITDARS and Adjusted EBITDA do not take into account working capital requirements, capital expenditures, debt service requirements and other commitments, and accordingly, EBITDARS and Adjusted EBITDA are not necessarily indicative of amounts that may be available for discretionary use. We present EBITDARS and Adjusted EBITDA because certain covenants in our credit facilities are tied to that measure. We also view EBITDARS and Adjusted EBITDA as useful measures of operating performance given our large net operating loss carryforward and because, as supplemental measures: (i) they are a basis upon which we assess our liquidity position and performance and (ii) we believe that investors will find the data useful in assessing our ability to service and/or incur indebtedness. We believe that EBITDARS and Adjusted EBITDA, when considered with both our GAAP results and the reconciliation to net income, provides a more complete understanding of our business than could be obtained absent this disclosure.

Off-Balance Sheet Arrangements

IEC is not a party to any material off-balance sheet arrangements.

Critical Accounting Policies and Use of Estimates

IEC's financial statements and accompanying notes are prepared in accordance with generally accepted accounting principles in the United States of America, as presented in the Financial Accounting Standards Board's (FASB) Accounting Standards Codification (ASC). In preparing financial statements, management is required to (i) determine the manner in which accounting principles are applied and (ii) make estimates and assumptions that affect the reported amounts of assets, liabilities, revenue and expenses. A discussion of the Company's critical accounting policies follows.

Revenue recognition: Under FASB ASC 605-10 (Revenue Recognition), revenue from sales is recognized when (i) goods are shipped or title and risk of ownership have passed, (ii) the price to the buyer is fixed or determinable, and (iii) realization is reasonably assured. Service revenues are generally recognized as services are rendered or, in the case of material management contracts, in proportion to materials procured to date. Provisions for discounts and rebates to customers, estimated returns and allowances and other adjustments are recorded in the period the related sales are recognized.

Doubtful accounts: FASB ASC 310-10-35 (Receivables) requires us to establish an allowance for doubtful accounts when it is probable that losses have been incurred in the collection of accounts receivable and the amount of loss can reasonably be estimated. If losses are probable and estimable, they are to be accrued even though the particular customer accounts on which losses will be incurred cannot yet be identified.

Inventory reserves: FASB ASC 330-10-35 (Inventory) requires us to reduce the carrying value of inventory when there is evidence that the utility of goods will be less than cost, whether due to physical deterioration, obsolescence, changes in price levels or other causes. Inventory balances are generally reduced to the lower of cost or market value by establishing offsetting balance sheet reserves.

Intangible assets: FASB ASC 805-20 (Business Combinations) requires corporate acquirers to recognize, separately from goodwill, intangible assets that meet either a separability or contractual-legal criterion. Establishing the initial value for such intangible assets typically involves estimating cash flows to be derived from the assets and discounting the cash flows back to the acquisition date. Significant judgment is required in estimating future cash flows, selecting discount rates and determining useful lives over which to amortize the assets. In connection with recent corporate acquisitions, IEC has established intangible assets for customer relationships, a property-tax abatement, and a non-compete agreement. During the fourth quarter of fiscal 2013, we recorded an impairment charge of \$2.4 million related to SCB's customer relationships. The impairment analysis and resulting charge is further discussed in Note 6 – Intangible Assets to the consolidated financial statements included in this Form 10-K.

Goodwill: Goodwill represents the excess of cost over fair value of net assets acquired in a corporate acquisition. Under ASC 350, goodwill is not amortized but is required to be reviewed for impairment at least annually or when events or circumstances indicate that carrying value may exceed fair value. The review process entails comparing the overall fair value of the unit to which goodwill relates to carrying value. If fair value exceeds carrying value, no goodwill write-down is required. If fair value of the unit is less than carrying value, a valuation of the unit's individual assets and liabilities is required to determine whether or not goodwill is impaired. Quantitative evaluations of goodwill may be avoided if qualitative assessments indicate a greater-than-50 percent likelihood that fair value of the corresponding unit exceeds its carrying value. During the fourth quarter of fiscal 2013, we recorded an impairment charge of \$11.8 million related to SCB's goodwill. The impairment analysis and resulting charge is further discussed in Note 7 – Goodwill to the consolidated financial statements included in this Form 10-K.

Derivative Financial Instruments: We actively monitor exposure to interest rate risk and from time to time use derivative financial instruments to manage the impact of this risk. We use derivatives only for purposes of managing risk associated with underlying exposures. We do not trade or use instruments with the objective of earning financial gains on the interest rate, nor do we use derivative instruments where we do not have underlying exposures. We manage our hedging position and monitor the credit ratings of counterparties and do not anticipate losses due to counterparty nonperformance. We believe our use of derivative instruments to manage risk is in the Company's best interest. However, our use of derivative financial instruments may result in short-term gains or losses and increased earnings volatility. Our derivative instruments are recorded in the consolidated balance sheets at fair value in other assets or other long-term liabilities.

Impairment of long-lived assets: FASB ASC 360-10 (Property, Plant and Equipment) and 350-30 (Intangibles) require the Company to test long-lived assets (PP&E and amortizing intangible assets) for recoverability whenever events or circumstances indicate that the carrying amount may not be recoverable. If carrying value exceeds undiscounted future cash flows attributable to an asset, it is considered impaired and carrying amount must be reduced to fair value.

Legal contingencies: When legal proceedings are brought or claims are made against us and the outcome is uncertain, FASB ASC 450-10 (Contingencies) requires that we accrue an estimated loss if it is probable that an asset has been impaired or a liability has been incurred and the amount of the loss can be reasonably estimated. Any such accruals are charged to earnings.

Disclosure of a contingency is required if there is at least a reasonable possibility that a loss will be incurred. In determining whether to accrue or disclose a loss, we evaluate, among other factors, the probability of an unfavorable outcome and the ability to make a reasonable estimate of the amount. Changes in these factors may materially affect our financial position or results of operations.

Income taxes: FASB ASC 740 (Income Taxes) describes the manner in which income taxes are to be provided for in the Company's financial statements. We are required to recognize (i) the amount of taxes payable or refundable for the current period and (ii) deferred tax assets and liabilities for the future tax consequences of events that have been reported in IEC's financial statements or tax returns. With respect to uncertain positions that may be taken on a tax return, we recognize related tax benefits only if it is more likely than not that the position will be sustained under examination based on the technical merits of the position. The determination of income tax balances for financial statement purposes requires significant judgment, and actual outcomes may vary from the amounts recorded.

Recently Issued Accounting Standards

Information with respect to recently issued accounting standards is provided in the Accounting Policies note to the consolidated financial statements included in Item 8 of this Form 10-K.

Item 7A. QUANTITATIVE AND QUALITATIVE DISCLOSURES ABOUT MARKET RISK

As a result of its financing activities, the Company is exposed to changes in interest rates that may adversely affect operating results.

The Company actively monitors its exposure to interest rate risk and from time to time uses derivative financial instruments to manage the impact of this risk. The Company uses derivatives only for the purpose of managing risk associated with underlying exposure. The

Company does not trade or use instruments with the objective of earning financial gains on the interest rate, nor does the Company use derivatives instruments where it does not have underlying exposure. The Company manages its hedging position and monitors the credit ratings of counterparties and does not anticipate losses due to counterparty nonperformance. Management believes its use of derivative instruments to manage risk is in the Company's best interest. However, the Company's use of derivative financial instruments may result in short-term gains or losses and increase volatility.

At September 30, 2013, the Company had \$36.8 million of debt, comprised of \$27.4 million with variable interest rates and \$9.4 million with fixed rates. As more fully described in Note 8 – Credit Facilities to the consolidated financial statements included in this Form 10-K, the Company is party to a swap transaction that increased the portion of debt with effectively fixed rates of interest from \$9.4 million to \$22.5 million. The rates effectively fixed by the swap transaction continue to vary due to the variable margin based on financial covenant metrics. Interest rates on variable loans are based on London interbank offered rate (“Libor”) and currently adjust daily, causing interest on such loans to vary from period to period. A sensitivity analysis as of September 30, 2013 indicates that a one-percentage point increase or decrease in interest rates, which represents more than a 10% change, would increase or decrease the Company's annual interest expense by approximately \$0.3 million.

The Company is exposed to credit risk to the extent of non-performance by M&T Bank under the 2013 Credit Agreement and the Swap Transaction. M&T Bank's credit rating (reaffirmed A- by Fitch in October 2013) is monitored by the Company, and IEC expects that M&T Bank will perform in accordance with the terms of the 2013 Credit Agreement and the Swap Transaction.

Item 8. FINANCIAL STATEMENTS AND SUPPLEMENTARY DATA

The consolidated financial statements are included in this Item 8 on the pages indicated below:

	<u>Page</u>
Report of Independent Registered Public Accounting Firm	27
Consolidated Balance Sheets as of September 30, 2013 and 2012	28
Consolidated Income Statements for the three months and years ended September 30, 2013 and 2012	29
Consolidated Statements of Changes in Stockholders' Equity for the years ended September 30, 2013 and 2012	30
Consolidated Statements of Cash Flows for the years ended September 30, 2013 and 2012	31
Notes to Consolidated Financial Statements	32

REPORT OF INDEPENDENT REGISTERED PUBLIC ACCOUNTING FIRM

To the Board of Directors and
Stockholders of IEC Electronics Corp.

We have audited the accompanying consolidated balance sheets of IEC Electronics Corp. and Subsidiaries as of September 30, 2013 and 2012, and the related consolidated income statements, changes in stockholders' equity, and cash flows for each of the years in the two-year period ended September 30, 2013. IEC Electronics Corp.'s management is responsible for these consolidated financial statements. Our responsibility is to express an opinion on these consolidated financial statements based on our audits.

We conducted our audits in accordance with the standards of the Public Company Accounting Oversight Board (United States). Those standards require that we plan and perform the audit to obtain reasonable assurance about whether the financial statements are free of material misstatement. The company is not required to have, nor were we engaged to perform, an audit of its internal control over financial reporting. Our audit included consideration of internal control over financial reporting as a basis for designing audit procedures that are appropriate in the circumstances, but not for the purpose of expressing an opinion on the effectiveness of the company's internal control over financial reporting. Accordingly, we express no such opinion. An audit also includes examining, on a test basis, evidence supporting the amounts and disclosures in the financial statements, assessing the accounting principles used and significant estimates made by management, as well as evaluating the overall financial statement presentation. We believe that our audits provide a reasonable basis for our opinion.

In our opinion, the consolidated financial statements referred to above present fairly, in all material respects, the financial position of IEC Electronics Corp. and Subsidiaries as of September 30, 2013 and 2012, and the results of its operations and its cash flows for each of the years in the two-year period ended September 30, 2013 in conformity with accounting principles generally accepted in the United States of America.

As discussed in Note 2 to the consolidated financial statements, the Company restated its consolidated financial statements for the year ended September 30, 2012 as a result of an error in accounting for work-in-process inventory at one of the Company's subsidiaries, resulting in an understatement of cost of sales and an overstatement of gross profit.

/s/ EFP Rotenberg, LLP

EFP Rotenberg, LLP
Rochester, New York
December 24, 2013

IEC ELECTRONICS CORP. AND SUBSIDIARIES
CONSOLIDATED BALANCE SHEETS
SEPTEMBER 30, 2013 and 2012
(in thousands, except share and per share data)

	<u>September 30,</u> 2013	<u>September 30,</u> 2012 <i>(restated)</i>
ASSETS		
Current assets:		
Cash	\$ 2,499	\$ 2,662
Accounts receivable, net of allowance	27,945	23,193
Inventories, net	21,904	17,697
Deferred income taxes	1,382	1,365
Other current assets	610	401
Total current assets	54,340	45,318
Fixed assets, net	17,946	17,120
Intangible assets, net	2,647	5,511
Goodwill	2,005	13,810
Deferred income taxes	11,652	6,018
Other assets	345	121
Total assets	\$ 88,935	\$ 87,898
LIABILITIES AND STOCKHOLDERS' EQUITY		
Current liabilities:		
Current portion of long-term debt	\$ 2,778	\$ 6,533
Accounts payable	16,508	15,697
Accrued payroll and related expenses	2,464	2,676
Other accrued expenses	811	946
Customer deposits	187	146
Total current liabilities	22,748	25,998
Long-term debt	34,026	21,104
Other long-term liabilities	167	-
Total liabilities	56,941	47,102
STOCKHOLDERS' EQUITY		
Preferred stock, \$0.01 par value:		
500,000 shares authorized; none issued or outstanding	-	-
Common stock, \$0.01 par value:		
Authorized: 50,000,000 shares		
Issued: 11,006,749 and 10,943,185 shares, respectively		
Outstanding: 9,991,291 and 9,927,727 shares, respectively	110	109
Additional paid-in capital	43,802	43,075
Retained earnings/(accumulated deficit)	(10,483)	(953)
Treasury stock, at cost: 1,015,458 shares	(1,435)	(1,435)
Total stockholders' equity	31,994	40,796
Total liabilities and stockholders' equity	\$ 88,935	\$ 87,898

The accompanying notes are an integral part of these consolidated financial statements.

IEC ELECTRONICS CORP. AND SUBSIDIARIES
CONSOLIDATED INCOME STATEMENTS
THREE MONTHS and YEARS ENDED SEPTEMBER 30, 2013 and 2012
(in thousands, except share and per share data)

	Three Months Ended		Years Ended	
	September 30, 2013	September 30, 2012 <i>(restated)</i>	September 30, 2013	September 30, 2012 <i>(restated)</i>
Net sales	\$ 39,122	\$ 37,062	\$ 140,946	\$ 144,963
Cost of sales	<u>33,668</u>	<u>30,888</u>	<u>123,269</u>	<u>118,657</u>
Gross profit	5,454	6,174	17,677	26,306
Selling and administrative expenses	3,761	3,579	15,453	15,765
Impairment of goodwill and other intangibles	14,217	-	14,217	-
Restatement and related expenses	<u>625</u>	<u>-</u>	<u>1,842</u>	<u>-</u>
Operating profit/(loss)	(13,149)	2,595	(13,835)	10,541
Interest and financing expense	522	297	1,170	1,227
Other expense/(income)	<u>-</u>	<u>1</u>	<u>47</u>	<u>(1,050)</u>
Income/(loss) before income taxes	(13,671)	2,297	(15,052)	10,364
Provision for/(benefit from) income taxes	<u>(5,004)</u>	<u>711</u>	<u>(5,522)</u>	<u>3,670</u>
Net income/(loss)	<u>\$ (8,667)</u>	<u>\$ 1,586</u>	<u>\$ (9,530)</u>	<u>\$ 6,694</u>

Net income/(loss) per common and common equivalent share:

Basic	\$ (0.89)	\$ 0.16	\$ (0.98)	\$ 0.69
Diluted	(0.89)	0.16	(0.98)	0.67

Weighted average number of common and common equivalent shares outstanding:

Basic	9,739,601	9,660,253	9,711,549	9,663,865
Diluted	9,739,601	9,982,368	9,711,549	9,969,071

IEC ELECTRONICS CORP. AND SUBSIDIARIES
CONSOLIDATED STATEMENTS of CHANGES in STOCKHOLDERS' EQUITY
YEARS ENDED SEPTEMBER 30, 2013 and 2012
(in thousands)

	Common Stock, par \$0.01	Additional Paid-In Capital	Retained Earnings (Deficit)	Treasury Stock, at cost	Total Stockholders' Equity
Balances, September 30, 2011	\$ 108	\$ 42,660	\$ (7,647)	\$ (1,435)	\$ 33,686
Net income	-		6,694	-	6,694
Stock-based compensation	-	595	-	-	595
Directors' fees paid in stock	-	37	-	-	37
Restricted (non-vested) stock grants	1	(1)	-	-	-
Exercise of stock options	-	134	-	-	134
SCB escrow settlement retirement of stock	-	(414)	-	-	(414)
Employee stock plan purchases	-	64	-	-	64
Balances, September 30, 2012, restated	<u>\$ 109</u>	<u>\$ 43,075</u>	<u>\$ (953)</u>	<u>\$ (1,435)</u>	<u>\$ 40,796</u>
	Common Stock, par \$0.01	Additional Paid-In Capital	Retained Earnings (Deficit)	Treasury Stock, at cost	Total Stockholders' Equity
Balances, September 30, 2012, restated	\$ 109	\$ 43,075	\$ (953)	\$ (1,435)	\$ 40,796
Net loss	-	-	(9,530)	-	(9,530)
Stock-based compensation	-	589	-	-	589
Forfeitures	(1)	1	-	-	-
Directors' fees paid in stock	-	10	-	-	10
Restricted (non-vested) stock grants	2	(2)	-	-	-
Exercise of stock options	-	60	-	-	60
Shares withheld for payment of taxes upon vesting of restricted stock	-	(29)	-	-	(29)
Employee stock plan purchases	-	98	-	-	98
Balances, September 30, 2013	<u>\$ 110</u>	<u>\$ 43,802</u>	<u>\$ (10,483)</u>	<u>\$ (1,435)</u>	<u>\$ 31,994</u>

The accompanying notes are an integral part of these consolidated financial statements.

IEC ELECTRONICS CORP. AND SUBSIDIARIES
CONSOLIDATED STATEMENTS of CASH FLOWS
YEARS ENDED SEPTEMBER 30, 2013 and 2012
(in thousands)

	Years Ended	
	September 30, 2013	September 30, 2012 <i>(restated)</i>
CASH FLOWS FROM OPERATING ACTIVITIES:		
Net income/(loss)	\$ (9,530)	\$ 6,694
Non-cash adjustments:		
Stock-based compensation	589	595
Depreciation and amortization	4,795	4,297
Impairment of goodwill and other intangibles	14,217	-
Change in contingent consideration	-	1,096
Directors' fees paid in stock	10	37
Loss on sale of fixed assets	(8)	14
Reserve for doubtful accounts	105	101
Deferred tax expense/(benefit)	(5,651)	3,248
Changes in operating assets and liabilities:		
Accounts receivable	(4,857)	(3,871)
Inventories	(4,207)	(1,604)
Other current assets	(209)	(77)
Other long term assets	(264)	-
Accounts payable	811	2,947
Accrued expenses	(347)	(321)
Customer deposits	41	(186)
Other long term liabilities	167	-
Net cash flows provided by/(used in) operating activities	(4,338)	12,970
CASH FLOWS FROM INVESTING ACTIVITIES:		
Purchases of fixed assets	(5,103)	(3,080)
Proceeds from disposal of fixed assets	21	46
Net cash used in investing activities	(5,082)	(3,034)
CASH FLOWS FROM FINANCING ACTIVITIES:		
Advances from revolving credit facility	60,815	62,563
Repayments of revolving credit facility, including refinancing	(47,266)	(63,173)
Borrowings under other loan agreements and notes, including refinancing	24,000	-
Repayments under loan agreements and notes, including refinancing	(28,382)	(6,862)
Debt issuance costs	(39)	-
Proceeds from exercise of stock options	60	134
Proceeds from employee stock plan purchases	98	64
Shares withheld for payment of taxes upon vesting of restricted stock	(29)	-
Net cash flows provided by/(used in) financing activities	9,257	(7,274)
Net increase/(decrease) in cash and cash equivalents	(163)	2,662
Cash and cash equivalents, beginning of period	2,662	-
Cash and cash equivalents, end of period	\$ 2,499	\$ 2,662
Supplemental cash flow information:		
Interest paid	\$ 1,176	\$ 1,106
Income taxes paid	367	326

IEC ELECTRONICS CORP. AND SUBSIDIARIES
NOTES TO CONSOLIDATED FINANCIAL STATEMENTS
SEPTEMBER 30, 2013 and 2012

NOTE 1—OUR BUSINESS AND SUMMARY OF SIGNIFICANT ACCOUNTING POLICIES

Our Business

IEC Electronics Corp. ("IEC", "we", "our", "us", "Company") is a premier provider of electronic contract manufacturing services ("EMS") to companies in various industries that require advanced technology. We specialize in the custom manufacture of high reliability, complex circuit cards and system-level assemblies; a wide array of cable and wire harness assemblies capable of withstanding extreme environments; and precision sheet metal components. We excel where quality and reliability are of paramount importance and when low-to-medium volume, high-mix production is the norm. We utilize state-of-the-art, automated circuit card assembly equipment together with a full complement of high-reliability manufacturing stress testing methods. With our customers at the center of everything we do, we have created a high-intensity, rapid response culture capable of reacting and adapting to their ever-changing needs. Our customer-centric approach offers a high degree of flexibility while simultaneously complying with rigorous quality and on-time delivery standards. While many EMS services are viewed as commodities, we believe we set ourselves apart through an uncommon mix of capabilities including:

- A technology center that combines dedicated prototype manufacturing with an on-site Materials Analysis Lab, enabling the seamless transition of complex electronics from design to production.
- In-house, custom, functional testing and troubleshooting of complex system-level assemblies in support of end-order fulfillment.
- A laboratory that enables us to assist customers in mitigating the risk of purchasing counterfeit parts through our subsidiary, Dynamic Research and Testing Laboratories, LLC ("DRTL").
- Build-to-print precision sheet metal and complex wire harness assemblies supporting just-in-time delivery of critical end-market, system-level electronics.
- A Lean/Six Sigma continuous improvement program supported by a team of Six Sigma Blackbelts delivering best-in-class results.
- Proprietary software-driven Web Portal providing customers real-time access to a wide array of operational data.

Generally Accepted Accounting Principles

IEC's financial statements and accompanying notes are prepared in accordance with accounting principles generally accepted in the United States of America, as set forth in the Financial Accounting Standards Board's ("FASB") Accounting Standards Codification ("ASC").

Fiscal Calendar

The Company's fiscal year ends on September 30th, and the first three quarters end generally on the Friday closest to the last day of the calendar quarter.

Consolidation

The consolidated financial statements include the accounts of IEC and its wholly owned subsidiaries: IEC Electronics Wire and Cable, Inc. ("Wire and Cable"); IEC Electronics Corp.-Albuquerque ("Albuquerque"); Dynamic Research and Testing Laboratories, LLC ("DRTL"); and Southern California Braiding, Inc. ("SCB"). The Celmet unit operates as a division of IEC. All significant intercompany transactions and accounts are eliminated in consolidation.

Reclassifications

Prior year financial statement amounts are reclassified as necessary to conform to the current year presentation. Such reclassifications generally involve transfers of individual accounts from one financial statement line-item to another, without affecting income before or after taxes.

Cash and Cash Equivalents

The Company's cash and cash equivalents principally represent deposit accounts with Manufacturers and Traders Trust Company ("M&T Bank"), a banking corporation headquartered in Buffalo, NY. In fiscal 2011, cash receipts and disbursements were used to repay or draw on IEC's revolving credit facility and cash balances were de minimis.

Allowance for Doubtful Accounts

The Company establishes an allowance for doubtful accounts receivable based on the age of outstanding invoices and management's evaluation of collectability. Accounts are written off after all reasonable collection efforts have been exhausted and management concludes that likelihood of collection is remote.

Inventory Valuation

Inventories are stated at the lower of cost or market value under the first-in, first-out method. The Company regularly assesses slow-moving, excess and obsolete inventory and maintains balance sheet reserves in amounts required to reduce the recorded value of inventory to lower of cost or market.

Property, Plant and Equipment

Property, plant and equipment ("PP&E") are stated at cost and are depreciated over various estimated useful lives using the straight-line method. Maintenance and repairs are charged to expense as incurred, while renewals and improvements are capitalized. At the time of retirement or other disposition of PP&E, cost and accumulated depreciation are removed from the accounts and any gain or loss is recorded in earnings.

Depreciable lives generally used for PP&E are presented in the table below. Leasehold improvements are amortized over the shorter of the lease term or estimated useful life of the improvement.

PP&E Lives	Estimated Useful Lives (years)
Land improvements	10
Buildings and improvements	5 to 40
Machinery and equipment	3 to 5
Furniture and fixtures	3 to 7

Intangible Assets

Intangible assets (other than goodwill) are those that lack physical substance and are not financial assets. Such assets held by IEC were acquired in connection with business combinations and represent economic benefits associated with acquired customer relationships, a non-compete agreement, and a property tax abatement. Values assigned to individual intangible assets are amortized using the straight-line method over their estimated useful lives. During the fourth quarter of fiscal 2013, we recorded an impairment charge of \$2.4 million related to SCB's customer relationships. The impairment analysis and resulting charge is further discussed in Note 6 – Intangible Assets.

Reviewing Long-Lived Assets for Potential Impairment

ASC 360-10 (Property, Plant and Equipment) and 350-30 (Intangibles) require the Company to test long-lived assets (PP&E and definitive lived assets) for recoverability whenever events or circumstances indicate that the carrying amount may not be recoverable. If carrying value exceeds undiscounted future cash flows attributable to an asset, it is considered impaired and the excess of carrying value over fair value must be charged to earnings. No impairment charges were recorded by IEC during fiscal 2013 or 2012.

Goodwill

Goodwill represents the excess of cost over fair value of net assets acquired in a business combination. Under ASC 350, goodwill is not amortized but is reviewed for impairment at least annually or when events or circumstances indicate that carrying value may exceed fair value. The Company may elect to precede a quantitative review for impairment with a qualitative assessment of the likelihood that fair value of a particular reporting unit exceeds carrying value. If the qualitative assessment leads to a conclusion that it is more than 50 percent likely that fair value exceeds carrying value, no further testing is required. In the event of a less favorable outcome, we are required to proceed with quantitative testing.

The quantitative process entails comparing the overall fair value of the unit to which goodwill relates to carrying value. If fair value exceeds carrying value, no further assessment of potential impairment is required. If fair value of the unit is less than carrying value, a valuation of the unit's individual assets and liabilities is required to determine whether or not goodwill is impaired. Goodwill impairment losses are charged to earnings. During the fourth quarter of fiscal 2013, we recorded an impairment charge of \$11.8 million related to SCB's goodwill. The impairment analysis and resulting charge is further discussed in Note 7 – Goodwill.

Most of IEC's recorded goodwill relates to SCB acquired in December 2010, and a lesser portion relates to Celmet, which was acquired in July 2010.

Leases

At the inception of a lease covering equipment or real estate, the lease agreement is evaluated under criteria discussed in ASC 840-10-25 (Leases). Leases meeting one of four key criteria are accounted for as capital leases and all others are treated as operating leases. Under a capital lease, the discounted value of future lease payments becomes the basis for recognizing an asset and a borrowing, and lease payments are allocated between debt reduction and interest. For operating leases, payments are recorded as rent expense. Criteria for a capital lease include (i) transfer of ownership during the lease term; (ii) existence of a bargain purchase option under

terms that make it likely to be exercised; (iii) a lease term equal to 75 percent or more of the economic life of the leased property; and (iv) minimum lease payments that equal or exceed 90 percent of the fair value of the property.

In June 2008, IEC entered into a sale-leaseback arrangement with M&T Bank under which fixed assets with a net book value of \$2.0 million and an original cost of \$15.6 million were sold to M&T Bank and were leased back under a five-year operating lease. The sold assets were removed from the accounts and a minimal loss on the transaction was amortized over the initial lease term. During the third quarter of fiscal 2013, the operating lease terminated and the assets were repurchased for \$0.4 million pursuant to a purchase option in the sale-leaseback arrangement

Legal Contingencies

When legal proceedings are brought or claims are made against us and the outcome is uncertain, ASC 450-10 (Contingencies) requires that we determine whether it is probable that an asset has been impaired or a liability has been incurred. If such impairment or liability is probable and the amount of loss can be reasonably estimated, the loss must be charged to earnings. No material charges for legal contingencies have been recorded by IEC during fiscal 2013 or 2012.

When it is considered probable that a loss has been incurred, but the amount of loss cannot be estimated, disclosure but not accrual of the probable loss is required. Disclosure of a loss contingency is also required when it is reasonably possible, but not probable, that a loss has been incurred.

Grants from Outside Parties

Grants from outside parties are recorded as other long-term liabilities and are amortized over the same period during which the associated fixed assets are depreciated.

Derivative Financial Instruments

The Company actively monitors its exposure to interest rate risk and from time to time uses derivative financial instruments to manage the impact of this risk. The Company uses derivatives only for purposes of managing risk associated with underlying exposures. The Company does not trade or use instruments with the objective of earning financial gains on the interest rate, nor does the Company use derivative instruments where it does not have underlying exposures. The Company manages its hedging position and monitors the credit ratings of counterparties and does not anticipate losses due to counterparty nonperformance. Management believes its use of derivative instruments to manage risk is in the Company's best interest. However, the Company's use of derivative financial instruments may result in short-term gains or losses and increased earnings volatility. The Company's instruments are recorded in the consolidated balance sheets at fair value in other assets or other long-term liabilities.

Fair Value Measurements

Under ASC 825 (Financial Instruments), the Company is required to disclose the fair value of financial instruments for which it is practicable to estimate value. The Company's financial instruments consist of cash, accounts receivable, accounts payable, accrued liabilities, borrowings and an interest rate swap agreement. IEC believes that recorded value approximates fair value for all cash, accounts receivable, accounts payable and accrued liabilities.

ASC 820 (Fair Value Measurements and Disclosures) defines fair value, establishes a framework for measurement, and prescribes related disclosures. ASC 820 defines fair value as the price that would be received upon sale of an asset or would be paid to transfer a liability in an orderly transaction. Inputs used to measure fair value are categorized under the following hierarchy:

Level 1: Quoted prices in active markets for identical assets or liabilities that the Company can access at the measurement date.

Level 2: Quoted prices for similar assets or liabilities in active markets; quoted prices for identical or similar assets or liabilities in markets that are not active; and model-derived valuations in which all significant inputs are observable market data.

Level 3: Model-derived valuations in which one or more significant inputs are unobservable.

The Company deems a transfer between levels of the fair value hierarchy to have occurred at the beginning of the reporting period. There were no such transfers during the years ended September 30, 2013 or 2012.

Revenue Recognition

The Company's revenue is principally derived from the sale of electronic products built to customer specifications, but also from other value-added support services and repair work. Revenue from product sales is recognized when (i) goods are shipped or title and risk of ownership have passed, (ii) the price to the buyer is fixed or determinable, and (iii) realization is reasonably assured.

Service revenue is generally recognized once the service has been rendered. For material management arrangements, revenue is generally recognized as services are rendered. Under such arrangements, some or all of the following services may be provided: design, bid, procurement, testing, storage or other activities relating to materials the customer expects to incorporate into products that it manufactures. Material management revenue amounted to less than 5% of total revenue in fiscal 2013 and 2012.

Provisions for discounts, allowances, rebates, estimated returns and other adjustments are recorded in the period the related sales are recognized.

Stock-Based Compensation

ASC 718 (Stock Compensation) requires that compensation expense be recognized for equity awards based on fair value as of the date of grant. For stock options, the Company uses the Black-Scholes pricing model to estimate grant date fair value. Costs associated with stock awards are recorded over requisite service periods, generally the vesting period. If vesting is contingent on the achievement of performance objectives, fair value is accrued over the period the objectives are expected to be achieved only if it is considered probable that the objectives will be achieved. The Company also has an employee stock purchase plan that provides for discounted stock purchase price. Compensation expense related to the discount is recognized as employees contribute to the plan.

Restatement and Related Expenses

Restatement and related expenses represents third-party expenses arising from the restatement further discussed in Note 2 - Restatement of Consolidated Financial Statements. These expenses include legal and accounting fees incurred by the Company from external counsel and independent accountants directly attributable to the restatement as well as other matters arising from the restatement including those more fully described in Note 17 - Litigation.

Income Taxes and Deferred Taxes

ASC 740 (Income Taxes) requires recognition of deferred tax assets and liabilities for the expected future tax consequences of events that have been included in the financial statements or tax returns, but not in both. Deferred tax assets are also established for tax benefits associated with tax loss and tax credit carryforwards. Such deferred balances reflect tax rates that are scheduled to be in effect, based on currently enacted legislation, in the years the book/tax differences reverse and tax loss and tax credit carryforwards are expected to be realized. An allowance is established for any deferred tax asset for which realization is not likely.

ASC 740 also prescribes the manner in which a company measures, recognizes, presents, and discloses in its financial statements uncertain tax positions that the company has taken or expects to take on a tax return. The Company recognizes tax benefits from uncertain tax positions only if it is more likely than not that the position will be sustained following examination by taxing authorities, based on technical merits of the position. The Company believes that it has no material uncertain tax positions.

Any interest or penalties incurred are reported as interest expense. The Company's income tax filings are subject to audit by various tax jurisdictions and current open years are fiscal 2009 through fiscal 2012. The federal income tax audit for fiscal 2011 recently concluded and did not have a material impact on the financial statements.

Earnings Per Share

Basic earnings per common share are calculated by dividing income available to common stockholders by the weighted average number of shares outstanding during each period. Diluted earnings per common share add to the denominator incremental shares resulting from the assumed exercise of all potentially dilutive stock options, as well as restricted (non-vested) stock, restricted stock units ("RSU's") and anticipated issuance through the employee stock purchase plan. Options, restricted stock and RSU's are primarily held by directors, officers and certain employees. A summary of shares used in earnings per share ("EPS") calculations follows.

Shares for EPS Calculation	Three Months Ended		Years Ended	
	September 30, 2013	September 30, 2012	September 30, 2013	September 30, 2012
Weighted average shares outstanding	9,739,601	9,660,253	9,711,549	9,663,865
Incremental shares	-	322,115	-	305,206
Diluted shares	<u>9,739,601</u>	<u>9,982,368</u>	<u>9,711,549</u>	<u>9,969,071</u>
Anti-dilutive shares excluded	521,857	20,000	521,857	109,750

As a result of the net loss for the three months and year ended September 30, 2013, the Company calculated diluted earnings per share using weighted average basic shares outstanding, as using diluted shares would be anti-dilutive to loss per share.

Dividends

IEC does not pay dividends on its common stock, as it is the Company's current policy to retain earnings for use in the business. Furthermore, the Company's Fourth Amended and Restated Credit Facility Agreement with M&T Bank includes certain restrictions on paying cash dividends.

Use of Estimates

The preparation of financial statements in conformity with generally accepted accounting principles (“GAAP”) requires management to make estimates and assumptions that affect the reported amounts of assets, liabilities, income and expenses and the disclosure of contingent assets and liabilities. Actual results may differ from management’s estimates.

Statements of Cash Flows

The Company presents operating cash flows using the indirect method of reporting under which non-cash income and expense items are removed from net income.

Comprehensive Income

IEC has no items of other comprehensive income (“OCI”) in any period presented in the accompanying financial statements, and in accordance with ASC 220-10-15, is not required to present captions for OCI or comprehensive income in the statements.

Recently Issued Accounting Standards

FASB Accounting Standards Update (“ASU”) 2011-04, “Amendments to Achieve Common Fair Value Measurement and Disclosure Requirements in U.S. GAAP and IFRS,” was issued in May 2011 to be effective for interim or annual periods beginning after December 15, 2011. ASU 2011-04 changes the wording for certain measurement and disclosure requirements relating to fair value determinations under U.S. GAAP in order to make them more consistent with International Financial Reporting Standards (“IFRS”). While many of the modifications are not expected to change the application of U.S. GAAP, additional disclosure requirements relating to the use of Level 3 inputs in determining fair value do apply to IEC. The Company uses such inputs when valuing certain assets acquired in business combinations and has provided additional information regarding the sensitivity of derived values from changes in the inputs.

FASB ASU 2012-02, “Intangibles—Goodwill and Other: Testing Indefinite-Lived Intangible Assets for Impairment,” was issued July 27, 2012 and is effective for annual and interim fiscal periods beginning after December 25, 2012. ASU 2012-02 simplifies the guidance for testing the decline in the realizable value (impairment) of indefinite-lived intangible assets other than goodwill. The amendments allow an organization the option to first assess qualitative factors to determine whether it is necessary to perform the quantitative impairment test. An organization electing to perform a qualitative assessment is no longer required to calculate the fair value of an indefinite-lived intangible asset unless the organization determines, based on a qualitative assessment, that it is “more likely than not” that the asset is impaired. The Company does not anticipate a significant impact upon adoption.

FASB ASU 2012-04, “Technical Corrections and Improvements,” was issued October 2012 and for public entities, the amendments that are subject to the transition guidance will be effective for fiscal periods beginning after December 15, 2012. The amendments in ASU 2012-04 cover a wide range of Topics in the Codification. These amendments are presented in two sections—Technical Corrections and Improvements (Section A) and Conforming Amendments Related to Fair Value Measurements (Section B). The amendments in ASU 2012-04 represent changes to clarify the Codification, correct unintended application of guidance, or make minor improvements to the Codification that are not expected to have a significant effect on current accounting. ASU 2012-04 is not intended to significantly change U.S. GAAP and the Company does not anticipate a significant impact upon adoption.

FASB ASU 2013-02, “Reporting of Amounts Reclassified Out of Accumulated Other Comprehensive Income,” was issued on February 5, 2013 to be effective for fiscal years beginning after December 15, 2012. This guidance is the culmination of the board’s redeliberation on reporting reclassification adjustments from accumulated other comprehensive income (“AOCI”). ASU 2013-02 requires an entity to separately present the amount reclassified out of AOCI income for each component of AOCI and to disclose, for each affected line item in the income statement, the amount of AOCI that has been reclassified into that line item. If the reclassification does not go directly to an income statement line it is acceptable to cross reference that amount to another footnote that provides the required disclosure. The new requirements impact disclosure only and will take effect for the Company at the beginning of fiscal 2014. The Company does not anticipate a significant impact upon adoption as it does not currently have any AOCI.

NOTE 2—RESTATEMENT OF CONSOLIDATED FINANCIAL STATEMENTS

We restated our consolidated financial statements for the fiscal year ended September 30, 2012, and the interim fiscal quarters and year to date periods within the year ended September 30, 2012, included in the Company’s Annual Report on Form 10-K/A and the fiscal quarter ended December 28, 2012, as reported in the Company’s Quarterly Report on Form 10-Q/A for that fiscal quarter.

The cumulative adjustments to correct the consolidated financial statements for all periods prior to October 1, 2011 were immaterial and are recorded as adjustments to cost of sales in the first quarter of fiscal 2012 and the fiscal year ended September 30, 2012. The cumulative effect of those adjustments increased previously reported cost of sales and decreased net income for the year ended September 30, 2012 by \$0.25 million and \$0.17 million, respectively.

The summary impacts of the restatement adjustments on the Company’s previously reported consolidated net income follows (in thousands):

	<u>Year Ended</u>
	<u>September 30,</u>
	<u>2012</u>
Net Income - Previously reported	\$ 7,760
Work-in-process inventory adjustments, net of tax	(1,066)
Net Income - Restated	<u>\$ 6,694</u>

The Company identified an error in accounting for work-in-process inventory at SCB, one of its wholly owned subsidiaries. During the quarter ended March 29, 2013 the Company began to analyze the cost structure of SCB including labor, overhead and selling and administrative expenses. Throughout the second half of fiscal 2012 and the first half of fiscal 2013 SCB’s expenses incurred increased each period. Over the same period, the labor and overhead capitalized into work-in-process inventory also increased. The Company initially believed the increase in capitalized work-in-process labor and overhead resulted from unfavorable variances due to increased expenses in relation to revenue during those periods. Upon further review, it was determined the Company overcapitalized labor and overhead costs in SCB’s work-in-process inventory. The overcapitalization was a result of failure to accurately factor in the stage of completion for the work-in-process inventory.

The impact of the restatement on the previously issued Consolidated Balance Sheet as of September 30, 2012 and our Consolidated Statement of Income and Consolidated Statement of Cash Flows for the fiscal year then ended is as follows:

Consolidated Balance Sheet			
September 30, 2012			
	<u>As reported</u>	<u>Adjustment</u>	<u>Restated</u>
(in thousands)			
ASSETS			
Current assets:			
Cash	\$ 2,662	\$ -	\$ 2,662
Accounts receivable, net of allowance	23,193	-	23,193
Inventories, net	19,348	(1,651)	17,697
Deferred income taxes	1,365	-	1,365
Other current assets	401	-	401
Total current assets	<u>46,969</u>	<u>(1,651)</u>	<u>45,318</u>
Fixed assets, net	17,120	-	17,120
Intangible assets, net	5,511	-	5,511
Goodwill	13,810	-	13,810
Deferred income taxes	5,433	585	6,018
Other assets	121	-	121
Total assets	<u>\$ 88,964</u>	<u>\$ (1,066)</u>	<u>\$ 87,898</u>
LIABILITIES AND STOCKHOLDERS' EQUITY			
Current liabilities:			
Current portion of long-term debt	\$ 6,533	\$ -	\$ 6,533
Accounts payable	15,697	-	15,697
Accrued payroll and related expenses	2,676	-	2,676
Other accrued expenses	946	-	946
Customer deposits	146	-	146
Total current liabilities	<u>25,998</u>	<u>-</u>	<u>25,998</u>
Long-term debt	21,104	-	21,104
Total liabilities	<u>47,102</u>	<u>-</u>	<u>47,102</u>
STOCKHOLDERS' EQUITY			
500,000 shares authorized; none issued or outstanding	-	-	-
Common stock, \$0.01 par value:			
Authorized: 50,000,000 shares			
Issued: 10,943,185 shares			
Outstanding: 9,927,727 shares	109	-	109
Additional paid-in capital	43,075	-	43,075
Accumulated income (deficit)	113	(1,066)	(953)
Treasury stock, at cost: 1,015,458 shares	(1,435)	-	(1,435)
Total stockholders' equity	<u>41,862</u>	<u>(1,066)</u>	<u>40,796</u>
Total liabilities and stockholders' equity	<u>\$ 88,964</u>	<u>\$ (1,066)</u>	<u>\$ 87,898</u>

Consolidated Income Statements

Three months ended
September 30, 2012

Year ended
September 30, 2012

	<u>As reported</u>	<u>Adjustment</u>	<u>Restated</u>	<u>As reported</u>	<u>Adjustment</u>	<u>Restated</u>
	(in thousands)					
Net sales	\$ 37,062	\$ -	\$ 37,062	\$ 144,963	\$ -	\$ 144,963
Cost of sales	<u>30,263</u>	<u>625</u>	<u>30,888</u>	<u>117,007</u>	<u>1,650</u>	<u>118,657</u>
Gross profit	6,799	(625)	6,174	27,956	(1,650)	26,306
Selling and administrative expenses	<u>3,579</u>	<u>-</u>	<u>3,579</u>	<u>15,765</u>	<u>-</u>	<u>15,765</u>
Operating profit	3,220	(625)	2,595	12,191	(1,650)	10,541
Interest and financing expense	297	-	297	1,227	-	1,227
Other (income)/expense	<u>1</u>	<u>-</u>	<u>1</u>	<u>(1,050)</u>	<u>-</u>	<u>(1,050)</u>
Income before provision for income taxes	2,922	(625)	2,297	12,014	(1,650)	10,364
Provision for income taxes	<u>921</u>	<u>(210)</u>	<u>711</u>	<u>4,254</u>	<u>(584)</u>	<u>3,670</u>
Net income	<u>\$ 2,001</u>	<u>\$ (415)</u>	<u>\$ 1,586</u>	<u>\$ 7,760</u>	<u>\$ (1,066)</u>	<u>\$ 6,694</u>

Net income per common and common equivalent share:

Basic	\$ 0.21	\$ (0.05)	\$ 0.16	\$ 0.80	\$ (0.11)	\$ 0.69
Diluted	0.20	(0.04)	0.16	0.78	(0.11)	0.67
Weighted average number of common and common equivalent shares outstanding:						
Basic	9,660,253		9,660,253	9,663,865		9,663,865
Diluted	9,982,368		9,982,368	9,969,071		9,969,071

Consolidated Statement of Cash Flow

Year ended

September 30, 2012

	As reported	Adjustment	Restated
	(in thousands)		

CASH FLOWS FROM OPERATING ACTIVITIES:

Net income	\$ 7,760	\$ (1,066)	\$ 6,694
Non-cash adjustments:			
Stock-based compensation	595	-	595
Depreciation and amortization	4,297	-	4,297
Change in contingent consideration	1,096	-	1,096
Directors' fees paid in stock	37	-	37
Loss on sale of fixed assets	14	-	14
Reserve for doubtful accounts	101	-	101
Deferred tax expense	3,833	(585)	3,248
Changes in current assets and liabilities:			
Accounts receivable	(3,871)	-	(3,871)
Inventories	(3,255)	1,651	(1,604)
Other current assets	(77)	-	(77)
Accounts payable	2,947	-	2,947
Accrued expenses	(321)	-	(321)
Customer deposits	(186)	-	(186)
Net cash flows from operating activities	12,970	-	12,970

CASH FLOWS FROM INVESTING ACTIVITIES:

Purchases of fixed assets	(3,080)	-	(3,080)
Proceeds from (net cost of) disposal of fixed assets	46	-	46
Net cash flows from investing activities	(3,034)	-	(3,034)

CASH FLOWS FROM FINANCING ACTIVITIES:

Advances from revolving credit facility	62,563	-	62,563
Repayments of revolving credit facility	(63,173)	-	(63,173)
Repayments under loan agreements and notes	(6,862)	-	(6,862)
Proceeds from exercise of stock options	134	-	134
Proceeds from employee stock plan purchases	64	-	64
Net cash flows from financing activities	(7,274)	-	(7,274)

Net cash flows for the period	2,662	-	2,662
Cash and cash equivalents, beginning of period	-	-	-
Cash and cash equivalents, end of period	\$ 2,662	\$ -	\$ 2,662

Supplemental cash flow information:

Interest paid	\$ 1,106	\$ -	\$ 1,106
Income taxes paid	326	-	326

After taking into account the restatement, the Company remained in compliance with the financial covenants contained in its Credit Agreement with M&T Bank, described in Note 8 – Credit Facilities, for each measurement period during fiscal 2012.

NOTE 3—ALLOWANCE FOR DOUBTFUL ACCOUNTS

A summary follows of activity in the allowance for doubtful accounts during the fiscal year ended September 30, 2013 and 2012.

Allowance for Doubtful Accounts	Years Ended	
	September 30, 2013	September 30, 2012
<i>(in thousands)</i>		
Allowance, beginning of period	\$ 406	\$ 305
Provision for doubtful accounts	105	101
Write-offs	(59)	-
Allowance, end of period	<u>\$ 452</u>	<u>\$ 406</u>

NOTE 4—INVENTORIES

A summary of inventory by category at period end follows:

Inventories	September 30, 2013	September 30, 2012
<i>(in thousands)</i>		<i>(restated)</i>
Raw materials	\$ 14,841	\$ 10,732
Work-in-process	7,564	6,564
Finished goods	1,449	1,661
Total inventories	23,854	18,957
Reserve for excess/obsolete inventory	(1,950)	(1,260)
Inventories, net	<u>\$ 21,904</u>	<u>\$ 17,697</u>

NOTE 5—FIXED ASSETS

Fixed assets and accumulated depreciation at period end consist of the following:

Fixed Assets	September 30, 2013	September 30, 2012
<i>(in thousands)</i>		
Land and improvements	\$ 1,601	\$ 1,556
Buildings and improvements	11,070	9,852
Leasehold improvements	1,411	1,374
Machinery and equipment	25,963	23,085
Furniture and fixtures	6,165	5,444
Construction in progress	835	673
Total fixed assets, at cost	47,045	41,984
Accumulated depreciation	(29,099)	(24,864)
Fixed assets, net	<u>\$ 17,946</u>	<u>\$ 17,120</u>

Depreciation expense was \$4.3 million and \$3.8 million for the years ended September 30, 2013 and 2012, respectively.

Results of the impairment analyses related to the SCB reporting unit, more fully described in Note 6 – Intangible Assets and Note 7 – Goodwill, did not result in a fixed asset impairment as undiscounted cash flows exceed the carrying value of the assets.

NOTE 6—INTANGIBLE ASSETS

IEC's intangible assets (other than goodwill) were acquired in connection with purchases of SCB in the first quarter of fiscal 2011 and Albuquerque in fiscal 2010.

Among SCB's key attributes as an acquisition candidate were the relationships established with a number of military and defense contractors. The anticipated profitability of those relationships was considered by IEC in arriving at an amount to offer for the firm and also became the basis for allocating a portion of the purchase price to a related customer relationship intangible asset. Based upon several key assumptions and a detailed analysis of value, \$5.9 million was allocated to this intangible asset. The asset is being amortized over its fifteen-year estimated useful life, using the straight-line method.

For the reasons set forth in Note 7 – Goodwill below, the Company recorded an impairment of the customer relationship intangible asset in the fourth quarter of fiscal 2013. As part of the impairment determination, future cash flows of SCB's customer relationships existing at acquisition date were projected based on estimates of future revenues, operating income and other factors, such as working capital and capital expenditures. Factors taken into consideration in arriving at these estimates include historical results since acquisition, industry data and expected challenging market conditions as described more fully in Note 7 – Goodwill. The projections do not include possible future benefits from customer relationships existing at acquisition date that may positively impact other reporting units, including Albuquerque, in the future. The discount rates used in our discounted cash flow method were based on a weighted average cost of capital determined from relevant market comparisons, adjusted upward for risks specific to the reporting unit. An estimated attrition rate was calculated based on the reporting unit's historical revenue. Based on the results of this test, we recognized an impairment charge of \$2.4 million for customer relationships. An impairment analysis for intangible assets was not necessary prior to the fourth quarter of fiscal 2013 for the same reasons a goodwill impairment charge was not recorded prior to the fourth quarter of fiscal 2013 as described in Note 7 - Goodwill.

In connection with the SCB acquisition, IEC also allocated \$100 thousand to an intangible asset representing the estimated value of a five-year, non-compete agreement entered into with SCB's selling shareholders. This intangible asset is being amortized evenly over its contractual life, and there was no impairment to the asset's carrying value of \$44 thousand.

As for Albuquerque, its building and land were acquired subject to an Industrial Revenue Bond ("IRB") that exempts the property from real estate taxes for the term of the IRB. The tax abatement was valued at \$360 thousand at date of acquisition, and such value is being amortized over the 9.2 year exemption period that remained as of the acquisition date. There was no impairment to the asset's carrying value of \$213 thousand.

A summary of intangible assets by category and accumulated amortization at period end follows:

<u>Intangible Assets</u>	<u>September 30,</u> <u>2013</u>	<u>September 30,</u> <u>2012</u>
<i>(in thousands)</i>		
Customer relationships - SCB	\$ 5,900	\$ 5,900
Property tax abatement - Albuquerque	360	360
Non-compete agreement - SCB	<u>100</u>	<u>100</u>
Total intangibles	6,360	6,360
Accumulated amortization	(1,301)	(849)
Accumulated impairment - customer relationships	<u>(2,412)</u>	<u>-</u>
Intangible assets, net	<u>\$ 2,647</u>	<u>\$ 5,511</u>

Amortization expense during the years ended September 30, 2013 and 2012 follows:

<u>Amortization Expense</u>	<u>Years Ended</u>	
	<u>September 30,</u> <u>2013</u>	<u>September 30,</u> <u>2012</u>
<i>(in thousands)</i>		
Intangible amortization expense	<u>\$ 452</u>	<u>\$ 453</u>

A summary of amortization expense for the next five years follows:

<u>Future Amortization</u>	<u>Estimated future amortization</u>
(in thousands)	
Years ended September 30,	
2014	\$ 254
2015	254
2016	238
2017	234
2018 and thereafter	1,667

NOTE 7—GOODWILL

Goodwill balances resulting from the acquisitions of SCB in the first quarter of fiscal 2011 and Celmet in fiscal 2010 are \$13.7 million and \$0.1 million, respectively.

Since its acquisition, SCB has operated as a reporting unit of the Company, primarily in the military & aerospace market sector. Due to changing circumstances, the Company determined it was necessary to perform a quantitative assessment which resulted in an impairment charge recorded in the fourth quarter of fiscal 2013.

The Company performs its annual impairment test for SCB goodwill during the third quarter. Prior to the fourth quarter of fiscal 2013, these tests indicated no impairment. During the third quarter of fiscal 2013, we performed a qualitative impairment analysis as permitted by ASC 350 – Intangibles – Goodwill and Other. We considered several factors including operating results in recent periods, backlog, market sector and macro-economic conditions and revenue. At the time, we anticipated improved operating margins in future periods. Government activities were not expected to have a significant impact on SCB as the majority of the programs that SCB’s customers participate in involve complex, advanced technology including unmanned vehicles, space defense and space exploration – and, as such, were more likely delayed as opposed to permanently cut. Revenue growth also was expected to have a positive impact on operating margins due to improved leverage on existing overhead, selling and administrative costs. The Company therefore determined it was not more likely than not that goodwill was impaired.

Since acquisition, operating expenses at the SCB reporting unit were at a level that would support anticipated higher revenue volumes. Although revenue at the reporting unit increased in fiscal 2013 over fiscal 2012, growth was slower than projected at acquisition date. During the second and third quarters of fiscal 2013, the Company made an effort to increase margins by implementing operational improvements at the reporting unit to reduce costs and improve efficiencies. Notwithstanding improvements, SCB continued to experience poor operating performance. As a result, the Company made strategic decisions during the fourth quarter of fiscal 2013 to direct more revenue from existing and new customers in the military & aerospace market sector to our Albuquerque reporting unit. This change in strategy is expected to improve leverage of expenses at Albuquerque while reducing expenses at SCB. The result is limited, managed growth planned for the SCB reporting unit for the foreseeable future, with future additional growth in this market sector planned to occur at our other locations.

As part of the strategic change noted above, the Company has reduced planned operating expenses in order to better align them with current revenue volumes and planned reduced growth at the SCB reporting unit. Fiscal 2014 measures to improve operating results include planned operational efficiencies, reduction of square footage leased and reduction of personnel, administrative, selling and other discretionary costs. These changes are beginning to take effect in fiscal 2014; however it will take some time to realize the full impact. Recent forecasts for the SCB reporting unit for fiscal 2014 include lower revenue and operating margin projections based on the Company’s plans to manage the level of operations at this reporting unit while continuing to grow business in the military & aerospace market sector at other reporting units.

Additionally, since the third quarter of fiscal 2013, uncertainties relative to the military & aerospace market sector have intensified. Federal government indecision regarding funding of budget deficits resulted in a partial government shut-down during October 2013. This followed Department of Defense spending reductions that already occurred as a result of sequestration in the spring of 2013. A temporary suspension of the debt ceiling put an end to the October 2013 shutdown. At the time the Company was performing its impairment analysis, the temporary suspension was scheduled to end in February 2014. At that time, there would be the possibility of another partial shut-down and further cuts that could take effect in calendar 2014 if further sequestration could not be avoided. Although instability has continued to be evident, the Company continues to believe government funding for the majority of our customers’ programs that we support is more likely delayed as opposed to permanently cut.

As a result of the factors described above, the Company determined it was necessary to perform a quantitative step one goodwill impairment analysis as of the fourth quarter of fiscal 2013. The fair value of the SCB reporting unit was estimated using discounted cash flows, which is an income approach. The discount rates used were based on a weighted average cost of capital determined from relevant market comparisons, adjusted upward for risks specific to the reporting unit. Future cash flows were projected based on estimates of future revenues, operating income and other factors, such as working capital and capital expenditures. Factors taken into consideration in arriving at these estimates include historical results since acquisition, industry data, and expected challenging market conditions. The projections do not include possible future benefits from customer relationships that may positively impact other reporting units, including Albuquerque, in the future. Despite the planned changes described above, projections still indicate low operating margins, and the carrying value of the SCB reporting unit exceeds the fair value estimated in step one of the impairment analysis. It was therefore necessary to perform step two to determine the amount of the impairment.

The step two analysis was performed utilizing the same factors in the step one analysis described above. The fair value of the assets and liabilities of the reporting unit were estimated and the residual fair value of the reporting unit was compared to the carrying value of goodwill. Based on the results of the step two analysis, the Company recognized a goodwill impairment charge of \$11.8 million.

In the time since the Company performed its impairment analysis, Congress has considered a proposed framework that would avoid another partial government shut-down and further sequestration in 2014. However, details as to exactly how any agreement will impact the Company's customers will take time to emerge. Absent more clarity, the Company did not modify its impairment analysis.

As for the goodwill from the Celmet acquisition, there has been no impairment.

A summary of the total goodwill and accumulated impairment at period end follows:

<u>Goodwill</u>	<u>September 30,</u> <u>2013</u>	<u>September 30,</u> <u>2012</u>
<i>(in thousands)</i>		
Goodwill	\$ 13,810	\$ 13,810
Accumulated impairment	(11,805)	-
Balance	<u>\$ 2,005</u>	<u>\$ 13,810</u>

NOTE 8—CREDIT FACILITIES

A summary of borrowings at September 30, 2013 and 2012 follows:

Debt	Fixed/ Variable	Maturity Date	September 30, 2013		September 30, 2012	
			Balance	Interest Rate (1)	Balance	Interest Rate
<i>(in thousands)</i>						
M&T borrowings (2):						
Revolving Credit Facility	v	01/18/16	\$ 11,261	3.19 %	\$ 6,588	3.00 %
Term Loan A	f	02/01/22	9,259	3.98	-	-
Term Loan B	v	02/01/23	13,184	2.68	-	-
SCB Term Loan	v	12/17/15	-	-	13,000	3.25
Albuquerque Term Loan	v	12/16/14	-	-	2,250	3.25
Albuquerque Mortgage Loan	v	02/01/18	3,000	3.44	3,267	3.25
Celmet Term Loan	v	07/30/15	-	-	1,166	3.25
Equipment Loans - 2	v	12/17/13	-	-	672	3.25
Equipment Loans - 3	f	11/01/12	-	-	108	2.93
Energy Loan	f	04/02/13	-	-	23	2.08
Other borrowings:						
Seller notes, Wire and Cable	f	06/01/13	-	-	463	3.00
Albuquerque Industrial Revenue Bond	f	03/01/19	100	5.63	100	5.63
Total debt			36,804		27,637	
Less: current portion			(2,778)		(6,533)	
Long-term debt			\$ 34,026		\$ 21,104	

(1) Rates noted above are before impact of interest rate swap.

(2) Sale-leaseback agreement with M&T is accounted for as an operating lease, and therefore is not included above for September 30, 2012. The lease terminated during the third quarter of fiscal 2013.

M&T Bank Credit Facilities

On January 18, 2013, the Company and M&T Bank entered into the Fourth Amended and Restated Credit Facility Agreement (“2013 Credit Agreement”), replacing a prior agreement dated December 17, 2010 (“2010 Credit Agreement”). Many of the terms, conditions and covenants remain unchanged from the 2010 Credit Agreement. Borrowings under the 2013 Credit Agreement are secured by, among other things, the assets of IEC and its subsidiaries.

Individual debt facilities provided under the 2013 Credit Agreement are described below:

- a) *Revolving Credit Facility (“Revolver”)*: Up to \$20 million is available through January 18, 2016. The Company may borrow up to the lesser of (i) 85% of eligible receivables plus 35% of eligible inventories or (ii) \$20 million. At IEC's election, another 35% of eligible inventories may be included in the borrowing base for limited periods of time during which a higher rate of interest is charged on the Revolver. Borrowings based on inventory balances are further limited to a cap of \$3.75 million, or when subject to the higher percentage limit, \$4.75 million. At September 30, 2013, the upper limit on Revolver borrowings was \$20.0 million. Average available balances amounted to \$12.8 million and \$12.9 million during the years ended September 30, 2013 and 2012, respectively.

The Company incurs quarterly unused commitment fees ranging from 0.125% to 0.500% of the excess of \$20.0 million over average borrowings under the Revolver. Fees incurred amounted to \$36 thousand and \$33 thousand during the years ended September 30, 2013 and 2012, respectively. The fee percentage varies based on IEC's ratio of debt to EBITDARS.

- b) *Term Loan A*: \$10.0 million was borrowed on January 18, 2013. Principal is being repaid in 108 monthly installments of \$93 thousand.

- c) *Term Loan B*: \$14.0 million was borrowed on January 18, 2013. Principal is being repaid in 120 monthly installments of \$117 thousand.
- d) *Albuquerque Mortgage Loan*: \$4.0 million was borrowed on December 16, 2009. The loan is secured by real property in Albuquerque, NM, and principal is being repaid in monthly installments of \$22 thousand plus a balloon payment due at maturity.
- e) *Energy Loan*: \$0.2 million was borrowed on April 2, 2008, for which interest at a fixed rate of 2.08% is subsidized by the State of New York. Principal was being repaid in 60 equal monthly installments and the loan was paid in full during April 2013.

Subsequent to September 30, 2013, the Company obtained an amendment to the 2013 Credit Agreement (the “Third 2013 Amendment”) for the Celmet Building Term Loan for \$1.3 million. The proceeds were used to reimburse the Company’s cost of purchasing the Rochester, New York facility.

The 2013 Credit Agreement also contains various affirmative and negative covenants including financial covenants. The Company is required to maintain (i) a minimum level of quarterly EBITDARS, (ii) a ratio of total debt to twelve month EBITDARS (“Debt to EBITDARS Ratio”) that is below a specified limit, and (iii) a minimum fixed charge coverage ratio (“Fixed Charge Coverage Ratio”) as described in the tables below. The terms of the 2013 Credit Agreement did not require measurement of financial covenants for the first quarter of fiscal 2013. For the purpose of calculating compliance with the covenants, IEC's operating lease obligation to M&T Bank for certain equipment sold to the bank on June 27, 2008 and leased back for a period of five years, was treated as debt. During the third quarter of fiscal 2013, the operating lease terminated and the assets were repurchased pursuant to a purchase option in the sale-leaseback arrangement.

On May 15, 2013 we obtained an amendment to the 2013 Credit Agreement (the “First 2013 Amendment”) which modified the Debt to EBITDARS Ratio and Fixed Charge Coverage Ratio covenants, and on August 6, 2013 we obtained a further amendment to the 2013 Credit Agreement (the “Second 2013 Amendment,” and together with the First 2013 Amendment, the “2013 Amendments”) which modified the Debt to EBITDARS Ratio, as shown in the table below. Subsequent to September 30, 2013, on December 13, 2013, we obtained a further amendment to the 2013 Credit Agreement (the “2014 Amendment”) which modified the ratios as follows:

- Debt to EBITDARS Ratio: (a)

2013 Credit Agreement, before 2013 Amendments:

3/31/2013 through and including 9/29/2013	< 3.00 to 1.00
9/30/2013 and thereafter	<2.75 to 1.00

2013 Credit Agreement, after First 2013 Amendment:

6/28/2013 through and including 12/27/2013	< 3.25 to 1.00
12/28/2013 through and including 3/28/2014	<3.00 to 1.00
3/29/2014 and thereafter	< 2.75 to 1.00

2013 Credit Agreement, after Second 2013 Amendment:

6/28/2013 through and including 12/27/2013	< 3.50 to 1.00
12/28/2013 through and including 3/28/2014	<3.00 to 1.00
3/29/2014 and thereafter	< 2.75 to 1.00

2013 Credit Agreement, after 2014 Amendment:

12/13/2013 through and including 3/27/2014	< 4.50 to 1.00
3/28/2014 through and including 6/26/2014	<3.50 to 1.00
6/27/2014 through and including 9/29/2014	<3.25 to 1.00
09/30/2014 and thereafter	< 2.75 to 1.00

- Fixed Charge Coverage Ratio: (b)

2013 Credit Agreement, before 2013 Amendments: 3/31/2013 and thereafter	> 1.25 to 1.00
2013 Credit Agreement, after First 2013 Amendment: 6/28/2013	>0.95 to 1.00
9/30/2013	>1.00 to 1.00
12/27/2013	>1.15 to 1.00
3/28/2014 and thereafter	>1.25 to 1.00
2013 Credit Agreement, after 2014 Amendment: 3/28/2014 through and including 6/26/2014	≥0.90 to 1.00
06/27/2014 through and including 9/29/2014	≥1.10 to 1.00
9/30/2014 and thereafter	≥1.25 to 1.00

(a) The ratio of debt to earnings before interest, taxes, depreciation, amortization, rent expense and non-cash stock compensation expense.

(b) The ratio compares (i) 12 month EBITDA plus non-cash stock compensation expense minus unfinanced capital expenditures minus cash taxes paid, to (ii) the sum of interest expense, principal payments, sale-leaseback payments and dividends, if any (fixed charges).

The Second 2013 Amendment also amended two definitions used in the calculation of the financial covenants, including: (i) the definition of net income, to add back, through the fiscal quarter ending June 27, 2014, up to \$1.1 million of legal and accounting fees associated with the restatement, and (ii) the definition of interest expense as related to Rate Management Transactions (defined in the 2013 Credit Agreement), to be “the net cash cost or benefit associated with Rate Management Transactions net cash benefit or loss”.

The Company was in compliance with its financial covenants at September 30, 2012. At March 29, 2013 the Company was not in compliance with these financial covenants. At June 28, 2013 and September 30, 2013 the Company was not in compliance with the Debt to EBITDARS Ratio and Fixed Charge Coverage Ratio. The Company has obtained waivers for each period from M&T Bank with respect to such noncompliance.

The waivers received by the Company for failure to comply with the financial covenants at March 29, 2013, June 28, 2013 and September 30, 2013 did not affect the quarterly calculation of the applicable interest rate margin for the Revolver and Albuquerque Mortgage Loan and the Revolver unused fees. However, the Second 2013 Amendment modified the ranges of applicable margins and unused fees by increasing both the lower and upper limit of each range with respect to the applicable debt facility. The applicable margins are determined based on the Debt to EBITDARS Ratio. Changes to applicable margins and unused fees resulting from the Debt to EBITDARS Ratio generally become effective mid-way through the subsequent quarter. The higher Debt to EBITDARS Ratio calculated as of March 29, 2013 resulted in an increase of 0.75% in the effective rate applicable to the Revolver and Albuquerque Mortgage Loan and an increase of 0.375% in the unused commitment fee for the Revolver. The higher Debt to EBITDARS Ratio calculated as of June 28, 2013, in conjunction with the Second 2013 Amendment resulted in an increase of 0.25% in the effective rate applicable to those two loans and the unused commitment fee for the Revolver remained unchanged. However, the 2014 Amendment fixed the applicable margin for the Revolver at 4.25%, for the Albuquerque Mortgage Loan at 4.50% and Term Loan B at 3.25% and the unused fee at 0.50%, in each case through December 13, 2014 and if the Company is not compliant with financial covenants on December 13, 2014, during the period of non-compliance.

Significant modifications made in the 2013 Credit Agreement and subsequent amendments to the financing arrangements previously in effect under the 2010 Credit Agreement include:

- Consolidation of all outstanding term debt, except the Albuquerque Mortgage Loan and the Energy Loan, and an \$8.9 million portion of outstanding loans under the Revolver, into two new and increased term loans, described below (“Term Loan A” and “Term Loan B”);
- Creation of a new Term Loan A in the original principal amount of \$10.0 million, bearing interest at the fixed rate of 3.98% per annum, payable in equal monthly principal payments of \$93 thousand each plus accrued interest, with a final maturity date of February 1, 2022;
- Creation of a new Term Loan B in the original principal amount of \$14.0 million, bearing interest at a variable rate equal to 2.50% above the Libor in effect from time to time, payable in equal monthly principal payments of \$117 thousand each plus

accrued interest, with a final maturity date of February 1, 2023. The 2014 Amendment modified the applicable margin to 3.25% until December 13, 2014. Thereafter, the applicable margin will revert back to the rate range defined in the 2013 Credit Agreement provided that the Company is compliant with all the covenants. If however, the Company is non-compliant with any of the covenants the interest rate will remain at the fixed rate of 3.25% until the Company has become compliant with all the covenants;

- Extension of the maturity date of the Albuquerque Mortgage Loan from December 16, 2014 to February 1, 2018, with no change to the monthly principal payments of \$22 thousand each plus accrued interest;
- Modification of the interest rate applicable to the Albuquerque Mortgage Loan from (i) a range on the applicable quarterly adjustment date of 2.50% to 3.75% above Libor based upon the Company's then Debt to EBITDARS Ratio (ranging from 1.75:1.00 or less to 3.25:1.00 or greater), to (ii) a range on the applicable quarterly adjustment date of 2.00% to 3.25% above Libor based upon the Company's then Debt to EBITDARS Ratio (ranging from 0.75:1.00 or less to 2.75:1.00 or greater). The Second 2013 Amendment modified the interest rate to a range on the applicable quarterly adjustment date of 2.25% to 3.75% above Libor based upon the Company's then Debt to EBITDARS Ratio (ranging from 1.25:1.00 or less to 3.25:1.00 or greater). The 2014 Amendment modified the applicable margin to 4.50% until December 13, 2014. Thereafter, the applicable margin will revert back to the rate range defined in the Second 2013 Amendment provided that the Company is compliant with all the covenants. If however, the Company is non-compliant with any of the covenants the applicable margin will remain at the fixed rate of 4.50% until the Company has become compliant with all the covenants;
- Continuation of the Revolver in the maximum available principal amount of the lesser of \$20.0 million or the amount available under the borrowing base (the formula for which, and interest rate surcharge applicable to optional over-base advances, remains unchanged), with an outstanding principal balance immediately after the closing of \$3.7 million;
- Extension of the maturity date of the Revolver from December 17, 2013 to January 18, 2016;
- Modification of the interest rate applicable to the Revolver from (i) a range on the applicable quarterly adjustment date of 2.25% to 3.50% above Libor based upon the Company's then Debt to EBITDARS Ratio (ranging from 1.75:1.00 or less to 3.25:1.00 or greater), to (ii) a range on the applicable quarterly adjustment date of 1.75% to 3.00% above Libor based upon the Company's then Debt to EBITDARS Ratio (ranging from 0.75:1.00 or less to 2.75:1.00 or greater). The Second 2013 Amendment modified the interest rate to a range on the applicable quarterly adjustment date of 2.00% to 3.50% above Libor based upon the Company's then Debt to EBITDARS Ratio (ranging from 1.25:1.00 or less to 3.25:1.00 or greater). The 2014 Amendment modified the applicable margin to 4.25% until December 13, 2014. Thereafter, the applicable margin will revert back to the rate range defined in the Second 2013 Amendment provided that the Company is compliant with all the covenants. If however, the Company is non-compliant with any of the covenants the interest rate will remain at the fixed rate of 4.25% until the Company has become compliant with all the covenants;
- Modification of the unused fee applicable to the Revolver from (i) a range on the applicable quarterly adjustment date of 0.125% to 0.500% based upon the Company's then ratio of Debt to EBITDARS (ranging from 1.75:1.00 or less to 3.25:1.00 or greater), to (ii) a range on the applicable quarterly adjustment date of 0.125% to 0.500% based upon the Company's then ratio of Debt to EBITDARS (ranging from 0.75:1.00 or less to 2.75:1.00 or greater). The Second 2013 Amendment modified the unused fee to a range on the applicable quarterly adjustment date of 0.250% to 0.500% based upon the Company's then Debt to EBITDARS Ratio (ranging from 1.25:1.00 or less to 3.25:1.00 or greater). The 2014 Amendment modified the unused fee to a fixed rate of 0.50% until December 13, 2014. Thereafter, the unused fee will revert back to the fee range defined in the Second 2013 Amendment provided that the Company is compliant with all the covenants. If however, the Company is non-compliant with any of the covenants the unused fee will remain at the fixed rate of 0.50% until the Company has become compliant with all the covenants;
- Elimination of mandatory prepayments based upon excess cash flow;
- Continuation, unchanged, of existing financial covenants requiring minimum quarterly EBITDARS, a maximum Debt to twelve month EBITDARS ratio, and minimum Fixed Charge Coverage Ratio, all measured at the end of each quarter commencing with the quarter ending in June 2013 (but later modified in the 2013 and 2014 Covenant Amendments); and
- Modification of the prohibition against dividends and stock repurchases to permit an aggregate maximum of \$3.5 million of such distributions prior to February 1, 2023 absent default at the time of the applicable payment.

In connection with the 2013 Credit Agreement, on January 18, 2013, the Company and M&T Bank entered into an interest rate swap arrangement ("Swap Transaction"). The Swap Transaction is for a notional amount of \$14.0 million with an effective date of February 1, 2013 and a termination date of February 1, 2023. The Swap Transaction is designed to reduce the variability of future interest payments with respect to Term Loan B by effectively fixing the annual interest rate payable on the loan's outstanding principal. Pursuant to the swap transaction, the Company's one month Libor rate is swapped for a fixed rate of 1.32%. When the swap fixed rate is added to the Term Loan B spread of 2.50%, the Company's interest rate applicable to Term Loan B is effectively fixed at 3.82%.

The 2010 Credit Agreement provided for various debt facilities as detailed below. The revolving credit facility and term loan borrowings under the 2010 Credit Agreement bore interest at Libor plus a margin that varied between 2.25% and 3.75% based on the Company's Debt to EBITDARS Ratio.

The 2010 Credit Agreement was modified on November 17, 2011 by a letter agreement that extended the Equipment Line of Credit to December 17, 2013 and made all loans under such line due and payable no later than that date. The 2010 Credit Agreement required prepayments of term loans equal to 50% of excess cash flow for fiscal years ending after September 30, 2010 and the letter agreement changed that requirement to fiscal years ending after September 30, 2011.

Individual debt facilities that were provided under the 2010 Credit Agreement are described below:

- a) *Revolving Credit Facility ("Revolver")*: Up to \$20.0 million was available through December 17, 2013. The Company could borrow up to the lesser of (i) 85% of eligible receivables plus 35% of eligible inventories or (ii) \$20.0 million. At IEC's election, another 35% of eligible inventories would be included in the borrowing base for limited periods of time during which a higher rate of interest would be charged on the Revolver. Borrowings based on inventory balances were further limited to a cap of \$3.75 million, or when subject to the higher percentage limit, \$4.75 million.
- b) *SCB Term Loan*: \$20.0 million was borrowed on December 17, 2010 and principal was being repaid in 60 equal monthly installments. This loan was paid off during January 2013.
- c) *Albuquerque Term Loan*: \$5.0 million was borrowed on December 16, 2009, and principal was being repaid in 60 equal monthly installments. This loan was paid off during January 2013.
- d) *Albuquerque Mortgage Loan*: \$4.0 million was borrowed on December 16, 2009. The loan is secured by real property in Albuquerque, NM, and principal was being repaid in 60 monthly installments of \$22 thousand plus a balloon payment due at maturity. The maturity date of the mortgage loan was modified from December 16, 2014 to February 1, 2018; with no change to the monthly principal payments of \$22 thousand each plus accrued interest.
- e) *Celmet Term Loan*: \$2.0 million was borrowed on July 30, 2010, and principal was being repaid in 60 equal monthly installments. This loan was paid off during January 2013.
- f) *Equipment Line of Credit*: Up to \$1.5 million, reduced by outstanding loans, was available through December 17, 2013. The line was available for purchases of capital equipment. Borrowings under the line were supported by individual notes that specify interest and principal repayment terms. The Company had the option to select whether the interest rate was fixed or variable. Equal payments of principal were being made over 48 months for two of the loans and over 60 months for one loan. These loans were paid off during January 2013.
- g) *Energy Loan*: \$0.2 million was borrowed on April 2, 2008 under this facility, for which interest at a fixed rate of 2.08% was subsidized by the State of New York. Principal was being repaid in 60 equal monthly installments and the loan was paid in full during April 2013.

Other Credit Facilities

- h) *Seller Notes*: The May 2008 acquisition of Wire and Cable was financed in part by three promissory notes payable to the sellers totaling \$3.8 million. These notes were subordinated to borrowings under the Credit Agreement and were being repaid in quarterly installments of \$160 thousand, including interest. Effective October 1, 2011, the interest rate on the notes was reduced from 4.0% to 3.0% without altering any other terms of the borrowings. The seller notes were paid in full during June 2013.
- i) *Albuquerque Industrial Revenue Bond*: When IEC acquired Albuquerque, the Company assumed responsibility for a \$100 thousand Industrial Revenue Bond issued by the City of Albuquerque. Interest on the bond is paid semiannually, and principal is due in its entirety at maturity.

A summary of contractual principal payments under IEC's borrowings for the next five years taking into consideration the 2013 Credit Agreement follows:

<u>Debt Repayment Schedule</u>	<u>Contractual Principal Payments (1)</u>
<i>(in thousands)</i>	
Years ended September 30,	
2014	\$ 2,778
2015	2,778
2016 (2)	14,038
2017	2,778
2018 and thereafter	<u>14,432</u>
	<u>\$ 36,804</u>

(1) Does not include the Celmet Term Loan of \$1.3 million the Company obtained subsequent to September 30, 2013.

(2) Includes Revolver balance of \$11.3 million as of September 30, 2013.

NOTE 9—DERIVATIVE FINANCIAL INSTRUMENTS

Interest Rate Risk Management

In connection with the 2013 Credit Agreement, on January 18, 2013, the Company and M&T Bank entered into an interest rate swap arrangement (“Swap Transaction”). The Swap Transaction is for a notional amount of \$14,000,000 with an effective date of February 1, 2013 and a termination date of February 1, 2023. The Swap Transaction is designed to reduce the variability of future interest payments with respect to Term Loan B by effectively fixing the annual interest rate payable on outstanding principal of Term Loan B. Pursuant to the interest rate swap, the Company’s one month Libor rate is swapped for a fixed rate of 1.32%. When the swap fixed rate is added to the Term Loan B Spread of 2.50%, the Company’s interest rate applicable to Term Loan B is effectively fixed at 3.82%.

The fair value of the interest rate swap agreement represented an asset of \$0.3 million at September 30, 2013 and was estimated based on Level 2 inputs. The Company did not designate the swap as a cash flow hedge at inception and therefore, the gains or losses from the changes in fair value of the derivative instrument are recognized in earnings for the period ended September 30, 2013 within interest expense.

The fair value of the interest rate swap recorded in other assets in the Consolidated Balance Sheet at September 30, 2013 is \$0.3 million.

NOTE 10—FAIR VALUE OF FINANCIAL INSTRUMENTS

Financial Instruments Carried at Fair Value

The Company’s interest rate swap agreement is recorded on the balance sheet as either an asset or a liability measured at fair value. The Company estimates the fair value of its interest rate swap agreement based on Level 2 valuation inputs, including fixed interest rates, Libor implied forward interest rates and the remaining time to maturity. At September 30, 2013, the interest rate swap agreement is an asset of \$0.3 million.

Financial Instruments Carried at Historical Cost

The Company’s long-term debt is not quoted. Fair value was estimated using a discounted cash flow analysis based on Level 2 valuation inputs, including borrowing rates the Company believes are currently available to it for loans with similar terms and maturities.

The Company’s debt is carried at historical cost on the balance sheet. The fair value and carrying value of Term Loan A at September 30, 2013 are \$7.6 million and \$9.3 million, respectively. The fair value of the remainder of the Company’s debt approximated carrying value at September 30, 2013 as it is variable rate debt. The fair value of the Company’s debt agreements approximated carrying value at September 30, 2012.

NOTE 11—WARRANTY RESERVES

IEC generally warrants its products and workmanship for up to twelve months from date of sale. As an offset to warranty claims, the Company is sometimes able to obtain reimbursement from suppliers for warranty-related costs or losses. Based on historical warranty claims experience and in consideration of sales trends, a reserve is maintained for estimated future warranty costs to be incurred on products and services sold through the balance sheet date.

A summary of additions to and charges against IEC's warranty reserves during the period follows:

Warranty Reserve	Years Ended	
	September 30, 2013	September 30, 2012
<i>(in thousands)</i>		
Reserve, beginning of period	\$ 388	\$ 448
Provision	13	167
Warranty costs	(182)	(227)
Reserve, end of period	\$ 219	\$ 388

NOTE 12—DEFERRED GRANTS

The Company received grants for certain facility improvements from state and local agencies in which the Company operates. These grants reimburse the Company for a portion of the actual cost or provide in kind services in support of capital projects. During the year ended September 30, 2013, the Company received grant proceeds of \$0.2 million, from such grant programs.

One of the Company's grants is a loan to grant agreement. The Company has signed a promissory note, which will be forgiven if certain employment targets are obtained at future dates. If the employment targets are not obtained, the Company is obligated to repay the loan with interest. As the Company intends to comply with these agreements, the Company has recorded the funds received as other long-term liabilities on the balance sheet.

The Company is also the recipient of matching grants from two local governmental agencies related to certain renovations for one of its operating locations. One agency is contributing in kind services and property of \$0.1 million while the other is contributing cash of \$0.1 million to match expenditures by the Company of at least the same amount.

The grants will be amortized over the useful lives of the related fixed assets when there is reasonable assurance that the Company will meet the employment targets. The Company has recorded amortization of \$17 thousand for the deferred grants through September 30, 2013.

NOTE 13—STOCK-BASED COMPENSATION

The 2010 Omnibus Incentive Compensation Plan ("2010 Plan") was approved by the Company's stockholders at the January 2011 Annual Meeting of the Shareholders. This plan replaced IEC's 2001 Stock Option and Incentive Plan ("2001 Plan"), which expired in December 2011. The 2010 Plan, which is administered by the Compensation Committee of the Board of Directors, provides for the following types of awards: incentive stock options, nonqualified options, stock appreciation rights, restricted shares, restricted stock units, performance compensation awards, cash incentive awards, director stock and other equity-based and equity-related awards. Awards are generally granted to certain members of management and employees, as well as directors. Under the 2010 Plan, up to 2,000,000 common shares may be issued over a term of ten years.

Stock-based awards granted through December 2011, were made under the 2001 Plan. Awards granted after December 2011, were made under the 2010 Plan and future awards will be made under the 2010 Plan.

Stock compensation expense recorded under the plans totaled \$0.6 million in each of the fiscal years ended September 30, 2013 and 2012. Expenses relating to stock options that comply with certain U.S. income tax rules are neither deductible by the Company nor taxable to the employee. Further information regarding awards granted under the 2001 Plan, 2010 Plan and employee stock purchase plan is provided below.

Stock Options

When options are granted, IEC estimates fair value using the Black-Scholes option pricing model and recognizes the computed value as compensation cost over the vesting period, which is typically four years. The contractual term of options granted under the plan is generally seven years.

Assumptions used in the Black-Scholes model and the estimated value of options granted during the years ended September 30, 2013 and 2012 follows:

Valuation of Options	Years Ended	
	September 30, 2013	September 30, 2012
<u>Assumptions for Black-Scholes:</u>		
Risk-free interest rate	0.55%	0.63%
Expected term in years	4.0	4.0
Volatility	49%	51%
Expected annual dividends	none	none
<u>Value of options granted:</u>		
Number of options granted	50,000	57,200
Weighted average fair value per share	\$ 2.65	\$ 2.01
Fair value of options granted (000's)	\$ 133	\$ 115

A summary of stock option activity, together with other related data, follows:

Stock Options	Years Ended			
	September 30, 2013		September 30, 2012	
	Number of Options	Wgtd. Avg. Exercise Price	Number of Options	Wgtd. Avg. Exercise Price
Outstanding, beginning of period	280,789	\$ 3.82	371,339	\$ 3.32
Granted	50,000	6.91	57,200	5.03
Exercised	(30,150)	2.00	(70,750)	0.56
Forfeited	(45,756)	5.52	(72,000)	4.60
Expired	(8,500)	2.01	(5,000)	0.55
Outstanding, end of period	<u>246,383</u>	\$ 4.38	<u>280,789</u>	\$ 3.82
<u>For options expected to vest</u>				
Number expected to vest	234,967	\$ 4.29	266,750	\$ 3.82
Weighted average remaining term, in years	3.5		4.0	
Intrinsic value (000s)		\$ 168		\$ 791
<u>For exercisable options</u>				
Number exercisable	108,033	\$ 2.36	118,639	\$ 1.80
Weighted average remaining term, in years	1.8		2.3	
Intrinsic value (000s)		\$ 168		\$ 591
<u>For non-exercisable options</u>				
Expense not yet recognized (000s)		\$ 194		\$ 164
Weighted average years to be recognized	2.5		2.6	
<u>For options exercised</u>				
Intrinsic value (000s)		\$ 131		\$ 276

Changes in the number of non-vested options outstanding, together with other related data, follows.

Stock Options	Years Ended			
	September 30, 2013		September 30, 2012	
	Number of Options	Wgt'd. Avg. Grant Date Fair Value	Number of Options	Wgt'd. Avg. Grant Date Fair Value
Non-vested, beginning of period	157,150	\$ 2.42	241,100	\$ 2.02
Granted	50,000	2.65	57,200	2.01
Vested	(23,044)	2.26	(69,150)	2.13
Forfeited	<u>(45,756)</u>	2.51	<u>(72,000)</u>	2.12
Non-vested, end of period	<u>138,350</u>	\$ 2.51	<u>157,150</u>	\$ 2.42

Restricted (Non-vested) Stock

Holders of IEC restricted stock have voting and dividend rights as of the date of grant, but until vested the shares may be forfeited and cannot be sold or otherwise transferred. At the end of the vesting period, which is typically four or five years (three years in the case of directors), holders have all the rights and privileges of any other IEC common stockholder. The fair value of a share of restricted stock is its market value on the date of grant, and that value is recognized as stock compensation expense over the vesting period.

A summary of restricted stock activity, together with related data, follows:

Restricted (Non-vested) Stock	Years Ended			
	September 30, 2013		September 30, 2012	
	Number of Non-vested Shares	Wgt'd. Avg. Grant Date Fair Value	Number of Non-vested Shares	Wgt'd. Avg. Grant Date Fair Value
Outstanding, beginning of period	339,939	\$ 5.69	284,476	\$ 5.76
Granted	90,708	6.82	98,325	5.21
Vested	(58,372)	5.45	(26,338)	5.17
Shares withheld for payment of taxes upon vesting of restricted stock	(4,441)	4.70	-	
Forfeited	<u>(92,360)</u>	6.15	<u>(16,524)</u>	4.96
Outstanding, end of period	<u>275,474</u>	\$ 5.96	<u>339,939</u>	\$ 5.69
For non-vested shares				
Expense not yet recognized (000s)		\$ 811		\$ 963
Weighted average remaining years for vesting		2.8		1.8
For shares vested				
Aggregate fair value on vesting dates (000s)		\$ 388		\$ 136

Employee Stock Purchase Plan

The Company administers an employee stock purchase plan ("ESPP") that provides for a discounted stock purchase price for purchases after October 1, 2011. Employee contributions to the plan, net of withdrawals were \$49 thousand and \$112 thousand for the years ended September 30, 2013 and 2012, respectively. Compensation expense recognized under the ESPP was \$5 thousand and \$12 thousand for the years ended September 30, 2013 and 2012, respectively. On May 21, 2013, the Compensation Committee of the Company's Board of Directors suspended operation of the ESPP indefinitely in connection with the restatement of the Company's financial statements described herein (including unavailability of the registration statement covering shares offered under the plan due to the failure of the Company to be current in its filings with the SEC).

Stock Issued to Board Members

In addition to annual grants of restricted stock, Board members may elect to have their meetings fees paid to the form of shares of the Company's common stock. During the fiscal years ended September 30, 2013 and 2012, board members were granted 1,480 and 6,920 shares of common stock, respectively, as payment of such meeting fees. The Company recognized compensation expense

related to the Board members of \$10 thousand and \$37 thousand during the fiscal years ended September 30, 2013 and 2012, respectively.

NOTE 14—RETIREMENT PLAN

The Company administers a retirement savings plan for the benefit of its eligible employees and their beneficiaries under the provisions of Sections 401(a) and (k) of the Internal Revenue Code. Eligible employees may contribute a portion of their compensation to the plan, and the Company is permitted to make discretionary contributions as determined by the Board of Directors. For the Albuquerque unit, the Company contributes 25% of the first 6% contributed by employees. Company contributions on behalf of Albuquerque employees totaled \$35 thousand and \$34 thousand during the years ended September 30, 2013 and 2012. During 2012, the Company also made a one time contribution of 25% of the first 3% contributed by employees, totaling \$219 thousand.

NOTE 15—INCOME TAXES

Provisions for income taxes for the years ended September 30, 2013 and 2012 are summarized below:

Income Tax Provision	Years Ended	
	September 30, 2013	September 30, 2012
<i>(in thousands)</i>		<i>(restated)</i>
Current tax expense:		
State	\$ 209	\$ 205
Federal	(80)	216
Deferred tax expense:		
State	(557)	65
Federal	(5,094)	3,184
Provision/(benefit) for income taxes	\$ <u>(5,522)</u>	\$ <u>3,670</u>

Differences between the federal statutory rate and IEC's effective rates of tax for 2013 and 2012 are explained by the following reconciliation.

Taxes as Percent of Pretax Income	Years Ended	
	September 30, 2013	September 30, 2012
		<i>(restated)</i>
Federal statutory rate	(34.0) %	34.0 %
State income taxes, net of federal benefit	(2.3)	2.4
Increases in tax credits	(1.3)	(0.7)
IRS Audit	0.6	0.1
Other	0.3	(0.4)
Income tax provision/(benefit) as percent of pretax income	<u>(36.7) %</u>	<u>35.4 %</u>

The following table displays deferred tax assets/liability by category:

Deferred Income Taxes	September 30,	
	2013	2012
<i>(in thousands)</i>		<i>(restated)</i>
Deferred tax assets:		
Net operating loss carryforward	\$ 5,913	\$ 5,068
Alternative minimum tax credit carryforward	870	831
Depreciation and fixed assets	250	-
Amortization and impairment of intangibles	3,610	-
New York State investment tax & other credits	1,186	990
Inventories	737	535
Other	923	1,091
Total before allowance	13,489	8,515
Valuation allowance	(455)	(455)
Deferred tax assets, net	13,034	8,060
Deferred tax liability:		
Amortization and impairment of intangibles	-	(472)
Depreciation and fixed assets	-	(205)
Net deferred income taxes (current and deferred)	\$ 13,034	\$ 7,383

IEC has federal and state net operating loss carryforwards (“NOLs”) for income tax purposes of approximately \$16.2 million and \$26.1 million, respectively, at September 30, 2013, expiring mainly in years 2021 through 2025.

In addition, \$1.2 million of New York State investment tax and other credits are available to the Company as carryforwards, expiring in various years through 2028. These credits cannot be utilized until the New York net operating loss carryforward is exhausted. We have recorded a valuation allowance for these credits to the extent that we believe it is more likely than not that the tax benefit will not be realized. If the credits expire unused, the related deferred tax asset and offsetting valuation allowance will be reduced.

NOTE 16—MARKET SECTORS AND MAJOR CUSTOMERS

A summary of sales, according to the market sector within which IEC's customers operate, follows:

% of Sales by Sector	Three Months Ended		Years Ended	
	September 30, 2013	September 30, 2012	September 30, 2013	September 30, 2012
Military & Aerospace	49%	50%	51%	43%
Medical	20%	21%	20%	22%
Industrial	22%	22%	21%	25%
Communications & Other	9%	7%	8%	10%
	100%	100%	100%	100%

One individual customer in the Industrial sector represented 15% of sales for the year ended September 30, 2013. No other customers represented 10% or more of sales for the current period. Two individual customers represented 10% or more of sales for the year ended September 30, 2012: one customer in the Industrial sector represented 19% of sales and one customer in the Medical sector represented 15% of sales. Individual customers representing 10% or more of receivables accounted for 13% of outstanding balances at September 30, 2013 (one customer), and 10% of outstanding receivable balances at September 30, 2012 (one customer).

Credit risk associated with individual customers is periodically evaluated by analyzing the entity's financial condition and payment history. Customers generally are not required to post collateral.

NOTE 17—LITIGATION

As discussed in Note 2 to these consolidated financial statements, the Company restated its financial statements. In connection with the restatement, the Audit Committee conducted an independent review of the underlying facts and circumstances, and the Company is responding to a now formal investigation by the staff of the SEC relating to the restatement and other matters and an amended complaint in a now consolidated shareholder class action originally filed June 28, 2013 in the United States District Court, Southern District of New York, against the Company and its CEO and CFO seeking unspecified compensatory damages. While the Company believes the complaint is without merit, it is too early to determine the potential outcome.

From time to time, the Company may be involved in other legal actions in the ordinary course of its business, but management does not believe that any such other proceedings commenced through the date of these financial statements, individually or in the aggregate, will have a material adverse effect on the Company's financial position.

NOTE 18—COMMITMENTS AND CONTINGENCIES

Leases

The Company is obligated under non-cancelable operating leases, primarily for manufacturing equipment, buildings and office equipment. Leases for buildings occupied by IEC's businesses expire as follows: Celmet in July 2014 and SCB primarily in September 2018. These operating leases generally contain renewal options and require the Company to pay executory costs such as taxes, insurance and maintenance.

A summary of minimum lease obligations through the remainder of the lease terms follows:

<u>Future Rental Obligations</u>	<u>Contractual Lease Payments (1)</u> (thousands)
Twelve months ending September 30,	
2014	\$ 373
2015	320
2016	321
2017	281
2018	270

(1) The Celmet facility future lease payments that were due under its lease at September 30, 2013 have been excluded from the table above as the Company purchased the facility in November 2013. See Note 8, "Credit Facilities" for more information.

Rent expense was \$1.1 million and \$1.3 million for the years ended September 30, 2013 and 2012.

Purchase Commitments

During August 2011, one of IEC's operating units entered into a five-year agreement with one of its suppliers to purchase a minimum volume of materials in exchange for receiving favorable pricing on the unit's purchases. In the event the unit's cumulative purchases do not equal or exceed stated minimums, the supplier has a right to terminate the agreement and the IEC unit would be obligated to pay an early termination fee that declines from \$365 thousand to zero over the term of the agreement. As of the date of this Form 10-K, the company expects to exceed minimum purchase requirements under the agreement, thereby avoiding any termination fee.

NOTE 19—QUARTERLY FINANCIAL DATA (UNAUDITED)

The accompanying unaudited financial information for the three month periods specified below have been prepared in accordance with GAAP for interim financial information. In the opinion of management, all adjustments required for a fair presentation of the information have been made.

Key financial data for quarterly periods in fiscal years ended September 30, 2013 and 2012 as restated, is presented in the table below. For further information regarding the restatement, see Note 2 – Restatement of Consolidated Financial Statements.

It should be noted that quarterly amounts are rounded separately and as a result the sum of the quarterly amounts may not equal the computed amount for the full year.

	<u>Net Sales</u>	<u>Gross Profit</u>	<u>Net Income/(Loss)</u>	<u>Basic Earnings/ (Loss) Per Share</u>	<u>Diluted Earnings/ (Loss) Per Share</u>
	<i>(Unaudited; in thousands, except per share data)</i>				
<u>Fiscal Quarters</u>					
Fourth 2013	\$ 39,122	\$ 5,454	\$ (8,667)	\$ (0.89)	\$ (0.89)
Third 2013	35,154	5,159	382	0.04	0.04
Second 2013	33,681	2,899	(1,144)	(0.12)	(0.12)
First 2013, restated	32,989	4,165	(101)	(0.01)	(0.01)
Fourth 2012, restated	\$ 37,062	\$ 6,174	\$ 1,586	\$ 0.16	\$ 0.16
Third 2012, restated	36,022	6,852	1,843	0.19	0.18
Second 2012, restated	38,020	8,083	2,498	0.26	0.25
First 2012, restated	33,859	5,199	766	0.08	0.08

Item 9. CHANGES IN AND DISAGREEMENTS WITH ACCOUNTANTS ON ACCOUNTING AND FINANCIAL DISCLOSURE

Not applicable.

Item 9A. CONTROLS AND PROCEDURES

Evaluation of disclosure controls and procedures

IEC's management, with the participation of our Chief Executive Officer and Chief Financial Officer, evaluated the effectiveness of the design and operation of the Company's disclosure controls and procedures (as defined in Rules 13a-15(c) and 15d-15(c) under the Securities Exchange Act of 1934 (the "Exchange Act")) as of September 30, 2013, the end of the period covered by this Form 10-K. Based on that evaluation, our Chief Executive Officer and Chief Financial Officer concluded that as of September 30, 2013, the Company's disclosure controls and procedures were effective.

Subsequent to our original filing of our Annual Report on Form 10-K for the year ended September 30, 2012 ("Original 2012 10-K") and in connection with the restatement discussed elsewhere in this Form 10-K, management identified a material weakness in our internal control over financial reporting related to an error in accounting for work-in-process inventory, as described in Management's Report on Internal Control over Financial Reporting, below. As a result of this identification of a material weakness, IEC's management, with the participation of our Chief Executive Officer and Chief Financial Officer, reevaluated the effectiveness of the Company's disclosure controls and procedures as of September 30, 2012. Based on that reevaluation, our Chief Executive Officer and Chief Financial Officer concluded that our disclosure controls and procedures were not effective as of September 30, 2012, solely as a result of the material weakness described below.

Management's Report on Internal Control over Financial Reporting

Our management, under the supervision of our Chief Executive Officer and Chief Financial Officer, is responsible for establishing and maintaining adequate internal control over financial reporting, as defined in Exchange Act Rules 13a-15(f) and 15d-15(f). Our internal control system was designed to provide reasonable assurance regarding the reliability of financial reporting and the

preparation of financial statements for external purposes in accordance with generally accepted accounting principles in the United States of America. The Company's internal control over financial reporting includes those policies and procedures that:

- (i) pertain to the maintenance of records that, in reasonable detail, accurately and fairly reflect the transactions and asset dispositions of the Company;
- (ii) provide reasonable assurance that transactions are recorded as necessary to permit preparation of financial statements in accordance with generally accepted accounting principles, and that receipts and expenditures of the Company are being made only in accordance with authorizations of management and directors of the Company; and
- (iii) provide reasonable assurance regarding prevention or timely detection of unauthorized acquisition, use or disposition of the Company's assets that could have a material effect on financial statements.

Prior to the filing of our Original 2012 10-K, IEC's management, with the participation of our Chief Executive Officer and Chief Financial Officer, evaluated the effectiveness, as of September 30, 2012, of our internal control over financial reporting, based on the framework entitled "Internal Controls – Integrated Framework" issued by the Committee of Sponsoring Organizations of the Treadway Commission (COSO). Based on this evaluation, our management concluded that as of September 30, 2012, our internal control over financial reporting was effective.

Subsequent to the filing of Original 10-K and in connection with the restatement discussed in the Restated 10-K/A and elsewhere in this Form 10-K, management identified a material weakness in our internal control over financial reporting related to an error in accounting for work-in-process inventory. As a result of this identification of a material weakness, IEC's management, with the participation of our Chief Executive Officer and Chief Financial Officer, reevaluated the effectiveness of the Company's internal control over financial reporting as of September 30, 2012. Based on that reevaluation, our Chief Executive Officer and Chief Financial Officer concluded that the Company did not maintain effective internal control over financial reporting as of September 30, 2012.

A material weakness is a deficiency, or a combination of deficiencies, in internal control over financial reporting such that there is a reasonable possibility that a material misstatement of the Company's annual or interim financial statements will not be prevented or detected on a timely basis. The material weakness in our internal control over financial reporting resulted in the restatement of our fiscal 2012 financial statements included in our Restated 10-K/A and the restatement of our financial statements for the quarter ended December 28, 2012 included in our Restated 10-Q/A.

Management identified control deficiencies related to the Company's reconciliation and review of accounting for work-in-process inventory as well as financial review and analysis. These controls did not operate effectively at the Company's wholly owned subsidiary, Southern California Braiding, Inc. Specifically, the reconciliation of work-in-process inventory contained an error in capitalization of labor and overhead related to the stage of completion. In addition, reconciliation reviews did not detect the error. As a result, discrepancies accumulated in the inventory accounts, which resulted in material differences between costs capitalized for work-in-process inventory and cost of sales. These deficiencies resulted in material adjustments to inventory and cost of sales in the Company's consolidated financial statements for the fiscal year ended September 30, 2012 as well as the unaudited interim periods during fiscal 2012 and the first quarter of fiscal 2013 and aggregated to a material weakness.

To address this material weakness, we implemented certain remedial measures, including additional managerial reviews and documentation, specifically lower of cost or market analysis and review of other financial metrics and data to be performed at least quarterly. We continue to evaluate the remedial measures and the material weakness cannot be considered fully remediated until the applicable controls operate for a sufficient period of time and management has concluded, through testing, that these controls are operating effectively.

Neither the Restated 10-K/A nor this Form 10-K includes an attestation report of our registered public accounting firm regarding internal control over financial reporting because the Securities and Exchange Commission's rules regarding such attestations do not apply to smaller reporting companies.

Changes in internal control over financial reporting

As reported in our Original 2012 10-K the fiscal quarter ended September 30, 2012, there were no changes in our internal controls that materially affected, or are reasonably likely to materially affect, our internal control over financial reporting. However, the material weakness described above, which related to accounting for work-in-process inventory, was identified after the end of the period covered by the Original 2012 10-K. As described above, we have implemented certain measures subsequent to the period covered by the Original 2012 10-K to address this material weakness. No additional changes have been implemented during the period between filing the Original 2012 10-K and the filing of this Form 10-K.

Limitations on the effectiveness of control systems

IEC's management does not expect that our disclosure controls and internal controls will prevent all errors and fraud. Because of inherent limitations in any such control system (e.g. faulty judgments, human error, information technology system error, or intentional circumvention), there can be no assurance that the objectives of a control system will be met under all circumstances. Moreover, projections of any evaluation of effectiveness to future periods are subject to the risks that controls may become inadequate

because of changes in conditions, or that the degree of compliance with the policies or procedures may deteriorate. The benefits of a control system also must be considered relative to the costs of the system and management's judgments regarding the likelihood of potential events. In summary, there can be no assurance that any control system will succeed in achieving its goals under all possible future conditions, and as a result of these inherent limitations, misstatements due to error or fraud may occur and may or may not be detected.

Item 9B. OTHER INFORMATION

None.

PART III

Item 10. DIRECTORS, EXECUTIVE OFFICERS AND CORPORATE GOVERNANCE

The information required by this item is presented under the captions entitled "Election of Directors – Nominees for Election as Directors," "Section 16(a) Beneficial Ownership Reporting Compliance" and "Election of Directors – Corporate Governance and Board Matters" contained in IEC's definitive proxy statement issued in connection with the 2014 Annual Meeting of Stockholders (the "Proxy Statement") and is incorporated in this Form 10-K by reference thereto. The information regarding Executive Officers of the Registrant is found in Part I of this Form 10-K.

Item 11. EXECUTIVE COMPENSATION

The information required by this item is presented under the captions entitled "Compensation of Named Executive Officers and Directors" and "Election of Directors – Corporate Governance and Board Matters – Compensation Committee Interlocks and Insider Participation" contained in the Proxy Statement and is incorporated in this Form 10-K by reference thereto.

Item 12. SECURITY OWNERSHIP OF CERTAIN BENEFICIAL OWNERS AND MANAGEMENT AND RELATED STOCKHOLDER MATTERS

Except as set out below, the information required by this item is presented under the caption entitled "Security Ownership of Certain Beneficial Owners and Management" contained in the Proxy Statement and is incorporated in this Form 10-K by reference thereto.

The table that follows sets forth information concerning IEC's equity compensation plans as of September 30, 2013. Under the 2001 Plan, which expired in December 2011, the following types of equity awards were made: stock options; restricted stock; share-based compensation for outside directors; and other stock-based awards. Although no further awards may be made under the 2001 Plan, shares may continue to be issued under it in order to satisfy awards made prior to the 2001 Plan's expiration.

Under the 2010 Plan, which was approved by IEC's stockholders in January 2011, the following types of awards may be made: incentive stock options, nonqualified options, stock appreciation rights, restricted shares, restricted stock units, performance compensation awards, cash incentive awards, director stock and other equity-based and equity-related awards. All awards made since January 1, 2012 have been made under the 2010 Plan.

In addition to the above-named plans, IEC administers an employee stock purchase plan, which was approved by IEC's stockholders in February 2012.

Equity Compensation Plan Information

<u>Plan Category</u>	<u>Number of Shares to be Issued Upon Exercise of Outstanding Options, Warrants and Rights</u>	<u>Wgtd Average Exercise Price of Outstanding Options, Warrants and Rights</u>	<u>Number of Shares Remaining Available for Future Issuance Under Equity Compensation Plans (2)</u>
Equity compensation plans:			
Approved by stockholders	246,383 (1)	\$4.38	1,816,220
Not approved by stockholders	-	-	-
Total	<u>246,383</u>	<u>\$4.38</u>	<u>1,816,220</u>

(1) Represents shares issuable upon exercise of awards granted under the 2001 Plan, which was approved by IEC stockholders in February 2002 and terminated in December 2011, as well as awards granted under the 2010 Plan, which was approved by IEC stockholders in January 2011 and terminates in January 2021.

(2) Excludes shares reflected in first column. Includes shares remaining available for issuance under the 2010 Plan.

Item 13. CERTAIN RELATIONSHIPS AND RELATED TRANSACTIONS, AND DIRECTOR INDEPENDENCE

The information required by this item is presented under the captions "Certain Relationships and Related Person Transactions" and "Election of Directors – Corporate Governance and Board Matters – Director Independence" contained in the Proxy Statement and is incorporated in this Form 10-K by reference thereto.

Item 14. PRINCIPAL ACCOUNTANT FEES AND SERVICES

The information required by this item is presented under the caption "Ratification of Selection of the Company's Independent Registered Public Accounting Firm For Fiscal 2013" contained in the Proxy Statement and is incorporated in this Form 10-K by reference thereto.

PART IV

Item 15. EXHIBITS AND CONSOLIDATED FINANCIAL STATEMENT SCHEDULES

The following documents are filed as part of this Form 10-K:

Financial Statements

Reference is made to Item 8, "Financial Statements and Supplementary Data" of Part II of this Form 10-K. No financial statement schedules are required to be filed by Item 8 of Part II of this Form 10-K.

Exhibits

For the exhibits that are filed herewith or incorporated herein by reference, see the Index to Exhibits located immediately following the signature page to this Form 10-K. The Index to Exhibits is incorporated herein by reference.

SIGNATURES

Pursuant to the requirements of Section 13 or 15(d) of the Securities and Exchange Act of 1934, the Registrant has duly caused this report to be signed on its behalf by the undersigned, thereunto duly authorized.

Dated: December 24, 2013

IEC Electronics Corp.

By: /s/ W. Barry Gilbert

W. Barry Gilbert

Chief Executive Officer and Chairman of the Board

POWER OF ATTORNEY

KNOW ALL PERSONS BY THESE PRESENTS, that each person whose signature appears below constitutes and appoints, jointly and severally, W. Barry Gilbert and Vincent A. Leo, and each of them, as his/her true and lawful attorneys-in-fact and agents, each with full power of substitution, for him/her, and in his/her name, place and stead, in any and all capacities, to sign any amendments to this Report on Form 10-K, and to file the same, with Exhibits thereto and other documents in connection therewith, with the Securities and Exchange Commission, granting unto said attorneys-in-fact and agents, and each of them, full power and authority to do and perform each and every act and thing requisite or necessary to be done as fully to all intents and purposes as he/she might or could do in person, hereby ratifying and confirming all that said attorneys-in-fact and agents, or any of them, or their substitutes, may lawfully do or cause to be done by virtue hereof.

Pursuant to the requirements of the Securities Exchange Act of 1934, this report has been signed below by the following persons on behalf of the registrant and in the capacities and on the dates indicated.

<u>Signature</u>	<u>Title</u>	<u>Date</u>
/s/ W. Barry Gilbert ----- W. Barry Gilbert	Chief Executive Officer and Chairman of the Board (Principal executive officer and Director)	December 24, 2013
/s/ Vincent A. Leo ----- Vincent A. Leo	Chief Financial Officer (Principal financial and accounting officer)	December 24, 2013
/s/ Eben S. Moulton ----- Eben S. Moulton	Director	December 24, 2013
/s/ James C. Rowe ----- James C. Rowe	Director	December 24, 2013
/s/ Florence D. Hudson ----- Florence D. Hudson	Director	December 24, 2013
/s/ Jerold L. Zimmerman ----- Jerold L. Zimmerman	Director	December 24, 2013
/s/ Edward W. Kay, Jr. ----- Edward W. Kay, Jr.	Director	December 24, 2013

IEC ELECTRONICS CORP.
Form 10-K for Year Ended September 30, 2013
INDEX TO EXHIBITS

<u>Exhibit No.</u>	<u>Title</u>
2.1	Agreement and Plan of Merger by and among IEC Electronics Corp., VUT Merger Corp. and Val-U-Tech Corp. dated as of May 23, 2008 (incorporated by reference to Exhibit 10.1 to the Company's Quarterly Report on Form 10-Q for the quarter ended June 27, 2008)
2.2	Stock Purchase Agreement, dated December 16, 2009, by and among IEC Electronics Corp, Crane International Holdings, Inc. and General Technology Corporation (incorporated by reference to Exhibit 2.1 to the Company's Current Report on Form 8-K filed December 23, 2009)
2.3	Asset Purchase Agreement dated December 17, 2010 by and among CSCB, Inc., Southern California Braiding Co., Inc., Leo P. McIntyre, Trustee of the Exemption Trust Created Under The McIntyre Family Trust dated October 4, 1993 as Amended and Restated in its Entirety dated July 12, 2005, Leo P. McIntyre, Trustee of the McIntyre Survivor's Trust, Restatement dated June 13, 2006, Created under the McIntyre Family Trust dated October 4, 1993, Leo P. McIntyre and Craig Pfefferman, and executed by IEC Electronics Corp. solely as guarantor of certain obligations thereunder (incorporated by reference to Exhibit 2.1 to the Company's Current Report on Form 8-K filed December 23, 2010)
2.4	Agreement and Plan of Merger of IEC Electronics into DFT Holdings Corp. (incorporated by reference to Exhibit 3.3 to the Company's Registration Statement on Form S-1, Registration No. 33-56498)
3.1	Amended and Restated Certificate of Incorporation of DFT Holdings Corp. (incorporated by reference to Exhibit 3.1 to the Company's Registration Statement on Form S-1, Registration No. 33-56498)
3.2	Amended and Restated By-Laws of the Company as of October 1, 2010 (incorporated by reference to Exhibit 3.1 to the Company's Current Report on Form 8-K filed October 7, 2010)
3.4	Certificate of Merger of IEC Electronics Corp. into DFT Holdings Corp. - New York. (incorporated by reference to Exhibit 3.4 to the Company's Registration Statement on Form S-1, Registration No. 33-56498)
3.5	Certificate of Ownership and Merger merging IEC Electronics Corp. into DFT Holdings Corp. - Delaware (incorporated by reference to Exhibit 3.5 to the Company's Registration Statement on Form S-1, Registration No. 33-56498)
3.6	Certificate of Merger of IEC Acquisition Corp. into IEC Electronics Corp. (incorporated by reference to Exhibit 3.6 to the Company's Registration Statement on Form S-1, Registration No. 33-56498)
3.7	Certificate of Amendment of Certificate of Incorporation of IEC Electronics Corp. filed with the Secretary of State of the State of Delaware on Feb. 26, 1998 (incorporated by reference to Exhibit 3.1 to the Company's Quarterly Report on Form 10-Q for the quarter ended March 27, 1998)
3.8	Certificate of Designations of the Series A Preferred Stock of IEC Electronics Corp. filed with the Secretary of State of the State of Delaware on June 3, 1998 (incorporated by reference to Exhibit 3.8 of the Company's Annual Report on Form 10-K for the year ended September 30, 1998)
4.1	Specimen of Certificate for Common Stock (incorporated by reference to Exhibit 4.1 to the Company's Registration Statement on Form S-1, Registration No. 33-56498)
10.1	Amended and Restated Credit Facility Agreement, dated as of December 16, 2009, by and among IEC Electronics Corp. and Manufacturers and Traders Trust Company (incorporated by reference to Exhibit 10.1 to the Company's Current Report on Form 8-K filed December 23, 2009)
10.2	Amendment 1, dated as of February 26, 2010, to the Amended and Restated Credit Facility Agreement, dated as of December 16, 2009, by and among IEC Electronics Corp. and Manufacturers and Traders Trust Company (incorporated by reference to Exhibit 10.1 to the Company's Quarterly Report on Form 10-Q for the quarter ended March 26, 2010)

Exhibit No.	Title
10.3	Second Amended and Restated Credit Facility Agreement, dated as of July 30, 2010, by and among IEC Electronics Corp. and Manufacturers and Traders Trust Company (incorporated by reference to Exhibit 10.1 to the Company's Current Report on Form 8-K filed August 5, 2010)
10.4	Third Amended and Restated Credit Facility Agreement dated December 17, 2010 by and between IEC Electronics Corp. and Manufacturers and Traders Trust Company (incorporated by reference to Exhibit 10.1 to the Company's Current Report on Form 8-K filed December 23, 2010)
10.5	Letter Dated November 17, 2011 from Manufacturers and Traders Trust Company, accepted by IEC Electronics Corp., related to Third Amended and Restated Credit Agreement dated December 17, 2010 (incorporated by reference to Exhibit 10.1 to the Company's Current Report on Form 8-K filed November 21, 2011)
10.6	Fourth Amended and Restated Credit Facility Agreement, dated January 18, 2013, between IEC Electronics Corp. and Manufacturers and Traders Trust Company (incorporated by reference to Exhibit 10.1 to the Company's Quarterly Report on Form 10-Q for the quarter ended December 28, 2012)
10.7	ISDA Master Agreement dated January 18, 2013 between IEC Electronics Corp. and Manufacturers and Traders Trust Company (incorporated by reference to Exhibit 10.2 to the Company's Quarterly Report on Form 10-Q for the quarter ended December 28, 2012)
10.8	Schedule to ISDA Master Agreement dated January 18, 2013 between IEC Electronics Corp. and Manufacturers and Traders Trust Company (incorporated by reference to Exhibit 10.3 to the Company's Quarterly Report on Form 10-Q for the quarter ended December 28, 2012)
10.9	Confirmation of Swap Transaction between IEC Electronics Corp. and Manufacturers and Traders Trust Company entered into January 18, 2013 (incorporated by reference to Exhibit 10.4 to the Company's Quarterly Report on Form 10-Q for the quarter ended December 28, 2012)
10.10	First Amendment to Fourth Amended and Restated Credit Facility Agreement, dated as of May 15, 2013 by and between IEC Electronics Corp. and Manufacturers and Traders Trust Company (incorporated by reference to Exhibit 10.3 to the Company's Quarterly Report on Form 10-Q for the quarter ended March 29, 2013)
10.11	Second Amendment to Fourth Amended and Restated Credit Facility Agreement, dated as of August 6, 2013 by and between IEC Electronics Corp. and Manufacturers and Traders Trust Company (incorporated by reference to Exhibit 10.1 to the Company's Current Report on Form 8-K filed August 8, 2013)
10.12	Third Amendment to Fourth Amended and Restated Credit Facility Agreement, dated as of November 8, 2013 by and between IEC Electronics Corp. and Manufacturers and Traders Trust Company (incorporated by reference to Exhibit 10.1 to the Company's Current Report on Form 8-K filed November 19, 2013)
10.13	Fourth Amendment to Fourth Amended and Restated Credit Facility Agreement, dated as of December 13, 2013 by and between IEC Electronics Corp. and Manufacturers and Traders Trust Company (incorporated by reference Exhibit 10.1 to the Company's Current Report on Form 8-K filed December 19, 2013)
10.14*	Form of Indemnity Agreement between the Company and each of its directors and executive officers (incorporated by reference to Exhibit 10.2 to the Company's Quarterly Report on Form 10-Q for the quarter ended July 2, 1993)
10.15*	IEC Electronics Corp. 2001 Stock Option and Incentive Plan, as amended on February 4, 2009 (incorporated by reference to Exhibit 10.4 to the Company's Annual Report on Form 10-K for the year ended September 30, 2009)
10.16*	Form of Incentive Stock Option Agreement pursuant to 2001 Stock Option and Incentive Plan (incorporated by reference to Exhibit 10.5 to the Company's Annual Report on Form 10-K for the year ended September 30, 2009)
10.17*	Form of Outside Director Stock Option Agreement pursuant to 2001 Stock Option and Incentive Plan (incorporated by reference to Exhibit 10.6 to the Company's Annual Report on Form 10-K for the year ended September 30, 2009)
10.18*	Form of Restricted Stock Award Agreement pursuant to 2001 Stock Option and Incentive Plan (incorporated by reference to Exhibit 10.7 to the Company's Annual Report on Form 10-K for the year ended September 30, 2009)

<u>Exhibit No.</u>	<u>Title</u>
10.19*	IEC Electronics Corp. 2010 Omnibus Incentive Compensation Plan, as amended May 23, 2011 (incorporated by reference to Exhibit 10.12 to the Company's Annual Report on Form 10-K for the year ended September 30, 2011)
10.20*	Form of Incentive Stock Option Agreement pursuant to 2010 Omnibus Incentive Compensation Plan (incorporated by reference to Exhibit 10.12 to the Company's Annual Report on Form 10-K for the year ended September 30, 2012)
10.21*	Form of Employee Restricted Stock Agreement pursuant to 2010 Omnibus Incentive Compensation Plan (incorporated by reference to Exhibit 10.13 to the Company's Annual Report on Form 10-K for the year ended September 30, 2012)
10.22*	Form of Director Restricted Stock Agreement pursuant to 2010 Omnibus Incentive Compensation Plan (incorporated by reference to Exhibit 10.14 to the Company's Annual Report on Form 10-K for the year ended September 30, 2012)
10.23*	Employment Agreement between the Company and W. Barry Gilbert, effective April 24, 2009 (incorporated by reference to Exhibit 10.1 to the Company's Current Report on Form 8-K filed April 30, 2009)
10.24*	First Amendment, dated September 17, 2010 and effective October 1, 2010, to the Employment Agreement, dated April 24, 2009 between the Company and W. Barry Gilbert (incorporated by reference to Exhibit 10.1 to the Company's Current Report on Form 8-K filed October 1, 2010)
10.25*	Amended Salary Arrangement with Chief Executive Officer, effective November 1, 2011 (incorporated by reference to Exhibit 10.16 to the Company's Annual Report on Form 10-K for the year ended September 30, 2011)
10.26*	Amended and Restated Employment Agreement between the Company and W. Barry Gilbert dated December 16, 2013 (incorporated by reference to Exhibit 10.2 to the Company's Current Report on Form 8-K filed December 19, 2013)
10.27*	Offer of Employment Letter Agreement between the Company and Susan E. Topel-Samek dated May 19, 2010 (incorporated by reference to Exhibit 10.2 to the Company's Quarterly Report on Form 10-Q for the quarter ended June 25, 2010)
10.28*	Agreement and Release dated December 27, 2011 between the Company and Susan E. Topel-Samek (incorporated by reference to Exhibit 10.1 to the Company's Current Report on Form 8-K filed December 28, 2011)
10.29*	Salary Continuation and Non-Competition Agreement dated and effective as of October 1, 2010 between the Company and Jeffrey T. Schlarbaum (incorporated by reference to Exhibit 10.22 to the Company's Annual Report on Form 10-K for the year ended September 30, 2010)
10.30*	Salary Continuation and Non-Competition Agreement dated and effective as of October 1, 2010 between the Company and Donald S. Doody (incorporated by reference to Exhibit 10.23 to the Company's Annual Report on Form 10-K for the year ended September 30, 2010)
10.31*	IEC Electronics Corp. Management Deferred Compensation Plan, effective January 1, 2009 (incorporated by reference to Exhibit 10.21 to the Company's Annual Report on Form 10-K for the year ended September 30, 2009)
10.32*	IEC Electronics Corp. Management Deferred Compensation Plan, effective January 1, 2009 as amended March 29, 2013
10.33*	IEC Electronics Corp. Board of Directors Deferred Compensation Plan, effective January 1, 2009 (incorporated by reference to Exhibit 10.22 to the Company's Annual Report on Form 10-K for the year ended September 30, 2009)
10.34*	Engagement Letter dated December 28, 2011 between the Company and Inero and Company CPAs, P.C. (incorporated by reference to Exhibit 10.2 to the Company's Current Report on Form 8-K filed December 28, 2011)
10.35*	May 25, 2012 Letter amending Engagement Letter dated December 28, 2011 between the Company and Inero and Company CPAs, P.C. (incorporated by reference to Exhibit 10.1 to the Company's Current Report on Form 8-K filed on May 30, 2012)
10.36*	Amended Salary Arrangement with Executive Officers (incorporated by reference to Exhibit 10.4 to the Company's Quarterly Report on Form 10-Q for the quarter ended December 30, 2011)
10.37*	Summary of Management Incentive Plan for Fiscal 2012 (incorporated by reference to Exhibit 10.2 to the Company's Current Report on Form 8-K filed on May 30, 2012)

<u>Exhibit No.</u>	<u>Title</u>
10.38*	Summary of Long Term Incentive Plan for Fiscal 2012 (incorporated by reference to Exhibit 10.3 to the Company's Current Report on Form 8-K filed on May 30, 2012)
10.39*	Summary of Supplemental Compensation for Independent Directors (incorporated by reference to Exhibit 10.4 to the Company's Current Report on Form 8-K filed on May 30, 2012)
10.40*	Amended Salary Arrangement with Executive Officers (incorporated by reference to Exhibit 10.31 to the Company's Annual Report on Form 10-K for the year ended September 30, 2012)
10.41*	Summary of 2013 Management Incentive Plan (incorporated by reference to Exhibit 10.32 to the Company's Annual Report on Form 10-K for the year ended September 30, 2012)
10.42*	Summary of 2013 Long Term Incentive Plan (incorporated by reference to Exhibit 10.33 to the Company's Annual Report on Form 10-K for the year ended September 30, 2012)
10.43*	Summary of Modifications to Compensation for Independent Directors (incorporated by reference to Exhibit 10.34 to the Company's Annual Report on Form 10-K for the year ended September 30, 2012)
10.44*	Supplemental Salary Continuation and Non-Competition Agreement and Release of Claims, dated February 25, 2013, between IEC Electronics Corp. and Jeffrey T. Schlarbaum (incorporated by reference to Exhibit 10.1 to the Company's Quarterly Report on Form 10-Q for the quarter ended March 29, 2013)
10.45*	Restricted Stock Award Agreement Amendment 1, dated February 25, 2013, between IEC Electronics Corp. and Jeffrey T. Schlarbaum (incorporated by reference to Exhibit 10.2 to the Company's Quarterly Report on Form 10-Q for the quarter ended June 28, 2013)
10.46*	Salary Arrangements with Executive Officers (incorporated by reference to Exhibit 10.1 to the Company's Current Report on Form 8-K filed on November 20, 2013)
10.47*	Summary of Management Incentive Plan for Fiscal 2014 (incorporated by reference to Exhibit 10.2 to the Company's Current Report on Form 8-K filed on November 19, 2013)
10.48*	Summary of Long Term Incentive Plan for Fiscal 2014 (incorporated by reference to Exhibit 10.3 to the Company's Current Report on Form 8-K filed on November 19, 2013)
21.1	Subsidiaries of IEC Electronics Corp.
23.1	Consent of Independent Registered Public Accounting Firm
31.1	Certification of Chief Executive Officer Pursuant to Section 302 of the Sarbanes-Oxley Act of 2002
31.2	Certification of Chief Financial Officer Pursuant to Section 302 of the Sarbanes-Oxley Act of 2002
32.1	Certification of Chief Executive Officer and Chief Financial Officer Pursuant to Section 906 of the Sarbanes-Oxley Act of 2002
101	The following items from this Annual Report on Form 10-K formatted in Extensible Business Reporting Language: (i) Consolidated Balance Sheets, (ii) Consolidated Income Statements, (iii) Consolidated Statements of Changes in Stockholders' Equity, (iv) Consolidated Statements of Cash Flows, and (v) Notes to Consolidated Financial Statements.

*Management contract or compensatory plan or arrangement

Certification of Chief Executive Officer pursuant to Section 302 of the Sarbanes-Oxley Act of 2002

I, W. Barry Gilbert, certify that:

1. I have reviewed this report on Form 10-K for the fiscal year ended September 30, 2013 for IEC Electronics Corp.;
2. Based on my knowledge, this report does not contain any untrue statement of a material fact or omit to state a material fact necessary to make the statements made, in light of the circumstances under which such statements were made, not misleading with respect to the period covered by this report;
3. Based on my knowledge, the financial statements and other financial information included in this report fairly present in all material respects the financial condition, results of operations and cash flows of the registrant as of, and for, the periods presented in this report;
4. The registrant's other certifying officer and I are responsible for establishing and maintaining disclosure controls and procedures (as defined in Exchange Act Rules 13a-15(e) and 15d-15(e)) and internal control over financial reporting (as defined in Exchange Act Rules 13a-15(f) and 15d-15(f)) for the registrant and have:
 - a. designed such disclosure controls and procedures, or caused such disclosure controls to be designed under our supervision, to ensure that material information relating to the registrant, including its consolidated subsidiaries, is made known to us by others within those entities, particularly during the period in which this report is being prepared;
 - b. designed such internal control over financial reporting, or caused such internal control over financial reporting to be designed under our supervision, to provide reasonable assurance regarding the reliability of financial reporting and the preparation of financial statements for external purposes in accordance with generally accepted accounting principles;
 - c. evaluated the effectiveness of the registrant's disclosure controls and procedures and presented in this report our conclusions about the effectiveness of the disclosure controls and procedures, as of the end of the period covered by this report based on such evaluation; and,
 - d. disclosed in this report any change in the registrant's internal control over financial reporting that occurred during the registrant's most recent fiscal quarter that has materially affected, or is reasonably likely to materially affect, the registrant's internal control over financial reporting; and
5. The registrant's other certifying officer and I have disclosed, based on our most recent evaluation of internal control over financial reporting, to the registrant's auditors and the audit committee of registrant's board of directors (or persons performing the equivalent functions):
 - a. all significant deficiencies and material weaknesses in the design or operation of internal control over financial reporting which are reasonably likely to adversely affect the registrant's ability to record, process, summarize and report financial information; and
 - b. any fraud, whether or not material, that involves management or other employees who have a significant role in the registrant's internal control over financial reporting.

Dated: December 24, 2013

/s/ W. Barry Gilbert

 W. Barry Gilbert
 Chairman and Chief Executive Officer

Certification of Chief Financial Officer pursuant to Section 302 of the Sarbanes-Oxley Act of 2002

I, Vincent A. Leo, certify that:

1. I have reviewed this report on Form 10-K for the fiscal year ended September 30, 2013 for IEC Electronics Corp.;
2. Based on my knowledge, this report does not contain any untrue statement of a material fact or omit to state a material fact necessary to make the statements made, in light of the circumstances under which such statements were made, not misleading with respect to the period covered by this report;
3. Based on my knowledge, the financial statements and other financial information included in this report fairly present in all material respects the financial condition, results of operations and cash flows of the registrant as of, and for, the periods presented in this report;
4. The registrant's other certifying officer and I are responsible for establishing and maintaining disclosure controls and procedures (as defined in Exchange Act Rules 13a-15(e) and 15d-15(e)) and internal control over financial reporting (as defined in Exchange Act Rules 13a-15(f) and 15d-15(f)) for the registrant and have:
 - a. designed such disclosure controls and procedures, or caused such disclosure controls to be designed under our supervision, to ensure that material information relating to the registrant, including its consolidated subsidiaries, is made known to us by others within those entities, particularly during the period in which this report is being prepared;
 - b. designed such internal control over financial reporting, or caused such internal control over financial reporting to be designed under our supervision, to provide reasonable assurance regarding the reliability of financial reporting and the preparation of financial statements for external purposes in accordance with generally accepted accounting principles;
 - c. evaluated the effectiveness of the registrant's disclosure controls and procedures and presented in this report our conclusions about the effectiveness of the disclosure controls and procedures, as of the end of the period covered by this report based on such evaluation; and,
 - d. disclosed in this report any change in the registrant's internal control over financial reporting that occurred during the registrant's most recent fiscal quarter that has materially affected, or is reasonably likely to materially affect, the registrant's internal control over financial reporting; and
5. The registrant's other certifying officer and I have disclosed, based on our most recent evaluation of internal control over financial reporting, to the registrant's auditors and the audit committee of registrant's board of directors (or persons performing the equivalent functions):
 - a. all significant deficiencies and material weaknesses in the design or operation of internal control over financial reporting which are reasonably likely to adversely affect the registrant's ability to record, process, summarize and report financial information; and
 - b. any fraud, whether or not material, that involves management or other employees who have a significant role in the registrant's internal control over financial reporting.

Dated: December 24, 2013

/s/ Vincent A. Leo

Vincent A. Leo
Chief Financial Officer

Certification of Chief Executive Officer and Chief Financial Officer pursuant to 18 U.S.C. Section 1350 adopted pursuant to Section 906 of the Sarbanes-Oxley Act of 2002.

In connection with the annual report of IEC Electronics Corp., (the “Company”) on Form 10-K for the fiscal year ended September 30, 2013 as filed with the Securities and Exchange Commission on the day hereof (the “Report”), I, W. Barry Gilbert, Chief Executive Officer of the Company and Vincent A. Leo, Chief Financial Officer of the Company, certify, pursuant to 18 U.S.C. Section 1350, as adopted pursuant to Section 906 of the Sarbanes-Oxley Act of 2002, that:

1. The report fully complies with the requirements of Section 13(a) or 15(d) of the Securities Exchange Act of 1934; and
2. The information contained in the report fairly presents, in all material respects, the financial condition and results of operations of the Company.

Dated: December 24, 2013

/s/ W. Barry Gilbert

W. Barry Gilbert
Chairman and Chief Executive Officer

/s/ Vincent A. Leo

Vincent A. Leo
Chief Financial Officer

BOARD OF DIRECTORS

W. Barry Gilbert
Chairman of the Board and
Chief Executive Officer

Florence D. Hudson
Director, Corporate Strategy
IBM Corporation

Edward W. Kay, Jr.
Retired Partner
PricewaterhouseCoopers, LLP

Eben S. Moulton
Managing Partner
Seacoast Capital Corporation

James C. Rowe
President
Rowe and Company, LLC

Jerold L. Zimmerman
Chaired Professor
Simon School of Business
University of Rochester

OFFICERS

W. Barry Gilbert
Chairman of the Board and
Chief Executive Officer

Donald S. Doody
Executive Vice President

Vincent A. Leo
Chief Financial Officer

Beth Ela Wilkens
Corporate Secretary

Cautionary Statement/10-K Reports

In an effort to give investors a well-rounded view of trends and future opportunities, this report includes several forward-looking statements. Caution is advised in assessing these as they necessarily involve substantial uncertainty. Please review the detailed discussion of risks and uncertainties in our attached Annual Report on Form 10-K. Our 10-K reports are readily available on-line through our website at www.iec-electronics.com, or at www.sec.gov, or by addressing a written request to:

Vincent A. Leo, CFO
IEC Electronics Corp.
105 Norton Street
P.O. Box 271
Newark, NY 14513-0271

INVESTOR INFORMATION

Annual Meeting
9:00 a.m. Wednesday,
January 29, 2014 at IEC,
105 Norton St.
Newark, NY 14513

Change of Address, Lost Certificates and Ownership Transfers

Registrar and Transfer
Company
Shareholder Relations
10 Commerce Drive
Cranford, NJ 07016
Telephone: (800) 368-5948
www.rtco.com

Stock Market

Shares trade on the NYSE
MKT exchange under the
symbol IEC

Independent Accountants

EFP Rotenberg, LLP
280 Kenneth Drive
Suite 100
Rochester, NY 14623

Legal Counsel

Harris Beach PLLC
99 Garnsey Road
Pittsford, NY 14534

Investor Relations

John Nesbett
Institutional Marketing Services
51 Locust Avenue, Suite 204
New Canaan, CT 06840

Recent Awards



2010 Small Business
Sub-Contractor of the Year
Marshall Space Flight Center

Forbes®
**Best Small
Companies**
2012 – #6
2011 – #3
2009 – #29

The IEC Family of Companies



Absolutely, Positively, Perfect and On-Time™

IEC Electronics Corp.
IEC Wire and Cable
IEC Albuquerque
Southern California Braiding
IEC Celmet
DRTL