



Cue Energy Resources Limited

A.B.N. 45 066 383 971


Level 21
114 William Street
Melbourne Victoria 3000
Australia

Telephone: (03) 9670 8668
Facsimile: (03) 9670 8661
Email: mail@cuenrg.com.au
Website: www.cuenrg.com.au



10016350

9 September 2010



Securities & Exchange Commission
Judiciary Plaza,
450 Fifth Street
Washington DC 20549

SUPPL


Dear Sir/Madam,

Please see attached information furnished pursuant to Section 12g3-2(b).
Our file number is 82-34692.

Yours faithfully,

Andrew M Knox
Public Officer

Enc.



Cue Energy Resources Limited

Good Oil Conference

8 September 2010

It's all about performance



Cue Energy Resources Limited

DISCLAIMER & IMPORTANT NOTICE

Various statements in this document constitute statements relating to intentions, future acts and events. Such statements are generally classified as forward looking statements and involve known risks, expectations, uncertainties and other important factors that could cause those future acts, events and circumstances to differ from the way or manner in which they are expressly or impliedly portrayed herein. Some of the more important of these risks, expectations and uncertainties are pricing and production levels from the properties in which the Company has interests, and the extent of the recoverable reserves at those properties. In addition, the Company has a number of exploration permits. Exploration for oil and gas is expensive, speculative and subject to a wide range of risks. Individual investors should consider these matters in light of their personal circumstances (including financial and taxation affairs) and seek professional advice from their accountant, lawyer or other professional adviser as to the suitability for them of an investment in the Company.

Cue Energy Statistics

20 Largest Shareholders

Shareholder	Ordinary Shares	Percentage Held
Todd Petroleum Mining Company Limited	163,103,314	23.52%
UOB Kay Hian Private Limited	115,396,671	16.64%
Octanex NL	43,656,168	6.30%
Todd Tasman Oil Ltd	25,920,000	3.74%
Berne No 132 Nominees Pty Ltd	10,453,280	1.51%
Portfolio Securities Pty Ltd	10,000,000	1.44%
CIMB-GK Securities Pte Ltd	9,217,769	1.33%
Peter Neville Findlay + Richard Norman Martin	8,017,134	1.16%
JP Morgan Nominees Australia Limited	5,852,621	0.84%
The Albers Companies Incorporated	4,440,745	0.64%
Grizzley Holdings Pty Limited	4,312,604	0.62%
Ernest Geoffrey Albers	4,010,784	0.58%
ANZ Nominees Limited	4,004,969	0.58%
Colin Robert MacEwan & Bronwyn Beder	4,000,000	0.58%
Finot Pty Ltd	4,000,000	0.58%
Mr Neil Clifford Abbott & Gellert Ivanson Trustee	3,800,000	0.55%
SCF Pty Ltd	3,700,000	0.53%
Richard Tweedie	3,280,601	0.47%
Custodial Services Limited	3,193,225	0.46%
Adziel Pty Ltd	3,000,000	0.43%

Australian Registered Company

Shareholders	5,371
Listings	Australia, New Zealand, Papua New Guinea
Ordinary Shares	693,319,718
Top 20 Shareholders	434 Million (63%)
Market Capitalisation @ A29c	\$A200 Million
YTD Trading Range	19 – 32.5c
Average Daily Volume	600,000
Cash at 31 /08/2010	A\$ 38 Million
Project Loan 30/06/2010	US \$12 Million
Profit 30/06/2010	A\$ 27.5 Million
Employees	7

Top 2 Shareholders

Todd Petroleum	27%
Singapore Petroleum (Petrochina)	16.7%

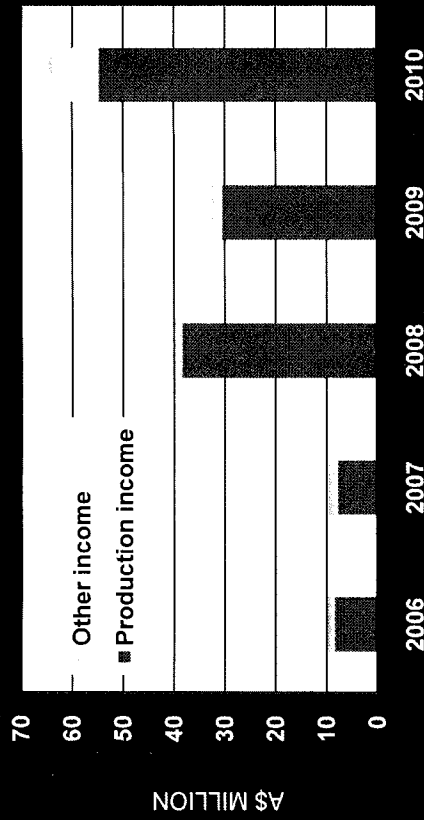


Cue Energy Resources Limited

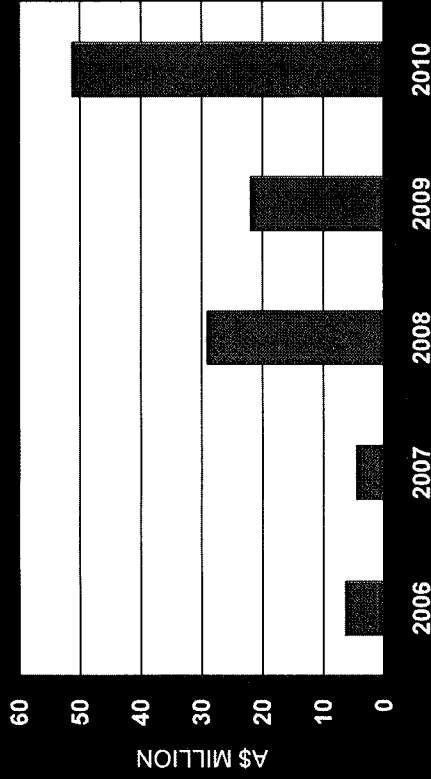
FINANCIAL SUMMARY



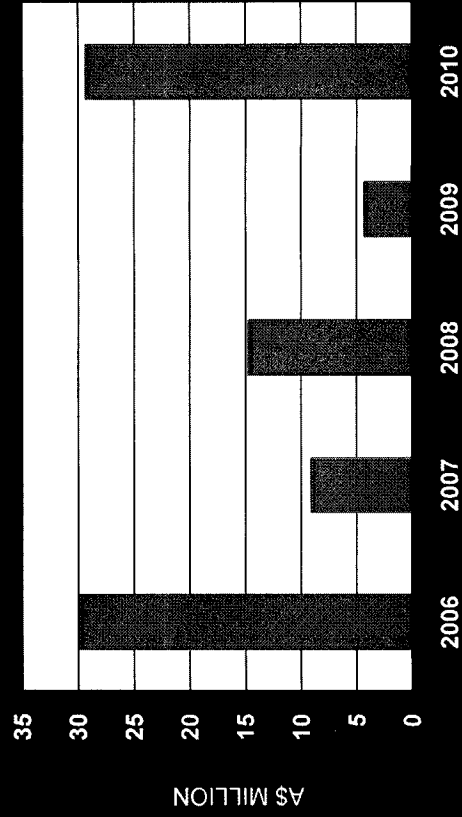
Income



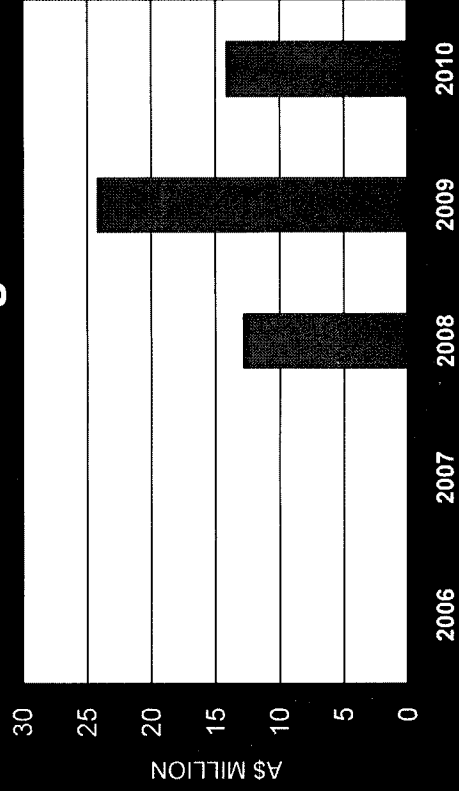
EBITDA



Cash Balance



Borrowings



(FISCAL YEAR)



Cue Energy Resources Limited

DIRECTORS & EXECUTIVES

RICHARD TWEEDIE, LL.B
Non-Executive Chairman
MD Todd Energy NZ
(27% of shares)

LEON MUSCA, LL.B
Non-Executive Director
Lawyer
(1.8% of shares)

STEVEN KOROKNAY, B Eng
Non-Executive Director
30 years experience
Joined Cue in 2009


BOB COPPIN, B Sc (Hons)
Chief Executive Officer
40 years experience, oil & gas
Joined Cue in 1994

ANDREW KNOX, B Com
Chief Financial Officer
24 years experience, oil & gas
Joined Cue in 1994

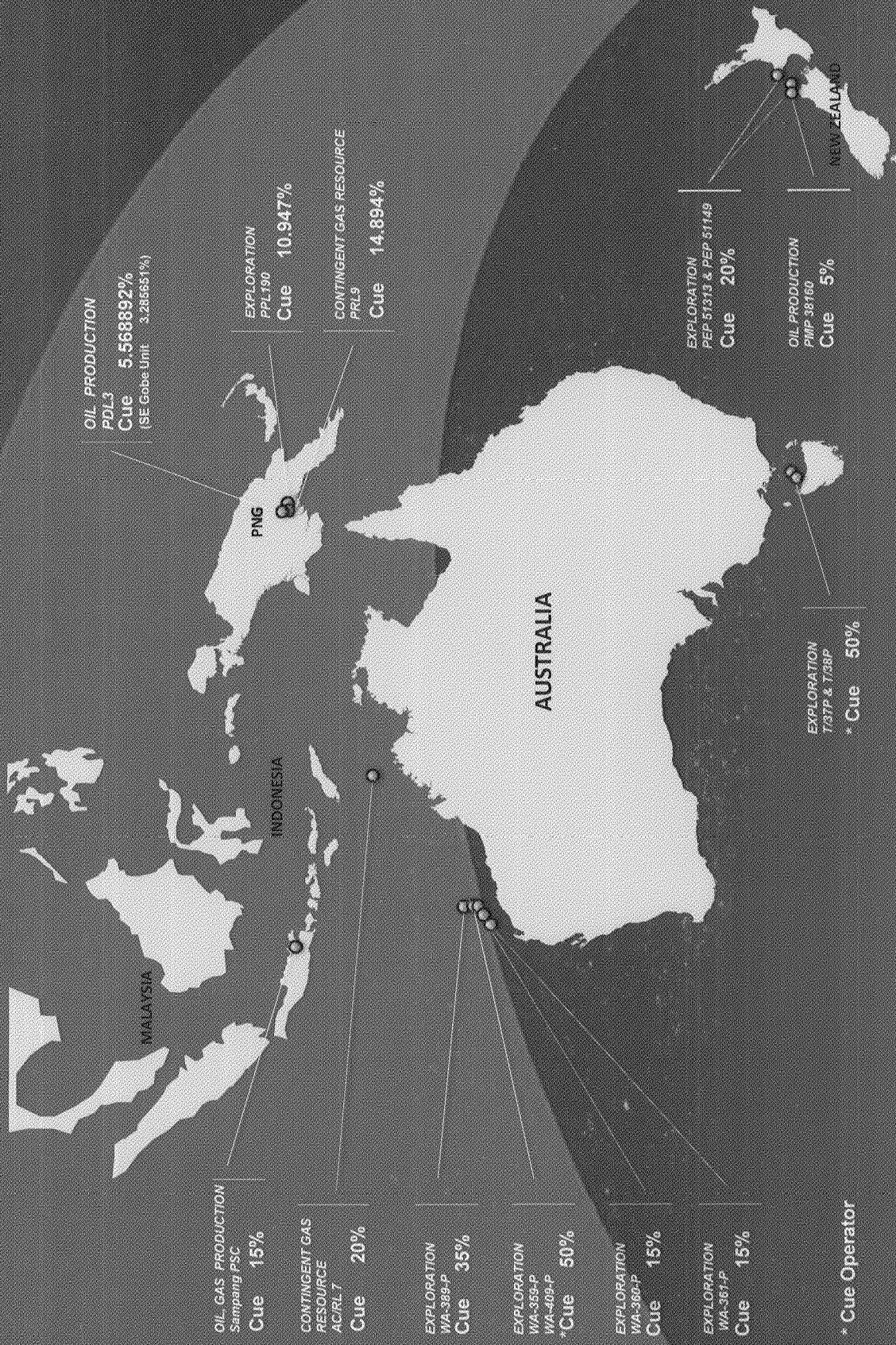
TERRY WHITE, B Sc (Hons)
Exploration Manager
29 years experience, oil & gas
Joined Cue in 2008

... 160+ years of combined oil & gas experience

Asset Location Map



Cue Energy Resources Limited




* Cue Operator

Hydrocarbon Inventory



Cue Energy Resources Limited


Oil Reserves



TOTAL Oil : 3.52 mmbbls

- 2.6 mmbbls (2P) Maari (NZ)
- 0.5 mmbbls (2P*) Manaia/ Maari Other (NZ)
- 0.3 mmbbls (2P*) Oyong (Indonesia)
- 0.12 mmbbls (2P) SE Gobe (PNG)

Gas Reserves/ Resources




TOTAL gas : 267 BCF
(45 mmbbls BOE)


- 120 BCF (2P†) Barikewa (PNG)
- 2.5 BCF (2P†) SE Gobe (PNG)
- 120 BCF (2P†) Cash-Maple (Australia)
- 12 BCF (2P†) Wortel (Indonesia)
- 12 BCF (2P) Oyong (Indonesia)

*Cue estimate
†2P equivalent
Volumes at 31/12/2009

Net 2P Production Forecast



Cue Energy Resources Limited



... large gas potential

Growth Path


...Australasian & SE Asian Focus

To develop a highly valued E & P company with market capitalisation greater than A\$ 1 Billion

Organic Growth

Acquisitions/Mergers

...balanced portfolio



PRODUCTION

3 fields

DEVELOPMENT

1 field


APPRAISAL

2 fields

EXPLORATION

9 areas

ONGOING




Cue Energy Resources Limited

Opportunities for Growth



Cue Energy Resources Limited



**LNG
SCALE GAS**

Carnarvon Basin
• Artemis
• Caterina

AC/RL7: Cash - Maple
PNG: Barikewa

Oil

NZ: PEP51313
• Matariki
• Te Whatu
• Pike

NZ: Maari
Indonesia: Oyong
PNG: SE Gobe

**Gas &
Condensate**

NZ: PEP51149
• Te Kiri
• Tohu

Indonesia: Wortel
PNG: SE Gobe

Indonesia: Oyong



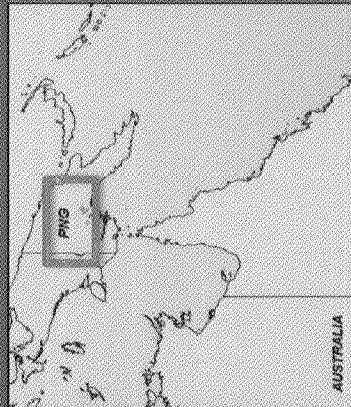
Cue Energy Resources Limited

PROJECTS






Papua New Guinea

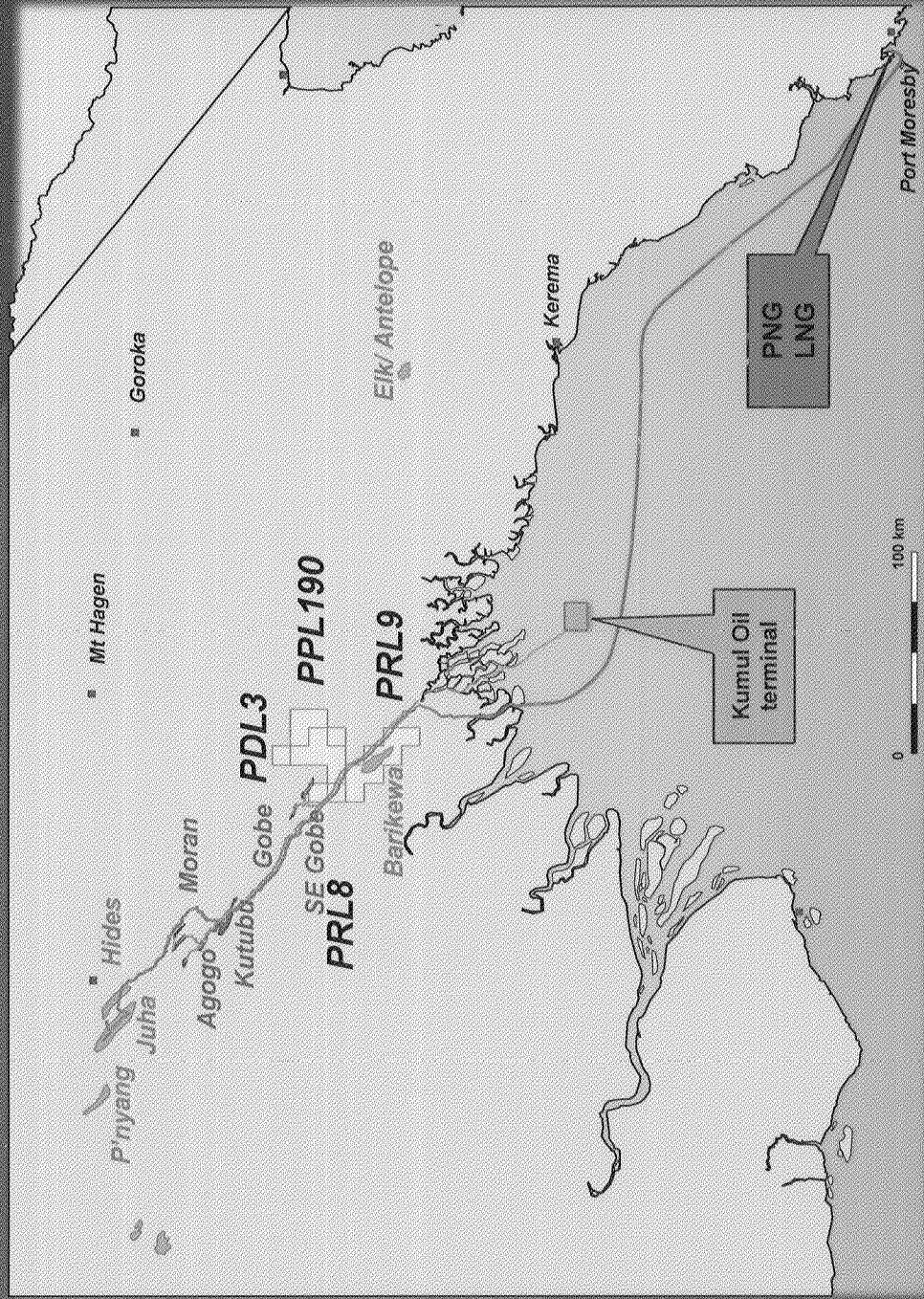


Cue Energy Resources Limited



Legend

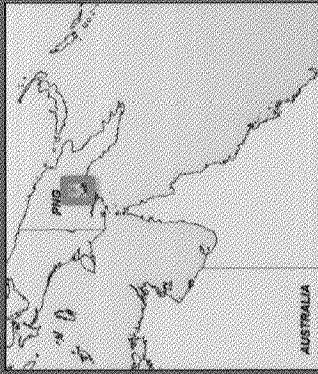
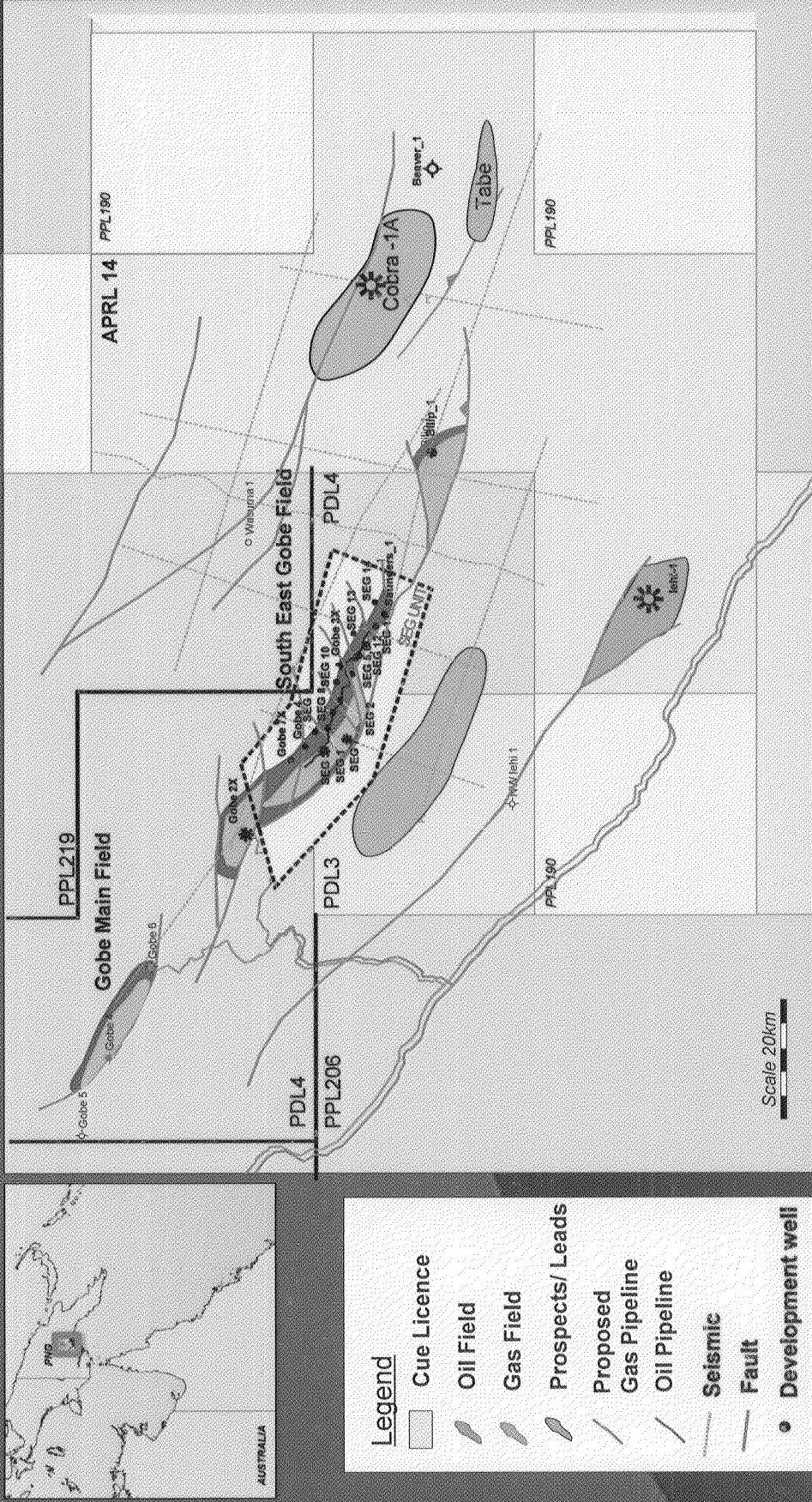
-  Cue Licence
-  Oil Fields
-  Gas Fields
-  Proposed Gas Pipeline
-  Oil Pipeline



South East Gobe Field - PNG



Cue Energy Resources Limited



Legend

- Cue Licence
- Oil Field
- Gas Field
- Prospects/ Leads
- Proposed Gas Pipeline
- Oil Pipeline
- Seismic
- Fault
- Development well

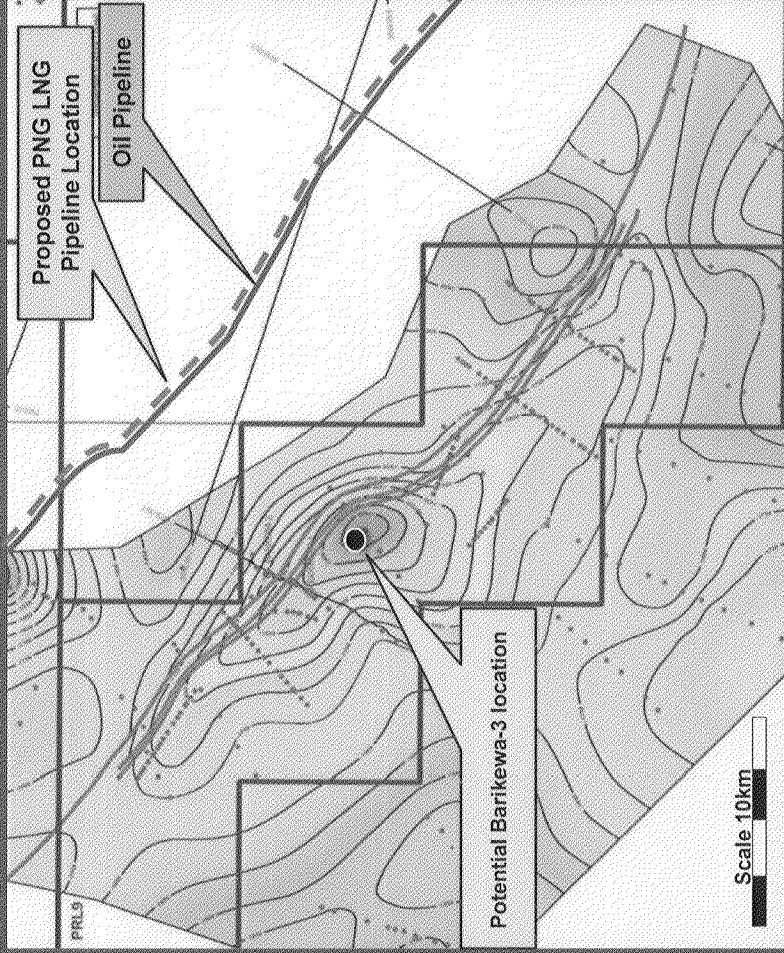
Scale 20km

...provides base income

PRL9 - Barikewa Gas Field



Cue Energy Resources Limited




- Barikewa is a potentially large resource
 - Toro and Hedinia (2P equiv) 700 BCF
 - Mean (all zones) 1.5 TCF
 - P₁₀ (all zones) 2.6 TCF

(Source – Oil Search 2009)
- Recently acquired 60km 2D seismic data over field
- Planning to drill Barikewa-3 appraisal well in 2011
- Potential to supply to PNG LNG

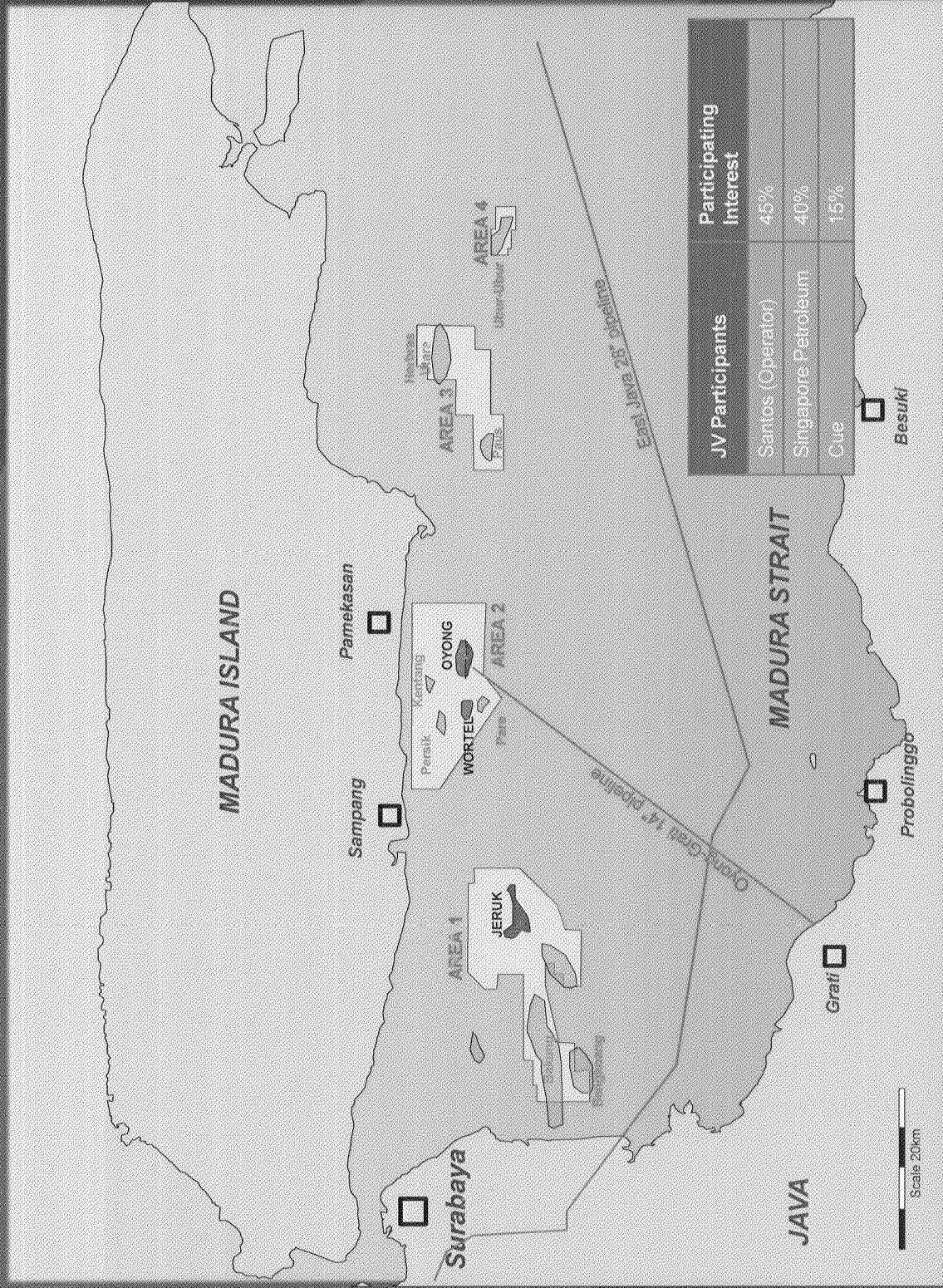
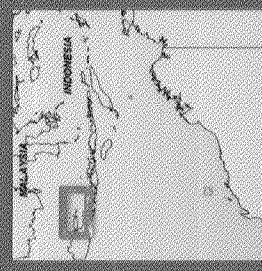
JV Participants	Participating Interest
Santos Ltd	42.553% (Operator)
Oil Search (PNG) Ltd	42.5536%
Cue PNG Ltd	14.894%

....adjacent to PNG LNG infrastructure

Sampang PSC – Indonesia



Cue Energy Resources Limited



JV Participants	Participating Interest
Santos (Operator)	45%
Singapore Petroleum	40%
Cue	15%

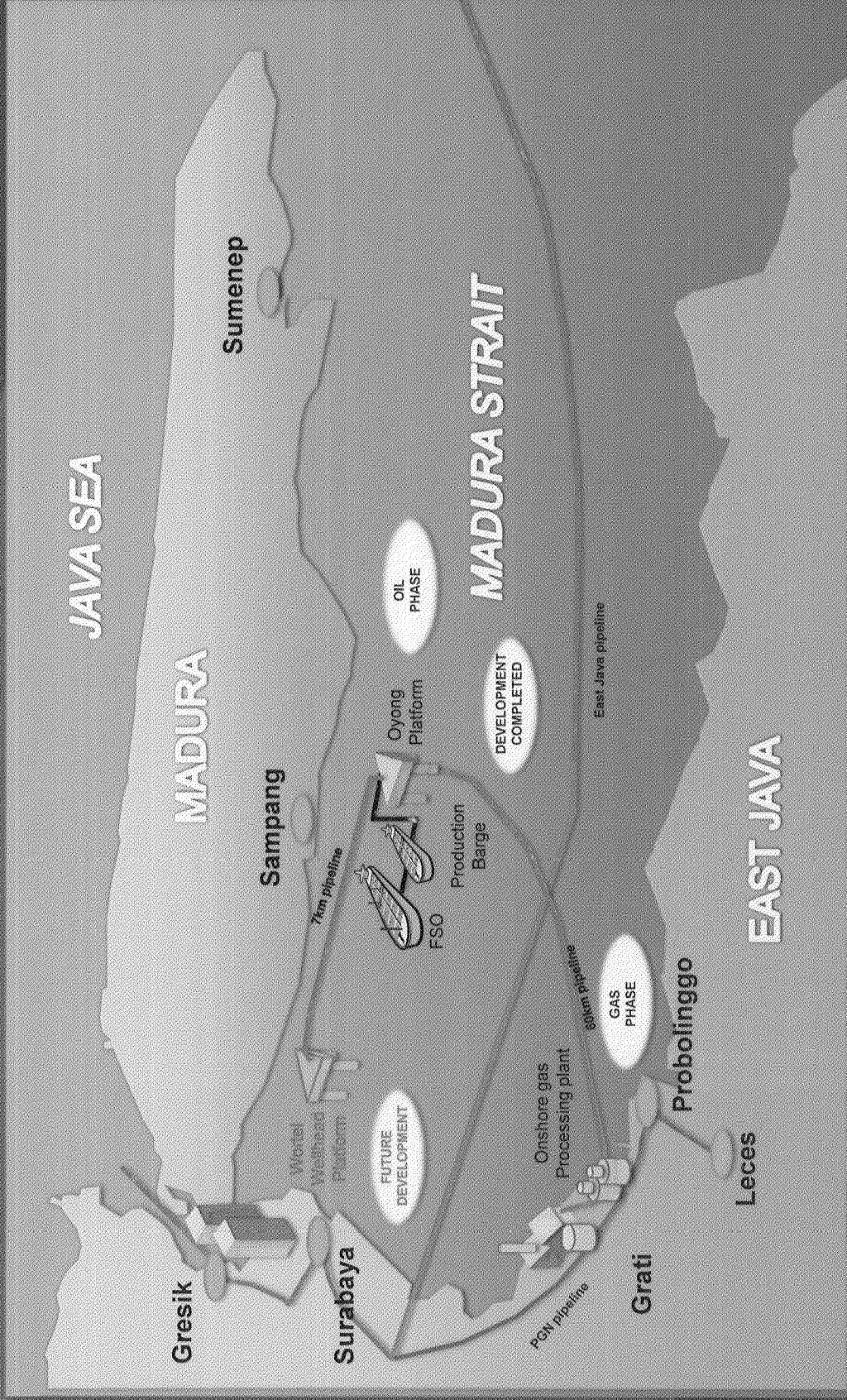
Legend

- Cue Contract
- Gas Field
- Oil Field
- Prospect
- Gas Pipeline

Oyong + Wortel Development



Cue Energy Resources Limited



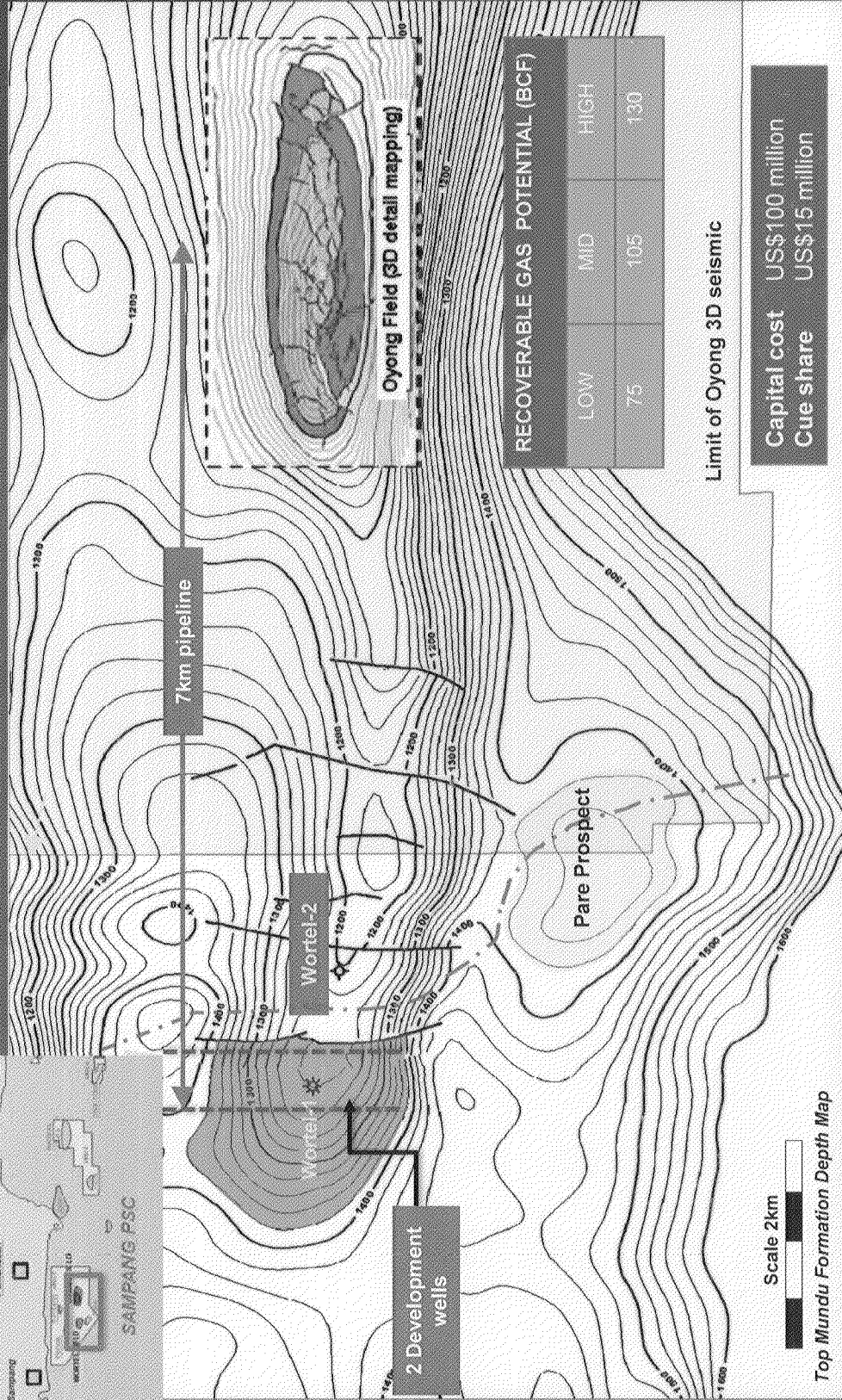
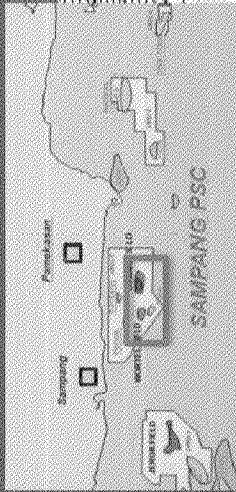
Source: Santos Ltd

....three stage development



Cue Energy Resources Limited

Wortel Gas Field

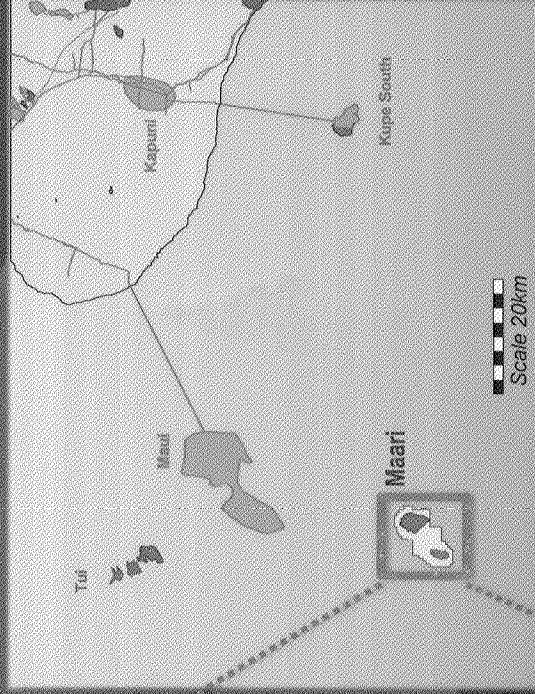
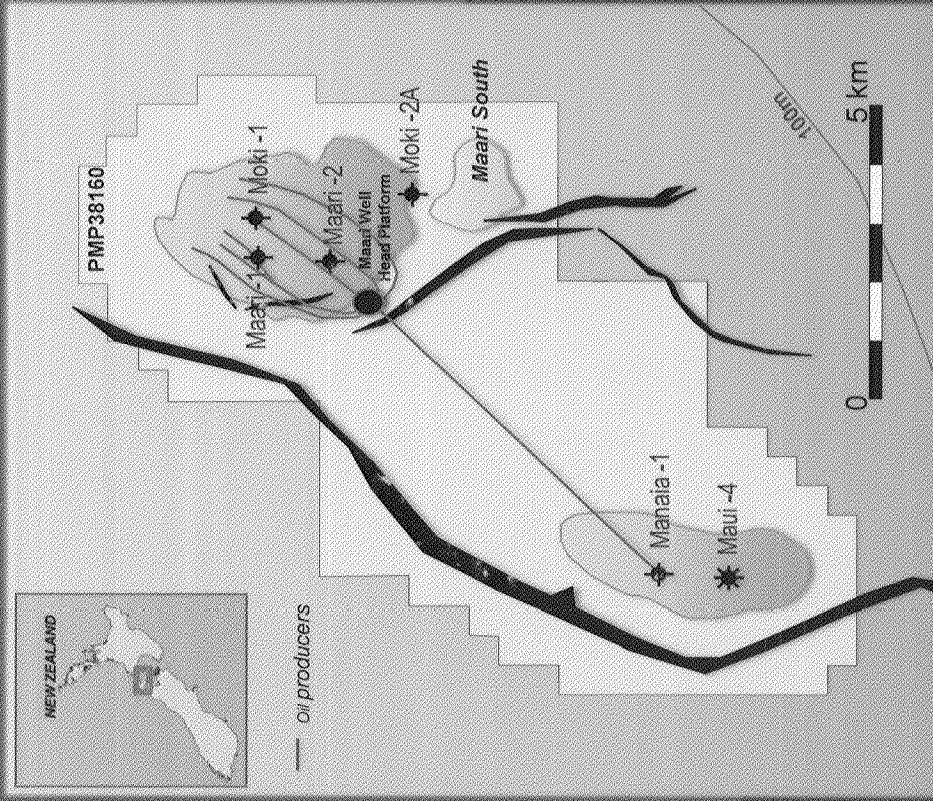


...tie to Oyong

New Zealand Maari Oil Field



Cue Energy Resources Limited



JV Participants	Participating Interest
OMV (Operator)	69%
Todd	15%
Horizon	10%
Cue	5%

...long term oil production

Maari Development Scheme



Cue Energy Resources Limited

Wellhead Platform



Floating Production Storage
Offloading (FPSO)



Production and
water injection wells

Subsea Production, Test,
Water Injection and Umbilical

Anchor chains

...facilities completed

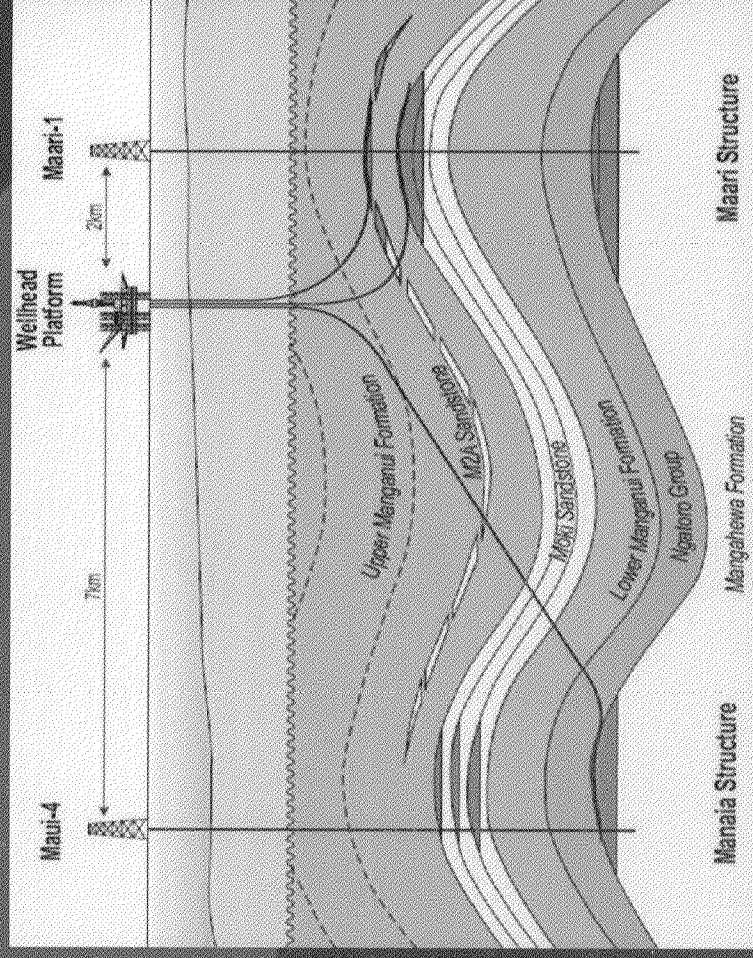
Maari Development

- Platform, FPSO, 7 oil wells, 3 water injectors
- First oil 1Q 2009, 9.2 million barrels produced
- Initial rate ~ 35,000 bopd
Cue share ~ 1,750 bopd
- Moki oil reserves ~ 60 million barrels*
Cue share ~ 3 million barrels*
- Area upside + 20 - 40 mmbbls*

* Cue estimate



Cue Energy Resources Limited



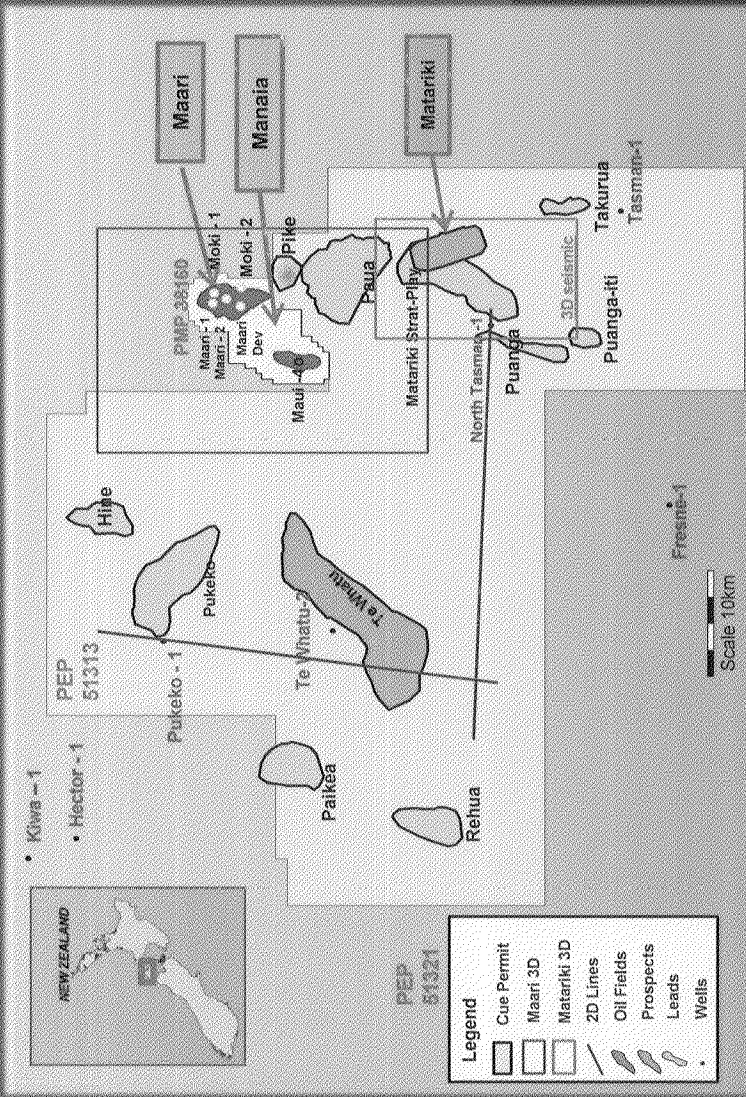
Source: Horizon

...substantial upside oil potential



Cue Energy Resources Limited

PEP 51313 - Matariki



- Matariki 3D acquisition completed
- Te Whatu 2D acquisition in early 2011

JV Participants	Participating Interest
Todd Exploration	50% (Operator)
Horizon Oil (New Zealand) Limited	30%
Cue Taranaki Pty Limited	20%

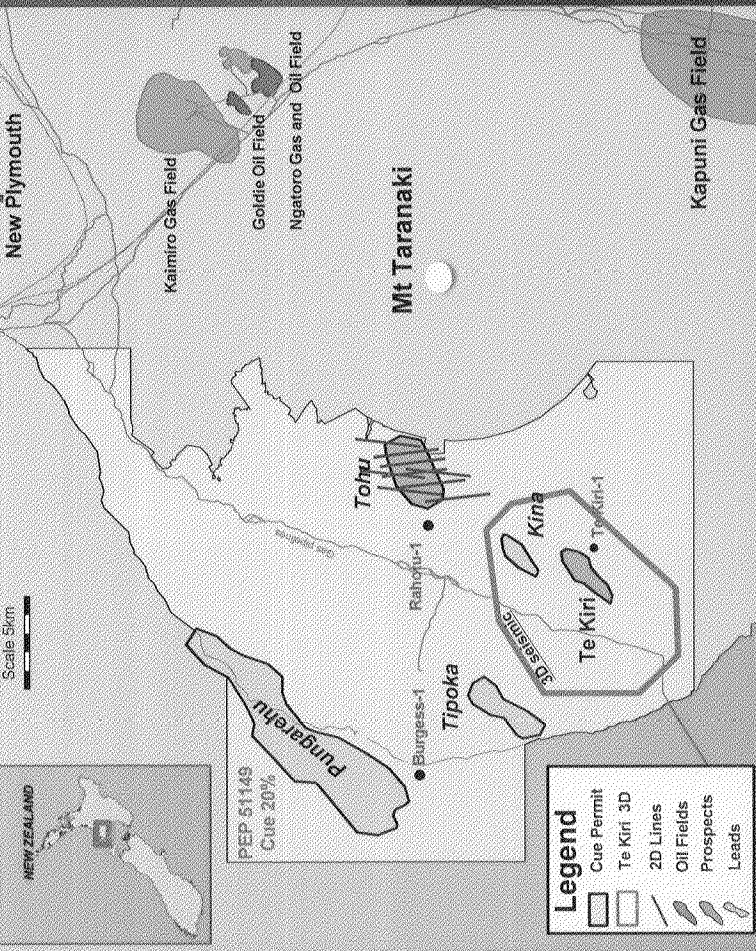
Source: Todd Petroleum 2010

	Oil in Place Mean (MMstb)	Oil Resource Mean (MMstb)	Solution Gas Mean (BCF)
Matariki structural	365	115	38
Matariki stratigraphic	366	116	140
Te Whatu	302	97	29
Pukeko	194	63	19
Pike	25	5	4

PEP 51149 – Te Kiri



Cue Energy Resources Limited




Source: Todd Petroleum 2009

- Drilling decision on Te Kiri in 3Q, 2010

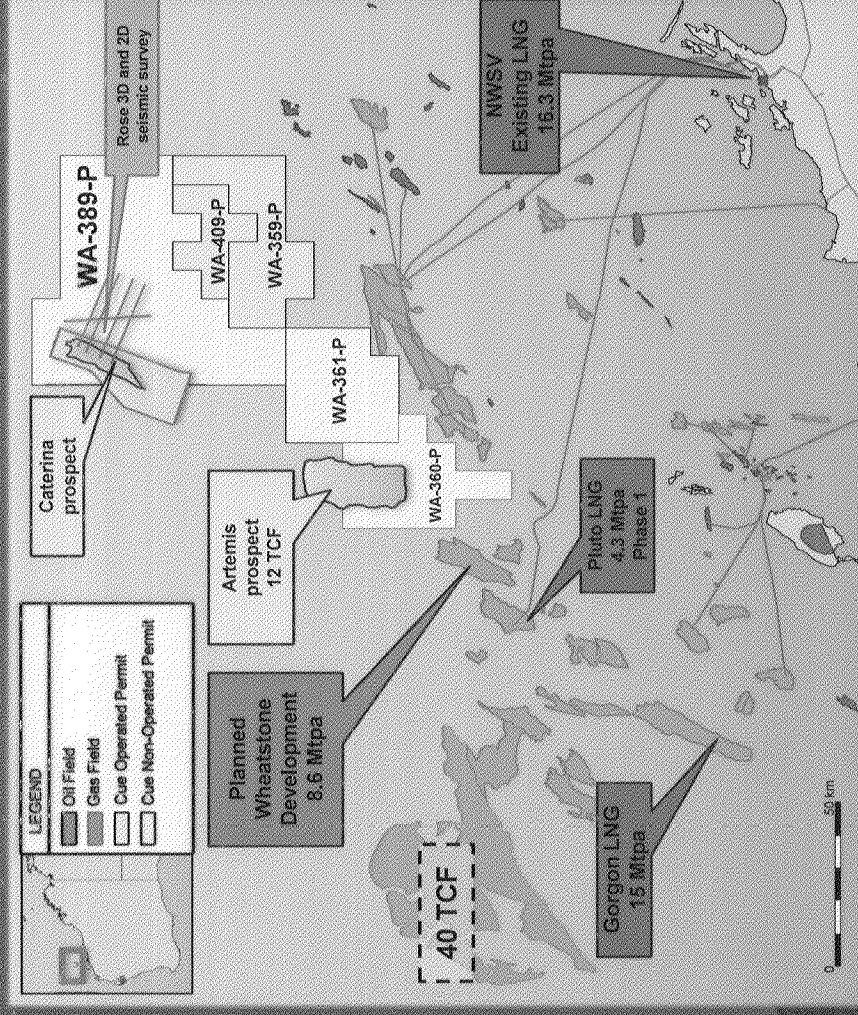
JV Participants	Participating Interest	Mean GIP (Bcf)	Mean Rec. Res. (Bcf)	Mean Cond. Res. (MMbbls)
Todd Exploration	40% (Operator)			
Mighty River Power Gas Investments Ltd	30%			
Cue Taranaki Pty Limited	20%			
Mosaic Oil Limited	10%			
Te Kiri prospect		272	168	5.6
Tohu lead		401	252	8.5
Pangerahu lead		1400	740	26

Australia

Carnarvon Basin Permits



Cue Energy Resources Limited



- 5 permits on trend with major discoveries and new developments
- Significant existing and planned LNG processing capacity in the region
- Possible 3rd party access
- **WA-360-P: Artemis -1**
 - 12 TCF potential
 - Cue 15% free carry
 - Drilling in 4Q 2010
- **WA-389-P: Caterina -1**
 - 3D seismic in 2010
 - Drilling in 2011

...large gas potential adjacent to LNG developments

WA-389-P: Prospects & Leads



- Farmout to Woodside
 - 1440km² new 3D seismic in 2010
 - Drill one well in 2011
- 8 large prospects and leads
- Cue retains 35% interest



PRIMARY TARGET POTENTIAL			
Gas-in-Place	Low (Tcf)	Mid (Tcf)	High (Tcf)
Caterina-1 Prospect	2.7	3.9	5.3
Rockpool lead	1.2	1.5	1.9
Ezard lead	0.5	1.6	10.9

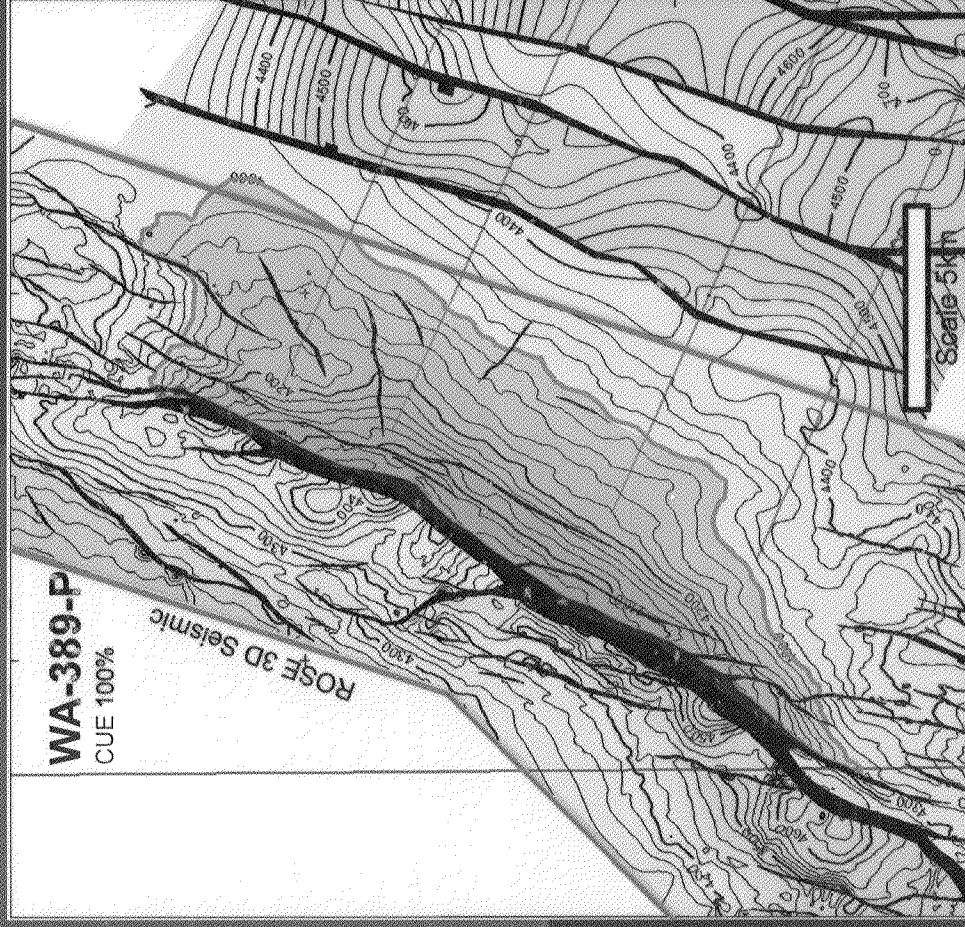
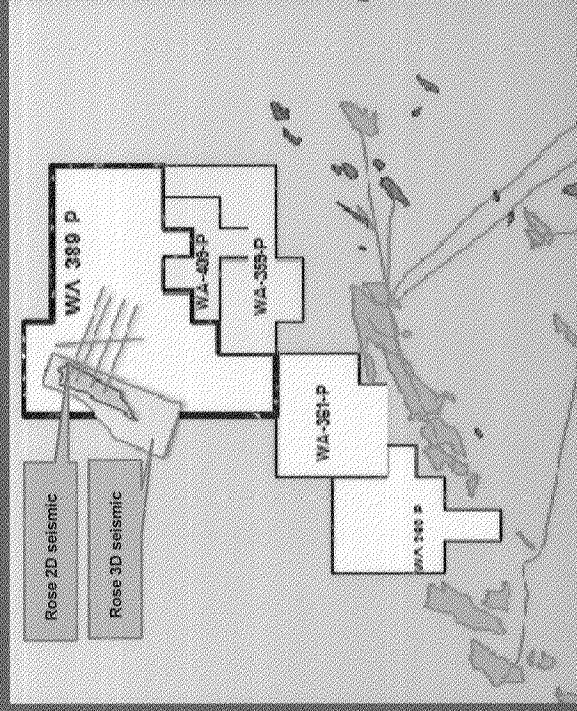
(upside in up to 3 other objectives)

...potential to supply an LNG development

WA-389-P: Caterina Prospect



Cue Energy Resources Limited




Near Top Mungaroo - Depth Map

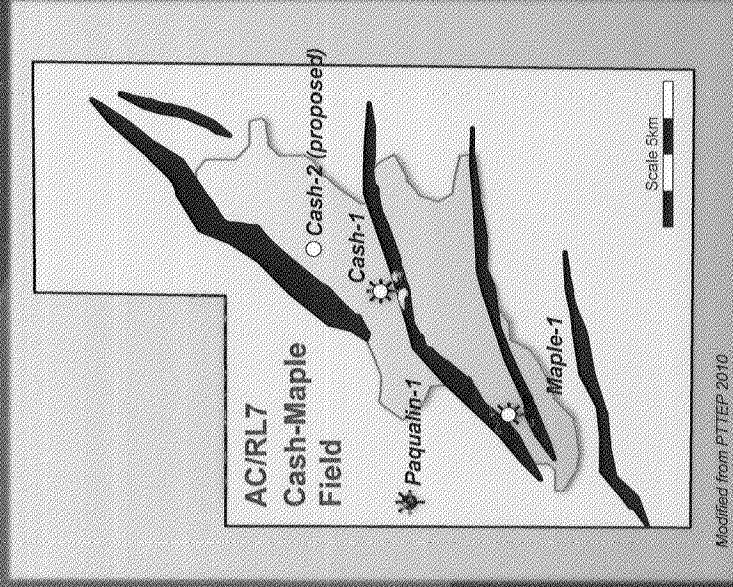
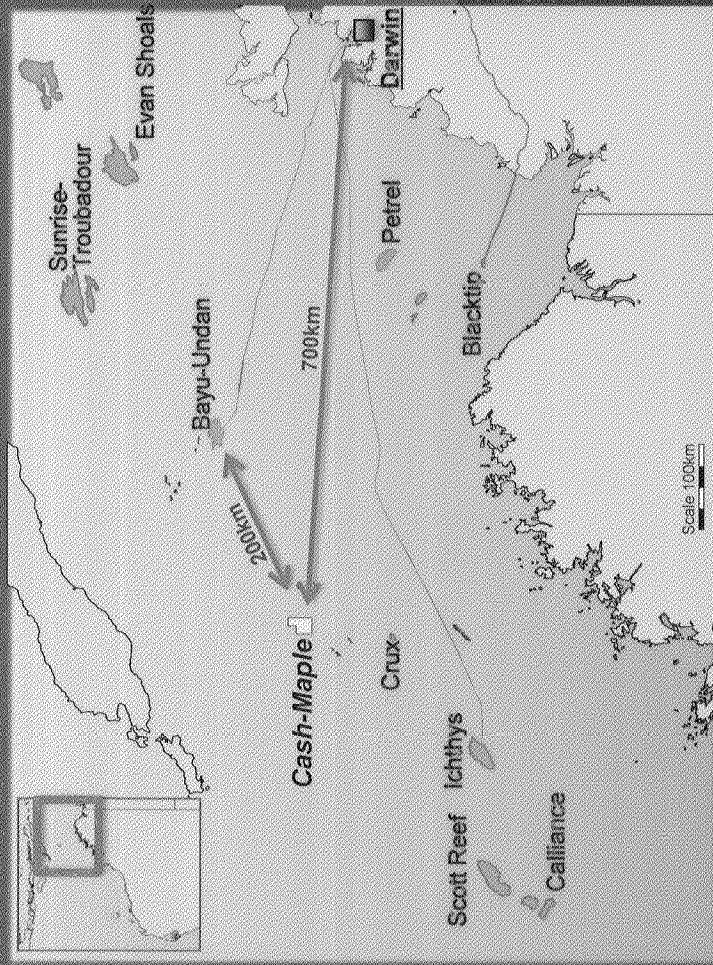
Caterina prospect

- Strong amplitude, AVO response
- Inversion study predicts 80% chance of gas
- Significant upside, P_{50} recoverable gas for all objectives is 8 TCF
- Water Depth 1100 metres
- Depth to primary target ~3000m below sea floor

AC/RL7 - Cash Maple Gas Field



Cue Energy Resources Limited



Recoverable gas (BCF) POTENTIAL		
1P equiv	2P equiv	3P equiv
290	640	1430

JV Participants	Participating Interest
Cue Energy Resources Ltd	20%
PTTEP	80%*

...future floating LNG potential



Cue Energy Resources Limited

SUMMARY

WHY INVEST IN CUE

Balanced portfolio

- Very large gas upside
- High potential exploration acreage
- Ongoing exploration drilling
- Appraisal drilling
- Oil production
- Gas production

It's all about performance