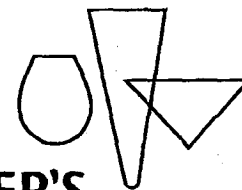


RECEIVED

2010 AUG 24 A 7:33

OFFICE OF INTERNAL SECURITY  
CORPORATE AFFAIRS



**FOSTER'S**  
GROUP



**ASX RELEASE**

**SUPPL**

**The following release was made to the  
Australian Securities Exchange Limited today:**

**"Christine Nixon resigns from Foster's Board"**

**Released: 20 August 2010**

**Pages: 2  
(including this page)**

**FILE NO: 082-01711**

*Foster's Group*

If you would prefer to receive this notification by email please reply to  
[jane.jamieson@fostersgroup.com](mailto:jane.jamieson@fostersgroup.com) or  
Ph: +61 3 8626 2105

**FOSTER'S GROUP**

77 Southbank Boulevard Southbank Victoria 3006 Australia GPO Box 753 Melbourne Victoria 3001  
Tel 61 3 9633 2000 Fax 61 3 9633 2002 Foster's Group Limited ABN 49 007 620 886 [www.fostersgroup.com](http://www.fostersgroup.com)

*Jane Jamieson*



20 August 2010

**CHRISTINE NIXON RESIGNS FROM FOSTER'S BOARD**

Christine Nixon has informed the Board of Foster's Group Limited (Foster's) of her intention to resign as a Non-executive Director with effect from 31 August 2010. Christine joined the Foster's Board in April this year and the Directors wish to sincerely thank her for her contribution over recent months.

---

**Further information:**

**Media**

Troy Hey  
Tel: +61 3 8626 2085  
Mob: +61 409 709 126

**Investors**

Chris Knorr  
Tel: +61 3 8626 2685  
Mob: +61 417 033 623

---

**FOSTER'S GROUP**

77 Southbank Boulevard Southbank Victoria 3006 Australia GPO Box 753 Melbourne Victoria 3001  
Tel 61 3 8626 2000 Fax 61 3 8626 2002 Foster's Group Limited ABN 49 007 620 886 [www.fostersgroup.com](http://www.fostersgroup.com)



## ASX RELEASE

**The following release was made to the  
Australian Securities Exchange Limited today:**

**"Response to ASX Price Query"**

**Released: 23 August 2010**

**Pages: 5  
(including this page)**

**FILE NO: 082-01711**

If you would prefer to receive this notification by email please reply to  
[jane.jamieson@fostersgroup.com](mailto:jane.jamieson@fostersgroup.com) or  
Ph: +61 3 8626 2105

---

**FOSTER'S GROUP**

77 Southbank Boulevard Southbank Victoria 3006 Australia GPO Box 753 Melbourne Victoria 3001  
Tel 61 3 9633 2000 Fax 61 3 9633 2002 Foster's Group Limited ABN 49 007 620 886 [www.fostersgroup.com](http://www.fostersgroup.com)

Paul Conroy  
Chief Legal Officer & Company Secretary



**FOSTER'S**  
GROUP

23 August 2010


Mr Dean Litis  
Principal Adviser Issuers (Melbourne)  
Australian Securities Exchange  
Level 45, South Tower  
Rialto  
525 Collins Street  
Melbourne Vic 3000  
(via email [dean.litis@asx.com.au](mailto:dean.litis@asx.com.au))

Dear Mr Litis

**Re: Price Query**

Thank you for your letter of 23 August 2010 received at 10.49am.

In response to the questions you have asked, we advise as follows (using your question numbers):

1. The Company is not aware of any unannounced information concerning it that explains the recent trading in the Company's securities. The Company notes this morning's press speculation in relation to a potential takeover bid;
  2. Not applicable;
  3. Aside from information already publicly released and the speculation referred to at 1. above, the Company is not aware of any other explanation that may explain today's price change and trading activity in its securities;
  4. There is no reason to think there will be a change in the operating results before abnormal items and income tax so that the figure for the financial year ended 30 June 2010 would vary from the previous corresponding period by more than 15%. The Company intends to release its financial results for the year ended 30 June 2010 tomorrow;
  5. The Company does not expect to record any material abnormal or extraordinary items for the year ended 30 June 2010 other than the expected non-cash impairment charge against its wine assets referred to in its ASX announcement on 26 May 2010; and
- 

**FOSTER'S GROUP LIMITED**

27 Southbank Boulevard Southbank Victoria 3006 Australia

Tel 61 3 8626 2659 Fax 61 3 8626 2070

Foster's Group Limited ABN 49 007 520 886 [www.fostersgroup.com](http://www.fostersgroup.com)

RECEIVED

6. I confirm that the Company is in compliance with the Listing Rules, and, in particular, Listing Rule 3.1.

Yours sincerely



Paul Conroy  
Chief Legal Officer and Company Secretary



ASX Compliance Pty Limited  
 ABN 26 087 780 485  
 Level 45  
 Rialto South Tower  
 525 Collins Street  
 Melbourne VIC 3000

GPO Box 1764  
 Melbourne VIC 3001

Telephone 61 3 9617 3200  
 Facsimile 61 3 9614 0503  
 www.asx.com.au

23 August 2010

Paul Conroy  
 Company Secretary  
 Foster's Group Limited

By email only

Dear Paul

**Foster's Group Limited ("Company")- Price Query**

We have noted a change in the price of the Company's securities from \$5.82 at the close of trading on 20 August 2010 to an intra-day high of \$6.19 at the time of writing today. We have also noted an increase in the volume of trading in the securities over this period.

In light of the price change and increase in volume, please respond to each of the following questions.

1. Is the Company aware of any information concerning it that has not been announced which, if known, could be an explanation for recent trading in the securities of the Company?

Please note that as recent trading in the Company's securities could indicate that information has ceased to be confidential, the Company is unable to rely on the exceptions to listing rule 3.1 contained in listing rule 3.1A when answering this question.

2. If the answer to question 1 is yes, can an announcement be made immediately? If not, why not and when is it expected that an announcement will be made?

Please note, if the answer to question 1 is yes and an announcement cannot be made immediately, you need to contact us to discuss this and you need to consider a trading halt (see below).

3. Is there any other explanation that the Company may have for the price change and increase in volume in the securities of the Company?
4. Is there any reason to think that there may be a change in the operating results before abnormal items and income tax so that the figure for the financial year ended 30 June 2010 would vary from the previous corresponding period by more than 15%? If so, please provide details as to the extent of the likely variation.
5. Is there any reason to think that the Company may record any material abnormal or extraordinary item for the financial year ended 30 June 2010? If so, please provide details.
6. Please confirm that the Company is in compliance with the listing rules and, in particular, listing rule 3.1.

**Australian Securities Exchange**

Australian Stock Exchange  
 Sydney Futures Exchange

Australian Clearing House  
 SFE Clearing Corporation

ASX Settlement and Transfer Corporation  
 Austraclear

Your response should be sent to me by e-mail at [dean.litis@asx.com.au](mailto:dean.litis@asx.com.au). It should not be sent to the Company Announcements Office.

Unless the information is required immediately under listing rule 3.1, a response is requested as soon as possible and, in any event, not later than 12.00 p.m. E.S.T. today Monday, 23 August 2010.

Under listing rule 18.7A, a copy of this query and your response will be released to the market, so your response should be in a suitable form and separately address each of the questions asked. If you have any queries or concerns, please contact me immediately.

### Listing rule 3.1

Listing rule 3.1 requires an entity to give ASX immediately any information concerning it that a reasonable person would expect to have a material effect on the price or value of the entity's securities. The exceptions to this requirement are set out in listing rule 3.1A.

In responding to this letter you should consult listing rule 3.1 and Guidance Note 8 – Continuous Disclosure: listing rule 3.1.

If the information requested by this letter is information required to be given to ASX under listing rule 3.1 your obligation is to disclose the information immediately.

Your responsibility under listing rule 3.1 is not confined to, or necessarily satisfied by, answering the questions set out in this letter.

### Trading halt

If you are unable to respond by the time requested, or if the answer to question 1 is yes and an announcement cannot be made immediately, you should consider a request for a trading halt in the Company's securities. As set out in listing rule 17.1 and Guidance Note 16 – Trading Halts we may grant a trading halt at your request. We may require the request to be in writing. We are not required to act on your request. You must tell us each of the following.

- The reasons for the trading halt.
- How long you want the trading halt to last.
- The event you expect to happen that will end the trading halt.
- That you are not aware of any reason why the trading halt should not be granted.
- Any other information necessary to inform the market about the trading halt, or that we ask for.

The trading halt cannot extend past the commencement of normal trading on the second day after the day on which it is granted. If a trading halt is requested and granted and you are still unable to reply to this letter before the commencement of trading, suspension from quotation would normally be imposed by us from the commencement of trading if not previously requested by you. The same applies if you have requested a trading halt because you are unable to release information to the market, and are still unable to do so before the commencement of trading.

If you have any queries regarding any of the above, please let me know.

Yours sincerely

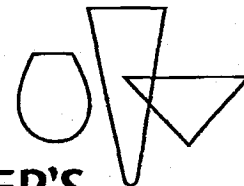
[Sent electronically, without signature]

Dean Litis  
Principal Adviser  
Issuers, Melbourne

RECEIVED

2010 AUG 24 A 7:33

OFFICE OF INTERNATIONAL  
CORPORATE FINANCE



**FOSTER'S**  
GROUP

## ASX RELEASE

**The following release was made to the  
Australian Securities Exchange Limited today:**

**"Notice of Initial Substantial Holder (Deutsche Bank AG)"**

**Released: 19 August 2010**

**Pages: 34  
(including this page)**

**Note: Part 2 of the release is available on the Foster's Group Limited  
website under ASX Announcements (an additional 150 pages)**

**FILE NO: 082-01711**

If you would prefer to receive this notification by email please reply to  
[jane.jamieson@fostersgroup.com](mailto:jane.jamieson@fostersgroup.com) or  
Ph: +61 3 8626 2105

### **FOSTER'S GROUP**

77 Southbank Boulevard Southbank Victoria 3006 Australia GPO Box 753 Melbourne Victoria 3001  
Tel 61 3 9633 2000 Fax 61 3 9633 2002 Foster's Group Limited ABN 49 007 620 886 [www.fostersgroup.com](http://www.fostersgroup.com)



## FACSIMILE

Deutsche Bank



To Company Secretary  
Foster's Group Limited

Fax (03) 8626 2002

cc Company Announcements Office  
Australian Securities Exchange  
(via ASX Online or fax 1900 999 279)

From Fonnle Mak

Date 18 August 2010

Deutsche Bank AG  
ABN 13 064 165 162  
Divisional Functions  
Deutsche Bank Place  
Level 16, corner of Hunter & Phillip Streets  
Sydney NSW 2000 Australia  
GPO Box 7033 Sydney NSW 2001

Tel: 61 2 8258 1234  
Fax: 61 2 8258 2223  
Direct: 61 2 8258 2703

Subject Substantial Shareholder Notice

Total Pages 33 (including this page)

If you do not receive all the pages, please telephone immediately.

This facsimile is intended only for the individual or entity named above and may contain information that is confidential and privileged. If you are not the intended recipient you must not use, distribute or copy this facsimile. If you have received this facsimile in error, please notify us immediately by telephone and destroy the original. Thank you.

Please find attached a copy of the Substantial Holding Notice we have lodged today with the ASX.

The originals were posted to you today.

Kind Regards

Fonnle Mak  
Vice President  
Compliance Central Services  
Positions Reporting & Monitoring

**Form 603**  
Corporations Act  
Section 671B

**Notice of Initial substantial holder**

To: **Foster's Group Limited**  
**77 Southbank Boulevard**  
**Southbank**  
**Melbourne**  
**VIC 3006**

ABN 49 007 620 886

To: **ASX Limited**

**1. Details of substantial shareholder**

Name and ABN Deutsche Bank AG (ABN 13 064 165 162) and its related bodies corporate (together, the "Deutsche Bank Group" became a substantial shareholder on **16 August 2010**.

**2. Details of voting power**

The total number of votes attached to all the voting shares in the company or voting interests in the scheme that the substantial holder or an associate had a relevant interest in on the date of the substantial holder became a substantial holder are as follows:

Class of securities	Number of securities	Person's votes	Voting power
Ordinary shares	96,297,350	96,297,350	4.99%
Ordinary shares in which a derivative interest is held	Not applicable	337,017	0.02%
<b>Total</b>		<b>96,634,367</b>	<b>5.01%</b>

**3. Details of relevant interests**

The nature of the relevant interest the substantial holder or an associate had in the following voting securities on the date the substantial holder became a substantial holder are as follows:

Holder of relevant interest	Nature of relevant interest	Class and number of securities (ordinary shares unless stated)
Deutsche Securities Australia Limited and each of its holding companies in the Deutsche Bank Group.	In its capacity as stockbroker, stock borrower, stock lender and in various other related capacities.	95,551,295
	Each holding company of Deutsche Securities Australia Limited, including Deutsche Bank, is deemed to have the same relevant interest.	337,017 ordinary shares in which a derivative interest is held
Deutsche Bank AG London Branch or other foreign member of the group and each of their holding companies in the Deutsche Bank Group.	In its capacity as stockbroker, stock borrower, stock lender, and in various other related capacities.	48,619
	Each holding company of Deutsche Bank AG London Branch or other relevant foreign member of the Deutsche Bank Group, including Deutsche Bank, is deemed to have the same relevant interest.	

Holder of relevant interest	Nature of relevant interest	Class and number of securities (ordinary shares unless stated)
Abbey Life Assurance Company Limited or other foreign members of the group and each of their holding companies in the Deutsche Bank Group.	In its capacity as Principal or in various other related capacities.	358,570
Deutsche Investment Management Americas Inc or other foreign members of the group and each of their holding companies in the Deutsche Bank Group.	In its capacity as investment manager or in various other related capacities.  Each holding company of Deutsche Investment Management Americas Inc or other relevant foreign member of the Deutsche Bank Group, including Deutsche Bank, is deemed to have the same relevant interest.	144,573
DWS Investment S.A. Luxemburg or other foreign members of the group and each of their holding companies in the Deutsche Bank Group	In its capacity as investment manager or in various other related capacities.  Each holding company of DWS Investment S.A. Luxemburg or other relevant foreign member of the Deutsche Bank Group, including Deutsche Bank, is deemed to have the same relevant interest.	1,556
Deutsche Asset Management Investmentgesellschaft mbH or other foreign members of the group and each of their holding companies in the Deutsche Bank Group	In its capacity as investment manager or in various other related capacities.  Each holding company of Deutsche Asset Management Investmentgesellschaft mbH or other relevant foreign member of the Deutsche Bank Group, including Deutsche Bank, is deemed to have the same relevant interest.	39,580
Deutsche Asset Management International GmbH or other foreign members of the group and each of their holding companies in the Deutsche Bank Group.	In its capacity as investment manager or in various other related capacities.  Each holding company of Deutsche Asset Management International GmbH or other relevant foreign member of the Deutsche Bank Group, including Deutsche Bank, is deemed to have the same relevant interest.	40,581
DWS Investment GmbH or other foreign members of the group and each of their holding companies in the Deutsche Bank Group	In its capacity as investment manager or in various other related capacities.  Each holding company of DWS Investment GmbH or other relevant foreign member of the Deutsche Bank Group, including Deutsche Bank, is deemed to have the same relevant interest.	2,623
Deutsche Asset Management (Japan) Limited or other foreign members of the group and each of their holding companies in the Deutsche Bank Group.	In its capacity as investment manager or in various other related capacities.  Each holding company of Deutsche Asset Management (Japan) Limited or other relevant foreign member of the Deutsche Bank Group, including Deutsche Bank, is deemed to have the same relevant interest.	9,953
DWS Funds SICAV or other foreign member of the group and each of their holding companies in the Deutsche Bank Group.	In its capacity as fiduciary or in various other related capacities.  Each Holding company of DWS Funds SICAV, including Deutsche Bank, is deemed to have the same relevant interest.	100,000

#### 4. Details of present registered holders

The persons registered as holders of the securities referred to in paragraph 3 above are as follows:

Holder of relevant interest	Registered holder of securities	Person entitled to be registered as holder	Class and number of securities (ordinary shares unless stated)
Deutsche Bank AG London Branch or other foreign member of the group and each of their holding companies in the Deutsche Bank Group.	ANZ Nominees Pty Ltd	Deutsche Bank AG London Branch	48,619
Deutsche Securities Australia Limited and each of its holding companies in the Deutsche Bank Group.	2,139 under Pan Australian Nominees Pty Ltd, the remainder unknown being executed trades pending settlement, stock lent and stock collateral delivered.	Pan Australian Nominees Pty Ltd Part of this relevant interest represents outstanding stock lent or stock collateral under stock borrowing and lending agreements with unrelated counterparties. (Please see schedule 2 to this Notice for relevant agreements).	96,551,295
	Not available at time of filing	Not Known	Various options over 337,017 shares
Abbey Life Assurance Company Limited or other foreign member of the group and each of their holding companies in the Deutsche Bank Group.	Not available at time of filing	Not available at time of filing	358,570
Deutsche Investment Management Americas Inc or other foreign members of the group and each of their holding companies in the Deutsche Bank Group.	Not available at time of filing	DWS EAFE Equity Index Fund	63,001
		Arizona State Retirement System – GTAA	15,149
		DWS Lifecycle Long Range Fund – Combined	3,848
		Ford Motor Company & Affiliates' Pension Plan	30,015
		DWS Diversified International Equity Fund	17,412
		DWS Diversified International VIP	10,776
		DBI Strategy Combined	4,372
DWS Investment S.A. Luxemburg or other foreign members of the group and each of their holding companies in the Deutsche Bank Group	Not available at time of filing	Not available at time of filing	1,556

Holder of relevant interest	Registered holder of securities	Person entitled to be registered as holder	Class and number of securities (ordinary shares unless stated)
Deutsche Asset Management Investmentgesellschaft mbH or other foreign members of the group and each of their holding companies in the Deutsche Bank Group	Not available at time of filing	Not available at time of filing	39,580
Deutsche Asset Management International GmbH or other foreign members of the group and each of their holding companies in the Deutsche Bank Group	Not available at time of filing	Not available at time of filing	9,000
		INKA PBeaKK	11,506
		Labour Pension Fund Supervisory Committee	20,078
Deutsche Asset Management (Japan) Limited or other foreign members of the group and each of their holding companies in the Deutsche Bank Group.	Not available at time of filing	Deutsche World Equity Index Fund Mother	1,058
		Honda Pension Fund - Combined	8,895
DWS Investment GmbH or other foreign members of the group and each of their holding companies in the Deutsche Bank Group	Not available at time of filing	DB Advisors (CH) DBI World Equity Fund	2,623
DWS Funds SICAV or other foreign member of the group and each of their holding companies in the Deutsche Bank Group.	Not available at time of filing	Not available at time of filing	100,000

#### 5. Consideration

The consideration paid for each relevant interest referred to in paragraph 3 above, and acquired in the four months prior to the day that the substantial holder became a substantial holder is as follows:

Refer to schedule 1.

#### 6. Associates

On 6 August 2010, Deutsche New Zealand Limited, a wholly owned subsidiary of Deutsche Bank, acquired a 49.9% interest in Craigs Investment Partners Limited in New Zealand.

**7. Addresses**

The addresses of persons named in this form are:

<u>Name</u>	<u>Address</u>
Deutsche Bank Group	C/- Level 16, Cnr Hunter & Phillip Streets, Sydney, New South Wales, 2000.



Signature

Name Fannie Mak

Date 18 August 2010

Schedule 1 to Form 603

Group Name	ASX	Stock	Trade Date	Trans Type	Trans Number	Consideration
DEUTSCHE SECURITIES	FGL	ORD	19/04/2010	B	73,230	-401,539.82
DEUTSCHE SECURITIES	FGL	ORD	19/04/2010	B	84,290	-462,112.51
DEUTSCHE SECURITIES	FGL	ORD	19/04/2010	B	38,001	-208,182.12
DEUTSCHE SECURITIES	FGL	ORD	19/04/2010	B	860	-1,980.00
DEUTSCHE SECURITIES	FGL	ORD	19/04/2010	B	9,000	-16,400.00
DEUTSCHE SECURITIES	FGL	ORD	19/04/2010	B	12,685	-89,171.46
DEUTSCHE SECURITIES	FGL	ORD	19/04/2010	B	4,784	-26,075.19
DEUTSCHE SECURITIES	FGL	ORD	19/04/2010	B	63,347	-348,408.50
DEUTSCHE SECURITIES	FGL	ORD	19/04/2010	B	9,865	-21,257.50
DEUTSCHE SECURITIES	FGL	ORD	19/04/2010	B	27,700	-151,855.82
DEUTSCHE SECURITIES	FGL	ORD	19/04/2010	B	80,621	-449,415.50
DEUTSCHE SECURITIES	FGL	ORD	19/04/2010	B	258,222	-1,418,284.34
DEUTSCHE SECURITIES	FGL	ORD	19/04/2010	B	877	-4,785.90
DEUTSCHE SECURITIES	FGL	ORD	19/04/2010	B	187,491	-1,027,448.09
DEUTSCHE SECURITIES	FGL	ORD	20/04/2010	B	4,696	-26,062.80
DEUTSCHE SECURITIES	FGL	ORD	20/04/2010	B	15,078	-85,682.90
DEUTSCHE SECURITIES	FGL	ORD	20/04/2010	B	2,000	-11,100.00
DEUTSCHE SECURITIES	FGL	ORD	20/04/2010	B	100,159	-556,850.68
DEUTSCHE SECURITIES	FGL	ORD	20/04/2010	B	1,030	-5,726.80
DEUTSCHE SECURITIES	FGL	ORD	20/04/2010	B	92,222	-512,254.80
DEUTSCHE SECURITIES	FGL	ORD	20/04/2010	B	10,000	-55,500.00
DEUTSCHE SECURITIES	FGL	ORD	20/04/2010	B	308,303	-1,704,099.31
DEUTSCHE SECURITIES	FGL	ORD	20/04/2010	B	85,894	-476,711.70
DEUTSCHE SECURITIES	FGL	ORD	20/04/2010	B	32,881	-180,845.50
DEUTSCHE SECURITIES	FGL	ORD	20/04/2010	B	26,485	-146,991.75
DEUTSCHE SECURITIES	FGL	ORD	20/04/2010	B	23,215	-128,274.48
DEUTSCHE SECURITIES	FGL	ORD	20/04/2010	B	11,793	-65,425.12
DEUTSCHE SECURITIES	FGL	ORD	20/04/2010	B	90,084	-499,956.20
DEUTSCHE SECURITIES	FGL	ORD	20/04/2010	B	47,017	-260,960.72
DEUTSCHE SECURITIES	FGL	ORD	21/04/2010	B	11,868	-65,748.04
DEUTSCHE SECURITIES	FGL	ORD	21/04/2010	B	12,202	-67,723.54
DEUTSCHE SECURITIES	FGL	ORD	21/04/2010	B	40,000	-220,800.00
DEUTSCHE SECURITIES	FGL	ORD	21/04/2010	B	14	-77.70
DEUTSCHE SECURITIES	FGL	ORD	21/04/2010	B	11,323	-62,502.96
DEUTSCHE SECURITIES	FGL	ORD	21/04/2010	B	8,008	-44,324.32
DEUTSCHE SECURITIES	FGL	ORD	21/04/2010	B	89	-493.95
DEUTSCHE SECURITIES	FGL	ORD	21/04/2010	B	6	-33.30
DEUTSCHE SECURITIES	FGL	ORD	21/04/2010	B	59,528	-330,649.44
DEUTSCHE SECURITIES	FGL	ORD	21/04/2010	B	100	-553.00
DEUTSCHE SECURITIES	FGL	ORD	21/04/2010	B	40	-222.00
DEUTSCHE SECURITIES	FGL	ORD	21/04/2010	B	17,523	-97,427.88
DEUTSCHE SECURITIES	FGL	ORD	21/04/2010	B	53,518	-295,596.11
DEUTSCHE SECURITIES	FGL	ORD	21/04/2010	B	125,608	-693,936.16
DEUTSCHE SECURITIES	FGL	ORD	21/04/2010	B	2,888	-15,970.64
DEUTSCHE SECURITIES	FGL	ORD	21/04/2010	B	395,319	-1,093,031.85
DEUTSCHE SECURITIES	FGL	ORD	21/04/2010	B	20,519	-113,264.88
DEUTSCHE SECURITIES	FGL	ORD	21/04/2010	B	13	-72.15
DEUTSCHE SECURITIES	FGL	ORD	21/04/2010	B	1,281,870	-7,132,855.97
DEUTSCHE SECURITIES	FGL	ORD	21/04/2010	B	6,089	-33,733.05
DEUTSCHE SECURITIES	FGL	ORD	21/04/2010	B	23,973	-132,756.00
DEUTSCHE SECURITIES	FGL	ORD	21/04/2010	B	280,733	-1,562,470.59
DEUTSCHE SECURITIES	FGL	ORD	22/04/2010	B	40,827	-224,159.82
DEUTSCHE SECURITIES	FGL	ORD	22/04/2010	B	7,825	-42,959.25
DEUTSCHE SECURITIES	FGL	ORD	22/04/2010	B	2,000	-10,960.00
DEUTSCHE SECURITIES	FGL	ORD	22/04/2010	B	114,637	-628,864.83
DEUTSCHE SECURITIES	FGL	ORD	22/04/2010	B	1,805	-9,891.40
DEUTSCHE SECURITIES	FGL	ORD	22/04/2010	B	51,398	-282,291.88
DEUTSCHE SECURITIES	FGL	ORD	22/04/2010	B	6,990	-38,303.20
DEUTSCHE SECURITIES	FGL	ORD	22/04/2010	B	1,300	-7,124.00
DEUTSCHE SECURITIES	FGL	ORD	22/04/2010	B	6,322	-34,707.78
DEUTSCHE SECURITIES	FGL	ORD	22/04/2010	B	19,000	-103,930.00
DEUTSCHE SECURITIES	FGL	ORD	22/04/2010	B	2,059	-11,262.73
DEUTSCHE SECURITIES	FGL	ORD	22/04/2010	B	10,000	-54,700.00
DEUTSCHE SECURITIES	FGL	ORD	22/04/2010	B	96,086	-197,743.27
DEUTSCHE SECURITIES	FGL	ORD	22/04/2010	B	252,887	-1,395,936.24
DEUTSCHE SECURITIES	FGL	ORD	23/04/2010	B	2	-10.94
DEUTSCHE SECURITIES	FGL	ORD	23/04/2010	B	1,909	-10,423.14
DEUTSCHE SECURITIES	FGL	ORD	23/04/2010	B	152,345	-828,963.53
DEUTSCHE SECURITIES	FGL	ORD	23/04/2010	B	162	-886.14
DEUTSCHE SECURITIES	FGL	ORD	23/04/2010	B	11,073	-59,884.43
DEUTSCHE SECURITIES	FGL	ORD	23/04/2010	B	10,005	-54,074.78

Note: Some transaction may not be available at time of filing.

Schedule 1 to Form 603

Group Name	ASX	Stock	Trade Date	Trans Type	Trans Number	Consideration
DEUTSCHE SECURITIES	FGL	ORD	23/04/2010	B	88,715	-481,045.23
DEUTSCHE SECURITIES	FGL	ORD	23/04/2010	B	4,645	-25,244.65
DEUTSCHE SECURITIES	FGL	ORD	23/04/2010	B	54,205	-294,021.07
DEUTSCHE SECURITIES	FGL	ORD	23/04/2010	B	121,120	-655,259.20
DEUTSCHE SECURITIES	FGL	ORD	23/04/2010	B	9,622	-52,143.90
DEUTSCHE SECURITIES	FGL	ORD	23/04/2010	B	113,951	-605,654.91
DEUTSCHE SECURITIES	FGL	ORD	23/04/2010	B	167,959	-914,088.42
DEUTSCHE SECURITIES	FGL	ORD	23/04/2010	B	34	-185.98
DEUTSCHE SECURITIES	FGL	ORD	23/04/2010	B	24,950	-139,944.24
DEUTSCHE SECURITIES	FGL	ORD	23/04/2010	B	324,378	-1,753,710.56
DEUTSCHE SECURITIES	FGL	ORD	23/04/2010	B	1	-5.47
DEUTSCHE SECURITIES	FGL	ORD	23/04/2010	B	50,000	-271,745.25
DEUTSCHE SECURITIES	FGL	ORD	23/04/2010	B	42,082	-228,327.03
DEUTSCHE SECURITIES	FGL	ORD	23/04/2010	B	20,000	-108,400.00
DEUTSCHE SECURITIES	FGL	ORD	23/04/2010	B	8,402	-45,454.82
DEUTSCHE SECURITIES	FGL	ORD	23/04/2010	B	2	-10.94
DEUTSCHE SECURITIES	FGL	ORD	23/04/2010	B	75,000	-405,750.00
DEUTSCHE SECURITIES	FGL	ORD	23/04/2010	B	24,393	-132,088.13
DEUTSCHE SECURITIES	FGL	ORD	27/04/2010	B	81,103	-439,409.69
DEUTSCHE SECURITIES	FGL	ORD	27/04/2010	B	7,313	-39,490.20
DEUTSCHE SECURITIES	FGL	ORD	27/04/2010	B	135	-731.70
DEUTSCHE SECURITIES	FGL	ORD	27/04/2010	B	105,313	-571,292.53
DEUTSCHE SECURITIES	FGL	ORD	27/04/2010	B	43,433	-234,972.53
DEUTSCHE SECURITIES	FGL	ORD	27/04/2010	B	12,100	-65,437.00
DEUTSCHE SECURITIES	FGL	ORD	27/04/2010	B	4	-21.64
DEUTSCHE SECURITIES	FGL	ORD	27/04/2010	B	96,486	-522,379.41
DEUTSCHE SECURITIES	FGL	ORD	27/04/2010	B	5,298	-28,556.22
DEUTSCHE SECURITIES	FGL	ORD	27/04/2010	B	69,607	-377,885.22
DEUTSCHE SECURITIES	FGL	ORD	27/04/2010	B	23,335	-125,775.65
DEUTSCHE SECURITIES	FGL	ORD	27/04/2010	B	1,284	-6,965.46
DEUTSCHE SECURITIES	FGL	ORD	27/04/2010	B	72,695	-394,150.96
DEUTSCHE SECURITIES	FGL	ORD	27/04/2010	B	40,156	-217,223.77
DEUTSCHE SECURITIES	FGL	ORD	27/04/2010	B	208	-1,124.58
DEUTSCHE SECURITIES	FGL	ORD	27/04/2010	B	258,536	-1,399,780.52
DEUTSCHE SECURITIES	FGL	ORD	27/04/2010	B	6	-32.46
DEUTSCHE SECURITIES	FGL	ORD	27/04/2010	B	1	-5.41
DEUTSCHE SECURITIES	FGL	ORD	28/04/2010	B	121,444	-654,864.57
DEUTSCHE SECURITIES	FGL	ORD	28/04/2010	B	40,667	-219,895.85
DEUTSCHE SECURITIES	FGL	ORD	28/04/2010	B	147,930	-799,994.30
DEUTSCHE SECURITIES	FGL	ORD	28/04/2010	B	2,000	-10,780.00
DEUTSCHE SECURITIES	FGL	ORD	28/04/2010	B	10,000	-59,900.00
DEUTSCHE SECURITIES	FGL	ORD	28/04/2010	B	68,874	-379,155.05
DEUTSCHE SECURITIES	FGL	ORD	28/04/2010	B	5,000	-26,950.00
DEUTSCHE SECURITIES	FGL	ORD	28/04/2010	B	2,108	-11,362.12
DEUTSCHE SECURITIES	FGL	ORD	28/04/2010	B	55,216	-299,046.53
DEUTSCHE SECURITIES	FGL	ORD	28/04/2010	B	15,843	-85,480.51
DEUTSCHE SECURITIES	FGL	ORD	28/04/2010	B	2,385	-12,860.54
DEUTSCHE SECURITIES	FGL	ORD	28/04/2010	B	15,350	-82,955.81
DEUTSCHE SECURITIES	FGL	ORD	28/04/2010	B	56,259	-304,838.32
DEUTSCHE SECURITIES	FGL	ORD	28/04/2010	B	65,524	-359,882.02
DEUTSCHE SECURITIES	FGL	ORD	28/04/2010	B	56,498	-304,744.22
DEUTSCHE SECURITIES	FGL	ORD	28/04/2010	B	12,432	-67,201.46
DEUTSCHE SECURITIES	FGL	ORD	28/04/2010	B	84,862	-457,580.68
DEUTSCHE SECURITIES	FGL	ORD	28/04/2010	B	66,804	-361,938.57
DEUTSCHE SECURITIES	FGL	ORD	28/04/2010	B	1,893	-10,203.27
DEUTSCHE SECURITIES	FGL	ORD	29/04/2010	B	15,901	-86,183.42
DEUTSCHE SECURITIES	FGL	ORD	29/04/2010	B	2,674	-14,473.69
DEUTSCHE SECURITIES	FGL	ORD	29/04/2010	B	108,925	-589,865.45
DEUTSCHE SECURITIES	FGL	ORD	29/04/2010	B	40,447	-218,785.45
DEUTSCHE SECURITIES	FGL	ORD	29/04/2010	B	19	-102.43
DEUTSCHE SECURITIES	FGL	ORD	29/04/2010	B	2	-10.78
DEUTSCHE SECURITIES	FGL	ORD	29/04/2010	B	1,580	-8,516.20
DEUTSCHE SECURITIES	FGL	ORD	29/04/2010	B	25,703	-139,061.04
DEUTSCHE SECURITIES	FGL	ORD	29/04/2010	B	22,000	-119,020.00
DEUTSCHE SECURITIES	FGL	ORD	29/04/2010	B	1,650	-8,964.00
DEUTSCHE SECURITIES	FGL	ORD	29/04/2010	B	171,704	-925,501.78
DEUTSCHE SECURITIES	FGL	ORD	29/04/2010	B	134,428	-728,904.78
DEUTSCHE SECURITIES	FGL	ORD	29/04/2010	B	30,113	-163,110.44
DEUTSCHE SECURITIES	FGL	ORD	29/04/2010	B	22,959	-124,434.15
DEUTSCHE SECURITIES	FGL	ORD	29/04/2010	B	83,592	-343,952.07
DEUTSCHE SECURITIES	FGL	ORD	29/04/2010	B	50,912	-275,033.53

Note: Some transaction may not be available at time of filing.



Schedule 1 to Form 608

Group Name	ASX	Stock	Trade Date	Trans Type	Trans Number	Consideration
DEUTSCHE SECURITIES	FGL	ORD	29/04/2010	B	17,700	-95,755.00
DEUTSCHE SECURITIES	FGL	ORD	29/04/2010	B	17,086	-92,580.59
DEUTSCHE SECURITIES	FGL	ORD	29/04/2010	B	17	-91.68
DEUTSCHE SECURITIES	FGL	ORD	30/04/2010	B	51,701	-279,955.72
DEUTSCHE SECURITIES	FGL	ORD	30/04/2010	B	140,188	-756,530.98
DEUTSCHE SECURITIES	FGL	ORD	30/04/2010	B	30,000	-161,550.00
DEUTSCHE SECURITIES	FGL	ORD	30/04/2010	B	669	-3,639.36
DEUTSCHE SECURITIES	FGL	ORD	30/04/2010	B	1,709	-9,296.96
DEUTSCHE SECURITIES	FGL	ORD	30/04/2010	B	3,500	-19,845.00
DEUTSCHE SECURITIES	FGL	ORD	30/04/2010	B	5,000	-26,950.00
DEUTSCHE SECURITIES	FGL	ORD	30/04/2010	B	439,970	-2,393,435.80
DEUTSCHE SECURITIES	FGL	ORD	30/04/2010	B	29,730	-160,749.47
DEUTSCHE SECURITIES	FGL	ORD	30/04/2010	B	28,494	-153,981.56
DEUTSCHE SECURITIES	FGL	ORD	30/04/2010	B	8,975	-48,414.36
DEUTSCHE SECURITIES	FGL	ORD	30/04/2010	B	28,178	-152,731.22
DEUTSCHE SECURITIES	FGL	ORD	30/04/2010	B	104,173	-565,399.65
DEUTSCHE SECURITIES	FGL	ORD	30/04/2010	B	6,616	-35,563.65
DEUTSCHE SECURITIES	FGL	ORD	30/04/2010	B	2,720	-14,742.40
DEUTSCHE SECURITIES	FGL	ORD	30/04/2010	B	25,419	-136,994.48
DEUTSCHE SECURITIES	FGL	ORD	3/05/2010	B	1,500	-8,145.00
DEUTSCHE SECURITIES	FGL	ORD	3/05/2010	B	671	-3,650.24
DEUTSCHE SECURITIES	FGL	ORD	3/05/2010	B	106	-576.64
DEUTSCHE SECURITIES	FGL	ORD	3/05/2010	B	73,357	-398,365.19
DEUTSCHE SECURITIES	FGL	ORD	3/05/2010	B	60	-325.20
DEUTSCHE SECURITIES	FGL	ORD	3/05/2010	B	26,977	-146,721.94
DEUTSCHE SECURITIES	FGL	ORD	3/05/2010	B	9,376	-51,005.44
DEUTSCHE SECURITIES	FGL	ORD	3/05/2010	B	3,892	-21,133.56
DEUTSCHE SECURITIES	FGL	ORD	3/05/2010	B	25,046	-136,179.49
DEUTSCHE SECURITIES	FGL	ORD	3/05/2010	B	1,924	-10,436.33
DEUTSCHE SECURITIES	FGL	ORD	3/05/2010	B	49,842	-270,926.35
DEUTSCHE SECURITIES	FGL	ORD	3/05/2010	B	60	-326.40
DEUTSCHE SECURITIES	FGL	ORD	3/05/2010	B	143,171	-778,753.77
DEUTSCHE SECURITIES	FGL	ORD	3/05/2010	B	1,107	-6,022.08
DEUTSCHE SECURITIES	FGL	ORD	3/05/2010	B	66,779	-363,211.29
DEUTSCHE SECURITIES	FGL	ORD	4/05/2010	B	9,166	-50,294.91
DEUTSCHE SECURITIES	FGL	ORD	4/05/2010	B	25,915	-142,022.16
DEUTSCHE SECURITIES	FGL	ORD	4/05/2010	B	151,955	-832,993.72
DEUTSCHE SECURITIES	FGL	ORD	4/05/2010	B	100	-549.00
DEUTSCHE SECURITIES	FGL	ORD	4/05/2010	B	86,055	-468,144.64
DEUTSCHE SECURITIES	FGL	ORD	4/05/2010	B	38,513	-211,045.91
DEUTSCHE SECURITIES	FGL	ORD	4/05/2010	B	4,118	-22,566.64
DEUTSCHE SECURITIES	FGL	ORD	4/05/2010	B	3,000	-15,440.00
DEUTSCHE SECURITIES	FGL	ORD	4/05/2010	B	36,900	-202,214.00
DEUTSCHE SECURITIES	FGL	ORD	4/05/2010	B	3,987	-21,888.63
DEUTSCHE SECURITIES	FGL	ORD	4/05/2010	B	9,376	-51,380.48
DEUTSCHE SECURITIES	FGL	ORD	5/05/2010	B	5,000	-27,275.00
DEUTSCHE SECURITIES	FGL	ORD	5/05/2010	B	1,550	-8,943.00
DEUTSCHE SECURITIES	FGL	ORD	5/05/2010	B	159,661	-865,311.86
DEUTSCHE SECURITIES	FGL	ORD	5/05/2010	B	28,794	-156,078.69
DEUTSCHE SECURITIES	FGL	ORD	5/05/2010	B	1,000	-5,480.00
DEUTSCHE SECURITIES	FGL	ORD	5/05/2010	B	4,851	-23,768.32
DEUTSCHE SECURITIES	FGL	ORD	5/05/2010	B	500	-2,740.00
DEUTSCHE SECURITIES	FGL	ORD	5/05/2010	B	4,118	-22,443.10
DEUTSCHE SECURITIES	FGL	ORD	5/05/2010	B	8,076	-43,906.52
DEUTSCHE SECURITIES	FGL	ORD	5/05/2010	B	20,354	-110,950.80
DEUTSCHE SECURITIES	FGL	ORD	5/05/2010	B	43,928	-238,089.76
DEUTSCHE SECURITIES	FGL	ORD	5/05/2010	B	3,226	-17,575.96
DEUTSCHE SECURITIES	FGL	ORD	5/05/2010	B	28,688	-155,549.68
DEUTSCHE SECURITIES	FGL	ORD	5/05/2010	B	140,199	-766,449.50
DEUTSCHE SECURITIES	FGL	ORD	5/05/2010	B	104,488	-567,596.88
DEUTSCHE SECURITIES	FGL	ORD	6/05/2010	B	1,776	-9,554.88
DEUTSCHE SECURITIES	FGL	ORD	6/05/2010	B	15,291	-82,552.02
DEUTSCHE SECURITIES	FGL	ORD	6/05/2010	B	25,864	-140,124.12
DEUTSCHE SECURITIES	FGL	ORD	6/05/2010	B	107	-575.82
DEUTSCHE SECURITIES	FGL	ORD	6/05/2010	B	23,632	-127,934.20
DEUTSCHE SECURITIES	FGL	ORD	6/05/2010	B	3	-15.26
DEUTSCHE SECURITIES	FGL	ORD	6/05/2010	B	76,622	-415,047.48
DEUTSCHE SECURITIES	FGL	ORD	6/05/2010	B	1,241	-6,678.94
DEUTSCHE SECURITIES	FGL	ORD	6/05/2010	B	55,001	-298,076.57
DEUTSCHE SECURITIES	FGL	ORD	6/05/2010	B	93	-501.50
DEUTSCHE SECURITIES	FGL	ORD	6/05/2010	B	811	-4,387.51

Note: Some transaction may not be available at time of filing.

Schedule 1 to Form 603

Group Name	ASX	Stock	Trade Date	Trans Type	Trans Number	Consideration
DEUTSCHE SECURITIES	FGL	ORD	6/05/2010	B	684	-3,700.44
DEUTSCHE SECURITIES	FGL	ORD	6/05/2010	B	133	-716.62
DEUTSCHE SECURITIES	FGL	ORD	6/05/2010	B	72,055	-990,278.69
DEUTSCHE SECURITIES	FGL	ORD	7/05/2010	B	512	-2,792.34
DEUTSCHE SECURITIES	FGL	ORD	7/05/2010	B	123,261	-655,417.82
DEUTSCHE SECURITIES	FGL	ORD	7/05/2010	B	189,088	-1,005,287.48
DEUTSCHE SECURITIES	FGL	ORD	7/05/2010	B	118,894	-632,683.99
DEUTSCHE SECURITIES	FGL	ORD	7/05/2010	B	2,235	-11,867.85
DEUTSCHE SECURITIES	FGL	ORD	7/05/2010	B	56,000	-298,511.70
DEUTSCHE SECURITIES	FGL	ORD	7/05/2010	B	314	-1,701.88
DEUTSCHE SECURITIES	FGL	ORD	7/05/2010	B	50	-271.00
DEUTSCHE SECURITIES	FGL	ORD	7/05/2010	B	31	-168.02
DEUTSCHE SECURITIES	FGL	ORD	7/05/2010	B	2,000	-10,580.00
DEUTSCHE SECURITIES	FGL	ORD	7/05/2010	B	55,755	-295,151.50
DEUTSCHE SECURITIES	FGL	ORD	7/05/2010	B	200,162	-1,065,233.34
DEUTSCHE SECURITIES	FGL	ORD	7/05/2010	B	259,202	-1,276,362.82
DEUTSCHE SECURITIES	FGL	ORD	7/05/2010	B	180,000	-955,800.00
DEUTSCHE SECURITIES	FGL	ORD	7/05/2010	B	276,551	-997,472.99
DEUTSCHE SECURITIES	FGL	ORD	7/05/2010	B	35,500	-188,819.53
DEUTSCHE SECURITIES	FGL	ORD	7/05/2010	B	15,848	-84,163.20
DEUTSCHE SECURITIES	FGL	ORD	7/05/2010	B	27,167	-144,678.27
DEUTSCHE SECURITIES	FGL	ORD	7/05/2010	B	113,214	-602,316.42
DEUTSCHE SECURITIES	FGL	ORD	7/05/2010	B	392	-2,124.64
DEUTSCHE SECURITIES	FGL	ORD	7/05/2010	B	30,500	-161,945.00
DEUTSCHE SECURITIES	FGL	ORD	7/05/2010	B	24,428	-130,131.98
DEUTSCHE SECURITIES	FGL	ORD	7/05/2010	B	1,864	-9,897.84
DEUTSCHE SECURITIES	FGL	ORD	7/05/2010	B	71,921	-382,840.45
DEUTSCHE SECURITIES	FGL	ORD	10/05/2010	B	114,887	-610,049.97
DEUTSCHE SECURITIES	FGL	ORD	10/05/2010	B	8	-42.48
DEUTSCHE SECURITIES	FGL	ORD	10/05/2010	B	14,040	-74,669.40
DEUTSCHE SECURITIES	FGL	ORD	10/05/2010	B	28	-148.68
DEUTSCHE SECURITIES	FGL	ORD	10/05/2010	B	39,477	-208,962.35
DEUTSCHE SECURITIES	FGL	ORD	10/05/2010	B	115,099	-611,175.69
DEUTSCHE SECURITIES	FGL	ORD	10/05/2010	B	79,148	-420,869.49
DEUTSCHE SECURITIES	FGL	ORD	10/05/2010	B	17,951	-95,746.40
DEUTSCHE SECURITIES	FGL	ORD	10/05/2010	B	3,500	-18,635.00
DEUTSCHE SECURITIES	FGL	ORD	10/05/2010	B	145,230	-772,695.70
DEUTSCHE SECURITIES	FGL	ORD	10/05/2010	B	3	-15.93
DEUTSCHE SECURITIES	FGL	ORD	10/05/2010	B	68,439	-353,922.94
DEUTSCHE SECURITIES	FGL	ORD	10/05/2010	B	42	-223.84
DEUTSCHE SECURITIES	FGL	ORD	10/05/2010	B	15,801	-84,024.16
DEUTSCHE SECURITIES	FGL	ORD	10/05/2010	B	1,292	-6,899.28
DEUTSCHE SECURITIES	FGL	ORD	10/05/2010	B	10,000	-53,000.00
DEUTSCHE SECURITIES	FGL	ORD	10/05/2010	B	4,442	-23,649.26
DEUTSCHE SECURITIES	FGL	ORD	10/05/2010	B	47,574	-252,776.45
DEUTSCHE SECURITIES	FGL	ORD	10/05/2010	B	18,261	-97,208.52
DEUTSCHE SECURITIES	FGL	ORD	11/05/2010	B	30,128	-161,266.15
DEUTSCHE SECURITIES	FGL	ORD	11/05/2010	B	10,710	-57,298.50
DEUTSCHE SECURITIES	FGL	ORD	11/05/2010	B	9,995	-53,481.20
DEUTSCHE SECURITIES	FGL	ORD	11/05/2010	B	62,800	-336,370.00
DEUTSCHE SECURITIES	FGL	ORD	11/05/2010	B	98	-523.32
DEUTSCHE SECURITIES	FGL	ORD	11/05/2010	B	178,109	-955,442.06
DEUTSCHE SECURITIES	FGL	ORD	11/05/2010	B	6	-32.04
DEUTSCHE SECURITIES	FGL	ORD	11/05/2010	B	20,227	-108,176.11
DEUTSCHE SECURITIES	FGL	ORD	11/05/2010	B	729	-3,889.12
DEUTSCHE SECURITIES	FGL	ORD	11/05/2010	B	2,767	-14,831.12
DEUTSCHE SECURITIES	FGL	ORD	11/05/2010	B	13	-69.42
DEUTSCHE SECURITIES	FGL	ORD	11/05/2010	B	94,860	-506,078.10
DEUTSCHE SECURITIES	FGL	ORD	11/05/2010	B	2,515	-13,305.55
DEUTSCHE SECURITIES	FGL	ORD	11/05/2010	B	324	-1,730.18
DEUTSCHE SECURITIES	FGL	ORD	11/05/2010	B	27	-144.18
DEUTSCHE SECURITIES	FGL	ORD	11/05/2010	B	149,664	-798,990.39
DEUTSCHE SECURITIES	FGL	ORD	11/05/2010	B	70	-373.80
DEUTSCHE SECURITIES	FGL	ORD	11/05/2010	B	85,240	-456,876.71
DEUTSCHE SECURITIES	FGL	ORD	12/05/2010	B	51,018	-484,334.08
DEUTSCHE SECURITIES	FGL	ORD	12/05/2010	B	4,699	-24,998.68
DEUTSCHE SECURITIES	FGL	ORD	12/05/2010	B	2,500	-13,300.00
DEUTSCHE SECURITIES	FGL	ORD	12/05/2010	B	192,624	-1,024,759.88
DEUTSCHE SECURITIES	FGL	ORD	12/05/2010	B	180,311	-959,452.86
DEUTSCHE SECURITIES	FGL	ORD	12/05/2010	B	16,295	-86,710.79
DEUTSCHE SECURITIES	FGL	ORD	12/05/2010	B	4	-21.28

Note: Some transaction may not be available at time of filing.

Schedule 1 to Form 803

Group Name	ASX	Stock	Trade Date	Trans Type	Trans Number	Cons/Clarification
DEUTSCHE SECURITIES	FGL	ORD	12/05/2010	B	2,734	-14,544.88
DEUTSCHE SECURITIES	FGL	ORD	12/05/2010	B	104,035	-554,329.69
DEUTSCHE SECURITIES	FGL	ORD	12/05/2010	B	5,000	-26,600.00
DEUTSCHE SECURITIES	FGL	ORD	12/05/2010	B	1,561	-8,304.52
DEUTSCHE SECURITIES	FGL	ORD	12/05/2010	B	37	-196.84
DEUTSCHE SECURITIES	FGL	ORD	12/05/2010	B	201	-1,601.32
DEUTSCHE SECURITIES	FGL	ORD	12/05/2010	B	13	-69.16
DEUTSCHE SECURITIES	FGL	ORD	12/05/2010	B	67,348	-358,165.00
DEUTSCHE SECURITIES	FGL	ORD	12/05/2010	B	429,786	-2,288,079.41
DEUTSCHE SECURITIES	FGL	ORD	12/05/2010	B	13,900	-74,070.00
DEUTSCHE SECURITIES	FGL	ORD	13/05/2010	B	48,396	-256,351.50
DEUTSCHE SECURITIES	FGL	ORD	13/05/2010	B	169,884	-905,414.00
DEUTSCHE SECURITIES	FGL	ORD	13/05/2010	B	2,933	-15,691.55
DEUTSCHE SECURITIES	FGL	ORD	13/05/2010	B	174,137	-923,970.37
DEUTSCHE SECURITIES	FGL	ORD	13/05/2010	B	1,625	-8,149.50
DEUTSCHE SECURITIES	FGL	ORD	13/05/2010	B	291,891	-1,345,022.96
DEUTSCHE SECURITIES	FGL	ORD	13/05/2010	B	179	-952.28
DEUTSCHE SECURITIES	FGL	ORD	13/05/2010	B	59	-313.88
DEUTSCHE SECURITIES	FGL	ORD	13/05/2010	H	172	-915.04
DEUTSCHE SECURITIES	FGL	ORD	13/05/2010	B	232	-1,234.24
DEUTSCHE SECURITIES	FGL	ORD	13/05/2010	B	232	-1,234.24
DEUTSCHE SECURITIES	FGL	ORD	13/05/2010	B	478	-2,542.96
DEUTSCHE SECURITIES	FGL	ORD	13/05/2010	B	79,777	-991,896.05
DEUTSCHE SECURITIES	FGL	ORD	13/05/2010	B	44,372	-236,946.48
DEUTSCHE SECURITIES	FGL	ORD	13/05/2010	B	9,000	-47,655.00
DEUTSCHE SECURITIES	FGL	ORD	13/05/2010	B	3,300	-18,565.00
DEUTSCHE SECURITIES	FGL	ORD	13/05/2010	B	182,048	-962,425.83
DEUTSCHE SECURITIES	FGL	ORD	13/05/2010	B	4,000	-21,140.00
DEUTSCHE SECURITIES	FGL	ORD	13/05/2010	B	93,072	-492,350.88
DEUTSCHE SECURITIES	FGL	ORD	13/05/2010	B	2,503	-13,240.87
DEUTSCHE SECURITIES	FGL	ORD	13/05/2010	B	50,000	-264,500.00
DEUTSCHE SECURITIES	FGL	ORD	13/05/2010	B	38,000	-201,720.42
DEUTSCHE SECURITIES	FGL	ORD	14/05/2010	B	1,243	-6,575.47
DEUTSCHE SECURITIES	FGL	ORD	14/05/2010	B	43,234	-229,515.98
DEUTSCHE SECURITIES	FGL	ORD	14/05/2010	B	57,000	-303,449.00
DEUTSCHE SECURITIES	FGL	ORD	14/05/2010	B	97,020	-516,734.40
DEUTSCHE SECURITIES	FGL	ORD	14/05/2010	B	185,626	-993,854.06
DEUTSCHE SECURITIES	FGL	ORD	14/05/2010	B	29,921	-159,382.10
DEUTSCHE SECURITIES	FGL	ORD	14/05/2010	B	337,244	-1,800,111.48
DEUTSCHE SECURITIES	FGL	ORD	14/05/2010	B	4,612	-24,581.96
DEUTSCHE SECURITIES	FGL	ORD	14/05/2010	B	3,992	-22,095.52
DEUTSCHE SECURITIES	FGL	ORD	14/05/2010	B	288,289	-1,538,742.54
DEUTSCHE SECURITIES	FGL	ORD	14/05/2010	B	1,000	-5,300.00
DEUTSCHE SECURITIES	FGL	ORD	14/05/2010	B	52,763	-281,501.16
DEUTSCHE SECURITIES	FGL	ORD	17/05/2010	B	1,032	-5,514.48
DEUTSCHE SECURITIES	FGL	ORD	17/05/2010	B	6	-32.16
DEUTSCHE SECURITIES	FGL	ORD	17/05/2010	B	9	-48.24
DEUTSCHE SECURITIES	FGL	ORD	17/05/2010	B	5,992	-32,117.12
DEUTSCHE SECURITIES	FGL	ORD	17/05/2010	B	2,479	-13,188.28
DEUTSCHE SECURITIES	FGL	ORD	17/05/2010	B	2,200	-11,682.00
DEUTSCHE SECURITIES	FGL	ORD	17/05/2010	B	4,794	-25,360.26
DEUTSCHE SECURITIES	FGL	ORD	17/05/2010	B	17,983	-95,425.89
DEUTSCHE SECURITIES	FGL	ORD	17/05/2010	B	96,854	-513,642.39
DEUTSCHE SECURITIES	FGL	ORD	17/05/2010	B	185,579	-985,269.59
DEUTSCHE SECURITIES	FGL	ORD	17/05/2010	B	63,352	-336,441.70
DEUTSCHE SECURITIES	FGL	ORD	17/05/2010	B	2,975	-15,806.67
DEUTSCHE SECURITIES	FGL	ORD	17/05/2010	B	42,659	-225,937.98
DEUTSCHE SECURITIES	FGL	ORD	17/05/2010	B	5,000	-26,550.00
DEUTSCHE SECURITIES	FGL	ORD	17/05/2010	B	6,612	-34,997.32
DEUTSCHE SECURITIES	FGL	ORD	17/05/2010	B	2,500	-13,200.00
DEUTSCHE SECURITIES	FGL	ORD	17/05/2010	B	27,010	-142,992.07
DEUTSCHE SECURITIES	FGL	ORD	17/05/2010	B	69,218	-365,117.73
DEUTSCHE SECURITIES	FGL	ORD	17/05/2010	B	1,651	-8,700.77
DEUTSCHE SECURITIES	FGL	ORD	17/05/2010	B	22,101	-116,472.27
DEUTSCHE SECURITIES	FGL	ORD	17/05/2010	B	90,000	-474,300.00
DEUTSCHE SECURITIES	FGL	ORD	17/05/2010	B	150,000	-791,115.00
DEUTSCHE SECURITIES	FGL	ORD	18/05/2010	B	32	-168.64
DEUTSCHE SECURITIES	FGL	ORD	18/05/2010	B	1,387	-7,309.49
DEUTSCHE SECURITIES	FGL	ORD	18/05/2010	B	79	-416.33
DEUTSCHE SECURITIES	FGL	ORD	18/05/2010	B	154	-811.58
DEUTSCHE SECURITIES	FGL	ORD	18/05/2010	B	547	-2,882.69

Note: Some transaction may not be available at time of filing.

Schedule 1 to Form 603

Group Name	AOX	Block	Trade Date	Trans Type	Trans Number	Consideration
DEUTSCHE SECURITIES	FGL	ORD	18/05/2010	B	561	-2,956.47
DEUTSCHE SECURITIES	FGL	ORD	18/05/2010	B	18,507	-98,004.93
DEUTSCHE SECURITIES	FGL	ORD	18/05/2010	B	110,390	-583,491.39
DEUTSCHE SECURITIES	FGL	ORD	18/05/2010	B	124,684	-661,754.69
DEUTSCHE SECURITIES	FGL	ORD	18/05/2010	B	32,507	-171,879.20
DEUTSCHE SECURITIES	FGL	ORD	18/05/2010	B	14,956	-78,971.12
DEUTSCHE SECURITIES	FGL	ORD	18/05/2010	B	86,938	-459,801.83
DEUTSCHE SECURITIES	FGL	ORD	18/05/2010	B	1,266	-6,671.82
DEUTSCHE SECURITIES	FGL	ORD	18/05/2010	B	1,000	-5,270.00
DEUTSCHE SECURITIES	FGL	ORD	18/05/2010	B	25,100	-132,484.52
DEUTSCHE SECURITIES	FGL	ORD	18/05/2010	B	3,369	-17,758.76
DEUTSCHE SECURITIES	FGL	ORD	18/05/2010	B	2,243	-11,843.04
DEUTSCHE SECURITIES	FGL	ORD	18/05/2010	B	10,408	-54,850.16
DEUTSCHE SECURITIES	FGL	ORD	18/05/2010	B	110,787	-564,991.72
DEUTSCHE SECURITIES	FGL	ORD	18/05/2010	B	1,463	-7,724.64
DEUTSCHE SECURITIES	FGL	ORD	18/05/2010	B	4,000	-21,120.00
DEUTSCHE SECURITIES	FGL	ORD	18/05/2010	B	4,445	-23,471.82
DEUTSCHE SECURITIES	FGL	ORD	19/05/2010	B	1	-5.28
DEUTSCHE SECURITIES	FGL	ORD	19/05/2010	B	78	-409.56
DEUTSCHE SECURITIES	FGL	ORD	19/05/2010	B	5	-26.40
DEUTSCHE SECURITIES	FGL	ORD	19/05/2010	B	17	-89.76
DEUTSCHE SECURITIES	FGL	ORD	19/05/2010	B	55	-290.40
DEUTSCHE SECURITIES	FGL	ORD	19/05/2010	B	51,099	-267,406.73
DEUTSCHE SECURITIES	FGL	ORD	19/05/2010	B	8,022	-42,115.50
DEUTSCHE SECURITIES	FGL	ORD	19/05/2010	B	386,255	-2,019,611.63
DEUTSCHE SECURITIES	FGL	ORD	19/05/2010	B	159,000	-807,982.00
DEUTSCHE SECURITIES	FGL	ORD	19/05/2010	B	11,500	-60,235.00
DEUTSCHE SECURITIES	FGL	ORD	19/05/2010	B	26,395	-138,474.54
DEUTSCHE SECURITIES	FGL	ORD	19/05/2010	B	307,187	-1,601,728.75
DEUTSCHE SECURITIES	FGL	ORD	19/05/2010	B	99,361	-520,790.12
DEUTSCHE SECURITIES	FGL	ORD	19/05/2010	B	60,792	-317,715.92
DEUTSCHE SECURITIES	FGL	ORD	19/05/2010	B	52,206	-272,234.48
DEUTSCHE SECURITIES	FGL	ORD	19/05/2010	B	148,867	-776,781.60
DEUTSCHE SECURITIES	FGL	ORD	19/05/2010	B	120,000	-626,400.00
DEUTSCHE SECURITIES	FGL	ORD	19/05/2010	B	26,600	-138,393.18
DEUTSCHE SECURITIES	FGL	ORD	19/05/2010	B	500,000	-2,600,000.00
DEUTSCHE SECURITIES	FGL	ORD	19/05/2010	B	2,365,787	-12,325,750.27
DEUTSCHE SECURITIES	FGL	ORD	19/05/2010	B	222	-1,156.62
DEUTSCHE SECURITIES	FGL	ORD	19/05/2010	B	9,235	-48,114.35
DEUTSCHE SECURITIES	FGL	ORD	19/05/2010	B	11,351	-59,138.71
DEUTSCHE SECURITIES	FGL	ORD	19/05/2010	B	7,056	-36,911.35
DEUTSCHE SECURITIES	FGL	ORD	20/05/2010	B	5,992	-31,218.32
DEUTSCHE SECURITIES	FGL	ORD	20/05/2010	B	234,123	-1,219,732.72
DEUTSCHE SECURITIES	FGL	ORD	20/05/2010	B	4,000	-20,845.00
DEUTSCHE SECURITIES	FGL	ORD	20/05/2010	B	30,393	-158,200.98
DEUTSCHE SECURITIES	FGL	ORD	20/05/2010	B	13,106	-68,177.17
DEUTSCHE SECURITIES	FGL	ORD	20/05/2010	B	219,716	-1,141,726.24
DEUTSCHE SECURITIES	FGL	ORD	20/05/2010	B	90,736	-472,817.97
DEUTSCHE SECURITIES	FGL	ORD	20/05/2010	B	101,500	-528,834.00
DEUTSCHE SECURITIES	FGL	ORD	20/05/2010	B	10,363	-53,983.95
DEUTSCHE SECURITIES	FGL	ORD	20/05/2010	B	41,515	-215,535.40
DEUTSCHE SECURITIES	FGL	ORD	20/05/2010	B	101,854	-530,973.85
DEUTSCHE SECURITIES	FGL	ORD	20/05/2010	B	122,040	-637,048.80
DEUTSCHE SECURITIES	FGL	ORD	20/05/2010	B	88,060	-459,079.45
DEUTSCHE SECURITIES	FGL	ORD	20/05/2010	B	72,021	-375,949.62
DEUTSCHE SECURITIES	FGL	ORD	20/05/2010	B	7,208	-37,625.76
DEUTSCHE SECURITIES	FGL	ORD	20/05/2010	B	167,931	-875,726.58
DEUTSCHE SECURITIES	FGL	ORD	20/05/2010	B	448	-2,329.82
DEUTSCHE SECURITIES	FGL	ORD	21/05/2010	B	38	-198.36
DEUTSCHE SECURITIES	FGL	ORD	21/05/2010	B	8	-41.76
DEUTSCHE SECURITIES	FGL	ORD	21/05/2010	B	22	-114.84
DEUTSCHE SECURITIES	FGL	ORD	21/05/2010	B	228,892	-1,181,946.73
DEUTSCHE SECURITIES	FGL	ORD	21/05/2010	B	53,908	-277,771.66
DEUTSCHE SECURITIES	FGL	ORD	21/05/2010	B	360,000	-1,812,500.00
DEUTSCHE SECURITIES	FGL	ORD	21/05/2010	B	113,435	-582,885.09
DEUTSCHE SECURITIES	FGL	ORD	21/05/2010	B	33,944	-174,329.49
DEUTSCHE SECURITIES	FGL	ORD	21/05/2010	B	65,839	-339,373.33
DEUTSCHE SECURITIES	FGL	ORD	21/05/2010	B	17,800	-91,717.14
DEUTSCHE SECURITIES	FGL	ORD	21/05/2010	B	1,436	-7,409.76
DEUTSCHE SECURITIES	FGL	ORD	21/05/2010	B	20,000	-102,600.00
DEUTSCHE SECURITIES	FGL	ORD	21/05/2010	B	27,412	-140,501.65

Note: Some transaction may not be available at time of filing.

Schedule 1 to Form 603

Group Name	ASX	Stock	Trade Date	Trans Type	Trans Number	Consideration
DEUTSCHE SECURITIES	FGL	ORD	21/05/2010	B	3,500	-17,940.00
DEUTSCHE SECURITIES	FGL	ORD	21/05/2010	B	72,000	-369,360.00
DEUTSCHE SECURITIES	FGL	ORD	21/05/2010	B	1,000	-5,120.00
DEUTSCHE SECURITIES	FGL	ORD	21/05/2010	B	191,894	-885,273.96
DEUTSCHE SECURITIES	FGL	ORD	21/05/2010	B	122,822	-631,819.08
DEUTSCHE SECURITIES	FGL	ORD	21/05/2010	B	26,648	-136,826.82
DEUTSCHE SECURITIES	FGL	ORD	24/05/2010	B	7,500	-38,625.00
DEUTSCHE SECURITIES	FGL	ORD	24/05/2010	B	19,957	-103,035.97
DEUTSCHE SECURITIES	FGL	ORD	24/05/2010	B	332,976	-1,730,806.28
DEUTSCHE SECURITIES	FGL	ORD	24/05/2010	B	398,849	-2,080,104.85
DEUTSCHE SECURITIES	FGL	ORD	24/05/2010	B	170,319	-853,866.45
DEUTSCHE SECURITIES	FGL	ORD	24/05/2010	B	23,475	-122,144.40
DEUTSCHE SECURITIES	FGL	ORD	24/05/2010	B	16,675	-86,169.95
DEUTSCHE SECURITIES	FGL	ORD	24/05/2010	B	550,000	-2,851,000.00
DEUTSCHE SECURITIES	FGL	ORD	24/05/2010	B	154,087	-808,448.07
DEUTSCHE SECURITIES	FGL	ORD	24/05/2010	B	104,504	-537,359.57
DEUTSCHE SECURITIES	FGL	ORD	24/05/2010	B	103,951	-537,042.05
DEUTSCHE SECURITIES	FGL	ORD	25/05/2010	B	27	-142.29
DEUTSCHE SECURITIES	FGL	ORD	25/05/2010	B	5	-26.35
DEUTSCHE SECURITIES	FGL	ORD	25/05/2010	B	14	-73.78
DEUTSCHE SECURITIES	FGL	ORD	25/05/2010	B	65,000	-337,750.00
DEUTSCHE SECURITIES	FGL	ORD	25/05/2010	B	12,720	-66,138.19
DEUTSCHE SECURITIES	FGL	ORD	25/05/2010	B	1,500	-7,815.00
DEUTSCHE SECURITIES	FGL	ORD	25/05/2010	B	58,537	-303,775.39
DEUTSCHE SECURITIES	FGL	ORD	25/05/2010	B	154,715	-800,977.64
DEUTSCHE SECURITIES	FGL	ORD	25/05/2010	B	116	-603.20
DEUTSCHE SECURITIES	FGL	ORD	25/05/2010	B	74,286	-385,844.74
DEUTSCHE SECURITIES	FGL	ORD	25/05/2010	B	9,912	-20,317.04
DEUTSCHE SECURITIES	FGL	ORD	25/05/2010	B	55,532	-287,226.91
DEUTSCHE SECURITIES	FGL	ORD	25/05/2010	B	91,717	-475,781.94
DEUTSCHE SECURITIES	FGL	ORD	25/05/2010	B	5,000	-25,950.00
DEUTSCHE SECURITIES	FGL	ORD	25/05/2010	B	20,125	-104,390.75
DEUTSCHE SECURITIES	FGL	ORD	25/05/2010	B	4,175	-21,626.50
DEUTSCHE SECURITIES	FGL	ORD	25/05/2010	B	2,889	-14,922.77
DEUTSCHE SECURITIES	FGL	ORD	25/05/2010	B	190,135	-1,001,669.21
DEUTSCHE SECURITIES	FGL	ORD	25/05/2010	B	86,170	-445,092.32
DEUTSCHE SECURITIES	FGL	ORD	25/05/2010	B	250,000	-1,300,050.00
DEUTSCHE SECURITIES	FGL	ORD	26/05/2010	B	81,905	-448,371.05
DEUTSCHE SECURITIES	FGL	ORD	26/05/2010	B	86,265	-478,413.88
DEUTSCHE SECURITIES	FGL	ORD	26/05/2010	B	62,572	-339,939.08
DEUTSCHE SECURITIES	FGL	ORD	26/05/2010	B	9,963	-54,588.35
DEUTSCHE SECURITIES	FGL	ORD	26/05/2010	B	459,949	-2,530,077.75
DEUTSCHE SECURITIES	FGL	ORD	26/05/2010	B	198,900	-1,089,450.00
DEUTSCHE SECURITIES	FGL	ORD	26/05/2010	B	25,000	-136,950.00
DEUTSCHE SECURITIES	FGL	ORD	26/05/2010	B	11,200	-61,062.00
DEUTSCHE SECURITIES	FGL	ORD	26/05/2010	B	1,800	-8,250.00
DEUTSCHE SECURITIES	FGL	ORD	26/05/2010	B	115,710	-636,141.23
DEUTSCHE SECURITIES	FGL	ORD	26/05/2010	B	1,600,000	-8,820,000.00
DEUTSCHE SECURITIES	FGL	ORD	26/05/2010	B	8,401	-46,181.28
DEUTSCHE SECURITIES	FGL	ORD	26/05/2010	B	11,179	-61,752.74
DEUTSCHE SECURITIES	FGL	ORD	26/05/2010	B	27,890	-150,547.52
DEUTSCHE SECURITIES	FGL	ORD	26/05/2010	B	1,072	-5,915.43
DEUTSCHE SECURITIES	FGL	ORD	26/05/2010	B	2,168	-11,989.04
DEUTSCHE SECURITIES	FGL	ORD	26/05/2010	B	15,359	-84,935.27
DEUTSCHE SECURITIES	FGL	ORD	26/05/2010	B	256,936	-1,411,246.67
DEUTSCHE SECURITIES	FGL	ORD	26/05/2010	B	40,000	-219,700.00
DEUTSCHE SECURITIES	FGL	ORD	26/05/2010	B	478	-2,619.68
DEUTSCHE SECURITIES	FGL	ORD	26/05/2010	B	100,000	-553,100.00
DEUTSCHE SECURITIES	FGL	ORD	27/05/2010	B	71	-392.63
DEUTSCHE SECURITIES	FGL	ORD	27/05/2010	B	8	-44.24
DEUTSCHE SECURITIES	FGL	ORD	27/05/2010	B	44	-243.32
DEUTSCHE SECURITIES	FGL	ORD	27/05/2010	B	100	-559.00
DEUTSCHE SECURITIES	FGL	ORD	27/05/2010	B	1,774	-9,810.22
DEUTSCHE SECURITIES	FGL	ORD	27/05/2010	B	3,588	-19,841.64
DEUTSCHE SECURITIES	FGL	ORD	27/05/2010	B	203,687	-1,149,805.28
DEUTSCHE SECURITIES	FGL	ORD	27/05/2010	B	61,708	-343,282.06
DEUTSCHE SECURITIES	FGL	ORD	27/05/2010	B	175,554	-973,402.23
DEUTSCHE SECURITIES	FGL	ORD	27/05/2010	B	15,000	-83,550.00
DEUTSCHE SECURITIES	FGL	ORD	27/05/2010	B	30,937	-172,493.32
DEUTSCHE SECURITIES	FGL	ORD	27/05/2010	B	170,644	-945,091.15
DEUTSCHE SECURITIES	FGL	ORD	27/05/2010	B	5,865	-32,439.50

Note: Some transaction may not be available at time of filing.

Schedule 1 to Form 609

Group Name	ASX	Block	Trade Date	Trans Type	Trans Number	Consideration
DEUTSCHE SECURITIES	FGL	ORD	27/05/2010	B	25,048	-138,680.40
DEUTSCHE SECURITIES	FGL	ORD	27/05/2010	B	476,847	-2,653,844.29
DEUTSCHE SECURITIES	FGL	ORD	27/05/2010	B	350,000	-1,942,500.00
DEUTSCHE SECURITIES	FGL	ORD	27/05/2010	B	45,000	-251,100.00
DEUTSCHE SECURITIES	FGL	ORD	27/05/2010	B	915	-5,114.85
DEUTSCHE SECURITIES	FGL	ORD	27/05/2010	B	60,000	-336,680.16
DEUTSCHE SECURITIES	FGL	ORD	27/05/2010	B	250	-1,407.50
DEUTSCHE SECURITIES	FGL	ORD	27/05/2010	B	5,991	-33,672.58
DEUTSCHE SECURITIES	FGL	ORD	27/05/2010	B	67,157	-374,030.48
DEUTSCHE SECURITIES	FGL	ORD	27/05/2010	B	1,800	-9,972.00
DEUTSCHE SECURITIES	FGL	ORD	27/05/2010	B	1,787	-9,899.98
DEUTSCHE SECURITIES	FGL	ORD	27/05/2010	B	72,530	-401,916.20
DEUTSCHE SECURITIES	FGL	ORD	27/05/2010	B	11,707	-64,856.78
DEUTSCHE SECURITIES	FGL	ORD	27/05/2010	B	200,000	-1,113,840.00
DEUTSCHE SECURITIES	FGL	ORD	27/05/2010	B	2,000	-11,200.00
DEUTSCHE SECURITIES	FGL	ORD	27/05/2010	B	30,907	-217,877.15
DEUTSCHE SECURITIES	FGL	ORD	27/05/2010	B	161,600	-896,473.76
DEUTSCHE SECURITIES	FGL	ORD	27/05/2010	B	38,400	-213,546.24
DEUTSCHE SECURITIES	FGL	ORD	28/05/2010	B	5,013	-27,772.02
DEUTSCHE SECURITIES	FGL	ORD	28/05/2010	B	1,500	-8,985.00
DEUTSCHE SECURITIES	FGL	ORD	28/05/2010	B	35,714	-199,641.25
DEUTSCHE SECURITIES	FGL	ORD	28/05/2010	B	18,900	-104,804.00
DEUTSCHE SECURITIES	FGL	ORD	28/05/2010	B	235,503	-1,299,068.69
DEUTSCHE SECURITIES	FGL	ORD	28/05/2010	B	93,217	-512,645.97
DEUTSCHE SECURITIES	FGL	ORD	28/05/2010	B	152,870	-840,071.69
DEUTSCHE SECURITIES	FGL	ORD	28/05/2010	B	89,510	-493,282.04
DEUTSCHE SECURITIES	FGL	ORD	28/05/2010	B	86,911	-477,370.98
DEUTSCHE SECURITIES	FGL	ORD	28/05/2010	B	284,956	-1,561,400.32
DEUTSCHE SECURITIES	FGL	ORD	28/05/2010	B	6,330	-35,384.70
DEUTSCHE SECURITIES	FGL	ORD	28/05/2010	B	2,660	-14,617.88
DEUTSCHE SECURITIES	FGL	ORD	28/05/2010	B	649	-3,556.52
DEUTSCHE SECURITIES	FGL	ORD	28/05/2010	B	211,163	-1,157,322.53
DEUTSCHE SECURITIES	FGL	ORD	28/05/2010	B	7,100	-38,765.00
DEUTSCHE SECURITIES	FGL	ORD	28/05/2010	B	114,037	-627,203.50
DEUTSCHE SECURITIES	FGL	ORD	28/05/2010	B	30,000	-165,000.00
DEUTSCHE SECURITIES	FGL	ORD	28/05/2010	B	28,814	-158,477.00
DEUTSCHE SECURITIES	FGL	ORD	28/05/2010	B	36,809	-202,482.63
DEUTSCHE SECURITIES	FGL	ORD	28/05/2010	B	18,800	-103,023.96
DEUTSCHE SECURITIES	FGL	ORD	31/05/2010	B	12,600	-70,060.83
DEUTSCHE SECURITIES	FGL	ORD	31/05/2010	B	521	-2,896.76
DEUTSCHE SECURITIES	FGL	ORD	31/05/2010	B	161,850	-909,303.87
DEUTSCHE SECURITIES	FGL	ORD	31/05/2010	B	182,800	-1,019,745.00
DEUTSCHE SECURITIES	FGL	ORD	31/05/2010	B	51,425	-287,074.90
DEUTSCHE SECURITIES	FGL	ORD	31/05/2010	B	48,394	-270,226.44
DEUTSCHE SECURITIES	FGL	ORD	31/05/2010	B	73,408	-409,486.73
DEUTSCHE SECURITIES	FGL	ORD	31/05/2010	B	190,215	-1,062,945.99
DEUTSCHE SECURITIES	FGL	ORD	31/05/2010	B	184,352	-1,029,856.50
DEUTSCHE SECURITIES	FGL	ORD	31/05/2010	B	6,432	-35,890.56
DEUTSCHE SECURITIES	FGL	ORD	31/05/2010	B	35,971	-200,986.53
DEUTSCHE SECURITIES	FGL	ORD	31/05/2010	B	6,060	-33,336.62
DEUTSCHE SECURITIES	FGL	ORD	31/05/2010	B	70,182	-387,813.44
DEUTSCHE SECURITIES	FGL	ORD	31/05/2010	B	6,000	-33,603.60
DEUTSCHE SECURITIES	FGL	ORD	31/05/2010	B	3,000	-16,740.00
DEUTSCHE SECURITIES	FGL	ORD	31/05/2010	B	118,942	-654,220.32
DEUTSCHE SECURITIES	FGL	ORD	31/05/2010	B	100,000	-560,150.00
DEUTSCHE SECURITIES	FGL	ORD	31/05/2010	B	22,000	-123,200.00
DEUTSCHE SECURITIES	FGL	ORD	1/06/2010	B	23	-127.46
DEUTSCHE SECURITIES	FGL	ORD	1/06/2010	B	114	-631.56
DEUTSCHE SECURITIES	FGL	ORD	1/06/2010	B	15,453	-85,609.62
DEUTSCHE SECURITIES	FGL	ORD	1/06/2010	B	169,129	-932,617.40
DEUTSCHE SECURITIES	FGL	ORD	1/06/2010	B	32,715	-180,278.16
DEUTSCHE SECURITIES	FGL	ORD	1/06/2010	B	298,968	-1,651,754.05
DEUTSCHE SECURITIES	FGL	ORD	1/06/2010	B	24,134	-138,442.34
DEUTSCHE SECURITIES	FGL	ORD	1/06/2010	B	1,747	-9,640.80
DEUTSCHE SECURITIES	FGL	ORD	1/06/2010	B	150,000	-829,500.00
DEUTSCHE SECURITIES	FGL	ORD	1/06/2010	B	27,393	-151,209.86
DEUTSCHE SECURITIES	FGL	ORD	1/06/2010	B	500,000	-2,760,000.00
DEUTSCHE SECURITIES	FGL	ORD	1/06/2010	B	157,848	-869,742.48
DEUTSCHE SECURITIES	FGL	ORD	1/06/2010	B	16,460	-90,694.60
DEUTSCHE SECURITIES	FGL	ORD	1/06/2010	B	4,887	-26,927.37
DEUTSCHE SECURITIES	FGL	ORD	1/06/2010	B	5,307	-29,241.57

Note: Some transaction may not be available at time of filing.

Schedule 1 to Form 603

Group Name	ASV	Stock	Trade Date	Trans Type	Trans Number	Consideration
DEUTSCHE SECURITIES	FGL	ORD	1/05/2010	B	160,437	-884,007.87
DEUTSCHE SECURITIES	FGL	ORD	1/06/2010	B	92,898	-518,970.84
DEUTSCHE SECURITIES	FGL	ORD	1/06/2010	B	37,252	-205,258.52
DEUTSCHE SECURITIES	FGL	ORD	1/06/2010	B	14,000	-77,420.00
DEUTSCHE SECURITIES	FGL	ORD	2/06/2010	B	36,496	-200,363.04
DEUTSCHE SECURITIES	FGL	ORD	2/06/2010	B	343,650	-1,893,636.21
DEUTSCHE SECURITIES	FGL	ORD	2/06/2010	B	42,382	-234,012.41
DEUTSCHE SECURITIES	FGL	ORD	2/06/2010	B	4,097	-22,574.47
DEUTSCHE SECURITIES	FGL	ORD	2/06/2010	B	48,548	-267,042.48
DEUTSCHE SECURITIES	FGL	ORD	2/06/2010	B	203,871	-1,125,701.56
DEUTSCHE SECURITIES	FGL	ORD	2/06/2010	B	6,293	-34,777.64
DEUTSCHE SECURITIES	FGL	ORD	2/06/2010	B	14,158	-78,152.16
DEUTSCHE SECURITIES	FGL	ORD	2/06/2010	B	313,578	-1,731,838.29
DEUTSCHE SECURITIES	FGL	ORD	2/06/2010	B	132,974	-733,484.58
DEUTSCHE SECURITIES	FGL	ORD	2/06/2010	B	10,108	-55,897.24
DEUTSCHE SECURITIES	FGL	ORD	2/06/2010	B	25	-138.25
DEUTSCHE SECURITIES	FGL	ORD	2/06/2010	B	811	-4,476.72
DEUTSCHE SECURITIES	FGL	ORD	3/06/2010	B	10,787	-39,975.72
DEUTSCHE SECURITIES	FGL	ORD	3/06/2010	B	32,084	-178,016.84
DEUTSCHE SECURITIES	FGL	ORD	3/06/2010	B	202,984	-1,127,474.47
DEUTSCHE SECURITIES	FGL	ORD	3/06/2010	B	139,139	-774,054.99
DEUTSCHE SECURITIES	FGL	ORD	3/06/2010	B	165,360	-917,748.00
DEUTSCHE SECURITIES	FGL	ORD	3/06/2010	B	34,876	-193,635.60
DEUTSCHE SECURITIES	FGL	ORD	3/06/2010	B	9,257	-51,548.75
DEUTSCHE SECURITIES	FGL	ORD	3/06/2010	B	130,885	-731,360.67
DEUTSCHE SECURITIES	FGL	ORD	3/06/2010	B	148,980	-832,798.20
DEUTSCHE SECURITIES	FGL	ORD	3/06/2010	B	22,159	-123,968.02
DEUTSCHE SECURITIES	FGL	ORD	3/06/2010	B	100,000	-559,920.00
DEUTSCHE SECURITIES	FGL	ORD	3/06/2010	B	12,342	-68,398.11
DEUTSCHE SECURITIES	FGL	ORD	3/06/2010	B	1,095	-6,110.75
DEUTSCHE SECURITIES	FGL	ORD	4/06/2010	B	1,914	-10,718.40
DEUTSCHE SECURITIES	FGL	ORD	4/06/2010	B	24,396	-136,877.70
DEUTSCHE SECURITIES	FGL	ORD	4/06/2010	B	1	-5.59
DEUTSCHE SECURITIES	FGL	ORD	4/06/2010	B	30,299	-170,652.56
DEUTSCHE SECURITIES	FGL	ORD	4/06/2010	B	65,814	-365,523.27
DEUTSCHE SECURITIES	FGL	ORD	4/06/2010	B	34,925	-196,967.84
DEUTSCHE SECURITIES	FGL	ORD	4/06/2010	B	2,771	-15,600.73
DEUTSCHE SECURITIES	FGL	ORD	4/06/2010	B	17,508	-98,394.96
DEUTSCHE SECURITIES	FGL	ORD	4/06/2010	B	3,146	-45,922.97
DEUTSCHE SECURITIES	FGL	ORD	4/06/2010	B	38,714	-218,470.20
DEUTSCHE SECURITIES	FGL	ORD	4/06/2010	B	1,601	-9,045.65
DEUTSCHE SECURITIES	FGL	ORD	4/06/2010	B	9,168	-51,799.20
DEUTSCHE SECURITIES	FGL	ORD	4/06/2010	B	50,000	-282,515.01
DEUTSCHE SECURITIES	FGL	ORD	4/06/2010	B	82,599	-463,454.73
DEUTSCHE SECURITIES	FGL	ORD	7/06/2010	B	26	-146.90
DEUTSCHE SECURITIES	FGL	ORD	7/06/2010	B	1,158	-5,538.41
DEUTSCHE SECURITIES	FGL	ORD	7/06/2010	B	61	-344.65
DEUTSCHE SECURITIES	FGL	ORD	7/06/2010	B	129	-728.85
DEUTSCHE SECURITIES	FGL	ORD	7/06/2010	B	457	-2,582.05
DEUTSCHE SECURITIES	FGL	ORD	7/06/2010	B	485	-2,740.25
DEUTSCHE SECURITIES	FGL	ORD	7/06/2010	B	251,888	-1,401,918.43
DEUTSCHE SECURITIES	FGL	ORD	7/06/2010	B	28,272	-182,265.09
DEUTSCHE SECURITIES	FGL	ORD	7/06/2010	B	8,675	-48,261.63
DEUTSCHE SECURITIES	FGL	ORD	7/06/2010	B	86,122	-480,560.76
DEUTSCHE SECURITIES	FGL	ORD	7/06/2010	B	4,618	-25,768.86
DEUTSCHE SECURITIES	FGL	ORD	7/06/2010	B	5,949	-38,775.42
DEUTSCHE SECURITIES	FGL	ORD	7/08/2010	B	206,092	-1,143,853.83
DEUTSCHE SECURITIES	FGL	ORD	7/06/2010	B	177,274	-984,713.28
DEUTSCHE SECURITIES	FGL	ORD	7/06/2010	B	18,493	-102,426.15
DEUTSCHE SECURITIES	FGL	ORD	7/06/2010	B	2,100	-11,634.00
DEUTSCHE SECURITIES	FGL	ORD	7/06/2010	B	49,380	-274,059.00
DEUTSCHE SECURITIES	FGL	ORD	7/06/2010	B	80,000	-444,000.00
DEUTSCHE SECURITIES	FGL	ORD	7/06/2010	B	14,444	-80,164.20
DEUTSCHE SECURITIES	FGL	ORD	7/06/2010	B	179,856	-998,200.80
DEUTSCHE SECURITIES	FGL	ORD	7/06/2010	B	300,000	-1,665,000.00
DEUTSCHE SECURITIES	FGL	ORD	7/06/2010	B	184,976	-1,045,114.40
DEUTSCHE SECURITIES	FGL	ORD	7/06/2010	B	17,640	-97,919.64
DEUTSCHE SECURITIES	FGL	ORD	8/06/2010	B	1	-5.55
DEUTSCHE SECURITIES	FGL	ORD	8/06/2010	B	3	-16.65
DEUTSCHE SECURITIES	FGL	ORD	8/06/2010	B	10	-55.50
DEUTSCHE SECURITIES	FGL	ORD	8/06/2010	B	14	-78.12

Note: Some transaction may not be available at time of filing.

Schedule 1 to Form 603

Group Name	ASK	Stock	Trade Date	Trans Type	Trans Number	Consideration
DEUTSCHE SECURITIES	FGL	ORD	8/06/2010	B	6,188	-34,529.04
DEUTSCHE SECURITIES	FGL	ORD	8/06/2010	B	208,513	-1,172,297.20
DEUTSCHE SECURITIES	FGL	ORD	8/06/2010	B	40,281	-225,629.60
DEUTSCHE SECURITIES	FGL	ORD	8/06/2010	B	189,557	-1,070,247.63
DEUTSCHE SECURITIES	FGL	ORD	8/06/2010	B	128,216	-725,090.02
DEUTSCHE SECURITIES	FGL	ORD	8/06/2010	B	44,300	-249,876.16
DEUTSCHE SECURITIES	FGL	ORD	8/06/2010	B	250,000	-1,409,964.99
DEUTSCHE SECURITIES	FGL	ORD	8/06/2010	B	150,000	-844,500.00
DEUTSCHE SECURITIES	FGL	ORD	8/06/2010	B	22,491	-126,645.28
DEUTSCHE SECURITIES	FGL	ORD	8/06/2010	B	763,620	-4,253,516.12
DEUTSCHE SECURITIES	FGL	ORD	8/06/2010	B	102,423	-576,280.44
DEUTSCHE SECURITIES	FGL	ORD	8/06/2010	B	6,463	-36,322.06
DEUTSCHE SECURITIES	FGL	ORD	8/06/2010	B	97,773	-550,461.99
DEUTSCHE SECURITIES	FGL	ORD	8/06/2010	B	1,710	-9,627.30
DEUTSCHE SECURITIES	FGL	ORD	8/06/2010	B	15,900	-89,555.16
DEUTSCHE SECURITIES	FGL	ORD	9/06/2010	B	41,461	-237,905.71
DEUTSCHE SECURITIES	FGL	ORD	9/06/2010	B	149,379	-851,116.73
DEUTSCHE SECURITIES	FGL	ORD	9/06/2010	B	9,884	-53,406.40
DEUTSCHE SECURITIES	FGL	ORD	9/06/2010	B	14,844	-84,882.45
DEUTSCHE SECURITIES	FGL	ORD	9/06/2010	B	133,705	-762,739.19
DEUTSCHE SECURITIES	FGL	ORD	9/06/2010	B	52,526	-529,490.94
DEUTSCHE SECURITIES	FGL	ORD	9/06/2010	B	1,093	-6,252.89
DEUTSCHE SECURITIES	FGL	ORD	9/06/2010	B	15,243	-87,493.27
DEUTSCHE SECURITIES	FGL	ORD	9/06/2010	B	525	-3,012.40
DEUTSCHE SECURITIES	FGL	ORD	9/06/2010	B	4,600	-26,404.00
DEUTSCHE SECURITIES	FGL	ORD	9/06/2010	B	40,995	-235,721.25
DEUTSCHE SECURITIES	FGL	ORD	9/06/2010	B	5,000	-28,750.00
DEUTSCHE SECURITIES	FGL	ORD	9/06/2010	B	28,726	-161,991.66
DEUTSCHE SECURITIES	FGL	ORD	9/06/2010	B	7,000	-40,145.00
DEUTSCHE SECURITIES	FGL	ORD	10/06/2010	B	1	-5.75
DEUTSCHE SECURITIES	FGL	ORD	10/06/2010	B	29	-166.79
DEUTSCHE SECURITIES	FGL	ORD	10/06/2010	B	4	-23.00
DEUTSCHE SECURITIES	FGL	ORD	10/06/2010	B	6	-34.50
DEUTSCHE SECURITIES	FGL	ORD	10/06/2010	B	8	-46.00
DEUTSCHE SECURITIES	FGL	ORD	10/06/2010	B	19	-109.25
DEUTSCHE SECURITIES	FGL	ORD	10/06/2010	B	28	-161.00
DEUTSCHE SECURITIES	FGL	ORD	10/06/2010	B	79	-454.25
DEUTSCHE SECURITIES	FGL	ORD	10/06/2010	B	20,577	-118,441.30
DEUTSCHE SECURITIES	FGL	ORD	10/06/2010	B	25,946	-144,979.12
DEUTSCHE SECURITIES	FGL	ORD	10/06/2010	B	170,919	-986,690.92
DEUTSCHE SECURITIES	FGL	ORD	10/06/2010	B	73,865	-427,064.28
DEUTSCHE SECURITIES	FGL	ORD	10/06/2010	B	16,759	-96,943.30
DEUTSCHE SECURITIES	FGL	ORD	10/06/2010	B	380,103	-2,197,205.07
DEUTSCHE SECURITIES	FGL	ORD	10/06/2010	B	2,500	-14,525.00
DEUTSCHE SECURITIES	FGL	ORD	10/06/2010	B	123,220	-713,634.56
DEUTSCHE SECURITIES	FGL	ORD	10/06/2010	B	7,887	-43,676.87
DEUTSCHE SECURITIES	FGL	ORD	10/06/2010	B	197,206	-1,143,784.80
DEUTSCHE SECURITIES	FGL	ORD	10/06/2010	B	21,833	-125,819.21
DEUTSCHE SECURITIES	FGL	ORD	10/06/2010	B	200,000	-1,159,920.00
DEUTSCHE SECURITIES	FGL	ORD	10/06/2010	B	25,000	-145,200.00
DEUTSCHE SECURITIES	FGL	ORD	11/06/2010	B	116	-672.76
DEUTSCHE SECURITIES	FGL	ORD	11/06/2010	B	37,035	-214,803.00
DEUTSCHE SECURITIES	FGL	ORD	11/06/2010	B	72,906	-132,156.60
DEUTSCHE SECURITIES	FGL	ORD	11/06/2010	B	180,656	-1,041,810.62
DEUTSCHE SECURITIES	FGL	ORD	11/06/2010	B	13,452	-77,409.20
DEUTSCHE SECURITIES	FGL	ORD	11/06/2010	B	5,000	-28,700.00
DEUTSCHE SECURITIES	FGL	ORD	11/06/2010	B	213	-1,226.88
DEUTSCHE SECURITIES	FGL	ORD	11/06/2010	B	17,444	-100,651.88
DEUTSCHE SECURITIES	FGL	ORD	11/06/2010	B	96,283	-555,422.51
DEUTSCHE SECURITIES	FGL	ORD	11/06/2010	B	141,577	-815,907.03
DEUTSCHE SECURITIES	FGL	ORD	11/06/2010	B	9,340	-53,798.40
DEUTSCHE SECURITIES	FGL	ORD	11/06/2010	B	62,400	-360,035.52
DEUTSCHE SECURITIES	FGL	ORD	11/06/2010	B	1,485	-14,322.80
DEUTSCHE SECURITIES	FGL	ORD	11/06/2010	B	209,614	-1,207,376.64
DEUTSCHE SECURITIES	FGL	ORD	15/06/2010	B	20,575	-119,869.95
DEUTSCHE SECURITIES	FGL	ORD	15/06/2010	B	98,236	-570,669.86
DEUTSCHE SECURITIES	FGL	ORD	15/06/2010	B	41,137	-238,864.47
DEUTSCHE SECURITIES	FGL	ORD	15/06/2010	B	12,598	-73,058.40
DEUTSCHE SECURITIES	FGL	ORD	15/06/2010	B	77,515	-456,384.35
DEUTSCHE SECURITIES	FGL	ORD	15/06/2010	B	65,838	-387,091.29
DEUTSCHE SECURITIES	FGL	ORD	15/06/2010	B	64,947	-381,549.56

Note: Some transaction may not be available at time of filing.



Schedule 1 to Form 603

Group Name	ASX	Stock	Trade Date	Trans Type	Trans Number	Consideration
DEUTSCHE SECURITIES	FGL	ORD	15/06/2010	B	41,138	-238,600.48
DEUTSCHE SECURITIES	FGL	ORD	15/06/2010	B	192,407	-1,136,300.98
DEUTSCHE SECURITIES	FGL	ORD	15/06/2010	B	38,685	-227,965.71
DEUTSCHE SECURITIES	FGL	ORD	15/06/2010	B	10,000	-60,000.00
DEUTSCHE SECURITIES	FGL	ORD	15/06/2010	B	5,000	-28,750.00
DEUTSCHE SECURITIES	FGL	ORD	15/06/2010	B	63,080	-371,269.96
DEUTSCHE SECURITIES	FGL	ORD	15/06/2010	B	1,000	-5,862.30
DEUTSCHE SECURITIES	FGL	ORD	16/06/2010	B	1	-5.93
DEUTSCHE SECURITIES	FGL	ORD	16/06/2010	B	5	-29.88
DEUTSCHE SECURITIES	FGL	ORD	16/06/2010	B	20,500	-118,904.47
DEUTSCHE SECURITIES	FGL	ORD	16/06/2010	B	45,265	-267,968.80
DEUTSCHE SECURITIES	FGL	ORD	16/06/2010	B	4,846	-28,688.32
DEUTSCHE SECURITIES	FGL	ORD	16/06/2010	B	255,824	-1,483,896.84
DEUTSCHE SECURITIES	FGL	ORD	16/06/2010	B	90,176	-520,825.12
DEUTSCHE SECURITIES	FGL	ORD	16/06/2010	B	65,900	-382,536.96
DEUTSCHE SECURITIES	FGL	ORD	16/06/2010	B	10,000	-58,200.00
DEUTSCHE SECURITIES	FGL	ORD	16/06/2010	B	66,807	-389,641.80
DEUTSCHE SECURITIES	FGL	ORD	16/06/2010	B	46,375	-267,190.00
DEUTSCHE SECURITIES	FGL	ORD	16/06/2010	B	119,312	-692,861.07
DEUTSCHE SECURITIES	FGL	ORD	16/06/2010	B	40,000	-231,200.00
DEUTSCHE SECURITIES	FGL	ORD	16/06/2010	B	2,590	-14,892.50
DEUTSCHE SECURITIES	FGL	ORD	16/06/2010	B	195,385	-1,125,672.21
DEUTSCHE SECURITIES	FGL	ORD	16/06/2010	B	31,699	-87,130.07
DEUTSCHE SECURITIES	FGL	ORD	16/06/2010	B	280,937	-1,621,006.49
DEUTSCHE SECURITIES	FGL	ORD	16/06/2010	B	43,296	-252,147.24
DEUTSCHE SECURITIES	FGL	ORD	16/06/2010	B	12,000	-69,103.24
DEUTSCHE SECURITIES	FGL	ORD	16/06/2010	B	887	-5,171.74
DEUTSCHE SECURITIES	FGL	ORD	17/06/2010	B	28,563	-171,465.65
DEUTSCHE SECURITIES	FGL	ORD	17/06/2010	B	217,191	-1,260,798.32
DEUTSCHE SECURITIES	FGL	ORD	17/06/2010	B	72,247	-419,367.04
DEUTSCHE SECURITIES	FGL	ORD	17/06/2010	B	25,005	-145,008.63
DEUTSCHE SECURITIES	FGL	ORD	17/06/2010	B	21,622	-125,808.81
DEUTSCHE SECURITIES	FGL	ORD	17/06/2010	B	51,936	-300,969.28
DEUTSCHE SECURITIES	FGL	ORD	17/06/2010	B	3,852	-22,341.60
DEUTSCHE SECURITIES	FGL	ORD	17/06/2010	B	64,538	-373,675.02
DEUTSCHE SECURITIES	FGL	ORD	17/06/2010	B	119,308	-691,461.44
DEUTSCHE SECURITIES	FGL	ORD	18/06/2010	B	20,575	-119,376.15
DEUTSCHE SECURITIES	FGL	ORD	18/06/2010	B	13,571	-78,711.80
DEUTSCHE SECURITIES	FGL	ORD	18/06/2010	B	1	-5.84
DEUTSCHE SECURITIES	FGL	ORD	18/06/2010	B	137,996	-804,544.28
DEUTSCHE SECURITIES	FGL	ORD	18/06/2010	B	182,195	-1,058,599.90
DEUTSCHE SECURITIES	FGL	ORD	18/06/2010	B	162,649	-944,137.23
DEUTSCHE SECURITIES	FGL	ORD	18/06/2010	B	200,000	-1,172,000.00
DEUTSCHE SECURITIES	FGL	ORD	18/06/2010	B	32	-185.28
DEUTSCHE SECURITIES	FGL	ORD	18/06/2010	B	7	-40.53
DEUTSCHE SECURITIES	FGL	ORD	18/06/2010	B	19	-110.01
DEUTSCHE SECURITIES	FGL	ORD	18/06/2010	B	30,477	-176,341.83
DEUTSCHE SECURITIES	FGL	ORD	18/06/2010	B	169,415	-982,798.21
DEUTSCHE SECURITIES	FGL	ORD	18/06/2010	B	7,680	-44,697.60
DEUTSCHE SECURITIES	FGL	ORD	18/06/2010	B	7,403	-42,853.37
DEUTSCHE SECURITIES	FGL	ORD	18/06/2010	B	1,275	-7,369.50
DEUTSCHE SECURITIES	FGL	ORD	18/06/2010	B	38	-220.78
DEUTSCHE SECURITIES	FGL	ORD	18/06/2010	B	194,800	-1,131,788.00
DEUTSCHE SECURITIES	FGL	ORD	18/06/2010	B	16,958	-98,678.60
DEUTSCHE SECURITIES	FGL	ORD	21/06/2010	B	2	-11.62
DEUTSCHE SECURITIES	FGL	ORD	21/06/2010	B	717	-4,164.75
DEUTSCHE SECURITIES	FGL	ORD	21/06/2010	B	9	-51.29
DEUTSCHE SECURITIES	FGL	ORD	21/06/2010	B	39	-191.73
DEUTSCHE SECURITIES	FGL	ORD	21/06/2010	B	38	-220.78
DEUTSCHE SECURITIES	FGL	ORD	21/06/2010	B	14,878	-85,701.98
DEUTSCHE SECURITIES	FGL	ORD	21/06/2010	B	147	-854.07
DEUTSCHE SECURITIES	FGL	ORD	21/06/2010	B	400	-2,324.00
DEUTSCHE SECURITIES	FGL	ORD	21/06/2010	B	90,398	-527,102.52
DEUTSCHE SECURITIES	FGL	ORD	21/06/2010	B	15,822	-92,242.26
DEUTSCHE SECURITIES	FGL	ORD	21/06/2010	B	61,924	-356,690.24
DEUTSCHE SECURITIES	FGL	ORD	21/06/2010	B	209,701	-1,210,596.24
DEUTSCHE SECURITIES	FGL	ORD	21/06/2010	B	132,450	-762,847.00
DEUTSCHE SECURITIES	FGL	ORD	21/06/2010	B	19,418	-111,809.32
DEUTSCHE SECURITIES	FGL	ORD	21/06/2010	B	94,454	-544,112.24
DEUTSCHE SECURITIES	FGL	ORD	21/06/2010	B	19,740	-113,647.96
DEUTSCHE SECURITIES	FGL	ORD	21/06/2010	B	35,000	-202,200.00

Note: Some transaction may not be available at time of filing.

Schedule 1 to Form 603

Group Name	ASX	Stock	Trade Date	Trans Type	Trans Number	Consideration
DEUTSCHE SECURITIES	FGL	ORD	21/06/2010	B	447	-2,570.25
DEUTSCHE SECURITIES	FGL	ORD	21/06/2010	B	97,709	-562,798.08
DEUTSCHE SECURITIES	FGL	ORD	21/06/2010	B	294,805	-1,698,076.80
DEUTSCHE SECURITIES	FGL	ORD	21/06/2010	B	46,623	-269,159.24
DEUTSCHE SECURITIES	FGL	ORD	21/06/2010	B	11,500	-66,420.00
DEUTSCHE SECURITIES	FGL	ORD	22/06/2010	B	19,464	-111,843.70
DEUTSCHE SECURITIES	FGL	ORD	22/06/2010	B	7,901	-45,351.74
DEUTSCHE SECURITIES	FGL	ORD	22/06/2010	B	37,934	-216,402.24
DEUTSCHE SECURITIES	FGL	ORD	22/06/2010	B	177,053	-1,016,690.14
DEUTSCHE SECURITIES	FGL	ORD	22/06/2010	B	38,928	-228,668.62
DEUTSCHE SECURITIES	FGL	ORD	22/06/2010	B	60,216	-344,381.33
DEUTSCHE SECURITIES	FGL	ORD	22/06/2010	B	30,324	-174,340.00
DEUTSCHE SECURITIES	FGL	ORD	22/06/2010	B	29,047	-166,516.01
DEUTSCHE SECURITIES	FGL	ORD	22/06/2010	B	1,680	-9,542.40
DEUTSCHE SECURITIES	FGL	ORD	22/06/2010	B	4,795	-27,235.60
DEUTSCHE SECURITIES	FGL	ORD	22/06/2010	B	109,798	-628,652.64
DEUTSCHE SECURITIES	FGL	ORD	22/06/2010	B	8,474	-67,029.84
DEUTSCHE SECURITIES	FGL	ORD	22/06/2010	B	89,078	-513,089.28
DEUTSCHE SECURITIES	FGL	ORD	22/06/2010	B	199,519	-1,140,949.40
DEUTSCHE SECURITIES	FGL	ORD	22/06/2010	B	11,700	-66,620.00
DEUTSCHE SECURITIES	FGL	ORD	22/06/2010	B	2,930	-16,642.40
DEUTSCHE SECURITIES	FGL	ORD	23/06/2010	B	80,000	-454,800.00
DEUTSCHE SECURITIES	FGL	ORD	23/06/2010	B	4,213	-23,961.97
DEUTSCHE SECURITIES	FGL	ORD	23/06/2010	B	83,851	-477,154.03
DEUTSCHE SECURITIES	FGL	ORD	23/06/2010	B	31,075	-176,600.99
DEUTSCHE SECURITIES	FGL	ORD	23/06/2010	B	254,016	-1,444,693.07
DEUTSCHE SECURITIES	FGL	ORD	23/06/2010	B	103,534	-586,504.07
DEUTSCHE SECURITIES	FGL	ORD	23/06/2010	B	300,000	-1,704,000.00
DEUTSCHE SECURITIES	FGL	ORD	23/06/2010	B	11,457	-64,846.62
DEUTSCHE SECURITIES	FGL	ORD	23/06/2010	B	96,120	-204,439.20
DEUTSCHE SECURITIES	FGL	ORD	23/06/2010	B	80,022	-452,924.52
DEUTSCHE SECURITIES	FGL	ORD	23/06/2010	B	205,275	-1,163,498.70
DEUTSCHE SECURITIES	FGL	ORD	23/06/2010	B	15,000	-84,830.00
DEUTSCHE SECURITIES	FGL	ORD	23/06/2010	B	6,092	-34,677.49
DEUTSCHE SECURITIES	FGL	ORD	23/06/2010	B	6,430	-35,393.80
DEUTSCHE SECURITIES	FGL	ORD	24/06/2010	B	7,179	-40,625.53
DEUTSCHE SECURITIES	FGL	ORD	24/06/2010	B	8,218	-46,513.88
DEUTSCHE SECURITIES	FGL	ORD	24/06/2010	B	8,594	-49,208.04
DEUTSCHE SECURITIES	FGL	ORD	24/06/2010	B	111,594	-621,024.01
DEUTSCHE SECURITIES	FGL	ORD	24/06/2010	B	97,212	-210,864.06
DEUTSCHE SECURITIES	FGL	ORD	24/06/2010	B	76,402	-499,804.33
DEUTSCHE SECURITIES	FGL	ORD	24/06/2010	B	42,648	-241,813.01
DEUTSCHE SECURITIES	FGL	ORD	24/06/2010	B	268,650	-1,512,621.23
DEUTSCHE SECURITIES	FGL	ORD	24/06/2010	B	3,658	-20,667.70
DEUTSCHE SECURITIES	FGL	ORD	24/06/2010	B	5,247	-29,837.79
DEUTSCHE SECURITIES	FGL	ORD	24/06/2010	B	1,763	-9,996.21
DEUTSCHE SECURITIES	FGL	ORD	24/06/2010	B	25,375	-144,190.00
DEUTSCHE SECURITIES	FGL	ORD	24/06/2010	B	41,454	-235,098.07
DEUTSCHE SECURITIES	FGL	ORD	24/06/2010	B	6,057	-34,040.34
DEUTSCHE SECURITIES	FGL	ORD	24/06/2010	B	12,932	-73,307.63
DEUTSCHE SECURITIES	FGL	ORD	24/06/2010	B	150,000	-862,500.00
DEUTSCHE SECURITIES	FGL	ORD	24/06/2010	B	347,000	-1,908,500.00
DEUTSCHE SECURITIES	FGL	ORD	25/06/2010	B	11	-62.48
DEUTSCHE SECURITIES	FGL	ORD	25/06/2010	B	464	-2,635.52
DEUTSCHE SECURITIES	FGL	ORD	25/06/2010	B	48	-272.64
DEUTSCHE SECURITIES	FGL	ORD	25/06/2010	B	58	-329.44
DEUTSCHE SECURITIES	FGL	ORD	25/06/2010	B	62	-352.16
DEUTSCHE SECURITIES	FGL	ORD	25/06/2010	B	188	-1,067.84
DEUTSCHE SECURITIES	FGL	ORD	25/06/2010	B	6,240	-35,501.09
DEUTSCHE SECURITIES	FGL	ORD	25/06/2010	B	1,622	-9,229.18
DEUTSCHE SECURITIES	FGL	ORD	25/06/2010	B	199,201	-1,138,219.87
DEUTSCHE SECURITIES	FGL	ORD	25/06/2010	B	25,000	-142,750.00
DEUTSCHE SECURITIES	FGL	ORD	25/06/2010	B	118,286	-675,105.91
DEUTSCHE SECURITIES	FGL	ORD	25/06/2010	B	242	-1,959.66
DEUTSCHE SECURITIES	FGL	ORD	25/06/2010	B	78,324	-446,547.89
DEUTSCHE SECURITIES	FGL	ORD	25/06/2010	B	450,000	-2,568,000.00
DEUTSCHE SECURITIES	FGL	ORD	25/06/2010	B	600,000	-3,432,000.00
DEUTSCHE SECURITIES	FGL	ORD	25/06/2010	B	61,486	-349,731.22
DEUTSCHE SECURITIES	FGL	ORD	25/06/2010	B	37,928	-215,719.35
DEUTSCHE SECURITIES	FGL	ORD	25/06/2010	B	183,958	-1,045,740.43
DEUTSCHE SECURITIES	FGL	ORD	25/06/2010	B	1,754	-9,962.72

Note: Some transaction may not be available at time of filing.

Schedule 1 to Form 603

Group Name	ASX	Stock	Trade Date	Trans Type	Trans Number	Consideration
DEUTSCHE SECURITIES	FGL	ORD	25/06/2010	B	11	-62.59
DEUTSCHE SECURITIES	FGL	ORD	25/06/2010	B	88,068	-503,854.64
DEUTSCHE SECURITIES	FGL	ORD	25/06/2010	B	8,450	-48,174.00
DEUTSCHE SECURITIES	FGL	ORD	25/06/2010	B	63,250	-360,948.78
DEUTSCHE SECURITIES	FGL	ORD	28/06/2010	B	12,211	-75,170.59
DEUTSCHE SECURITIES	FGL	ORD	28/06/2010	B	4	-22.76
DEUTSCHE SECURITIES	FGL	ORD	28/06/2010	B	12	-58.28
DEUTSCHE SECURITIES	FGL	ORD	28/06/2010	B	1,000	-5,660.00
DEUTSCHE SECURITIES	FGL	ORD	28/06/2010	B	12,327	-69,676.00
DEUTSCHE SECURITIES	FGL	ORD	28/06/2010	B	3,000	-16,980.00
DEUTSCHE SECURITIES	FGL	ORD	28/06/2010	B	8	-45.26
DEUTSCHE SECURITIES	FGL	ORD	28/06/2010	B	619	-3,491.28
DEUTSCHE SECURITIES	FGL	ORD	28/06/2010	B	3,701	-20,822.20
DEUTSCHE SECURITIES	FGL	ORD	28/06/2010	B	30,284	-170,315.56
DEUTSCHE SECURITIES	FGL	ORD	28/06/2010	B	5,200	-29,380.00
DEUTSCHE SECURITIES	FGL	ORD	28/06/2010	B	138,716	-781,244.50
DEUTSCHE SECURITIES	FGL	ORD	28/06/2010	B	34,093	-192,151.75
DEUTSCHE SECURITIES	FGL	ORD	28/06/2010	B	2,248	-12,662.10
DEUTSCHE SECURITIES	FGL	ORD	28/06/2010	B	1,209,300	-6,750,513.00
DEUTSCHE SECURITIES	FGL	ORD	28/06/2010	B	600,000	-3,370,116.12
DEUTSCHE SECURITIES	FGL	ORD	28/06/2010	B	20,082	-112,189.57
DEUTSCHE SECURITIES	FGL	ORD	28/06/2010	B	229,585	-1,291,461.54
DEUTSCHE SECURITIES	FGL	ORD	28/06/2010	B	19,000	-107,130.00
DEUTSCHE SECURITIES	FGL	ORD	29/06/2010	B	8,173	-46,115.08
DEUTSCHE SECURITIES	FGL	ORD	29/06/2010	B	56,413	-318,835.18
DEUTSCHE SECURITIES	FGL	ORD	29/06/2010	B	95,286	-537,619.42
DEUTSCHE SECURITIES	FGL	ORD	29/06/2010	B	823	-4,651.58
DEUTSCHE SECURITIES	FGL	ORD	29/06/2010	B	550,000	-3,109,500.00
DEUTSCHE SECURITIES	FGL	ORD	29/06/2010	B	30,400	-171,121.96
DEUTSCHE SECURITIES	FGL	ORD	29/06/2010	B	78,403	-441,000.16
DEUTSCHE SECURITIES	FGL	ORD	29/06/2010	B	5,134	-28,904.42
DEUTSCHE SECURITIES	FGL	ORD	29/06/2010	B	4,500	-25,360.00
DEUTSCHE SECURITIES	FGL	ORD	29/06/2010	B	208,772	-1,173,298.64
DEUTSCHE SECURITIES	FGL	ORD	29/06/2010	B	24,753	-139,111.86
DEUTSCHE SECURITIES	FGL	ORD	29/06/2010	B	22,929	-128,991.68
DEUTSCHE SECURITIES	FGL	ORD	29/06/2010	B	11,269	-63,619.14
DEUTSCHE SECURITIES	FGL	ORD	30/06/2010	B	3,021,003	-17,011,419.94
DEUTSCHE SECURITIES	FGL	ORD	30/06/2010	B	64,286	-362,272.87
DEUTSCHE SECURITIES	FGL	ORD	30/06/2010	B	162,520	-917,627.74
DEUTSCHE SECURITIES	FGL	ORD	30/06/2010	B	5,200	-29,120.00
DEUTSCHE SECURITIES	FGL	ORD	30/06/2010	B	612	-3,439.44
DEUTSCHE SECURITIES	FGL	ORD	30/06/2010	B	14,376	-81,090.92
DEUTSCHE SECURITIES	FGL	ORD	30/06/2010	B	400,400	-2,261,973.53
DEUTSCHE SECURITIES	FGL	ORD	30/06/2010	B	40,000	-225,600.00
DEUTSCHE SECURITIES	FGL	ORD	30/06/2010	B	38,460	-217,011.81
DEUTSCHE SECURITIES	FGL	ORD	30/06/2010	B	55,857	-312,300.85
DEUTSCHE SECURITIES	FGL	ORD	30/06/2010	B	17,693	-99,846.04
DEUTSCHE SECURITIES	FGL	ORD	30/06/2010	B	144,791	-818,069.15
DEUTSCHE SECURITIES	FGL	ORD	30/06/2010	B	22,556	-127,441.40
DEUTSCHE SECURITIES	FGL	ORD	30/06/2010	B	1,752	-9,898.80
DEUTSCHE SECURITIES	FGL	ORD	30/06/2010	B	53,413	-301,783.45
DEUTSCHE SECURITIES	FGL	ORD	30/06/2010	B	4,109	-22,928.22
DEUTSCHE SECURITIES	FGL	ORD	30/06/2010	B	7,180	-40,380.32
DEUTSCHE SECURITIES	FGL	ORD	1/07/2010	B	1	-5.58
DEUTSCHE SECURITIES	FGL	ORD	1/07/2010	B	36,295	-201,422.73
DEUTSCHE SECURITIES	FGL	ORD	1/07/2010	B	24,900	-138,307.00
DEUTSCHE SECURITIES	FGL	ORD	1/07/2010	B	3,500	-19,425.00
DEUTSCHE SECURITIES	FGL	ORD	1/07/2010	B	83,204	-459,705.23
DEUTSCHE SECURITIES	FGL	ORD	1/07/2010	B	58,481	-323,141.01
DEUTSCHE SECURITIES	FGL	ORD	1/07/2010	B	13,568	-75,130.16
DEUTSCHE SECURITIES	FGL	ORD	1/07/2010	B	127,709	-704,969.88
DEUTSCHE SECURITIES	FGL	ORD	1/07/2010	B	55,000	-304,700.00
DEUTSCHE SECURITIES	FGL	ORD	1/07/2010	B	22,891	-126,593.67
DEUTSCHE SECURITIES	FGL	ORD	1/07/2010	B	164,198	-907,417.71
DEUTSCHE SECURITIES	FGL	ORD	1/07/2010	B	189	-1,047.47
DEUTSCHE SECURITIES	FGL	ORD	1/07/2010	B	14,018	-77,895.14
DEUTSCHE SECURITIES	FGL	ORD	1/07/2010	B	1,678	-9,262.56
DEUTSCHE SECURITIES	FGL	ORD	1/07/2010	B	1,190	-6,568.80
DEUTSCHE SECURITIES	FGL	ORD	1/07/2010	B	62,649	-347,392.72
DEUTSCHE SECURITIES	FGL	ORD	1/07/2010	B	55,054	-303,898.08
DEUTSCHE SECURITIES	FGL	ORD	1/07/2010	B	19,800	-107,830.01

Note: Some transaction may not be available at time of filing.

Schedule 1 to Form 603

Group Name	ASX	Stock	Trade Date	Trans Type	Trans Number	Consideration
DEUTSCHE SECURITIES	FGL	ORD	2/07/2010	B	15,000	-83,550.00
DEUTSCHE SECURITIES	FGL	ORD	2/07/2010	B	1,182	-6,560.10
DEUTSCHE SECURITIES	FGL	ORD	2/07/2010	B	19,312	-107,403.48
DEUTSCHE SECURITIES	FGL	ORD	2/07/2010	B	21,511	-119,809.82
DEUTSCHE SECURITIES	FGL	ORD	2/07/2010	B	18,644	-103,474.20
DEUTSCHE SECURITIES	FGL	ORD	2/07/2010	B	150,442	-836,368.74
DEUTSCHE SECURITIES	FGL	ORD	2/07/2010	B	48,758	-243,695.51
DEUTSCHE SECURITIES	FGL	ORD	2/07/2010	B	21,772	-120,712.68
DEUTSCHE SECURITIES	FGL	ORD	2/07/2010	B	12,932	-71,513.96
DEUTSCHE SECURITIES	FGL	ORD	2/07/2010	B	3,624	-20,040.72
DEUTSCHE SECURITIES	FGL	ORD	2/07/2010	B	4	-22.12
DEUTSCHE SECURITIES	FGL	ORD	2/07/2010	B	1,206	-6,669.18
DEUTSCHE SECURITIES	FGL	ORD	2/07/2010	B	378	-2,103.26
DEUTSCHE SECURITIES	FGL	ORD	2/07/2010	B	31	-61.16
DEUTSCHE SECURITIES	FGL	ORD	2/07/2010	B	46,155	-256,718.73
DEUTSCHE SECURITIES	FGL	ORD	5/07/2010	B	20,000	-111,000.00
DEUTSCHE SECURITIES	FGL	ORD	5/07/2010	B	1,869	-10,372.95
DEUTSCHE SECURITIES	FGL	ORD	5/07/2010	B	44	-244.20
DEUTSCHE SECURITIES	FGL	ORD	5/07/2010	B	152	-843.60
DEUTSCHE SECURITIES	FGL	ORD	5/07/2010	B	20,606	-119,778.09
DEUTSCHE SECURITIES	FGL	ORD	5/07/2010	B	77,070	-427,738.50
DEUTSCHE SECURITIES	FGL	ORD	5/07/2010	B	36,386	-201,913.19
DEUTSCHE SECURITIES	FGL	ORD	5/07/2010	B	884	-4,907.93
DEUTSCHE SECURITIES	FGL	ORD	5/07/2010	B	77,310	-429,675.06
DEUTSCHE SECURITIES	FGL	ORD	5/07/2010	B	135	-743.85
DEUTSCHE SECURITIES	FGL	ORD	5/07/2010	B	20,545	-113,726.23
DEUTSCHE SECURITIES	FGL	ORD	5/07/2010	B	11	-61.27
DEUTSCHE SECURITIES	FGL	ORD	5/07/2010	B	7,126	-39,404.78
DEUTSCHE SECURITIES	FGL	ORD	5/07/2010	B	30,049	-166,379.21
DEUTSCHE SECURITIES	FGL	ORD	5/07/2010	B	6,155	-34,011.11
DEUTSCHE SECURITIES	FGL	ORD	5/07/2010	B	111,266	-614,188.32
DEUTSCHE SECURITIES	FGL	ORD	6/07/2010	B	4,109	-23,092.58
DEUTSCHE SECURITIES	FGL	ORD	6/07/2010	B	5,979	-33,568.26
DEUTSCHE SECURITIES	FGL	ORD	6/07/2010	B	70,788	-397,828.56
DEUTSCHE SECURITIES	FGL	ORD	6/07/2010	B	45,679	-254,966.47
DEUTSCHE SECURITIES	FGL	ORD	6/07/2010	B	9,096	-51,074.04
DEUTSCHE SECURITIES	FGL	ORD	6/07/2010	B	2,000	-11,121.20
DEUTSCHE SECURITIES	FGL	ORD	6/07/2010	B	10,456	-58,762.72
DEUTSCHE SECURITIES	FGL	ORD	6/07/2010	B	44	-244.20
DEUTSCHE SECURITIES	FGL	ORD	6/07/2010	B	127,319	-713,260.14
DEUTSCHE SECURITIES	FGL	ORD	6/07/2010	B	1,718	-9,624.72
DEUTSCHE SECURITIES	FGL	ORD	6/07/2010	B	11,095	-61,910.10
DEUTSCHE SECURITIES	FGL	ORD	6/07/2010	B	73,424	-408,464.32
DEUTSCHE SECURITIES	FGL	ORD	6/07/2010	B	55,761	-312,658.62
DEUTSCHE SECURITIES	FGL	ORD	6/07/2010	B	13	-72.80
DEUTSCHE SECURITIES	FGL	ORD	6/07/2010	B	889	-4,989.76
DEUTSCHE SECURITIES	FGL	ORD	7/07/2010	B	142,561	-799,955.39
DEUTSCHE SECURITIES	FGL	ORD	7/07/2010	B	384,336	-2,159,968.32
DEUTSCHE SECURITIES	FGL	ORD	7/07/2010	B	148,548	-834,856.10
DEUTSCHE SECURITIES	FGL	ORD	7/07/2010	B	11	-61.82
DEUTSCHE SECURITIES	FGL	ORD	7/07/2010	B	133,795	-751,927.90
DEUTSCHE SECURITIES	FGL	ORD	7/07/2010	B	34,468	-193,427.52
DEUTSCHE SECURITIES	FGL	ORD	7/07/2010	B	47,800	-269,041.82
DEUTSCHE SECURITIES	FGL	ORD	7/07/2010	B	14,616	-82,215.00
DEUTSCHE SECURITIES	FGL	ORD	7/07/2010	B	500,000	-2,823,000.00
DEUTSCHE SECURITIES	FGL	ORD	7/07/2010	B	91	-509.60
DEUTSCHE SECURITIES	FGL	ORD	7/07/2010	B	100,000	-560,500.00
DEUTSCHE SECURITIES	FGL	ORD	7/07/2010	B	22,083	-123,683.13
DEUTSCHE SECURITIES	FGL	ORD	7/07/2010	B	57,526	-323,163.23
DEUTSCHE SECURITIES	FGL	ORD	7/07/2010	B	92,901	-481,680.59
DEUTSCHE SECURITIES	FGL	ORD	7/07/2010	B	913	-5,190.68
DEUTSCHE SECURITIES	FGL	ORD	7/07/2010	B	1,316	-7,382.60
DEUTSCHE SECURITIES	FGL	ORD	7/07/2010	B	394	-2,214.65
DEUTSCHE SECURITIES	FGL	ORD	7/07/2010	B	50,000	-280,500.00
DEUTSCHE SECURITIES	FGL	ORD	8/07/2010	B	88,985	-510,767.67
DEUTSCHE SECURITIES	FGL	ORD	8/07/2010	B	358	-5,469.08
DEUTSCHE SECURITIES	FGL	ORD	8/07/2010	B	2,838	-16,091.46
DEUTSCHE SECURITIES	FGL	ORD	8/07/2010	B	26	-149.76
DEUTSCHE SECURITIES	FGL	ORD	8/07/2010	B	81,283	-468,190.08
DEUTSCHE SECURITIES	FGL	ORD	8/07/2010	B	14,428	-82,115.52
DEUTSCHE SECURITIES	FGL	ORD	8/07/2010	B	6,286	-36,207.36

Note: Some transaction may not be available at time of filing.

Schedule 1 to Form 603

Group Name	ASX	Stock	Trade Date	Trans Type	Trans Number	Consideration
DEUTSCHE SECURITIES	FGL	ORD	8/07/2010	B	25	-140.50
DEUTSCHE SECURITIES	FGL	ORD	8/07/2010	B	67	-376.54
DEUTSCHE SECURITIES	FGL	ORD	8/07/2010	B	23	-129.26
DEUTSCHE SECURITIES	FGL	ORD	8/07/2010	B	5,909	-33,709.66
DEUTSCHE SECURITIES	FGL	ORD	8/07/2010	B	84,683	-482,952.23
DEUTSCHE SECURITIES	FGL	ORD	8/07/2010	B	10,260	-58,550.74
DEUTSCHE SECURITIES	FGL	ORD	8/07/2010	B	3,274	-18,882.10
DEUTSCHE SECURITIES	FGL	ORD	8/07/2010	B	63,919	-365,224.86
DEUTSCHE SECURITIES	FGL	ORD	8/07/2010	B	5,000	-28,440.00
DEUTSCHE SECURITIES	FGL	ORD	8/07/2010	B	35,211	-199,998.48
DEUTSCHE SECURITIES	FGL	ORD	8/07/2010	B	115	-646.44
DEUTSCHE SECURITIES	FGL	ORD	8/07/2010	B	225,804	-1,282,566.72
DEUTSCHE SECURITIES	FGL	ORD	8/07/2010	B	15,363	-86,954.58
DEUTSCHE SECURITIES	FGL	ORD	8/07/2010	B	200,000	-1,140,140.00
DEUTSCHE SECURITIES	FGL	ORD	9/07/2010	B	146,371	-851,301.05
DEUTSCHE SECURITIES	FGL	ORD	9/07/2010	B	4,576	-26,540.80
DEUTSCHE SECURITIES	FGL	ORD	9/07/2010	B	11,816	-68,842.62
DEUTSCHE SECURITIES	FGL	ORD	9/07/2010	B	127	-739.14
DEUTSCHE SECURITIES	FGL	ORD	9/07/2010	B	52,423	-304,577.63
DEUTSCHE SECURITIES	FGL	ORD	9/07/2010	B	1,088	-6,921.28
DEUTSCHE SECURITIES	FGL	ORD	9/07/2010	B	1,547	-9,008.55
DEUTSCHE SECURITIES	FGL	ORD	9/07/2010	B	873	-5,084.38
DEUTSCHE SECURITIES	FGL	ORD	9/07/2010	B	77,988	-452,934.89
DEUTSCHE SECURITIES	FGL	ORD	9/07/2010	B	32,127	-186,657.87
DEUTSCHE SECURITIES	FGL	ORD	9/07/2010	B	12,000	-69,720.00
DEUTSCHE SECURITIES	FGL	ORD	9/07/2010	B	76,971	-444,122.67
DEUTSCHE SECURITIES	FGL	ORD	9/07/2010	B	79,290	-460,635.26
DEUTSCHE SECURITIES	FGL	ORD	9/07/2010	B	49	-282.24
DEUTSCHE SECURITIES	FGL	ORD	9/07/2010	B	50	-288.00
DEUTSCHE SECURITIES	FGL	ORD	9/07/2010	B	332	-1,912.32
DEUTSCHE SECURITIES	FGL	ORD	9/07/2010	B	242	-1,393.92
DEUTSCHE SECURITIES	FGL	ORD	9/07/2010	B	419	-2,423.44
DEUTSCHE SECURITIES	FGL	ORD	9/07/2010	B	145	-835.20
DEUTSCHE SECURITIES	FGL	ORD	9/07/2010	B	3,400	-19,852.00
DEUTSCHE SECURITIES	FGL	ORD	9/07/2010	B	1,528	-8,901.91
DEUTSCHE SECURITIES	FGL	ORD	9/07/2010	B	20,525	-118,921.85
DEUTSCHE SECURITIES	FGL	ORD	9/07/2010	B	185,321	-1,082,552.62
DEUTSCHE SECURITIES	FGL	ORD	9/07/2010	B	20,891	-120,698.29
DEUTSCHE SECURITIES	FGL	ORD	9/07/2010	B	18,340	-106,806.98
DEUTSCHE SECURITIES	FGL	ORD	12/07/2010	B	61,171	-353,568.38
DEUTSCHE SECURITIES	FGL	ORD	12/07/2010	B	298	-1,731.38
DEUTSCHE SECURITIES	FGL	ORD	12/07/2010	B	17,800	-102,785.92
DEUTSCHE SECURITIES	FGL	ORD	12/07/2010	B	14,786	-86,013.56
DEUTSCHE SECURITIES	FGL	ORD	12/07/2010	B	51,557	-303,549.16
DEUTSCHE SECURITIES	FGL	ORD	12/07/2010	B	9,126	-53,885.64
DEUTSCHE SECURITIES	FGL	ORD	12/07/2010	B	500,000	-2,920,000.00
DEUTSCHE SECURITIES	FGL	ORD	12/07/2010	B	203	-1,185.29
DEUTSCHE SECURITIES	FGL	ORD	12/07/2010	B	61,043	-352,828.54
DEUTSCHE SECURITIES	FGL	ORD	12/07/2010	B	60,299	-348,528.22
DEUTSCHE SECURITIES	FGL	ORD	12/07/2010	B	21,558	-124,730.28
DEUTSCHE SECURITIES	FGL	ORD	12/07/2010	B	7,230	-41,991.38
DEUTSCHE SECURITIES	FGL	ORD	12/07/2010	B	66,643	-386,402.78
DEUTSCHE SECURITIES	FGL	ORD	12/07/2010	B	48,093	-277,977.54
DEUTSCHE SECURITIES	FGL	ORD	12/07/2010	B	210	-1,224.30
DEUTSCHE SECURITIES	FGL	ORD	12/07/2010	B	466	-2,708.16
DEUTSCHE SECURITIES	FGL	ORD	12/07/2010	B	1,155	-6,715.20
DEUTSCHE SECURITIES	FGL	ORD	12/07/2010	B	28,099	-182,578.85
DEUTSCHE SECURITIES	FGL	ORD	12/07/2010	B	20,013	-116,793.27
DEUTSCHE SECURITIES	FGL	ORD	12/07/2010	B	9	-52.29
DEUTSCHE SECURITIES	FGL	ORD	12/07/2010	B	31	-180.11
DEUTSCHE SECURITIES	FGL	ORD	12/07/2010	B	11	-63.91
DEUTSCHE SECURITIES	FGL	ORD	12/07/2010	B	22,000	-128,199.94
DEUTSCHE SECURITIES	FGL	ORD	12/07/2010	B	183	-1,062.45
DEUTSCHE SECURITIES	FGL	ORD	12/07/2010	B	53	-307.93
DEUTSCHE SECURITIES	FGL	ORD	12/07/2010	B	53	-307.93
DEUTSCHE SECURITIES	FGL	ORD	12/07/2010	B	53	-307.93
DEUTSCHE SECURITIES	FGL	ORD	12/07/2010	B	35	-203.35
DEUTSCHE SECURITIES	FGL	ORD	13/07/2010	B	37,864	-221,698.64
DEUTSCHE SECURITIES	FGL	ORD	13/07/2010	B	1,156	-6,773.98
DEUTSCHE SECURITIES	FGL	ORD	13/07/2010	B	617	-3,612.86
DEUTSCHE SECURITIES	FGL	ORD	13/07/2010	B	725	-4,263.44

Note: Some transaction may not be available at time of filing.

Schedule 1 to Form 603

Group Name	ASX	Stock	Trade Date	Trans Type	Trans Number	Consideration
DEUTSCHE SECURITIES	FGL	ORD	13/07/2010	B	6,250	-36,562.50
DEUTSCHE SECURITIES	FGL	ORD	13/07/2010	B	22,289	-130,478.11
DEUTSCHE SECURITIES	FGL	ORD	13/07/2010	B	66,941	-392,274.26
DEUTSCHE SECURITIES	FGL	ORD	13/07/2010	B	5,786	-33,905.96
DEUTSCHE SECURITIES	FGL	ORD	13/07/2010	B	4,992	-29,253.12
DEUTSCHE SECURITIES	FGL	ORD	13/07/2010	B	19,200	-112,211.80
DEUTSCHE SECURITIES	FGL	ORD	13/07/2010	B	48	-277.44
DEUTSCHE SECURITIES	FGL	ORD	13/07/2010	B	3,100	-18,193.00
DEUTSCHE SECURITIES	FGL	ORD	13/07/2010	B	52	-300.56
DEUTSCHE SECURITIES	FGL	ORD	13/07/2010	B	254	-1,468.12
DEUTSCHE SECURITIES	FGL	ORD	13/07/2010	B	16,428	-95,939.52
DEUTSCHE SECURITIES	FGL	ORD	13/07/2010	B	159	-884.34
DEUTSCHE SECURITIES	FGL	ORD	13/07/2010	B	247	-1,442.48
DEUTSCHE SECURITIES	FGL	ORD	13/07/2010	B	76,589	-449,032.12
DEUTSCHE SECURITIES	FGL	ORD	5/07/2010	B	39,255	-217,865.25
DEUTSCHE SECURITIES	FGL	ORD	8/07/2010	B	100,000	-568,140.00
DEUTSCHE SECURITIES	FGL	ORD	9/07/2010	B	108,742	-630,689.46
DEUTSCHE SECURITIES	FGL	ORD	12/07/2010	B	16,436	-95,000.08
DEUTSCHE SECURITIES	FGL	ORD	13/07/2010	B	69,124	-521,772.89
DEUTSCHE SECURITIES	FGL	ORD	14/07/2010	B	73,754	-433,293.16
DEUTSCHE SECURITIES	FGL	ORD	14/07/2010	B	1,005	-5,859.15
DEUTSCHE SECURITIES	FGL	ORD	14/07/2010	B	7,336	-42,854.27
DEUTSCHE SECURITIES	FGL	ORD	14/07/2010	B	47,316	-275,852.28
DEUTSCHE SECURITIES	FGL	ORD	14/07/2010	B	10	-58.70
DEUTSCHE SECURITIES	FGL	ORD	14/07/2010	B	25,191	-148,036.17
DEUTSCHE SECURITIES	FGL	ORD	14/07/2010	B	20,104	-117,517.93
DEUTSCHE SECURITIES	FGL	ORD	14/07/2010	B	3,218	-18,858.95
DEUTSCHE SECURITIES	FGL	ORD	14/07/2010	B	38,838	-228,367.44
DEUTSCHE SECURITIES	FGL	ORD	14/07/2010	B	47	-276.36
DEUTSCHE SECURITIES	FGL	ORD	14/07/2010	B	1,309	-7,676.38
DEUTSCHE SECURITIES	FGL	ORD	14/07/2010	B	1,331	-7,852.06
DEUTSCHE SECURITIES	FGL	ORD	14/07/2010	B	84	-492.24
DEUTSCHE SECURITIES	FGL	ORD	14/07/2010	B	16	-93.76
DEUTSCHE SECURITIES	FGL	ORD	14/07/2010	B	141	-826.26
DEUTSCHE SECURITIES	FGL	ORD	14/07/2010	B	17,782	-104,541.80
DEUTSCHE SECURITIES	FGL	ORD	14/07/2010	B	273	-1,599.78
DEUTSCHE SECURITIES	FGL	ORD	14/07/2010	B	189,840	-1,110,956.97
DEUTSCHE SECURITIES	FGL	ORD	14/07/2010	B	20,593	-121,156.50
DEUTSCHE SECURITIES	FGL	ORD	14/07/2010	B	11,622	-68,569.80
DEUTSCHE SECURITIES	FGL	ORD	14/07/2010	B	21,476	-126,097.84
DEUTSCHE SECURITIES	FGL	ORD	14/07/2010	B	185,743	-1,092,168.84
DEUTSCHE SECURITIES	FGL	ORD	15/07/2010	B	87,765	-517,794.19
DEUTSCHE SECURITIES	FGL	ORD	15/07/2010	B	4,236	-24,907.68
DEUTSCHE SECURITIES	FGL	ORD	15/07/2010	B	176	-1,034.88
DEUTSCHE SECURITIES	FGL	ORD	15/07/2010	B	69,176	-405,710.32
DEUTSCHE SECURITIES	FGL	ORD	15/07/2010	B	20,249	-118,792.00
DEUTSCHE SECURITIES	FGL	ORD	15/07/2010	B	34,915	-205,649.35
DEUTSCHE SECURITIES	FGL	ORD	15/07/2010	B	120,323	-707,486.00
DEUTSCHE SECURITIES	FGL	ORD	15/07/2010	B	62,140	-364,888.47
DEUTSCHE SECURITIES	FGL	ORD	15/07/2010	B	447,471	-2,632,785.12
DEUTSCHE SECURITIES	FGL	ORD	15/07/2010	B	183,436	-1,079,284.23
DEUTSCHE SECURITIES	FGL	ORD	15/07/2010	B	1,434	-8,417.49
DEUTSCHE SECURITIES	FGL	ORD	15/07/2010	B	125,492	-738,794.48
DEUTSCHE SECURITIES	FGL	ORD	16/07/2010	B	2,900	-15,965.00
DEUTSCHE SECURITIES	FGL	ORD	16/07/2010	B	518	-3,090.90
DEUTSCHE SECURITIES	FGL	ORD	16/07/2010	B	8,000	-59,928.00
DEUTSCHE SECURITIES	FGL	ORD	16/07/2010	B	5,786	-33,848.10
DEUTSCHE SECURITIES	FGL	ORD	16/07/2010	B	44,861	-261,266.85
DEUTSCHE SECURITIES	FGL	ORD	16/07/2010	B	1,740	-10,178.00
DEUTSCHE SECURITIES	FGL	ORD	16/07/2010	B	39,818	-232,935.30
DEUTSCHE SECURITIES	FGL	ORD	16/07/2010	B	86,520	-507,085.07
DEUTSCHE SECURITIES	FGL	ORD	16/07/2010	B	3,640	-21,294.00
DEUTSCHE SECURITIES	FGL	ORD	16/07/2010	B	4,107	-24,272.37
DEUTSCHE SECURITIES	FGL	ORD	16/07/2010	B	61,040	-358,130.98
DEUTSCHE SECURITIES	FGL	ORD	16/07/2010	B	44,969	-264,786.47
DEUTSCHE SECURITIES	FGL	ORD	16/07/2010	B	150,000	-888,000.00
DEUTSCHE SECURITIES	FGL	ORD	16/07/2010	B	100,000	-591,000.00
DEUTSCHE SECURITIES	FGL	ORD	16/07/2010	B	354	-2,077.28
DEUTSCHE SECURITIES	FGL	ORD	16/07/2010	B	38,598	-227,948.58
DEUTSCHE SECURITIES	FGL	ORD	16/07/2010	B	200,000	-1,172,000.00
DEUTSCHE SECURITIES	FGL	ORD	16/07/2010	B	90,378	-524,208.67

Note: Some transaction may not be available at time of filing.

Schedule 1 to Form 608

Group Name	ASX	Stock	Trade Date	Trans Type	Trans Number	Consideration
DEUTSCHE SECURITIES	FGL	ORD	19/07/2010	B	264	-1,531.20
DEUTSCHE SECURITIES	FGL	ORD	19/07/2010	B	185	-1,074.85
DEUTSCHE SECURITIES	FGL	ORD	19/07/2010	B	620	-3,596.00
DEUTSCHE SECURITIES	FGL	ORD	19/07/2010	B	100,933	-586,128.02
DEUTSCHE SECURITIES	FGL	ORD	19/07/2010	B	11	-63.80
DEUTSCHE SECURITIES	FGL	ORD	19/07/2010	B	294	-1,705.20
DEUTSCHE SECURITIES	FGL	ORD	19/07/2010	B	846	-4,906.80
DEUTSCHE SECURITIES	FGL	ORD	19/07/2010	B	4,603	-26,697.40
DEUTSCHE SECURITIES	FGL	ORD	19/07/2010	B	38,155	-221,538.99
DEUTSCHE SECURITIES	FGL	ORD	19/07/2010	B	6,600	-38,280.00
DEUTSCHE SECURITIES	FGL	ORD	19/07/2010	B	1	-5.85
DEUTSCHE SECURITIES	FGL	ORD	19/07/2010	B	7	-40.95
DEUTSCHE SECURITIES	FGL	ORD	19/07/2010	B	14	-81.90
DEUTSCHE SECURITIES	FGL	ORD	19/07/2010	B	8,060	-46,748.00
DEUTSCHE SECURITIES	FGL	ORD	19/07/2010	B	43	-251.55
DEUTSCHE SECURITIES	FGL	ORD	20/07/2010	B	30,907	-183,312.82
DEUTSCHE SECURITIES	FGL	ORD	20/07/2010	B	5,293	-31,287.82
DEUTSCHE SECURITIES	FGL	ORD	20/07/2010	B	1,752	-10,389.10
DEUTSCHE SECURITIES	FGL	ORD	20/07/2010	B	30,000	-176,799.90
DEUTSCHE SECURITIES	FGL	ORD	20/07/2010	B	32,776	-194,456.73
DEUTSCHE SECURITIES	FGL	ORD	20/07/2010	B	79,053	-469,574.82
DEUTSCHE SECURITIES	FGL	ORD	20/07/2010	B	943	-5,601.42
DEUTSCHE SECURITIES	FGL	ORD	20/07/2010	B	43,155	-268,220.70
DEUTSCHE SECURITIES	FGL	ORD	20/07/2010	B	68	-401.06
DEUTSCHE SECURITIES	FGL	ORD	20/07/2010	B	24,499	-144,965.57
DEUTSCHE SECURITIES	FGL	ORD	20/07/2010	B	25,160	-147,940.80
DEUTSCHE SECURITIES	FGL	ORD	20/07/2010	B	132,912	-786,492.14
DEUTSCHE SECURITIES	FGL	ORD	20/07/2010	B	125	-725.00
DEUTSCHE SECURITIES	FGL	ORD	20/07/2010	B	24	-139.20
DEUTSCHE SECURITIES	FGL	ORD	20/07/2010	B	73,072	-433,535.45
DEUTSCHE SECURITIES	FGL	ORD	20/07/2010	B	1,000	-5,890.00
DEUTSCHE SECURITIES	FGL	ORD	20/07/2010	B	75	-435.00
DEUTSCHE SECURITIES	FGL	ORD	20/07/2010	B	26	-150.80
DEUTSCHE SECURITIES	FGL	ORD	20/07/2010	B	22,187	-180,847.83
DEUTSCHE SECURITIES	FGL	ORD	21/07/2010	B	165,806	-968,464.56
DEUTSCHE SECURITIES	FGL	ORD	21/07/2010	B	385	-2,257.79
DEUTSCHE SECURITIES	FGL	ORD	21/07/2010	B	394	-2,310.11
DEUTSCHE SECURITIES	FGL	ORD	21/07/2010	B	4,082	-23,879.70
DEUTSCHE SECURITIES	FGL	ORD	21/07/2010	B	27,201	-158,853.84
DEUTSCHE SECURITIES	FGL	ORD	21/07/2010	B	6,113	-35,699.92
DEUTSCHE SECURITIES	FGL	ORD	21/07/2010	B	59,063	-344,927.92
DEUTSCHE SECURITIES	FGL	ORD	21/07/2010	B	17,043	-100,296.35
DEUTSCHE SECURITIES	FGL	ORD	21/07/2010	B	16,420	-95,892.80
DEUTSCHE SECURITIES	FGL	ORD	21/07/2010	B	50,000	-293,500.00
DEUTSCHE SECURITIES	FGL	ORD	21/07/2010	B	4,500	-26,469.99
DEUTSCHE SECURITIES	FGL	ORD	21/07/2010	B	25,000	-147,750.00
DEUTSCHE SECURITIES	FGL	ORD	21/07/2010	B	147,289	-865,473.11
DEUTSCHE SECURITIES	FGL	ORD	21/07/2010	B	85,513	-500,634.15
DEUTSCHE SECURITIES	FGL	ORD	21/07/2010	B	82	-481.72
DEUTSCHE SECURITIES	FGL	ORD	21/07/2010	B	45,938	-269,196.68
DEUTSCHE SECURITIES	FGL	ORD	22/07/2010	B	214	-1,260.46
DEUTSCHE SECURITIES	FGL	ORD	22/07/2010	B	2,540	-14,986.00
DEUTSCHE SECURITIES	FGL	ORD	22/07/2010	B	37	-217.93
DEUTSCHE SECURITIES	FGL	ORD	22/07/2010	B	123	-724.47
DEUTSCHE SECURITIES	FGL	ORD	22/07/2010	B	110,418	-651,112.86
DEUTSCHE SECURITIES	FGL	ORD	22/07/2010	B	60,995	-359,260.55
DEUTSCHE SECURITIES	FGL	ORD	22/07/2010	B	78	-460.20
DEUTSCHE SECURITIES	FGL	ORD	22/07/2010	B	2,850,000	-16,808,188.50
DEUTSCHE SECURITIES	FGL	ORD	22/07/2010	B	330	-1,943.70
DEUTSCHE SECURITIES	FGL	ORD	22/07/2010	B	120,471	-710,111.49
DEUTSCHE SECURITIES	FGL	ORD	22/07/2010	B	192,910	-1,137,418.58
DEUTSCHE SECURITIES	FGL	ORD	22/07/2010	B	85,078	-501,991.68
DEUTSCHE SECURITIES	FGL	ORD	22/07/2010	B	316	-1,855.45
DEUTSCHE SECURITIES	FGL	ORD	22/07/2010	B	50,000	-295,000.00
DEUTSCHE SECURITIES	FGL	ORD	22/07/2010	B	308	-1,817.20
DEUTSCHE SECURITIES	FGL	ORD	22/07/2010	B	3,700	-21,797.00
DEUTSCHE SECURITIES	FGL	ORD	23/07/2010	B	62,127	-370,420.43
DEUTSCHE SECURITIES	FGL	ORD	23/07/2010	B	8,749	-52,116.04
DEUTSCHE SECURITIES	FGL	ORD	23/07/2010	B	194	-1,152.36
DEUTSCHE SECURITIES	FGL	ORD	23/07/2010	B	100,000	-595,000.00
DEUTSCHE SECURITIES	FGL	ORD	23/07/2010	B	1,382	-8,209.08

Note: Some transaction may not be available at time of filing.

Schedule 1 to Form 609

Group Name	ASX	Stock	Trade Date	Trans Type	Trans Number	Consideration
DEUTSCHE SECURITIES	FGL	ORD	23/07/2010	B	5,946	-35,351.94
DEUTSCHE SECURITIES	FGL	ORD	23/07/2010	B	235,345	-1,405,009.65
DEUTSCHE SECURITIES	FGL	ORD	23/07/2010	B	1,326	-7,916.22
DEUTSCHE SECURITIES	FGL	ORD	23/07/2010	B	225,000	-1,338,250.50
DEUTSCHE SECURITIES	FGL	ORD	23/07/2010	B	449	-2,644.61
DEUTSCHE SECURITIES	FGL	ORD	23/07/2010	B	16	-94.24
DEUTSCHE SECURITIES	FGL	ORD	23/07/2010	B	16	-94.24
DEUTSCHE SECURITIES	FGL	ORD	23/07/2010	B	11	-64.79
DEUTSCHE SECURITIES	FGL	ORD	23/07/2010	B	10	-58.90
DEUTSCHE SECURITIES	FGL	ORD	23/07/2010	B	3	-17.67
DEUTSCHE SECURITIES	FGL	ORD	23/07/2010	B	49	-288.61
DEUTSCHE SECURITIES	FGL	ORD	23/07/2010	B	1,350,000	-8,040,889.50
DEUTSCHE SECURITIES	FGL	ORD	23/07/2010	B	221,861	-1,320,490.05
DEUTSCHE SECURITIES	FGL	ORD	23/07/2010	B	19,337	-114,861.78
DEUTSCHE SECURITIES	FGL	ORD	23/07/2010	B	1,000	-5,980.00
DEUTSCHE SECURITIES	FGL	ORD	23/07/2010	B	32,848	-195,322.42
DEUTSCHE SECURITIES	FGL	ORD	23/07/2010	B	22,712	-132,730.74
DEUTSCHE SECURITIES	FGL	ORD	26/07/2010	B	1,707	-9,968.88
DEUTSCHE SECURITIES	FGL	ORD	26/07/2010	B	8,637	-50,844.85
DEUTSCHE SECURITIES	FGL	ORD	26/07/2010	B	94,940	-558,579.10
DEUTSCHE SECURITIES	FGL	ORD	26/07/2010	B	64,772	-380,619.06
DEUTSCHE SECURITIES	FGL	ORD	26/07/2010	B	122,642	-718,056.65
DEUTSCHE SECURITIES	FGL	ORD	26/07/2010	B	321,705	-1,889,920.36
DEUTSCHE SECURITIES	FGL	ORD	26/07/2010	B	106,707	-624,684.12
DEUTSCHE SECURITIES	FGL	ORD	26/07/2010	B	8,000	-46,850.00
DEUTSCHE SECURITIES	FGL	ORD	26/07/2010	B	8,744	-51,318.19
DEUTSCHE SECURITIES	FGL	ORD	26/07/2010	B	155,613	-908,219.71
DEUTSCHE SECURITIES	FGL	ORD	26/07/2010	B	52,552	-307,166.44
DEUTSCHE SECURITIES	FGL	ORD	26/07/2010	B	868	-5,060.86
DEUTSCHE SECURITIES	FGL	ORD	26/07/2010	B	21	-125.37
DEUTSCHE SECURITIES	FGL	ORD	26/07/2010	B	35	-208.85
DEUTSCHE SECURITIES	FGL	ORD	26/07/2010	B	69	-411.93
DEUTSCHE SECURITIES	FGL	ORD	26/07/2010	B	14,771	-86,145.36
DEUTSCHE SECURITIES	FGL	ORD	26/07/2010	B	4	-23.88
DEUTSCHE SECURITIES	FGL	ORD	26/07/2010	B	20,530	-121,742.90
DEUTSCHE SECURITIES	FGL	ORD	26/07/2010	B	225,914	-1,323,957.70
DEUTSCHE SECURITIES	FGL	ORD	27/07/2010	B	2,331	-13,543.11
DEUTSCHE SECURITIES	FGL	ORD	27/07/2010	B	404	-2,347.24
DEUTSCHE SECURITIES	FGL	ORD	27/07/2010	B	1,123	-6,524.63
DEUTSCHE SECURITIES	FGL	ORD	27/07/2010	B	143,351	-833,786.76
DEUTSCHE SECURITIES	FGL	ORD	27/07/2010	B	38,118	-221,103.46
DEUTSCHE SECURITIES	FGL	ORD	27/07/2010	B	2,343	-13,664.14
DEUTSCHE SECURITIES	FGL	ORD	27/07/2010	B	42,000	-243,180.00
DEUTSCHE SECURITIES	FGL	ORD	27/07/2010	B	9,300	-53,809.99
DEUTSCHE SECURITIES	FGL	ORD	27/07/2010	B	20,530	-120,511.10
DEUTSCHE SECURITIES	FGL	ORD	27/07/2010	B	89,946	-525,929.26
DEUTSCHE SECURITIES	FGL	ORD	27/07/2010	B	250,000	-1,463,500.00
DEUTSCHE SECURITIES	FGL	ORD	27/07/2010	B	4,216	-24,496.06
DEUTSCHE SECURITIES	FGL	ORD	27/07/2010	B	95,023	-550,970.91
DEUTSCHE SECURITIES	FGL	ORD	27/07/2010	B	2,325	-13,530.11
DEUTSCHE SECURITIES	FGL	ORD	27/07/2010	B	82,581	-489,157.14
DEUTSCHE SECURITIES	FGL	ORD	27/07/2010	B	24,809	-144,783.34
DEUTSCHE SECURITIES	FGL	ORD	28/07/2010	B	14,059	-81,542.20
DEUTSCHE SECURITIES	FGL	ORD	28/07/2010	B	27,000	-156,600.00
DEUTSCHE SECURITIES	FGL	ORD	28/07/2010	B	79,384	-460,408.94
DEUTSCHE SECURITIES	FGL	ORD	28/07/2010	B	3,222	-18,687.60
DEUTSCHE SECURITIES	FGL	ORD	28/07/2010	B	201,362	-1,167,899.60
DEUTSCHE SECURITIES	FGL	ORD	28/07/2010	B	14,604	-84,576.15
DEUTSCHE SECURITIES	FGL	ORD	28/07/2010	B	44,734	-259,065.78
DEUTSCHE SECURITIES	FGL	ORD	28/07/2010	B	409	-2,372.20
DEUTSCHE SECURITIES	FGL	ORD	28/07/2010	B	6,600	-38,194.99
DEUTSCHE SECURITIES	FGL	ORD	28/07/2010	B	88,489	-495,362.87
DEUTSCHE SECURITIES	FGL	ORD	28/07/2010	B	173,015	-1,002,130.56
DEUTSCHE SECURITIES	FGL	ORD	28/07/2010	B	9,132	-52,793.28
DEUTSCHE SECURITIES	FGL	ORD	28/07/2010	B	192,347	-1,114,164.23
DEUTSCHE SECURITIES	FGL	ORD	28/07/2010	B	21,164	-122,484.32
DEUTSCHE SECURITIES	FGL	ORD	28/07/2010	B	12,313	-71,538.53
DEUTSCHE SECURITIES	FGL	ORD	28/07/2010	B	10,000	-58,100.00
DEUTSCHE SECURITIES	FGL	ORD	28/07/2010	B	79	-457.41
DEUTSCHE SECURITIES	FGL	ORD	28/07/2010	B	1,218	-7,035.21
DEUTSCHE SECURITIES	FGL	ORD	28/07/2010	B	816	-4,724.64

Note: Some transaction may not be available at time of filing.



## Schedule 1 to Form 803

Group Name	ASX	Stock	Trade Date	Trans Type	Trans Number	Consideration
DEUTSCHE SECURITIES	FGL	ORD	29/07/2010	B	27,411	-158,709.69
DEUTSCHE SECURITIES	FGL	ORD	29/07/2010	B	555	-3,250.45
DEUTSCHE SECURITIES	FGL	ORD	29/07/2010	B	409	-2,984.47
DEUTSCHE SECURITIES	FGL	ORD	29/07/2010	B	64,780	-378,528.97
DEUTSCHE SECURITIES	FGL	ORD	29/07/2010	B	27,959	-163,199.48
DEUTSCHE SECURITIES	FGL	ORD	29/07/2010	B	8,500	-49,669.75
DEUTSCHE SECURITIES	FGL	ORD	29/07/2010	B	37,833	-220,566.39
DEUTSCHE SECURITIES	FGL	ORD	29/07/2010	B	504	-2,938.32
DEUTSCHE SECURITIES	FGL	ORD	29/07/2010	B	81,412	-474,891.66
DEUTSCHE SECURITIES	FGL	ORD	29/07/2010	B	16,424	-95,567.68
DEUTSCHE SECURITIES	FGL	ORD	29/07/2010	B	86,013	-501,455.79
DEUTSCHE SECURITIES	FGL	ORD	29/07/2010	B	33	-182.39
DEUTSCHE SECURITIES	FGL	ORD	29/07/2010	B	21,397	-125,112.54
DEUTSCHE SECURITIES	FGL	ORD	29/07/2010	B	2,108	-12,268.56
DEUTSCHE SECURITIES	FGL	ORD	29/07/2010	B	126,896	-743,020.49
DEUTSCHE SECURITIES	FGL	ORD	29/07/2010	B	98,186	-574,200.56
DEUTSCHE SECURITIES	FGL	ORD	29/07/2010	B	65,409	-381,842.04
DEUTSCHE SECURITIES	FGL	ORD	29/07/2010	B	71,814	-419,905.79
DEUTSCHE SECURITIES	FGL	ORD	30/07/2010	B	1,446	-8,328.96
DEUTSCHE SECURITIES	FGL	ORD	30/07/2010	B	858	-2,062.08
DEUTSCHE SECURITIES	FGL	ORD	30/07/2010	B	551	-3,173.76
DEUTSCHE SECURITIES	FGL	ORD	30/07/2010	B	2,617	-15,073.92
DEUTSCHE SECURITIES	FGL	ORD	30/07/2010	B	32,425	-186,768.00
DEUTSCHE SECURITIES	FGL	ORD	30/07/2010	B	8,300	-47,841.03
DEUTSCHE SECURITIES	FGL	ORD	30/07/2010	B	42,712	-246,021.12
DEUTSCHE SECURITIES	FGL	ORD	30/07/2010	B	19,189	-110,595.75
DEUTSCHE SECURITIES	FGL	ORD	30/07/2010	B	248,625	-1,448,588.70
DEUTSCHE SECURITIES	FGL	ORD	30/07/2010	B	110,516	-636,593.16
DEUTSCHE SECURITIES	FGL	ORD	30/07/2010	B	6,448	-37,270.79
DEUTSCHE SECURITIES	FGL	ORD	30/07/2010	B	32,102	-185,864.16
DEUTSCHE SECURITIES	FGL	ORD	30/07/2010	B	852	-4,933.08
DEUTSCHE SECURITIES	FGL	ORD	30/07/2010	B	90,755	-527,286.55
DEUTSCHE SECURITIES	FGL	ORD	30/07/2010	B	7,500	-43,374.98
DEUTSCHE SECURITIES	FGL	ORD	30/07/2010	B	89,987	-519,224.99
DEUTSCHE SECURITIES	FGL	ORD	2/08/2010	B	101,984	-586,775.14
DEUTSCHE SECURITIES	FGL	ORD	2/08/2010	B	2,500	-14,400.00
DEUTSCHE SECURITIES	FGL	ORD	2/08/2010	B	35,537	-204,369.73
DEUTSCHE SECURITIES	FGL	ORD	2/08/2010	B	67,965	-390,798.75
DEUTSCHE SECURITIES	FGL	ORD	2/08/2010	B	226,987	-1,305,175.25
DEUTSCHE SECURITIES	FGL	ORD	2/08/2010	B	501	-2,895.08
DEUTSCHE SECURITIES	FGL	ORD	2/08/2010	B	5,500	-31,570.00
DEUTSCHE SECURITIES	FGL	ORD	2/08/2010	B	16,341	-93,960.75
DEUTSCHE SECURITIES	FGL	ORD	2/08/2010	B	203,084	-1,171,624.09
DEUTSCHE SECURITIES	FGL	ORD	2/08/2010	B	25	-144.00
DEUTSCHE SECURITIES	FGL	ORD	2/08/2010	B	80	-518.40
DEUTSCHE SECURITIES	FGL	ORD	2/08/2010	B	101	-581.76
DEUTSCHE SECURITIES	FGL	ORD	2/08/2010	B	130	-854.00
DEUTSCHE SECURITIES	FGL	ORD	2/08/2010	B	1,080	-6,220.80
DEUTSCHE SECURITIES	FGL	ORD	2/08/2010	B	150	-854.00
DEUTSCHE SECURITIES	FGL	ORD	2/08/2010	B	562	-3,237.12
DEUTSCHE SECURITIES	FGL	ORD	2/08/2010	B	10,948	-63,343.34
DEUTSCHE SECURITIES	FGL	ORD	2/08/2010	B	113,439	-654,456.82
DEUTSCHE SECURITIES	FGL	ORD	2/08/2010	B	40	-231.20
DEUTSCHE SECURITIES	FGL	ORD	2/08/2010	B	16,460	-95,015.35
DEUTSCHE SECURITIES	FGL	ORD	2/08/2010	B	105,124	-605,264.04
DEUTSCHE SECURITIES	FGL	ORD	2/08/2010	B	105,471	-606,458.25
DEUTSCHE SECURITIES	FGL	ORD	3/08/2010	B	228	-1,307.20
DEUTSCHE SECURITIES	FGL	ORD	3/08/2010	B	339,131	-1,948,646.73
DEUTSCHE SECURITIES	FGL	ORD	3/08/2010	B	26,222	-149,937.13
DEUTSCHE SECURITIES	FGL	ORD	3/08/2010	B	5,253	-30,112.80
DEUTSCHE SECURITIES	FGL	ORD	3/08/2010	B	41,196	-235,164.48
DEUTSCHE SECURITIES	FGL	ORD	3/08/2010	B	333	-1,908.09
DEUTSCHE SECURITIES	FGL	ORD	3/08/2010	B	56,710	-324,948.30
DEUTSCHE SECURITIES	FGL	ORD	3/08/2010	B	1,000	-5,710.00
DEUTSCHE SECURITIES	FGL	ORD	3/08/2010	B	10,002	-57,609.52
DEUTSCHE SECURITIES	FGL	ORD	3/08/2010	B	60,897	-348,939.61
DEUTSCHE SECURITIES	FGL	ORD	3/08/2010	B	9,418	-53,965.14
DEUTSCHE SECURITIES	FGL	ORD	3/08/2010	B	473	-2,710.29
DEUTSCHE SECURITIES	FGL	ORD	3/08/2010	B	1,174	-6,721.15
DEUTSCHE SECURITIES	FGL	ORD	3/08/2010	B	5,500	-31,405.00
DEUTSCHE SECURITIES	FGL	ORD	3/08/2010	B	803	-4,617.25

Note: Some transaction may not be available at time of filing.

Page 19 of Schedule 1

Schedule 1 to Form 603

Group Name	ASX	Stock	Trade Date	Trans Type	Trans Number	Consideration
DEUTSCHE SECURITIES	FGL	ORD	3/08/2010	B	1,270	-7,302.74
DEUTSCHE SECURITIES	FGL	ORD	3/08/2010	B	47	-270.25
DEUTSCHE SECURITIES	FGL	ORD	3/08/2010	B	5	-28.75
DEUTSCHE SECURITIES	FGL	ORD	3/08/2010	B	82,966	-474,943.84
DEUTSCHE SECURITIES	FGL	ORD	3/08/2010	B	415	-2,386.25
DEUTSCHE SECURITIES	FGL	ORD	3/08/2010	B	199,531	-1,142,233.17
DEUTSCHE SECURITIES	FGL	ORD	3/08/2010	B	61,684	-352,490.75
DEUTSCHE SECURITIES	FGL	ORD	3/08/2010	B	3,145	-18,178.10
DEUTSCHE SECURITIES	FGL	ORD	3/08/2010	B	19,424	-112,270.72
DEUTSCHE SECURITIES	FGL	ORD	3/08/2010	B	47,728	-272,879.59
DEUTSCHE SECURITIES	FGL	ORD	4/08/2010	B	270,016	-1,547,191.68
DEUTSCHE SECURITIES	FGL	ORD	4/08/2010	B	8,000	-45,520.00
DEUTSCHE SECURITIES	FGL	ORD	4/08/2010	B	21,800	-124,050.09
DEUTSCHE SECURITIES	FGL	ORD	4/08/2010	B	233	-1,936.23
DEUTSCHE SECURITIES	FGL	ORD	4/08/2010	B	29,203	-166,457.10
DEUTSCHE SECURITIES	FGL	ORD	4/08/2010	B	60,512	-344,056.10
DEUTSCHE SECURITIES	FGL	ORD	4/08/2010	B	10,687	-60,812.24
DEUTSCHE SECURITIES	FGL	ORD	4/08/2010	B	18,857	-107,113.79
DEUTSCHE SECURITIES	FGL	ORD	4/08/2010	B	669	-3,799.92
DEUTSCHE SECURITIES	FGL	ORD	4/08/2010	B	176,319	-1,008,290.37
DEUTSCHE SECURITIES	FGL	ORD	4/08/2010	B	7,048	-40,041.80
DEUTSCHE SECURITIES	FGL	ORD	4/08/2010	B	24,859	-141,271.46
DEUTSCHE SECURITIES	FGL	ORD	4/08/2010	B	198,011	-1,124,702.48
DEUTSCHE SECURITIES	FGL	ORD	4/08/2010	B	114,686	-651,416.48
DEUTSCHE SECURITIES	FGL	ORD	4/08/2010	B	63,515	-360,765.20
DEUTSCHE SECURITIES	FGL	ORD	4/08/2010	B	1,088	-6,179.84
DEUTSCHE SECURITIES	FGL	ORD	4/08/2010	B	854	-4,851.30
DEUTSCHE SECURITIES	FGL	ORD	4/08/2010	B	8,704	-49,554.05
DEUTSCHE SECURITIES	FGL	ORD	4/08/2010	B	32	-183.96
DEUTSCHE SECURITIES	FGL	ORD	4/08/2010	B	25,368	-144,635.91
DEUTSCHE SECURITIES	FGL	ORD	4/08/2010	B	6	-34.38
DEUTSCHE SECURITIES	FGL	ORD	4/08/2010	B	7	-40.11
DEUTSCHE SECURITIES	FGL	ORD	4/08/2010	B	69,600	-396,248.11
DEUTSCHE SECURITIES	FGL	ORD	4/08/2010	B	77,997	-444,600.84
DEUTSCHE SECURITIES	FGL	ORD	4/08/2010	B	187,457	-1,067,728.83
DEUTSCHE SECURITIES	FGL	ORD	4/08/2010	B	336	-1,920.84
DEUTSCHE SECURITIES	FGL	ORD	4/08/2010	B	20	-114.60
DEUTSCHE SECURITIES	FGL	ORD	5/08/2010	B	437	-2,499.64
DEUTSCHE SECURITIES	FGL	ORD	5/08/2010	B	79,889	-420,027.30
DEUTSCHE SECURITIES	FGL	ORD	5/08/2010	B	155,635	-889,983.18
DEUTSCHE SECURITIES	FGL	ORD	5/08/2010	B	423	-2,411.10
DEUTSCHE SECURITIES	FGL	ORD	5/08/2010	B	1,631	-9,296.70
DEUTSCHE SECURITIES	FGL	ORD	5/08/2010	B	23,741	-135,833.42
DEUTSCHE SECURITIES	FGL	ORD	5/08/2010	B	3,362	-19,163.40
DEUTSCHE SECURITIES	FGL	ORD	5/08/2010	B	305	-1,744.60
DEUTSCHE SECURITIES	FGL	ORD	5/08/2010	B	207,855	-1,184,778.50
DEUTSCHE SECURITIES	FGL	ORD	5/08/2010	B	12,696	-72,647.53
DEUTSCHE SECURITIES	FGL	ORD	5/08/2010	B	2,509	-14,401.76
DEUTSCHE SECURITIES	FGL	ORD	5/08/2010	B	20,000	-115,000.00
DEUTSCHE SECURITIES	FGL	ORD	5/08/2010	B	24,689	-141,558.33
DEUTSCHE SECURITIES	FGL	ORD	5/08/2010	B	39,901	-228,412.88
DEUTSCHE SECURITIES	FGL	ORD	5/08/2010	B	109,716	-628,706.69
DEUTSCHE SECURITIES	FGL	ORD	5/08/2010	B	61,777	-353,404.60
DEUTSCHE SECURITIES	FGL	ORD	5/08/2010	B	61,055	-349,594.21
DEUTSCHE SECURITIES	FGL	ORD	5/08/2010	B	242	-1,383.58
DEUTSCHE SECURITIES	FGL	ORD	5/08/2010	B	1	-5.75
DEUTSCHE SECURITIES	FGL	ORD	5/08/2010	B	161,287	-923,753.55
DEUTSCHE SECURITIES	FGL	ORD	5/08/2010	B	176,959	-1,015,748.20
DEUTSCHE SECURITIES	FGL	ORD	5/08/2010	B	22,969	-131,224.19
DEUTSCHE SECURITIES	FGL	ORD	6/08/2010	B	23,667	-135,320.81
DEUTSCHE SECURITIES	FGL	ORD	6/08/2010	B	14,627	-83,662.49
DEUTSCHE SECURITIES	FGL	ORD	6/08/2010	B	189,120	-1,085,552.53
DEUTSCHE SECURITIES	FGL	ORD	6/08/2010	B	43,731	-250,013.63
DEUTSCHE SECURITIES	FGL	ORD	6/08/2010	B	94	-536.74
DEUTSCHE SECURITIES	FGL	ORD	6/08/2010	B	44,400	-253,080.00
DEUTSCHE SECURITIES	FGL	ORD	6/08/2010	B	104	-592.80
DEUTSCHE SECURITIES	FGL	ORD	6/08/2010	B	112,680	-642,162.00
DEUTSCHE SECURITIES	FGL	ORD	6/08/2010	B	248,096	-1,420,945.03
DEUTSCHE SECURITIES	FGL	ORD	6/08/2010	B	590	-3,368.56
DEUTSCHE SECURITIES	FGL	ORD	6/08/2010	B	110,000	-631,199.80
DEUTSCHE SECURITIES	FGL	ORD	6/08/2010	B	47,056	-259,975.80

Note: Some transaction may not be available at time of filing.

Schedule 1 to Form 603

Group Name	ABX	Stock	Trade Date	Trans Type	Trans Number	Consideration
DEUTSCHE SECURITIES	FGL	ORD	6/08/2010	B	1	-5.70
DEUTSCHE SECURITIES	FGL	ORD	6/08/2010	B	6	-34.20
DEUTSCHE SECURITIES	FGL	ORD	6/08/2010	B	19,517	-105,300.07
DEUTSCHE SECURITIES	FGL	ORD	6/08/2010	B	8	-45.60
DEUTSCHE SECURITIES	FGL	ORD	6/08/2010	B	77,956	-446,157.78
DEUTSCHE SECURITIES	FGL	ORD	6/08/2010	B	163,712	-938,578.90
DEUTSCHE SECURITIES	FGL	ORD	6/08/2010	B	56,445	-321,736.50
DEUTSCHE SECURITIES	FGL	ORD	6/08/2010	B	6,503	-37,349.98
DEUTSCHE SECURITIES	FGL	ORD	6/08/2010	B	57,002	-326,694.42
DEUTSCHE SECURITIES	FGL	ORD	9/08/2010	B	46,416	-264,571.20
DEUTSCHE SECURITIES	FGL	ORD	9/08/2010	B	3,070	-17,499.00
DEUTSCHE SECURITIES	FGL	ORD	9/08/2010	B	43,580	-249,406.00
DEUTSCHE SECURITIES	FGL	ORD	9/08/2010	B	32,192	-183,152.40
DEUTSCHE SECURITIES	FGL	ORD	9/08/2010	B	354,033	-2,037,988.10
DEUTSCHE SECURITIES	FGL	ORD	9/08/2010	B	3,000	-17,070.00
DEUTSCHE SECURITIES	FGL	ORD	9/08/2010	B	145	-826.50
DEUTSCHE SECURITIES	FGL	ORD	9/08/2010	B	780	-4,446.00
DEUTSCHE SECURITIES	FGL	ORD	9/08/2010	B	1,968	-11,217.60
DEUTSCHE SECURITIES	FGL	ORD	9/08/2010	B	34,247	-195,207.90
DEUTSCHE SECURITIES	FGL	ORD	9/08/2010	B	37,857	-235,743.26
DEUTSCHE SECURITIES	FGL	ORD	9/08/2010	B	106	-604.20
DEUTSCHE SECURITIES	FGL	ORD	9/08/2010	B	324	-1,844.77
DEUTSCHE SECURITIES	FGL	ORD	9/08/2010	B	3,148	-17,891.34
DEUTSCHE SECURITIES	FGL	ORD	9/08/2010	B	88,672	-504,980.29
DEUTSCHE SECURITIES	FGL	ORD	9/08/2010	B	2,791	-15,908.70
DEUTSCHE SECURITIES	FGL	ORD	9/08/2010	B	2,541	-14,458.29
DEUTSCHE SECURITIES	FGL	ORD	9/08/2010	B	27,376	-159,028.96
DEUTSCHE SECURITIES	FGL	ORD	9/08/2010	B	124,194	-708,617.43
DEUTSCHE SECURITIES	FGL	ORD	9/08/2010	B	26,696	-152,191.49
DEUTSCHE SECURITIES	FGL	ORD	9/08/2010	B	2,649	-13,400.89
DEUTSCHE SECURITIES	FGL	ORD	10/08/2010	B	58,428	-333,441.58
DEUTSCHE SECURITIES	FGL	ORD	10/08/2010	B	250,000	-1,423,215.00
DEUTSCHE SECURITIES	FGL	ORD	10/08/2010	B	6,368	-36,233.92
DEUTSCHE SECURITIES	FGL	ORD	10/08/2010	B	6,138	-35,170.74
DEUTSCHE SECURITIES	FGL	ORD	10/08/2010	B	60,666	-344,570.75
DEUTSCHE SECURITIES	FGL	ORD	10/08/2010	B	214,908	-1,222,826.52
DEUTSCHE SECURITIES	FGL	ORD	10/08/2010	B	27,841	-158,365.18
DEUTSCHE SECURITIES	FGL	ORD	10/08/2010	B	109,614	-623,922.89
DEUTSCHE SECURITIES	FGL	ORD	10/08/2010	B	30,000	-189,800.00
DEUTSCHE SECURITIES	FGL	ORD	10/08/2010	B	17,981	-102,320.88
DEUTSCHE SECURITIES	FGL	ORD	10/08/2010	B	519	-2,944.11
DEUTSCHE SECURITIES	FGL	ORD	10/08/2010	B	10,020	-56,713.20
DEUTSCHE SECURITIES	FGL	ORD	10/08/2010	B	130,184	-741,138.81
DEUTSCHE SECURITIES	FGL	ORD	10/08/2010	B	21,140	-125,925.68
DEUTSCHE SECURITIES	FGL	ORD	10/08/2010	B	4,894	-24,979.14
DEUTSCHE SECURITIES	FGL	ORD	10/08/2010	B	3,039	-17,303.12
DEUTSCHE SECURITIES	FGL	ORD	10/08/2010	B	75,479	-427,965.93
DEUTSCHE SECURITIES	FGL	ORD	10/08/2010	B	2,623	-14,929.12
DEUTSCHE SECURITIES	FGL	ORD	10/08/2010	B	632	-3,596.18
DEUTSCHE SECURITIES	FGL	ORD	10/08/2010	B	186,019	-1,059,739.08
DEUTSCHE SECURITIES	FGL	ORD	10/08/2010	B	12,338	-70,208.91
DEUTSCHE SECURITIES	FGL	ORD	10/08/2010	B	98,699	-582,306.96
DEUTSCHE SECURITIES	FGL	ORD	10/08/2010	B	12,018	-68,291.80
DEUTSCHE SECURITIES	FGL	ORD	10/08/2010	B	4,579	-26,029.33
DEUTSCHE SECURITIES	FGL	ORD	10/08/2010	B	44,774	-255,211.80
DEUTSCHE SECURITIES	FGL	ORD	11/08/2010	B	642,490	-3,649,343.20
DEUTSCHE SECURITIES	FGL	ORD	11/08/2010	B	83,392	-474,804.10
DEUTSCHE SECURITIES	FGL	ORD	11/08/2010	B	46,552	-264,552.22
DEUTSCHE SECURITIES	FGL	ORD	11/08/2010	B	118	-671.42
DEUTSCHE SECURITIES	FGL	ORD	11/08/2010	B	110	-624.80
DEUTSCHE SECURITIES	FGL	ORD	11/08/2010	B	2,400	-13,637.71
DEUTSCHE SECURITIES	FGL	ORD	11/08/2010	B	11,202	-63,682.81
DEUTSCHE SECURITIES	FGL	ORD	11/08/2010	B	700	-3,983.42
DEUTSCHE SECURITIES	FGL	ORD	11/08/2010	B	7,399	-42,075.86
DEUTSCHE SECURITIES	FGL	ORD	11/08/2010	B	2,450	-13,916.00
DEUTSCHE SECURITIES	FGL	ORD	11/08/2010	B	593	-3,374.17
DEUTSCHE SECURITIES	FGL	ORD	11/08/2010	B	202	-1,149.38
DEUTSCHE SECURITIES	FGL	ORD	11/08/2010	B	187	-1,064.03
DEUTSCHE SECURITIES	FGL	ORD	11/08/2010	B	57	-324.33
DEUTSCHE SECURITIES	FGL	ORD	11/08/2010	B	11	-62.59
DEUTSCHE SECURITIES	FGL	ORD	11/08/2010	B	33	-187.77

Note: Some transaction may not be available at time of filing.

Schedule 1 to Form 803

Group Name	ASX	Stock	Trade Date	Trans Type	Trans Number	Consideration
DEUTSCHE SECURITIES	FGL	ORD	11/08/2010	B	96	-546.24
DEUTSCHE SECURITIES	FGL	ORD	11/08/2010	B	5,067	-28,785.74
DEUTSCHE SECURITIES	FGL	ORD	11/08/2010	B	37,035	-211,140.61
DEUTSCHE SECURITIES	FGL	ORD	11/08/2010	B	42,165	-239,737.54
DEUTSCHE SECURITIES	FGL	ORD	11/08/2010	B	83,857	-474,968.07
DEUTSCHE SECURITIES	FGL	ORD	11/08/2010	B	1,176	-6,703.20
DEUTSCHE SECURITIES	FGL	ORD	11/08/2010	B	79,276	-450,894.14
DEUTSCHE SECURITIES	FGL	ORD	11/08/2010	B	13,299	-75,702.55
DEUTSCHE SECURITIES	FGL	ORD	11/08/2010	B	583,463	-3,319,496.05
DEUTSCHE SECURITIES	FGL	ORD	12/08/2010	B	178	-1,005.70
DEUTSCHE SECURITIES	FGL	ORD	12/08/2010	B	14,915	-84,269.75
DEUTSCHE SECURITIES	FGL	ORD	12/08/2010	B	115,825	-652,378.52
DEUTSCHE SECURITIES	FGL	ORD	12/08/2010	B	508,863	-2,859,825.62
DEUTSCHE SECURITIES	FGL	ORD	12/08/2010	B	16,507	-93,514.96
DEUTSCHE SECURITIES	FGL	ORD	12/08/2010	B	125	-705.00
DEUTSCHE SECURITIES	FGL	ORD	12/08/2010	B	418	-2,353.34
DEUTSCHE SECURITIES	FGL	ORD	12/08/2010	B	32,321	-182,709.64
DEUTSCHE SECURITIES	FGL	ORD	12/08/2010	B	14,399	-81,375.85
DEUTSCHE SECURITIES	FGL	ORD	12/08/2010	B	22,500	-126,850.05
DEUTSCHE SECURITIES	FGL	ORD	12/08/2010	B	142,621	-807,348.95
DEUTSCHE SECURITIES	FGL	ORD	12/08/2010	B	74,376	-421,436.73
DEUTSCHE SECURITIES	FGL	ORD	12/08/2010	B	65	-374.88
DEUTSCHE SECURITIES	FGL	ORD	12/08/2010	B	10,339	-58,942.71
DEUTSCHE SECURITIES	FGL	ORD	12/08/2010	B	205,248	-1,160,143.80
DEUTSCHE SECURITIES	FGL	ORD	12/08/2010	B	4,526	-25,611.00
DEUTSCHE SECURITIES	FGL	ORD	12/08/2010	B	8,654	-48,926.25
DEUTSCHE SECURITIES	FGL	ORD	12/08/2010	B	23,000	-140,900.00
DEUTSCHE SECURITIES	FGL	ORD	12/08/2010	B	158,533	-900,096.47
DEUTSCHE SECURITIES	FGL	ORD	12/08/2010	B	4	-22.72
DEUTSCHE SECURITIES	FGL	ORD	12/08/2010	B	44	-249.92
DEUTSCHE SECURITIES	FGL	ORD	12/08/2010	B	20	-113.60
DEUTSCHE SECURITIES	FGL	ORD	12/08/2010	B	34	-193.12
DEUTSCHE SECURITIES	FGL	ORD	12/08/2010	B	176	-1,000.00
DEUTSCHE SECURITIES	FGL	ORD	12/08/2010	B	8	-45.44
DEUTSCHE SECURITIES	FGL	ORD	12/08/2010	B	98,953	-561,351.46
DEUTSCHE SECURITIES	FGL	ORD	13/08/2010	B	105	-600.60
DEUTSCHE SECURITIES	FGL	ORD	13/08/2010	B	3,160	-46,675.20
DEUTSCHE SECURITIES	FGL	ORD	13/08/2010	B	35,945	-205,514.82
DEUTSCHE SECURITIES	FGL	ORD	13/08/2010	B	61,551	-352,071.72
DEUTSCHE SECURITIES	FGL	ORD	13/08/2010	B	187,387	-1,055,026.29
DEUTSCHE SECURITIES	FGL	ORD	13/08/2010	B	6,079	-34,410.79
DEUTSCHE SECURITIES	FGL	ORD	13/08/2010	B	129,975	-741,234.43
DEUTSCHE SECURITIES	FGL	ORD	13/08/2010	B	15,167	-85,966.56
DEUTSCHE SECURITIES	FGL	ORD	13/08/2010	B	7,713	-44,105.71
DEUTSCHE SECURITIES	FGL	ORD	13/08/2010	B	26,669	-152,040.24
DEUTSCHE SECURITIES	FGL	ORD	13/08/2010	B	186,990	-1,069,582.80
DEUTSCHE SECURITIES	FGL	ORD	13/08/2010	B	175,677	-1,001,081.33
DEUTSCHE SECURITIES	FGL	ORD	13/08/2010	B	62,416	-355,811.15
DEUTSCHE SECURITIES	FGL	ORD	13/08/2010	B	18,546	-105,870.14
DEUTSCHE SECURITIES	FGL	ORD	13/08/2010	B	577	-3,271.59
DEUTSCHE SECURITIES	FGL	ORD	13/08/2010	B	69,847	-398,798.43
DEUTSCHE SECURITIES	FGL	ORD	13/08/2010	B	4,462	-25,428.49
DEUTSCHE SECURITIES	FGL	ORD	13/08/2010	B	121,791	-694,559.46
DEUTSCHE SECURITIES	FGL	ORD	13/08/2010	B	52,727	-300,377.28
DEUTSCHE SECURITIES	FGL	ORD	13/08/2010	B	784	-4,472.72
DEUTSCHE SECURITIES	FGL	ORD	13/08/2010	B	8,904	-50,796.54
DEUTSCHE SECURITIES	FGL	ORD	16/08/2010	B	84,081	-481,593.79
DEUTSCHE SECURITIES	FGL	ORD	16/08/2010	B	12,600	-72,198.00
DEUTSCHE SECURITIES	FGL	ORD	16/08/2010	B	329,368	-1,892,782.38
DEUTSCHE SECURITIES	FGL	ORD	16/08/2010	B	122,281	-700,986.84
DEUTSCHE SECURITIES	FGL	ORD	16/08/2010	B	130,512	-749,346.39
DEUTSCHE SECURITIES	FGL	ORD	16/08/2010	B	124,771	-716,401.94
DEUTSCHE SECURITIES	FGL	ORD	16/08/2010	B	1,213	-6,938.36
DEUTSCHE SECURITIES	FGL	ORD	16/08/2010	B	1,036,444	-5,941,125.03
DEUTSCHE SECURITIES	FGL	ORD	16/08/2010	B	184,322	-1,057,363.15
DEUTSCHE SECURITIES	FGL	ORD	16/08/2010	B	12,000	-68,850.00
DEUTSCHE SECURITIES	FGL	ORD	16/08/2010	B	401,113	-2,294,366.36
DEUTSCHE SECURITIES	FGL	ORD	16/08/2010	B	60,517	-346,157.24
DEUTSCHE SECURITIES	FGL	ORD	16/08/2010	B	58,372	-333,905.35
DEUTSCHE SECURITIES	FGL	ORD	16/08/2010	B	10,065	-57,729.82
DEUTSCHE SECURITIES	FGL	ORD	16/08/2010	B	9	-81.48

Note: Some transaction may not be available at time of filing.

18-Aug-2010 07:28 PM DB 0282582223

29/33

## Schedule 1 to Form 603

Group Name	ASA	Stock	Trade Date	Trans Type	Trans Number	Consideration
DEUTSCHE SECURITIES	FGL	ORD	16/08/2010	B	5	-28.60
DEUTSCHE SECURITIES	FGL	ORD	16/08/2010	B	9	-17.16
DEUTSCHE SECURITIES	FGL	ORD	16/08/2010	B	11	-62.92
DEUTSCHE SECURITIES	FGL	ORD	16/08/2010	B	98	-559.75
DEUTSCHE SECURITIES	FGL	ORD	16/08/2010	B	1	-5.72
DEUTSCHE SECURITIES	FGL	ORD	16/08/2010	B	8,092	-46,333.17
DEUTSCHE SECURITIES	FGL	ORD	16/08/2010	B	4,087	-23,397.30
DEUTSCHE SECURITIES	FGL	ORD	16/08/2010	B	85,873	-498,228.82
DEUTSCHE SECURITIES	FGL	ORD	16/08/2010	B	16	-91.52
DEUTSCHE SECURITIES	FGL	ORD	16/08/2010	B	80,093	-458,508.51
DEUTSCHE SECURITIES	FGL	ORD	16/08/2010	B	38,466	-220,664.06
DEUTSCHE SECURITIES	FGL	ORD	16/08/2010	B	79,103	-429,877.34
DEUTSCHE ASSET MANAGEMENT (ASIA)	FGL	ORD	3/05/2010	B	48,081	-280,861.28
DEUTSCHE ASSET MANAGEMENT (ASIA)	FGL	ORD	11/05/2010	B	22,846	-122,445.98
DEUTSCHE BANK LONDON	FGL	ORD	10/05/2010	B	30,349	-108,701.88
DEUTSCHE BANK LONDON	FGL	ORD	10/05/2010	B	2,882	-15,301.12
DEUTSCHE BANK LONDON	FGL	ORD	12/05/2010	B	1,050	-5,809.40
DEUTSCHE BANK LONDON	FGL	ORD	28/05/2010	B	3,872	-21,412.16
DEUTSCHE BANK LONDON	FGL	ORD	27/05/2010	B	4,818	-25,572.64
DEUTSCHE BANK LONDON	FGL	ORD	28/05/2010	B	3,165	-17,407.50
DEUTSCHE BANK LONDON	FGL	ORD	8/08/2010	B	3,912	-33,284.56
DEUTSCHE BANK LONDON	FGL	ORD	11/08/2010	B	10,330	-59,616.00
DEUTSCHE BANK LONDON	FGL	ORD	17/08/2010	B	23,730	-187,674.32
DEUTSCHE BANK LONDON	FGL	ORD	22/08/2010	B	1,523	-8,630.64
DEUTSCHE BANK LONDON	FGL	ORD	23/08/2010	B	330	-1,868.73
DEUTSCHE BANK LONDON	FGL	ORD	23/08/2010	B	9,220	-52,189.15
DEUTSCHE BANK LONDON	FGL	ORD	13/07/2010	B	8,046	-47,149.56
DWS Funds SIGAV	FGL	ORD	27/08/2010	B	100,000	-559,730.00
Deutsche Asset Management International GmbH	FGL	ORD	21/08/2010	B	1,000	-5,660.00
Deutsche Asset Management International GmbH	FGL	ORD	2/08/2010	Interco transfer	11,508	N/A
Deutsche Asset Management International GmbH	FGL	ORD	2/08/2010	Interco transfer	20,076	N/A
DWS Investment GmbH	FGL	ORD	2/08/2010	Interco transfer	2,623	N/A

Note: Some transaction may not be available at time of filing.

*Page 2.*



DEUTSCHE BANK AG, ACTING  
THROUGH ITS LONDON BRANCH

INTERNATIONAL SECURITIES LENDERS ASSOCIATION

GLOBAL MASTER SECURITIES LENDING AGREEMENT

ASLA

## Australian Securities Lending Association Limited

(ACN 054 844 482)  
[www.asla.com.au](http://www.asla.com.au)  
 Registered Office  
 Level 50, MLC Centre  
 19-29 Martin Place  
 Sydney NSW 2000

### AUSTRALIAN MASTER SECURITIES LENDING AGREEMENT\*

(Version: December 2002)

Dated as of:

15 December 2003

Between:

(1)

Deutsche Securities Australia Limited

(ABN 65 003 204 368)

a company incorporated under the laws of Australia

of Level 18, 223 George Street, Sydney, NSW 2000

And:

(2)

Cogent Securities Pty Limited (ABN 84 063 403 861) of Level 5, 60  
 Castlereagh Street, Sydney, New South Wales, 2000 (acting as Agent in  
 accordance with clause 14 of the agreement)

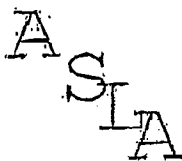
\* The original (Version: 4 April 1997) version of this agreement was adapted from the ISLA  
 Overseas Securities Lender's Agreement (Version: December 1995, as amended by 1996 UK  
 Tax Addendum), prepared by Clifford Chance, London, England for use by parties required to  
 meet UK Inland Revenue tax requirements. The 4 April 1997 version has been updated in  
 December 2002 to take account of, among other things, intervening Australian tax, stamp duty  
 and regulatory changes, and also to better reflect Australian market practice.

\* The original and updated versions of this agreement are both also subject to the "Warning and  
 Disclaimer" on the coversheet to the original (Version: 4 April 1997) and updated (Version:  
 December 2002) "User's Guide" relating to this agreement.

©

m

Governor Phillip Tower  
 1 Farrer Place  
 Sydney NSW 2000  
 Telephone (02) 9296 2000  
 Fax (02) 9296 3999  
 DX 113 Sydney  
 Ref. JCK



## Australian Securities Lending Association Limited

(ACN 064 944 482)  
Level 18, 20 Bond Street  
Sydney, NSW 2000  
Tel: (02) 9220 1413  
Fax: (02) 9220 1379

Coversheet  
to

### AUSTRALIAN MASTER SECURITIES LENDING AGREEMENT\*

(Version: November 2003)

dated as of: 26<sup>th</sup> September 2007

Between: Deutsche Securities Australia Limited

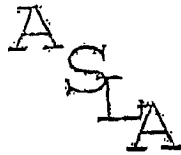
And: ABN AMRO Equities Australia Limited

\* The original (Version: 4 April 1997) version of this agreement was adapted from the ISLA Overseas Securities Lender's Agreement (Version: December 1995, as amended by 1996 UK Tax Addendum), prepared by Clifford Chance, London, England for use by parties required to meet UK Inland Revenue tax requirements. The 4 April 1997 version has been updated in December 2002 and November 2003 to take account of, among other things, intervening Australian tax, stamp duty and regulatory changes, and also to better reflect Australian market practices.

\* The original and updated versions of this agreement are both also subject to the "Warning and Disclaimer" on the coversheet to the original (Version: 4 April 1997) and updated (Version: November 2003) "User's Guide" relating to this agreement.

© m  
Governor Phillip Tower  
1 Farrer Place  
Sydney NSW 2000  
Telephone (02) 9296 2000  
Fax (02) 9296 3999  
DX 113 Sydney  
Ref: JCK





# Australian Securities Lending Association Limited

(ACN 054 944 482)  
Level 18, 20 Bond Street  
Sydney NSW 2000  
Tel: (02) 9220 1413  
Fax: (02) 9220 1379

## AUSTRALIAN MASTER SECURITIES LENDING AGREEMENT \*

(Version: November 2003)

dated as of:

13 March 2008

Between:

(1) Deutsche Securities Australia Limited

ABN 65 003 204 368

a company incorporated under the laws of Australia,

of Level 16, Deutsche Bank Place, Cur Phillip and Hunter Streets,  
Sydney, NSW 2000

And:

(2) National Australia Bank Limited

ABN 12 004 044 937

a company incorporated under the laws of Victoria

of Level 34, 500 Bourke Street, Melbourne, Victoria 3000

The original (Version: 4 April 1997) version of this agreement was adapted from the ISLA Overseas Securities Lender's Agreement (Version: December 1993, as amended by 1996-UK Tax Addendum), prepared by Clifford Chance, London, England for use by parties required to meet UK Inland Revenue tax requirements. The 4 April, 1997 version has been updated in December 2002 and November 2003 to take account of, among other things, intervening Australian tax, stamp duty and regulatory changes, and also to better reflect Australian market practice.

The original and updated versions of this agreement are both also subject to the "Warning and Disclaimer" on the coversheet to the original (Version: 4 April 1997) and updated (Version: November 2003) "User's Guide" relating to this agreement.

© m  
Governor Phillip Tower  
1 Farrer Place  
Sydney NSW 2000  
Telephone (02) 9296 2000  
Fax (02) 9296 3999  
DX 113 Sydney  
Ref: JCK