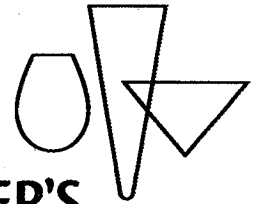




10015790



**FOSTER'S**  
GROUP

**ASX RELEASE**

**SUPL**

**The following release was made to the  
Australian Securities Exchange Limited today:**

**"Notice of initial substantial holder"**



**Released: 13 May 2010**

**Pages: 31  
(including this page)**

**FILE NO: 082-01711**

*Foster's Brewing*

If you would prefer to receive this notification by email please reply to  
[jane.jamieson@fostersgroup.com](mailto:jane.jamieson@fostersgroup.com) or  
Ph: +61 3 8626 2105



*llw 5/28*

**FOSTER'S GROUP**

77 Southbank Boulevard Southbank Victoria 3006 Australia GPO Box 753 Melbourne Victoria 3001  
Tel 61 3 9633 2000 Fax 61 3 9633 2002 Foster's Group Limited ABN 49 007 620 886 [www.fostersgroup.com](http://www.fostersgroup.com)

**Form 603**Corporations Act 2001  
Section 671B**Notice of initial substantial holder**To Company Name/Scheme Foster's Group Limited (FGL)ACN/ARSN 007 620 886**1. Details of substantial holder (1)**Name BlackRock Investment Management (Australia) LimitedACN/ARSN (if applicable) 006 165 975The holder became a substantial holder on 20 /04 /2010**2. Details of voting power**

The total number of votes attached to all the voting shares in the company or voting interests in the scheme that the substantial holder or an associate (2) had a relevant interest (3) in on the date the substantial holder became a substantial holder are as follows:

Class of securities (4)	Number of securities	Person's votes (5)	Voting power (6)
ordinary	97,961,777	97,961,777	5.07%

**3. Details of relevant interests**

The nature of the relevant interest the substantial holder or an associate had in the following voting securities on the date the substantial holder became a substantial holder are as follows:

Holder of relevant interest	Nature of relevant interest (7)	Class and number of securities
Appendix A		

**4. Details of present registered holders**

The persons registered as holders of the securities referred to in paragraph 3 above are as follows:

Holder of relevant interest	Registered holder of securities	Person entitled to be registered as holder (8)	Class and number of securities
Appendix A			

**5. Consideration**

The consideration paid for each relevant interest referred to in paragraph 3 above, and acquired in the four months prior to the day that the substantial holder became a substantial holder is as follows:

Holder of relevant interest	Date of acquisition	Consideration (9)		Class and number of securities
		Cash	Non-cash	
Appendix B				

**6. Associates**

The reasons the persons named in paragraph 3 above are associates of the substantial holder are as follows:

Name and ACN/ARSN (if applicable)	Nature of association
Appendix A	

**7. Addresses**

The addresses of persons named in this form are as follows:

Name	Address
Appendix A	

**Signature**

print name Con Tzatzakis

capacity Director

sign here

date 13 / 05 / 2010

**DIRECTIONS**

- (1) If there are a number of substantial holders with similar or related relevant interests (eg. a corporation and its related corporations, or the manager and trustee of an equity trust), the names could be included in an annexure to the form. If the relevant interests of a group of persons are essentially similar, they may be referred to throughout the form as a specifically named group if the membership of each group, with the names and addresses of members is clearly set out in paragraph 7 of the form.
- (2) See the definition of "associate" in section 9 of the Corporations Act 2001.
- (3) See the definition of "relevant interest" in sections 608 and 671B(7) of the Corporations Act 2001.
- (4) The voting shares of a company constitute one class unless divided into separate classes.
- (5) The total number of votes attached to all the voting shares in the company or voting interests in the scheme (if any) that the person or an associate has a relevant interest in.
- (6) The person's votes divided by the total votes in the body corporate or scheme multiplied by 100.
- (7) Include details of:
  - (a) any relevant agreement or other circumstances by which the relevant interest was acquired. If subsection 671B(4) applies, a copy of any document setting out the terms of any relevant agreement, and a statement by the person giving full and accurate details of any contract, scheme or arrangement, must accompany this form, together with a written statement certifying this contract, scheme or arrangement; and
  - (b) any qualification of the power of a person to exercise, control the exercise of, or influence the exercise of, the voting powers or disposal of the securities to which the relevant interest relates (indicating clearly the particular securities to which the qualification applies).

See the definition of "relevant agreement" in section 9 of the Corporations Act 2001.
- (8) If the substantial holder is unable to determine the identity of the person (eg. if the relevant interest arises because of an option) write "unknown".
- (9) Details of the consideration must include any and all benefits, money and other, that any person from whom a relevant interest was acquired has, or may, become entitled to receive in relation to that acquisition. Details must be included even if the benefit is conditional on the happening or not of a contingency. Details must be included of any benefit paid on behalf of the substantial holder or its associate in relation to the acquisitions, even if they are not paid directly to the person from whom the relevant interest was acquired.

## Appendix A

Entity Name	class	Number of Securities	Nature of Association	Entity Address
BlackRock Japan Co. Ltd.	ORD	5,373	same ultimate holding company	Sapia Tower 1-7-12 Marunouchi, Chiyoda-ku, Tokyo, 100-0005 Japan
BlackRock (Channel Islands) Ltd	ORD	40,812	same ultimate holding company	Forum House, Grenville Street St Helier JE4 8RL, Jersey
BlackRock Advisors, LLC	ORD	116,100	same ultimate holding company	100 Bellevue Parkway Wilmington, DE 19809
BlackRock Investment Management (LUX)	ORD	353,136	same ultimate holding company	6d route de Treves Luxembourg
BlackRock Fund Managers Ltd	ORD	379,663	same ultimate holding company	33 King William Street London EC4R 9AS, UK
BlackRock Asset Management Canada Limited	ORD	649,185	same ultimate holding company	161 Bay Street, Suite 2500 Toronto, Ontario M5J 2S1
BlackRock International Ltd.	ORD	1,151,066	same ultimate holding company	40 Torphichen Street Edinburgh EH3 8JB
BlackRock Investment Management, LLC	ORD	1,177,436	same ultimate holding company	800 Scudders Mill Road Plainsboro, NJ 08536
BlackRock Investment Management (UK) Ltd	ORD	1,559,315	same ultimate holding company	33 King William Street London EC4R 9AS, UK
BlackRock Asset Management Japan Limited	ORD	5,900,564	same ultimate holding company	Marunouchi Trust Tower Main, 1-8-3 Marunouchi, Chiyoda-ku Tokyo 100-8217
BlackRock Asset Management Australia Limited	ORD	7,452,869	same ultimate holding company	Level 43, Grosvenor Place 225 George Street Sydney NSW 2000 Australia
BlackRock Investment Management (Aust) Ltd	ORD	7,941,425	same ultimate holding company	Level 19, 120 Collins St Melbourne Australia
BlackRock Advisors (UK) Ltd.	ORD	13,872,550	same ultimate holding company	Murray House 1Royal Mint Court London, EC3N 4HH, UK
BlackRock Fund Advisors	ORD	20,608,577	same ultimate holding company	400 Howard Street San Francisco, CA, 94105
BlackRock Institutional Trust Company, N.A.	ORD	36,753,706	same ultimate holding company	400 Howard Street San Francisco, CA, 94105

## Foster's Group Limited (FGL)

Trade Date	Tran Type	Consideration	Units
21-Dec-09	BUY	-137,032	24,900
21-Dec-09	B	10,133	1,887
21-Dec-09	Buy	50,724	9,218
21-Dec-09	Buy	3,325	618
21-Dec-09	S	3,319	-618
21-Dec-09	S	132,955	-24,542
21-Dec-09	S	1,026	-191
21-Dec-09	S	41,286	-7,621
21-Dec-09	S	1,858	-346
21-Dec-09	S	74,858	-13,818
21-Dec-09	S	1,289	-240
21-Dec-09	S	51,883	-9,577
21-Dec-09	S	247	-46
21-Dec-09	S	10,131	-1,870
21-Dec-09	S	2,395	-446
21-Dec-09	S	96,463	-17,806
21-Dec-09	Sell	37,279	-7733
21-Dec-09	Sell	37,278	-7733
21-Dec-09	Sell	37,298	-7737
21-Dec-09	Sell	37,298	-7737
21-Dec-09	Sell	953,997	-178160
21-Dec-09	Sell	1,075,110	-200778
22-Dec-09	Adjustment	5,360	1,000
22-Dec-09	B	963,083	176,195
22-Dec-09	Buy	20,972	3,841
22-Dec-09	Buy	122,602	22,532
22-Dec-09	Buy	169,058	30,963
22-Dec-09	Buy	231,306	42,510
22-Dec-09	Buy	3,434	630
22-Dec-09	S	575,223	-105,654
22-Dec-09	S	181,941	-33,418
22-Dec-09	S	305,910	-56,188
22-Dec-09	S	297,760	-54,691
22-Dec-09	Sell	20,972	-3841
23-Dec-09	Buy	22,245	4,066
23-Dec-09	Buy	23,352	7,711
23-Dec-09	Buy	112,391	20,472
23-Dec-09	Buy	1,617	294
23-Dec-09	SELL	656,038	-119,584
23-Dec-09	SELL	151,255	-27,571
23-Dec-09	SELL	1,781,206	-324,682
23-Dec-09	SELL	40,871	-7,450
23-Dec-09	SELL	110,708	-20,180
23-Dec-09	SELL	100,844	-18,382
23-Dec-09	SELL	45,144	-8,229
23-Dec-09	SELL	253,245	-46,162
23-Dec-09	Sell	23,352	-7,711
24-Dec-09	Buy	60,266	10,972
24-Dec-09	Buy	6,891	1,262
28-Dec-09	Buy	26,846	4,890
29-Dec-09	B	249,217	44,615
29-Dec-09	B	772,943	138,373
29-Dec-09	BUY	-21,417	3,857

Trade Date	Tran Type	Consideration	Units
29-Dec-09	SELL	7,887	-1,424
29-Dec-09	Sell	-76,672	-13,716
29-Dec-09	Sell	76,672	13,716
29-Dec-09	Sell	76,672	13,716
29-Dec-09	Sell	2,154	-386
30-Dec-09	Adjustment	855	-153
30-Dec-09	Buy	43,755	7,870
30-Dec-09	Buy	226,350	40,712
30-Dec-09	Buy	155	28
31-Dec-09	B	11,068	2,005
31-Dec-09	B	195,060	35,337
31-Dec-09	Buy	9,327	1,695
31-Dec-09	Buy	55,858	10,151
31-Dec-09	Buy	71,578	13,011
31-Dec-09	Buy	131,659	23,926
31-Dec-09	Buy	197,901	35,964
31-Dec-09	Buy	218,756	39,754
31-Dec-09	Buy	1,193,062	216,879
31-Dec-09	Buy	2,558	465
31-Dec-09	S	70,032	-12,687
31-Dec-09	S	140,682	-25,638
31-Dec-09	S	9,947	-1,802
31-Dec-09	S	19,995	-3,644
31-Dec-09	S	42,725	-7,740
31-Dec-09	S	85,837	-15,643
31-Dec-09	S	6,856	-1,242
31-Dec-09	S	13,784	-2,512
31-Dec-09	S	4,427	-802
31-Dec-09	S	8,906	-1,623
31-Dec-09	S	191,276	-34,836
31-Dec-09	S	156,519	-28,506
31-Dec-09	S	731,165	-133,163
31-Dec-09	S	72,141	-13,069
31-Dec-09	S	144,857	-26,399
31-Dec-09	Sell	4,740	-862
31-Dec-09	Sell	19,202	-3493
31-Dec-09	Sell	27,547	-5011
31-Dec-09	Sell	71,543	-13011
04-Jan-10	Buy	61,961	12,444
04-Jan-10	Buy	61,959	12,444
04-Jan-10	Buy	62,190	12,490
04-Jan-10	Buy	62,188	12,490
04-Jan-10	Buy	228,301	41,284
04-Jan-10	Buy	6,994	1,258
05-Jan-10	Buy	6,246	1,134
05-Jan-10	Buy	7,683	1,395
05-Jan-10	Buy	9,033	1,640
05-Jan-10	Buy	9,616	1,746
05-Jan-10	Buy	17,371	3,154
05-Jan-10	Buy	17,624	3,200
05-Jan-10	Buy	19,684	3,574
05-Jan-10	Buy	25,755	4,689
05-Jan-10	Buy	54,741	9,939
05-Jan-10	Buy	60,832	11,045
05-Jan-10	Buy	77,823	14,130

Trade Date	Tran Type	Consideration	Units
05-Jan-10	Buy	104,808	19,056
05-Jan-10	Buy	5,554	1,008
05-Jan-10	Sale of Ord Shares	9,471	-1,722
05-Jan-10	Sale of Ord Shares	9,499	-1,727
05-Jan-10	Sale of Ord Shares	40,453	-7,355
05-Jan-10	Sale of Ord Shares	105,765	-19,230
05-Jan-10	Sale of Ord Shares	426,327	-77,514
05-Jan-10	Sell	42,381	-7711
06-Jan-10	Buy	33,594	6,105
06-Jan-10	Buy	143,141	26,023
06-Jan-10	Buy	373,531	67,908
06-Jan-10	Buy	1,493	272
06-Jan-10	S	102,496	-18,708
06-Jan-10	SELL	107,542	-19,600
07-Jan-10	Buy	12,344	2,286
07-Jan-10	Buy	237,275	43,444
07-Jan-10	Buy	826	153
07-Jan-10	S	21,913	-4,064
07-Jan-10	Sale of Ord Shares	67,634	-12,548
07-Jan-10	Sell	11,728	-2173
07-Jan-10	Sell	2,398,301	-444871
08-Jan-10	Adjustment	10,714	-1,984
08-Jan-10	Buy	6,934	1,286
08-Jan-10	Buy	17,765	3,295
08-Jan-10	Buy	25,993	4,820
08-Jan-10	Buy	32,064	5,947
08-Jan-10	Buy	50,843	9,430
08-Jan-10	Buy	268,055	49,707
08-Jan-10	Buy	943,036	190,060
08-Jan-10	Buy	1,809	335
08-Jan-10	S	830,889	-154,072
08-Jan-10	Sale of Ord Shares	45,093	-8,366
08-Jan-10	Sell	679	-126
11-Jan-10	Buy	31,147	5,715
11-Jan-10	Buy	4,963	909
11-Jan-10	S	9,054	-1,667
11-Jan-10	Sell	206,357	-37875
12-Jan-10	Buy	32,864	6,005
12-Jan-10	Buy	273,686	50,030
12-Jan-10	Buy	683,071	124,866
12-Jan-10	Buy	4,256	778
12-Jan-10	S	428,724	-78,591
12-Jan-10	S	23,981	-4,396
12-Jan-10	S	324,100	-59,412
12-Jan-10	S	181,689	-33,306
12-Jan-10	S	32,125	-5,889
12-Jan-10	S	31,700	-5,811
12-Jan-10	S	176,894	-32,427
12-Jan-10	S	373,060	-68,387
12-Jan-10	SELL	13,067	-2,400
12-Jan-10	SELL	15,789	-2,900
12-Jan-10	SELL	27,223	-5,000
13-Jan-10	Buy	5,555	1,023
13-Jan-10	Buy	22,220	4,092
13-Jan-10	Buy	37,891	6,976

Trade Date	Tran Type	Consideration	Units
13-Jan-10	Buy	112,086	20,642
13-Jan-10	Buy	310,422	57,168
13-Jan-10	Buy	15,805	2,900
13-Jan-10	S	14,943	-2,747
13-Jan-10	S	81,687	-15,017
13-Jan-10	S	293,418	-53,932
13-Jan-10	S	341,631	-62,794
13-Jan-10	S	32,213	-5,921
13-Jan-10	S	672,534	-123,616
13-Jan-10	Sell	17,167	-3165
13-Jan-10	SELLOPEN	2,610	-23,300
14-Jan-10	Buy	38,100	6,976
14-Jan-10	Buy	131,207	42,156
14-Jan-10	Buy	394,469	72,247
14-Jan-10	Buy	5,815	1,063
14-Jan-10	S	552,725	-101,271
14-Jan-10	S	139,241	-25,512
14-Jan-10	S	133,374	-24,437
14-Jan-10	S	28,452	-5,213
14-Jan-10	S	53,662	-9,832
14-Jan-10	S	991,195	-181,608
14-Jan-10	S	534,004	-97,841
14-Jan-10	S	201,281	-36,879
14-Jan-10	S	33,773	-6,188
14-Jan-10	S	62,875	-11,520
14-Jan-10	S	141,113	-25,855
14-Jan-10	S	94,279	-17,274
14-Jan-10	S	94,743	-17,359
14-Jan-10	S	177,010	-32,432
14-Jan-10	S	288,176	-52,800
14-Jan-10	S	62,591	-11,468
14-Jan-10	S	32,081	-5,878
14-Jan-10	S	188,139	-34,471
14-Jan-10	S	383,552	-70,275
14-Jan-10	S	1,486,301	-272,322
14-Jan-10	Sell	8,333	-1527
14-Jan-10	Sell	131,207	-42156
14-Jan-10	Sell	131,207	-42156
14-Jan-10	Sell	1,651,859	-302280
15-Jan-10	Buy	20,066	3,655
15-Jan-10	Buy	32,874	5,988
15-Jan-10	Buy	72,125	13,131
15-Jan-10	Buy	115,982	21,126
15-Jan-10	Buy	158,021	28,769
15-Jan-10	Buy	3,085	563
15-Jan-10	Sell	20,066	-3655
15-Jan-10	Sell	27,381	-4990
15-Jan-10	Sell	32,874	-5988
15-Jan-10	Sell	54,346	-9904
15-Jan-10	Sell	115,982	-21126
18-Jan-10	Adjustment	1,537	280
18-Jan-10	Buy	30,248	5,540
18-Jan-10	Sell	10,785	-2146
18-Jan-10	Sell	10,784	-2146
18-Jan-10	Sell	11,071	-2203



Trade Date	Tran Type	Consideration	Units
18-Jan-10	Sell	11,071	-2203
19-Jan-10	Buy	21,193	3,926
19-Jan-10	Buy	31,695	5,877
19-Jan-10	Buy	61,289	11,392
19-Jan-10	Buy	50,882	9,440
19-Jan-10	SELL	675,925	-125,200
19-Jan-10	Sell	45,722	-8501
19-Jan-10	Sell	55,344	-10287
20-Jan-10	Buy	11,069	2,046
20-Jan-10	Buy	37,730	6,972
20-Jan-10	Buy	250,614	46,301
20-Jan-10	Buy	1,675	309
20-Jan-10	S	738,070	-136,547
20-Jan-10	S	446,463	-82,598
20-Jan-10	S	389,799	-72,115
20-Jan-10	SELL	30,287	-5,600
21-Jan-10	Buy	16,859	3,109
21-Jan-10	Buy	31,682	5,887
21-Jan-10	Buy	216,637	40,247
21-Jan-10	Buy	263,267	48,910
21-Jan-10	Buy	963,962	179,175
21-Jan-10	Buy	3,988,367	818,559
21-Jan-10	Buy	4,403,847	818,559
21-Jan-10	Buy	994	184
21-Jan-10	S	380,781	-70,604
21-Jan-10	S	96,290	-17,854
21-Jan-10	S	115,360	-21,390
21-Jan-10	S	33,071	-6,132
21-Jan-10	S	39,645	-7,351
21-Jan-10	S	700,036	-129,800
21-Jan-10	S	341,912	-63,397
21-Jan-10	S	93,216	-17,284
21-Jan-10	S	16,072	-2,980
21-Jan-10	S	40,600	-7,528
21-Jan-10	S	110,350	-20,461
21-Jan-10	S	70,101	-12,998
21-Jan-10	S	64,217	-11,907
21-Jan-10	S	127,668	-23,672
21-Jan-10	S	160,836	-29,822
21-Jan-10	S	44,763	-8,300
21-Jan-10	S	138,443	-25,670
21-Jan-10	S	151,937	-28,172
21-Jan-10	S	999,169	-185,265
21-Jan-10	Sell	68,071	-12659
21-Jan-10	Sell	630,385	-116766
21-Jan-10	Sell	963,962	-179175
21-Jan-10	Sell	4,403,847	-818559
22-Jan-10	Buy	-59,012	-11,028
22-Jan-10	Buy	10,555	1,977
22-Jan-10	Buy	16,315	3,056
22-Jan-10	Buy	29,509	5,514
22-Jan-10	Buy	59,012	11,028
22-Jan-10	Buy	59,012	11,028
22-Jan-10	Buy	100,800	18,836
22-Jan-10	Buy	117,605	22,056

Trade Date	Tran Type	Consideration	Units
22-Jan-10	Buy	184,784	34,539
22-Jan-10	Buy	267,483	49,983
22-Jan-10	Buy	515,893	96,402
22-Jan-10	Buy	3,311	620
22-Jan-10	SELL	15,484	-2,900
22-Jan-10	Sell	9,229	-1726
22-Jan-10	Sell	110,435	-20642
25-Jan-10	Buy	286,106	53,252
25-Jan-10	Buy	1,643,365	306,027
25-Jan-10	Buy	133,823,826	306,027
25-Jan-10	Buy	198	37
25-Jan-10	Sell	1,643,365	-306027
27-Jan-10	Buy	10,689	1,990
27-Jan-10	Buy	37,063	6,860
27-Jan-10	Buy	37,483	6,978
27-Jan-10	Buy	39,736	7,396
27-Jan-10	Buy	40,737	7,584
27-Jan-10	Buy	45,781	8,523
27-Jan-10	Buy	66,425	12,366
27-Jan-10	Buy	75,377	13,956
27-Jan-10	Buy	83,749	15,588
27-Jan-10	Buy	88,441	16,465
27-Jan-10	Buy	394,151	73,362
27-Jan-10	Buy	646,621	120,045
27-Jan-10	Buy	5,697	1,059
27-Jan-10	Sale of Ord Shares	256,562	-47,777
27-Jan-10	Sell	3,563	-736
27-Jan-10	Sell	3,563	-736
27-Jan-10	Sell	3,601	-744
27-Jan-10	Sell	3,602	-744
27-Jan-10	Sell	32,778	-6107
27-Jan-10	Sell	743,649	-138541
28-Jan-10	Buy	66,158	12,432
28-Jan-10	Buy	151,597	28,447
28-Jan-10	Buy	339,464	63,809
28-Jan-10	Buy	1,053,659	354,251
28-Jan-10	Buy	1,963	369
28-Jan-10	S	260,770	-49,086
28-Jan-10	S	24,023	-4,522
28-Jan-10	Sell	102,992	-19369
28-Jan-10	Sell	109,815	-20642
28-Jan-10	Sell	164,723	-30963
29-Jan-10	BUY	-829,777	155,389
29-Jan-10	BUY	-624,380	116,925
29-Jan-10	Buy	7,191	1,344
29-Jan-10	Buy	8,222	1,725
29-Jan-10	Buy	8,222	1,725
29-Jan-10	Buy	21,025	3,936
29-Jan-10	Buy	44,406	8,300
29-Jan-10	Buy	44,834	8,380
29-Jan-10	Buy	46,818	8,763
29-Jan-10	Buy	50,457	9,446
29-Jan-10	Buy	113,593	21,232
29-Jan-10	Buy	207,811	38,916
29-Jan-10	Buy	207,811	38,916

Trade Date	Tran Type	Consideration	Units
29-Jan-10	Buy	364	68
29-Jan-10	S	81,141	-15,211
29-Jan-10	S	17,091	-3,204
29-Jan-10	S	109,958	-20,613
29-Jan-10	Sell	21,686	-4063
29-Jan-10	Sell	29,601	-5546
29-Jan-10	Sell	55,114	-10321
29-Jan-10	Sell	110,228	-20642
29-Jan-10	Sell	154,408	-29004
29-Jan-10	Sell	207,811	-38916
29-Jan-10	Sell	207,811	-38916
29-Jan-10	Sell	275,571	-51605
29-Jan-10	Sell	305,277	-57168
29-Jan-10	Sell	340,451	-63809
01-Feb-10	Buy	12,397	2,325
01-Feb-10	Buy	226,827	42,591
01-Feb-10	Buy	719,480	135,096
01-Feb-10	Buy	1,698	318
01-Feb-10	S	118,184	-22,230
01-Feb-10	S	42,670	-8,026
01-Feb-10	S	51,303	-9,650
01-Feb-10	S	15,407	-2,898
01-Feb-10	S	16,577	-3,118
01-Feb-10	S	308,815	-58,087
01-Feb-10	S	29,331	-5,517
01-Feb-10	S	42,941	-8,077
01-Feb-10	S	9,112	-1,714
01-Feb-10	S	335,046	-63,021
01-Feb-10	Sell	110,435	-20642
01-Feb-10	Sell	220,869	-41284
01-Feb-10	Sell	611,698	-114336
01-Feb-10	Sell	1,171,366	-219357
01-Feb-10	Sell	122,494	-22,896
02-Feb-10	B	65,202	12,233
02-Feb-10	Buy	-26,752	-4,954
02-Feb-10	Buy	26,752	4,954
02-Feb-10	Buy	40,127	7,431
02-Feb-10	Buy	3,572	664
02-Feb-10	S	4,568	-857
02-Feb-10	S	85,688	-16,022
02-Feb-10	S	2,526	-474
02-Feb-10	S	47,460	-8,874
02-Feb-10	S	2,713	-509
02-Feb-10	S	50,904	-9,518
02-Feb-10	S	730	-137
02-Feb-10	S	13,745	-2,570
02-Feb-10	S	890	-167
02-Feb-10	S	16,783	-3,138
02-Feb-10	S	16,885	-3,168
02-Feb-10	S	316,542	-59,187
02-Feb-10	S	4,227	-793
02-Feb-10	S	79,281	-14,824
02-Feb-10	S	1,780	-334
02-Feb-10	S	33,453	-6,255
02-Feb-10	S	1,285	-241

Trade Date	Tran Type	Consideration	Units
02-Feb-10	S	24,115	-4,509
02-Feb-10	S	2,830	-531
02-Feb-10	S	53,150	-9,938
02-Feb-10	S	570	-107
02-Feb-10	S	10,760	-2,012
02-Feb-10	S	4,349	-816
02-Feb-10	S	81,586	-15,255
02-Feb-10	S	21,848	-4,099
02-Feb-10	S	408,739	-76,426
02-Feb-10	SELL	6,374	-1,192
02-Feb-10	Sell	7,575	-1613
02-Feb-10	Sell	7,575	-1613
02-Feb-10	Sell	31,944	-6802
02-Feb-10	Sell	31,945	-6802
02-Feb-10	Sell	37,670	-6978
02-Feb-10	Sell	73,931	-13695
02-Feb-10	Sell	308,707	-57168
03-Feb-10	Buy	9,706	1,784
03-Feb-10	Buy	11,985	2,203
03-Feb-10	Buy	42,810	7,880
03-Feb-10	Buy	48,827	8,975
03-Feb-10	Buy	57,270	10,527
03-Feb-10	Buy	62,923	11,606
03-Feb-10	Buy	102,715	18,896
03-Feb-10	Buy	280,168	51,541
03-Feb-10	Buy	8,807	1,619
03-Feb-10	S	917,244	-168,924
03-Feb-10	S	286,857	-52,829
03-Feb-10	S	160,834	-29,620
03-Feb-10	Sell	16,514	-3048
03-Feb-10	Sell	88,964	-18477
03-Feb-10	Sell	88,966	-18477
03-Feb-10	Sell	114,849	-23853
03-Feb-10	Sell	114,851	-23853
04-Feb-10	Buy	5,073	914
04-Feb-10	Buy	6,761	1,216
04-Feb-10	Pur of Ord Shares	38,759	6,971
04-Feb-10	S	32,322	-5,866
04-Feb-10	S	39,673	-7,200
04-Feb-10	S	9,494	-1,723
04-Feb-10	S	13,577	-2,464
04-Feb-10	S	239,193	-43,410
04-Feb-10	S	128,964	-23,405
04-Feb-10	S	24,828	-4,506
04-Feb-10	S	32,895	-5,970
04-Feb-10	S	42,604	-7,732
04-Feb-10	S	61,476	-11,157
04-Feb-10	S	8,056	-1,462
04-Feb-10	S	169,171	-30,702
04-Feb-10	S	326,379	-59,233
04-Feb-10	Sell	171,845	-30963
04-Feb-10	Sell	423,043	-76224
04-Feb-10	Sell	700,222	-126432
05-Feb-10	Buy	5,855	1,045
05-Feb-10	Buy	25,464	4,578

Trade Date	Tran Type	Consideration	Units
05-Feb-10	Buy	25,234	5,224
05-Feb-10	Buy	35,050	7,256
05-Feb-10	Buy	116,978	20,889
05-Feb-10	Buy	157,349	28,314
05-Feb-10	Buy	158,558	28,314
05-Feb-10	Buy	236,645	42,237
05-Feb-10	Buy	12,890	2,310
05-Feb-10	Sell	73,480	-13128
05-Feb-10	Sell	115,595	-20642
05-Feb-10	Sell	116,978	-20889
05-Feb-10	Sell	158,558	-28314
05-Feb-10	Sell	320,141	-57168
08-Feb-10	B	82,449	14,829
08-Feb-10	B	8,675	1,561
08-Feb-10	B	18,832	3,387
08-Feb-10	B	1,990	358
08-Feb-10	B	73,559	13,230
08-Feb-10	B	7,753	1,395
08-Feb-10	Buy	34,015	6,148
08-Feb-10	Buy	57,075	10,321
08-Feb-10	Buy	224,619	40,598
08-Feb-10	Buy	1,801	325
08-Feb-10	S	53,543	-9,630
08-Feb-10	S	121,297	-21,816
08-Feb-10	Sell	40,950	-7408
08-Feb-10	Sell	399,526	-72247
09-Feb-10	Buy	8,071	1,690
09-Feb-10	Buy	9,895	2,072
09-Feb-10	Buy	38,536	6,986
09-Feb-10	Buy	52,333	9,493
09-Feb-10	Buy	184,967	33,561
09-Feb-10	Buy	105,045	34,086
09-Feb-10	Buy	219,667	39,847
09-Feb-10	Buy	3,494	633
09-Feb-10	S	55,482	-10,077
09-Feb-10	S	59,322	-10,777
09-Feb-10	S	97,584	-17,728
09-Feb-10	S	91,160	-16,557
09-Feb-10	Sell	36,023	-6541
09-Feb-10	Sell	105,045	-34086
09-Feb-10	Sell	119,347	-34086
09-Feb-10	Sell	227,475	-41284
10-Feb-10	B	406,009	72,812
10-Feb-10	B	245,138	43,962
10-Feb-10	Buy	4,622	947
10-Feb-10	Buy	9,550	1,718
10-Feb-10	Buy	9,572	1,722
10-Feb-10	Buy	11,301	2,033
10-Feb-10	Buy	13,140	2,364
10-Feb-10	Buy	14,008	2,520
10-Feb-10	Buy	13,187	2,702
10-Feb-10	Buy	17,059	3,069
10-Feb-10	Buy	20,861	3,753
10-Feb-10	Buy	22,601	4,066
10-Feb-10	Buy	25,542	4,595

Trade Date	Tran Type	Consideration	Units
10-Feb-10	Buy	25,631	4,611
10-Feb-10	Buy	28,093	5,054
10-Feb-10	Buy	29,199	5,253
10-Feb-10	Buy	35,075	6,310
10-Feb-10	Buy	43,963	7,909
10-Feb-10	Buy	52,795	9,498
10-Feb-10	Buy	109,543	19,707
10-Feb-10	Buy	111,249	20,014
10-Feb-10	Buy	123,651	22,245
10-Feb-10	Buy	129,493	23,296
10-Feb-10	Buy	145,914	26,283
10-Feb-10	Buy	168,586	30,329
10-Feb-10	Buy	218,807	39,405
10-Feb-10	Buy	275,874	49,707
10-Feb-10	Buy	542,011	97,509
10-Feb-10	Buy	745,316	134,084
10-Feb-10	Buy	786,394	141,474
10-Feb-10	Sell	12,944	-2329
10-Feb-10	Sell	41,385	-7459
10-Feb-10	Sell	240,741	-49707
10-Feb-10	Sell	275,874	-49707
10-Feb-10	Sell	1,324,734	-238415
10-Feb-10	Sell	2,253	-406
11-Feb-10	B	85,525	15,550
11-Feb-10	B	769,767	139,870
11-Feb-10	Buy	17,185	3,511
11-Feb-10	Buy	38,653	7,897
11-Feb-10	Buy	216,830	39,404
11-Feb-10	Buy	14,729	2,678
11-Feb-10	S	27,434	-4,988
11-Feb-10	S	108,825	-19,814
11-Feb-10	S	17,903	-3,255
11-Feb-10	S	71,010	-12,929
11-Feb-10	S	40,189	-7,307
11-Feb-10	S	159,398	-29,022
11-Feb-10	Sell	53,263	-9687
11-Feb-10	Sell	825,941	-150171
12-Feb-10	B	366,397	66,064
12-Feb-10	Buy	26,788	4,833
12-Feb-10	Buy	86,862	15,679
12-Feb-10	Buy	118,883	24,110
12-Feb-10	Buy	118,887	24,110
12-Feb-10	Buy	137,265	24,777
12-Feb-10	Buy	165,557	29,884
12-Feb-10	Buy	150,914	30,606
12-Feb-10	Buy	150,920	30,606
12-Feb-10	Buy	218,640	39,446
12-Feb-10	Buy	316,633	57,022
12-Feb-10	Buy	705,585	127,362
12-Feb-10	S	180,383	-32,590
12-Feb-10	Sell	86,862	-15679
12-Feb-10	Sell	137,265	-24777
12-Feb-10	Sell	165,557	-29884
12-Feb-10	Sell	705,585	-127362
12-Feb-10	Sell	13,922	-2,513

Trade Date	Tran Type	Consideration	Units
15-Feb-10	Buy	21,066	4,281
15-Feb-10	Buy	21,066	4,281
15-Feb-10	Buy	24,540	4,987
15-Feb-10	Buy	24,540	4,987
15-Feb-10	Buy	33,416	6,007
15-Feb-10	Buy	232,508	41,797
15-Feb-10	Buy	5,988	1,077
16-Feb-10	B	6,038	1,114
16-Feb-10	B	82,422	15,207
16-Feb-10	Buy	13,635	2,824
16-Feb-10	Buy	13,635	2,824
16-Feb-10	Buy	17,802	3,687
16-Feb-10	Buy	17,802	3,687
16-Feb-10	Buy	108,392	34,767
16-Feb-10	Buy	199,699	36,691
16-Feb-10	Buy	13,667	2,517
16-Feb-10	S	16,553	-3,054
16-Feb-10	S	50,789	-9,377
16-Feb-10	S	23,490	-4,334
16-Feb-10	S	72,075	-13,307
16-Feb-10	S	10,986	-2,027
16-Feb-10	S	33,722	-6,226
16-Feb-10	S	37,431	-6,906
16-Feb-10	S	114,778	-21,191
16-Feb-10	Sell	108,392	-34,767
17-Feb-10	B	50,505	9,284
17-Feb-10	Buy	5,828	1,051
17-Feb-10	Buy	5,900	1,064
17-Feb-10	Buy	6,233	1,124
17-Feb-10	Buy	7,137	1,287
17-Feb-10	Buy	8,590	1,549
17-Feb-10	Buy	9,799	1,767
17-Feb-10	Buy	13,243	2,388
17-Feb-10	Buy	18,334	3,306
17-Feb-10	Buy	18,700	3,372
17-Feb-10	Buy	23,602	4,256
17-Feb-10	Buy	24,539	4,425
17-Feb-10	Buy	27,794	5,012
17-Feb-10	Buy	28,820	5,197
17-Feb-10	Buy	30,290	5,462
17-Feb-10	Buy	40,949	7,384
17-Feb-10	Buy	41,814	7,540
17-Feb-10	Buy	61,561	11,101
17-Feb-10	Buy	76,462	13,788
17-Feb-10	Buy	84,881	15,306
17-Feb-10	Buy	95,750	17,266
17-Feb-10	Buy	164,884	29,700
17-Feb-10	Buy	182,250	32,864
17-Feb-10	Buy	184,867	33,336
17-Feb-10	Buy	214,665	38,659
17-Feb-10	Buy	293,499	52,925
17-Feb-10	Buy	459,040	82,776
17-Feb-10	Buy	660,844	119,166
17-Feb-10	Buy	1,171,901	211,322
17-Feb-10	Buy	1,139	206

Trade Date	Tran Type	Consideration	Units
17-Feb-10	S	286,852	-52,165
17-Feb-10	S	50,505	-9,284
18-Feb-10	Buy	2,379	421
18-Feb-10	Buy	192,258	34,028
18-Feb-10	Buy	214,762	37,992
18-Feb-10	Buy	6,547	1,165
18-Feb-10	S	106,152	-18,989
18-Feb-10	S	86,787	-15,525
18-Feb-10	S	143,119	-25,602
18-Feb-10	Sell	68,160	-12181
18-Feb-10	Sell	192,258	-34028
18-Feb-10	Sell	1,360,865	-243468
19-Feb-10	Buy	2,925	529
19-Feb-10	Buy	10,532	1,905
19-Feb-10	Buy	36,915	6,677
19-Feb-10	Buy	52,301	9,460
19-Feb-10	Buy	68,057	13,775
19-Feb-10	Buy	90,532	16,375
19-Feb-10	Buy	144,547	26,145
19-Feb-10	Buy	164,882	29,715
19-Feb-10	Buy	170,297	30,963
19-Feb-10	Buy	218,052	39,626
19-Feb-10	Buy	275,504	49,832
19-Feb-10	Buy	893	162
19-Feb-10	S	30,851	-5,525
19-Feb-10	S	80,374	-14,394
19-Feb-10	Sell	22,560	-4103
19-Feb-10	Sell	134,974	-24553
19-Feb-10	Sell	302,557	-54541
19-Feb-10	Sell	623,254	-112352
19-Feb-10	Sell	1,749,214	-315325
22-Feb-10	B	86,551	15,555
22-Feb-10	Buy	-453,053	-92,162
22-Feb-10	Buy	110,861	34,767
22-Feb-10	Buy	198,645	35,774
22-Feb-10	Buy	453,053	92,162
22-Feb-10	Buy	453,053	92,162
22-Feb-10	Buy	4,982	896
22-Feb-10	Sell	14,085	-2824
22-Feb-10	Sell	14,085	-2824
22-Feb-10	Sell	18,389	-3687
22-Feb-10	Sell	18,389	-3687
22-Feb-10	Sell	110,861	-34767
22-Feb-10	Sell	453,053	-92162
23-Feb-10	B	44,947	8,219
23-Feb-10	B	19,649	3,593
23-Feb-10	B	176,804	32,330
23-Feb-10	Buy	56,766	10,321
23-Feb-10	Buy	216,412	39,328
23-Feb-10	Buy	454,258	92,162
23-Feb-10	Buy	11,168	2,038
23-Feb-10	Sell	234,698	-42979
23-Feb-10	Sell	436,686	-79968
23-Feb-10	Sell	1,133,326	-207540
24-Feb-10	Buy	2,491	457



Trade Date	Tran Type	Consideration	Units
24-Feb-10	Buy	3,020	554
24-Feb-10	Buy	3,064	562
24-Feb-10	Buy	3,549	651
24-Feb-10	Buy	4,568	838
24-Feb-10	Buy	4,666	856
24-Feb-10	Buy	8,264	1,516
24-Feb-10	Buy	8,771	1,609
24-Feb-10	Buy	10,940	2,007
24-Feb-10	Buy	11,131	2,042
24-Feb-10	Buy	13,557	2,487
24-Feb-10	Buy	14,516	2,663
24-Feb-10	Buy	19,166	3,516
24-Feb-10	Buy	19,324	3,545
24-Feb-10	Buy	19,362	3,552
24-Feb-10	Buy	19,869	3,645
24-Feb-10	Buy	24,307	4,459
24-Feb-10	Buy	34,451	6,320
24-Feb-10	Buy	37,425	6,851
24-Feb-10	Buy	45,108	8,275
24-Feb-10	Buy	60,818	11,157
24-Feb-10	Buy	65,744	12,035
24-Feb-10	Buy	90,554	16,612
24-Feb-10	Buy	121,647	22,316
24-Feb-10	Buy	111,203	22,878
24-Feb-10	Buy	145,867	26,759
24-Feb-10	Buy	201,247	36,840
24-Feb-10	Buy	223,795	41,094
24-Feb-10	Buy	242,559	44,497
24-Feb-10	Buy	474,335	87,016
24-Feb-10	Buy	534,036	97,968
24-Feb-10	Buy	4,889	897
24-Feb-10	Sell	11,908	-2198
25-Feb-10	Buy	283,420	52,459
25-Feb-10	S	4,000,495	-738,421
25-Feb-10	S	642,580	-118,609
25-Feb-10	S	2,067,212	-381,571
25-Feb-10	Sell	29,106	-5390
25-Feb-10	Sell	60,241	-11159
25-Feb-10	Sell	189,577	-34767
25-Feb-10	Sell	225,661	-41789
25-Feb-10	Sell	3,892	-718
26-Feb-10	BUY	-31,571	5,860
26-Feb-10	BUY	-1,905,564	353,136
26-Feb-10	BUY	-65,420	12,143
26-Feb-10	BUY	-14,104	2,618
26-Feb-10	BUY	-28,290	5,251
26-Feb-10	Buy	6,012	1,115
26-Feb-10	Buy	6,602	1,223
26-Feb-10	Buy	7,039	1,304
26-Feb-10	Buy	7,131	1,321
26-Feb-10	Buy	12,734	2,359
26-Feb-10	Buy	13,193	2,444
26-Feb-10	Buy	15,054	2,793
26-Feb-10	Buy	18,942	3,509
26-Feb-10	Buy	23,319	4,325

Trade Date	Tran Type	Consideration	Units
26-Feb-10	Buy	31,149	5,779
26-Feb-10	Buy	35,459	6,569
26-Feb-10	Buy	36,675	6,808
26-Feb-10	Buy	39,503	7,318
26-Feb-10	Buy	67,788	12,558
26-Feb-10	Buy	112,456	20,833
26-Feb-10	Buy	148,565	27,563
26-Feb-10	Buy	148,639	27,563
26-Feb-10	Buy	155,149	28,742
26-Feb-10	Buy	194,973	36,155
26-Feb-10	Buy	196,466	36,396
26-Feb-10	Buy	267,416	49,640
26-Feb-10	Buy	291,827	54,062
26-Feb-10	Buy	503,763	93,324
26-Feb-10	Buy	767,115	142,111
26-Feb-10	Buy	955,991	177,101
26-Feb-10	Buy	6,096	1,131
26-Feb-10	S	52,032	-9,669
26-Feb-10	S	83,017	-15,427
26-Feb-10	Sell	12,558	-2331
26-Feb-10	Sell	15,017	-2787
26-Feb-10	Sell	15,054	-2793
26-Feb-10	Sell	22,514	-4179
26-Feb-10	Sell	23,305	-4325
26-Feb-10	Sell	31,149	-5779
26-Feb-10	Sell	55,630	-10321
26-Feb-10	Sell	57,947	-10745
26-Feb-10	Sell	60,630	-11243
26-Feb-10	Sell	119,890	-22231
26-Feb-10	Sell	131,769	-24452
26-Feb-10	Sell	148,565	-27563
26-Feb-10	Sell	162,228	-30113
26-Feb-10	Sell	419,411	-77829
01-Mar-10	Buy	177,529	36,667
01-Mar-10	Buy	570,627	105,858
01-Mar-10	Buy	5,282	980
01-Mar-10	S	23,535	-4,376
01-Mar-10	Sell	15,021	-2788
01-Mar-10	Sell	34,014	-6302
02-Mar-10	Buy	12,299	2,286
02-Mar-10	Buy	13,741	2,554
02-Mar-10	Buy	85,353	15,819
02-Mar-10	Buy	172,182	32,004
02-Mar-10	Buy	2,470	460
02-Mar-10	Pur of Ord Shares	231,673	42,982
02-Mar-10	Pur of Ord Shares	873,417	162,044
02-Mar-10	Sale of Ord Shares	1,051,655	-195,839
02-Mar-10	Sale of Ord Shares	1,099,561	-204,760
02-Mar-10	Sale of Ord Shares	1,279,456	-238,260
02-Mar-10	Sale of Ord Shares	2,360,512	-439,574
02-Mar-10	Sell	82,333	-15337
02-Mar-10	Sell	181,918	-33861
03-Mar-10	Adjustment	4,675	869
03-Mar-10	Buy	9,041	1,670
03-Mar-10	Buy	10,070	1,860

Trade Date	Tran Type	Consideration	Units
03-Mar-10	Buy	10,844	2,003
03-Mar-10	Buy	10,876	2,006
03-Mar-10	Buy	16,236	2,999
03-Mar-10	Buy	16,634	3,069
03-Mar-10	Buy	20,405	3,769
03-Mar-10	Buy	20,702	3,824
03-Mar-10	Buy	23,106	4,268
03-Mar-10	Buy	25,932	4,790
03-Mar-10	Buy	28,450	5,255
03-Mar-10	Buy	33,641	6,214
03-Mar-10	Buy	40,696	7,517
03-Mar-10	Buy	40,912	7,557
03-Mar-10	Buy	51,853	9,578
03-Mar-10	Buy	64,819	11,973
03-Mar-10	Buy	67,315	12,434
03-Mar-10	Buy	80,514	14,872
03-Mar-10	Buy	113,186	20,907
03-Mar-10	Buy	139,893	25,840
03-Mar-10	Buy	152,296	28,131
03-Mar-10	Buy	173,215	31,995
03-Mar-10	Buy	308,782	57,036
03-Mar-10	Buy	342,088	63,188
03-Mar-10	Buy	425,476	78,591
03-Mar-10	Buy	524,056	96,800
03-Mar-10	Buy	893,435	165,029
03-Mar-10	Buy	1,030,837	190,409
03-Mar-10	Buy	1,876,961	346,699
03-Mar-10	Buy	6,618	1,221
03-Mar-10	SELLOPEN	2,812	-23,300
04-Mar-10	BUY	-50,966	9,451
04-Mar-10	Buy	-452,484	-92,162
04-Mar-10	Buy	50,541	15,819
04-Mar-10	Buy	190,930	39,313
04-Mar-10	Buy	266,419	49,434
04-Mar-10	Buy	452,484	92,162
04-Mar-10	Buy	452,484	92,162
04-Mar-10	Buy	1,816,588	337,349
04-Mar-10	S	116,667	-21,716
04-Mar-10	S	48,878	-9,098
04-Mar-10	Sale of Ord Shares	207,862	-38,493
04-Mar-10	Sale of Ord Shares	484,045	-89,638
04-Mar-10	Sale of Ord Shares	1,257,476	-232,866
04-Mar-10	Sale of Ord Shares	1,759,871	-325,902
04-Mar-10	Sell	-452,484	-92,162
04-Mar-10	Sell	50,541	-15819
04-Mar-10	Sell	89,379	-16578
04-Mar-10	Sell	131,309	-24416
04-Mar-10	Sell	452,484	-92162
04-Mar-10	Sell	452,484	-92162
04-Mar-10	Sell	865	-161
05-Mar-10	Buy	9,304	1,736
05-Mar-10	Buy	11,035	2,059
05-Mar-10	Buy	12,852	2,398
05-Mar-10	Buy	17,086	3,188
05-Mar-10	Buy	17,113	3,193

Trade Date	Tran Type	Consideration	Units
05-Mar-10	Buy	20,039	3,739
05-Mar-10	Buy	31,278	5,836
05-Mar-10	Buy	36,316	6,776
05-Mar-10	Buy	36,541	6,818
05-Mar-10	Buy	45,845	8,554
05-Mar-10	Buy	46,258	8,631
05-Mar-10	Buy	60,664	11,319
05-Mar-10	Buy	51,009	15,819
05-Mar-10	Buy	103,336	19,281
05-Mar-10	Buy	119,865	22,365
05-Mar-10	Buy	132,213	24,669
05-Mar-10	Buy	154,626	28,851
05-Mar-10	Buy	198,526	37,042
05-Mar-10	Buy	316,756	59,102
05-Mar-10	Buy	876,741	163,587
05-Mar-10	Buy	896,416	167,258
05-Mar-10	Buy	904,391	168,746
05-Mar-10	Buy	4,497	839
05-Mar-10	S	117,306	-21,910
05-Mar-10	S	360,560	-67,344
05-Mar-10	Sell	30,814	-5717
05-Mar-10	Sell	51,009	-15819
05-Mar-10	Sell	3,125	-583
08-Mar-10	Buy	5,555	1,023
08-Mar-10	Buy	14,522	2,673
08-Mar-10	Buy	55,858	10,287
08-Mar-10	Buy	38,698	11,787
08-Mar-10	Buy	201,127	37,040
08-Mar-10	Buy	236,492	47,732
08-Mar-10	Buy	302,769	55,703
08-Mar-10	Buy	2,735,440	561,800
08-Mar-10	Buy	4,529	834
08-Mar-10	Sell	5,555	-1023
08-Mar-10	Sell	17,944	-3306
08-Mar-10	Sell	38,698	-11787
08-Mar-10	Sell	76,790	-14146
08-Mar-10	Sell	201,127	-37040
09-Mar-10	Buy	32,920	6,082
09-Mar-10	Buy	97,774	29,843
09-Mar-10	Buy	222,108	41,284
09-Mar-10	S	625,052	-116,207
09-Mar-10	S	61,748	-11,480
09-Mar-10	S	332,118	-61,746
09-Mar-10	Sell	36,763	-6836
09-Mar-10	Sell	42,613	-7907
09-Mar-10	Sell	45,098	-8385
09-Mar-10	Sell	74,309	-13741
09-Mar-10	Sell	102,521	-19056
09-Mar-10	Sell	97,774	-29843
09-Mar-10	Sell	172	-32
10-Mar-10	Buy	5,634	1,035
10-Mar-10	Buy	7,365	1,353
10-Mar-10	Buy	14,447	2,654
10-Mar-10	Buy	15,279	2,807
10-Mar-10	Buy	21,294	3,912

Trade Date	Tran Type	Consideration	Units
10-Mar-10	Buy	22,628	4,157
10-Mar-10	Buy	23,423	4,303
10-Mar-10	Buy	24,441	4,490
10-Mar-10	Buy	31,549	5,796
10-Mar-10	Buy	34,173	6,278
10-Mar-10	Buy	45,697	8,395
10-Mar-10	Buy	52,229	9,595
10-Mar-10	Buy	54,324	9,980
10-Mar-10	Buy	55,391	10,176
10-Mar-10	Buy	78,052	14,339
10-Mar-10	Buy	78,188	14,364
10-Mar-10	Buy	93,326	17,145
10-Mar-10	Buy	100,010	18,373
10-Mar-10	Buy	103,352	18,987
10-Mar-10	Buy	112,499	20,642
10-Mar-10	Buy	160,447	29,476
10-Mar-10	Buy	172,063	31,610
10-Mar-10	Buy	175,640	32,267
10-Mar-10	Buy	297,581	54,669
10-Mar-10	Buy	326,501	59,982
10-Mar-10	Buy	410,601	75,432
10-Mar-10	Buy	495,538	91,036
10-Mar-10	Buy	1,056,554	194,101
10-Mar-10	Buy	1,321,600	242,793
10-Mar-10	Buy	1,652,946	303,665
10-Mar-10	Buy	3,248	597
10-Mar-10	S	88,615	-16,320
10-Mar-10	S	15,947	-2,937
10-Mar-10	S	81,208	-14,956
10-Mar-10	SELL	15,947	-2,937
10-Mar-10	SELL	81,208	-14,956
10-Mar-10	SELL	88,615	-16,320
11-Mar-10	Buy	16,603	3,069
11-Mar-10	Buy	185,229	34,228
11-Mar-10	Buy	9,183,370	1,685,022
11-Mar-10	Buy	3,501	646
11-Mar-10	S	335,815	-62,138
11-Mar-10	Sell	22,445	-4150
11-Mar-10	Sell	25,680	-4766
11-Mar-10	Sell	73,166	-13527
12-Mar-10	B	74,991	13,993
12-Mar-10	Buy	7,191	1,341
12-Mar-10	Buy	10,334	1,927
12-Mar-10	Buy	10,388	1,937
12-Mar-10	Buy	12,570	2,344
12-Mar-10	Buy	14,093	2,628
12-Mar-10	Buy	22,143	4,129
12-Mar-10	Buy	32,418	6,045
12-Mar-10	Buy	35,410	6,603
12-Mar-10	Buy	44,431	8,285
12-Mar-10	Buy	45,846	8,549
12-Mar-10	Buy	61,897	11,542
12-Mar-10	Buy	62,619	12,715
12-Mar-10	Buy	72,950	13,603
12-Mar-10	Buy	82,860	15,451

Trade Date	Tran Type	Consideration	Units
12-Mar-10	Buy	87,971	16,379
12-Mar-10	Buy	110,795	20,626
12-Mar-10	Buy	131,302	24,484
12-Mar-10	Buy	134,525	25,085
12-Mar-10	Buy	198,820	37,074
12-Mar-10	Buy	214,881	40,069
12-Mar-10	Buy	289,263	53,939
12-Mar-10	Buy	331,635	61,679
12-Mar-10	Buy	387,966	72,247
12-Mar-10	Buy	393,440	73,365
12-Mar-10	Buy	722,704	134,763
12-Mar-10	Buy	1,215,501	226,655
12-Mar-10	Sale of Ord Shares	147,315	-27,433
12-Mar-10	Sale of Ord Shares	348,733	-64,941
12-Mar-10	Sale of Ord Shares	896,479	-166,942
12-Mar-10	Sale of Ord Shares	1,252,821	-233,300
12-Mar-10	Sale of Ord Shares	7,909,913	-1,472,982
12-Mar-10	Sell	87,939	-16379
12-Mar-10	Sell	1,059	-198
15-Mar-10	Adjustment	3,590	671
15-Mar-10	Buy	3,974	740
15-Mar-10	Sell	9,156	-1712
15-Mar-10	Sell	64,569	-12075
15-Mar-10	Sell	189,643	-35465
16-Mar-10	B	1,156,095	216,665
16-Mar-10	Buy	220,044	41,284
16-Mar-10	Buy	8,080	1,516
16-Mar-10	S	80,016	-15,012
16-Mar-10	S	25,270	-4,741
16-Mar-10	SELL	1,112,278	-209,000
16-Mar-10	SELL	25,270	-4,741
16-Mar-10	SELL	80,016	-15,012
16-Mar-10	Sell	13,613	-2554
16-Mar-10	Sell	25,502	-4786
16-Mar-10	Sell	32,609	-6121
16-Mar-10	Sell	37,358	-7003
16-Mar-10	Sell	42,255	-7931
16-Mar-10	Sell	799,940	-149943
16-Mar-10	Sell	2,164,725	-405762
17-Mar-10	B	502,149	94,229
17-Mar-10	B	122,241	22,971
17-Mar-10	BUY	0	2,933,954
17-Mar-10	BUY	0	827,181
17-Mar-10	BUY	0	863,825
17-Mar-10	BUY	0	74,441
17-Mar-10	BUY	0	1,087,604
17-Mar-10	BUY	0	111,676
17-Mar-10	BUY	0	1,783,876
17-Mar-10	BUY	0	42,807
17-Mar-10	BUY	0	484,289
17-Mar-10	BUY	0	918,455
17-Mar-10	Buy	126,110	23,693
17-Mar-10	Buy	175,570	32,934
17-Mar-10	Buy	191,684	39,149
17-Mar-10	Buy	331,200	62,130

Trade Date	Tran Type	Consideration	Units
17-Mar-10	Buy	5,006	941
17-Mar-10	Sell	27,935	-5253
18-Mar-10	B	309,209	58,122
18-Mar-10	B	155,712	29,204
18-Mar-10	BUY	-15,968	3,000
18-Mar-10	BUY	-155,712	29,204
18-Mar-10	BUY	-309,209	58,122
18-Mar-10	Buy	274,539	51,605
18-Mar-10	Buy	267	50
18-Mar-10	S	26,669	-5,013
18-Mar-10	S	119,365	-22,437
18-Mar-10	S	25,797	-4,849
18-Mar-10	S	30,260	-5,688
18-Mar-10	S	107,118	-20,135
18-Mar-10	SELL	26,669	-5,013
18-Mar-10	SELL	25,797	-4,849
18-Mar-10	SELL	60,662	-11,406
18-Mar-10	SELL	30,260	-5,688
18-Mar-10	SELL	107,118	-20,135
18-Mar-10	SELL	119,365	-22,437
18-Mar-10	Sell	54,908	-10321
19-Mar-10	Buy	6,379	1,194
19-Mar-10	Buy	11,433	2,140
19-Mar-10	Buy	12,240	2,291
19-Mar-10	Buy	15,256	2,856
19-Mar-10	Buy	16,199	3,032
19-Mar-10	Buy	22,477	4,207
19-Mar-10	Buy	29,978	5,611
19-Mar-10	Buy	33,093	6,194
19-Mar-10	Buy	36,288	6,792
19-Mar-10	Buy	40,727	7,623
19-Mar-10	Buy	44,815	8,388
19-Mar-10	Buy	47,486	8,888
19-Mar-10	Buy	54,837	10,264
19-Mar-10	Buy	67,184	12,575
19-Mar-10	Buy	67,852	12,700
19-Mar-10	Buy	83,015	15,538
19-Mar-10	Buy	85,948	16,087
19-Mar-10	Buy	130,360	24,423
19-Mar-10	Buy	140,673	26,330
19-Mar-10	Buy	152,913	28,621
19-Mar-10	Buy	206,394	38,631
19-Mar-10	Buy	223,720	41,874
19-Mar-10	Buy	275,571	51,605
19-Mar-10	Buy	291,521	54,592
19-Mar-10	Buy	432,662	80,982
19-Mar-10	Buy	729,422	136,527
19-Mar-10	Buy	937,221	175,421
19-Mar-10	Buy	968,000	181,182
19-Mar-10	S	31,822	-5,977
19-Mar-10	S	11,468	-2,154
19-Mar-10	S	45,969	-8,634
19-Mar-10	S	71,791	-13,484
19-Mar-10	S	272,365	-51,161
19-Mar-10	S	29,946	-5,625

Trade Date	Tran Type	Consideration	Units
19-Mar-10	S	312,825	-58,761
19-Mar-10	S	74,554	-14,003
19-Mar-10	SELL	74,554	-14,003
19-Mar-10	SELL	31,822	-5,977
19-Mar-10	SELL	11,468	-2,154
19-Mar-10	SELL	45,969	-8,634
19-Mar-10	SELL	71,791	-13,484
19-Mar-10	Sell	11,814	-2213
19-Mar-10	Sell	13,421	-2514
19-Mar-10	Sell	54,323	-10178
19-Mar-10	Sell	58,770	-11000
19-Mar-10	Sell	121,502	-22760
19-Mar-10	Sell	470,895	-88209
19-Mar-10	Sell	138,463	-25,978
22-Mar-10	BUY	-349,169	66,256
22-Mar-10	Buy	93,738	17,725
22-Mar-10	Buy	288,862	59,770
22-Mar-10	Buy	443,444	83,831
22-Mar-10	Buy	10,983	2,084
22-Mar-10	S	7,985	-1,515
22-Mar-10	S	25,393	-4,818
22-Mar-10	SELL	25,393	-4,818
22-Mar-10	SELL	7,985	-1,515
22-Mar-10	Sell	170,963	-32457
22-Mar-10	Sell	179,890	-34145
23-Mar-10	B	26,000	4,922
23-Mar-10	B	30,558	5,785
23-Mar-10	B	35,011	6,628
23-Mar-10	B	83,999	15,902
23-Mar-10	B	111,388	21,087
23-Mar-10	BUY	-111,388	21,087
23-Mar-10	BUY	-26,000	4,922
23-Mar-10	BUY	-30,558	5,785
23-Mar-10	BUY	-35,011	6,628
23-Mar-10	BUY	-83,999	15,902
23-Mar-10	Buy	58,166	10,990
23-Mar-10	Buy	148,210	28,017
23-Mar-10	Buy	148,656	28,017
23-Mar-10	Buy	2,142	405
23-Mar-10	Pur of Ord Shares	67,003	12,666
23-Mar-10	Pur of Ord Shares	221,836	41,935
23-Mar-10	Pur of Ord Shares	445,889	84,289
23-Mar-10	Pur of Ord Shares	630,891	119,261
23-Mar-10	Sell	148,210	-28017
23-Mar-10	Sell	402,078	-76030
24-Mar-10	B	27,263	5,155
24-Mar-10	Buy	7,179	1,357
24-Mar-10	Buy	7,263	1,373
24-Mar-10	Buy	11,591	2,191
24-Mar-10	Buy	17,690	3,344
24-Mar-10	Buy	18,897	3,903
24-Mar-10	Buy	25,615	4,842
24-Mar-10	Buy	30,508	5,767
24-Mar-10	Buy	37,047	7,003
24-Mar-10	Buy	45,623	8,624



Trade Date	Tran Type	Consideration	Units
24-Mar-10	Buy	51,299	9,697
24-Mar-10	Buy	63,424	11,989
24-Mar-10	Buy	76,300	14,423
24-Mar-10	Buy	82,786	15,649
24-Mar-10	Buy	83,767	15,802
24-Mar-10	Buy	89,420	16,903
24-Mar-10	Buy	134,476	25,420
24-Mar-10	Buy	144,639	27,341
24-Mar-10	Buy	163,485	30,963
24-Mar-10	Buy	174,907	33,079
24-Mar-10	Buy	231,128	43,690
24-Mar-10	Buy	272,474	51,605
24-Mar-10	Buy	277,295	52,417
24-Mar-10	Buy	324,124	61,269
24-Mar-10	Buy	447,671	84,623
24-Mar-10	Buy	779,006	147,255
24-Mar-10	Buy	1,041,436	196,862
24-Mar-10	Buy	1,171,553	221,458
24-Mar-10	Sell	54,721	-10367
24-Mar-10	Sell	92,362	-17498
24-Mar-10	Sell	98,949	-18746
24-Mar-10	Sell	135,528	-25681
24-Mar-10	Sell	539	-102
25-Mar-10	Adjustment	1,193	-226
25-Mar-10	Buy	109,403	20,642
25-Mar-10	Buy	903	170
25-Mar-10	S	196,119	-37,069
25-Mar-10	S	20,454	-3,866
25-Mar-10	S	32,839	-6,207
25-Mar-10	S	98,168	-18,555
25-Mar-10	SELL	20,454	-3,866
25-Mar-10	SELL	32,839	-6,207
25-Mar-10	SELL	98,168	-18,555
25-Mar-10	SELL	196,119	-37,069
25-Mar-10	Sell	17,573	-3317
26-Mar-10	BUY	-193,063	36,565
26-Mar-10	Buy	8,159	1,527
26-Mar-10	Buy	8,330	1,559
26-Mar-10	Buy	9,691	1,814
26-Mar-10	Buy	11,685	2,187
26-Mar-10	Buy	12,209	2,285
26-Mar-10	Buy	13,924	2,606
26-Mar-10	Buy	23,392	4,378
26-Mar-10	Buy	27,966	5,234
26-Mar-10	Buy	30,333	5,677
26-Mar-10	Buy	37,701	7,056
26-Mar-10	Buy	44,641	8,355
26-Mar-10	Buy	47,660	8,920
26-Mar-10	Buy	51,326	9,606
26-Mar-10	Buy	55,452	10,379
26-Mar-10	Buy	60,895	11,397
26-Mar-10	Buy	80,771	15,117
26-Mar-10	Buy	85,003	15,909
26-Mar-10	Buy	96,400	18,042
26-Mar-10	Buy	100,193	18,752

Trade Date	Tran Type	Consideration	Units
26-Mar-10	Buy	113,051	21,177
26-Mar-10	Buy	138,044	25,836
26-Mar-10	Buy	139,347	26,080
26-Mar-10	Buy	149,980	28,070
26-Mar-10	Buy	183,492	34,342
26-Mar-10	Buy	222,939	41,671
26-Mar-10	Buy	286,036	53,534
26-Mar-10	Buy	367,774	68,832
26-Mar-10	Buy	451,639	84,528
26-Mar-10	Buy	883,744	165,400
26-Mar-10	Buy	1,015,199	190,003
26-Mar-10	Buy	1,270,700	237,822
26-Mar-10	Buy	1,294,640	241,990
26-Mar-10	Buy	1,782	333
26-Mar-10	Buy	7,547	1,424
26-Mar-10	SELL	193,063	-36,565
26-Mar-10	Sell	45,581	-8524
29-Mar-10	B	19,618	3,666
29-Mar-10	B	46,251	8,643
29-Mar-10	B	337,528	63,020
29-Mar-10	BUY	-337,528	63,020
29-Mar-10	BUY	-337,157	63,020
29-Mar-10	Buy	277,130	51,800
29-Mar-10	Buy	295,237	55,200
29-Mar-10	Buy	332,556	62,160
29-Mar-10	Buy	544,348	150,778
29-Mar-10	SELL	337,157	-63,020
29-Mar-10	Sell	151,383	-28310
29-Mar-10	Sell	4,662	-873
29-Mar-10	Sell	27,314	-5,115
30-Mar-10	Buy	49,423	9,268
30-Mar-10	Buy	220,875	41,440
30-Mar-10	Buy	14,007	2,628
30-Mar-10	Pur of Ord Shares	110,756	20,702
30-Mar-10	Pur of Ord Shares	279,029	52,155
30-Mar-10	Pur of Ord Shares	819,759	153,226
30-Mar-10	Pur of Ord Shares	1,036,177	193,678
30-Mar-10	S	193,821	-36,413
31-Mar-10	BUY	-54,123	10,226
31-Mar-10	Buy	1,354	256
31-Mar-10	Buy	8,490	1,605
31-Mar-10	Buy	48,290	9,124
31-Mar-10	Buy	49,028	9,268
31-Mar-10	Buy	65,013	12,288
31-Mar-10	Buy	49,678	15,520
31-Mar-10	Buy	1,271,751	240,373
31-Mar-10	Buy	22,737	4,282
31-Mar-10	SELL	193,928	-36,565
31-Mar-10	Sell	1,354	-256
31-Mar-10	Sell	8,490	-1605
31-Mar-10	Sell	28,383	-5368
31-Mar-10	Sell	28,996	-5484
31-Mar-10	Sell	37,246	-7043
31-Mar-10	Sell	49,028	-9268
31-Mar-10	Sell	49,678	-15520

Trade Date	Tran Type	Consideration	Units
31-Mar-10	Sell	49,678	-15520
31-Mar-10	Sell	108,208	-20458
31-Mar-10	Sell	679,940	-128551
31-Mar-10	Sell	1,988,459	-376003
01-Apr-10	Adjustment	868	164
01-Apr-10	B	813,901	153,606
01-Apr-10	Buy	23,244	4,393
01-Apr-10	Buy	219,632	41,440
01-Apr-10	Buy	1,278,108	241,032
01-Apr-10	Buy	401	76
01-Apr-10	Sell	83,763	-15809
05-Apr-10	Buy	274,540	51,800
05-Apr-10	Buy	289,338	54,592
06-Apr-10	B	4,871	918
06-Apr-10	Buy	113,523	21,479
06-Apr-10	Buy	146,805	27,679
06-Apr-10	Buy	150,364	28,350
06-Apr-10	Buy	236,629	44,709
06-Apr-10	Sell	824	-156
07-Apr-10	Buy	6,636	1,222
07-Apr-10	Buy	7,086	1,302
07-Apr-10	Buy	12,637	2,327
07-Apr-10	Buy	13,419	2,471
07-Apr-10	Buy	14,000	2,578
07-Apr-10	Buy	14,776	2,721
07-Apr-10	Buy	15,151	2,790
07-Apr-10	Buy	22,710	4,182
07-Apr-10	Buy	25,789	4,749
07-Apr-10	Buy	28,428	5,235
07-Apr-10	Buy	40,669	7,489
07-Apr-10	Buy	42,548	7,835
07-Apr-10	Buy	51,247	9,437
07-Apr-10	Buy	52,540	9,675
07-Apr-10	Buy	63,346	11,665
07-Apr-10	Buy	64,899	11,951
07-Apr-10	Buy	82,070	15,113
07-Apr-10	Buy	92,106	16,961
07-Apr-10	Buy	95,006	17,495
07-Apr-10	Buy	99,361	18,297
07-Apr-10	Buy	113,261	20,820
07-Apr-10	Buy	144,884	26,680
07-Apr-10	Buy	153,269	28,224
07-Apr-10	Buy	158,276	29,146
07-Apr-10	Buy	184,103	33,902
07-Apr-10	Buy	211,945	39,029
07-Apr-10	Buy	205,520	41,039
07-Apr-10	Buy	251,775	46,613
07-Apr-10	Buy	489,577	90,154
07-Apr-10	Buy	701,337	129,149
07-Apr-10	Buy	971,019	178,810
07-Apr-10	Buy	973,327	179,235
07-Apr-10	Buy	7,844	1,442
07-Apr-10	SELL	68,952	-12,700
07-Apr-10	Sell	15,867	-2967
07-Apr-10	Sell	22,366	-4113

Trade Date	Tran Type	Consideration	Units
08-Apr-10	B	42,578	7,809
08-Apr-10	B	114,108	20,928
08-Apr-10	BUY	-834,081	153,606
08-Apr-10	Buy	3,095	570
08-Apr-10	Buy	4,518	832
08-Apr-10	Buy	8,232	1,516
08-Apr-10	Buy	10,642	1,959
08-Apr-10	Buy	55,533	10,224
08-Apr-10	Buy	80,442	14,807
08-Apr-10	Buy	94,861	17,421
08-Apr-10	Buy	111,269	20,519
08-Apr-10	Buy	117,336	21,598
08-Apr-10	Buy	212,593	39,042
08-Apr-10	Buy	213,924	39,377
08-Apr-10	Buy	339,158	62,460
08-Apr-10	Buy	6,229	1,145
08-Apr-10	Sell	3,095	-570
08-Apr-10	Sell	4,518	-832
08-Apr-10	Sell	8,232	-1516
08-Apr-10	Sell	37,135	-6841
09-Apr-10	Buy	6,402	1,175
09-Apr-10	Buy	6,490	1,191
09-Apr-10	Buy	8,010	1,470
09-Apr-10	Buy	10,287	1,888
09-Apr-10	Buy	16,766	3,077
09-Apr-10	Buy	18,820	3,454
09-Apr-10	Buy	19,714	3,618
09-Apr-10	Buy	26,252	4,818
09-Apr-10	Buy	31,647	5,808
09-Apr-10	Buy	41,989	7,706
09-Apr-10	Buy	43,220	7,944
09-Apr-10	Buy	47,721	8,758
09-Apr-10	Buy	54,504	10,003
09-Apr-10	Buy	66,617	12,226
09-Apr-10	Buy	88,069	16,163
09-Apr-10	Buy	98,144	18,012
09-Apr-10	Buy	108,911	19,988
09-Apr-10	Buy	193,694	35,548
09-Apr-10	Buy	336,551	61,766
09-Apr-10	Buy	535,123	98,209
09-Apr-10	Buy	623,213	114,376
09-Apr-10	Buy	833,581	152,984
09-Apr-10	Sale of Ord Shares	173,076	-31,874
09-Apr-10	Sell	21,378	-3917
09-Apr-10	Sell	175,764	-32315
09-Apr-10	Sell	16	-3
12-Apr-10	Buy	49,441	15,084
12-Apr-10	Buy	234,907	43,248
12-Apr-10	Buy	248,263	49,106
12-Apr-10	Buy	352,579	64,941
12-Apr-10	Buy	447,481	117,884
12-Apr-10	Sell	26,056	-4748
12-Apr-10	Sell	36,026	-6638
12-Apr-10	Sell	49,441	-15084
12-Apr-10	Sell	97	-18

Trade Date	Tran Type	Consideration	Units
13-Apr-10	Buy	10,629	1,960
13-Apr-10	Buy	57,372	10,582
13-Apr-10	Buy	62,179	11,430
13-Apr-10	Buy	168,161	45,344
13-Apr-10	Buy	211,017	56,900
13-Apr-10	Buy	2,872	528
13-Apr-10	Sell	16,390	-3014
13-Apr-10	Sell	168,161	-45344
13-Apr-10	Sell	211,017	-56900
14-Apr-10	B	21,859	4,033
14-Apr-10	B	69,337	12,793
14-Apr-10	Buy	8,218	1,518
14-Apr-10	Buy	10,004	1,848
14-Apr-10	Buy	10,540	1,947
14-Apr-10	Buy	10,865	2,007
14-Apr-10	Buy	14,081	2,601
14-Apr-10	Buy	16,993	3,139
14-Apr-10	Buy	18,260	3,373
14-Apr-10	Buy	29,022	5,361
14-Apr-10	Buy	29,201	5,394
14-Apr-10	Buy	32,016	5,914
14-Apr-10	Buy	34,279	6,332
14-Apr-10	Buy	36,742	6,787
14-Apr-10	Buy	40,007	7,390
14-Apr-10	Buy	59,025	10,903
14-Apr-10	Buy	72,824	13,452
14-Apr-10	Buy	73,306	13,541
14-Apr-10	Buy	76,023	14,043
14-Apr-10	Buy	80,572	15,997
14-Apr-10	Buy	90,109	16,645
14-Apr-10	Buy	112,706	20,819
14-Apr-10	Buy	123,051	22,730
14-Apr-10	Buy	140,261	25,932
14-Apr-10	Buy	165,088	30,495
14-Apr-10	Buy	255,939	47,277
14-Apr-10	Buy	416,420	76,921
14-Apr-10	Buy	476,635	88,044
14-Apr-10	Buy	595,610	110,021
14-Apr-10	Buy	667	123
14-Apr-10	Sell	10,557	-1945
14-Apr-10	Sell	177,291	-32785
15-Apr-10	Buy	121,777	22,540
15-Apr-10	Buy	125,277	23,274
15-Apr-10	Buy	168,017	31,230
15-Apr-10	Buy	1,290,662	239,900
15-Apr-10	Buy	2,145	398
15-Apr-10	Sell	2,060	-383
15-Apr-10	Sell	57,118	-10620
15-Apr-10	Sell	126,921	-23603
15-Apr-10	Sell	135,734	-25242
15-Apr-10	Sell	1,290,662	-239900
16-Apr-10	BUY	-10,905	2,000
16-Apr-10	Buy	5,882	1,079
16-Apr-10	Buy	5,893	1,081
16-Apr-10	Buy	10,831	1,987

Trade Date	Tran Type	Consideration	Units
16-Apr-10	Buy	16,876	3,096
16-Apr-10	Buy	18,010	3,304
16-Apr-10	Buy	20,959	3,845
16-Apr-10	Buy	22,450	4,110
16-Apr-10	Buy	22,922	4,205
16-Apr-10	Buy	27,866	5,112
16-Apr-10	Buy	29,092	5,337
16-Apr-10	Buy	33,033	6,060
16-Apr-10	Buy	45,859	8,413
16-Apr-10	Buy	59,989	11,005
16-Apr-10	Buy	61,744	11,327
16-Apr-10	Buy	102,316	18,770
16-Apr-10	Buy	144,310	26,474
16-Apr-10	Buy	197,191	36,175
16-Apr-10	Buy	298,072	54,592
16-Apr-10	Buy	189,063	58,332
16-Apr-10	Buy	318,493	58,332
16-Apr-10	Buy	374,502	68,703
16-Apr-10	Buy	427,262	78,382
16-Apr-10	Buy	504,460	92,544
16-Apr-10	Buy	511,187	93,624
16-Apr-10	Buy	17,488	3,203
16-Apr-10	Pur of Ord Shares	820	151
16-Apr-10	Pur of Ord Shares	1,005	185
16-Apr-10	Pur of Ord Shares	5,267	970
16-Apr-10	Pur of Ord Shares	6,076	1,119
16-Apr-10	Pur of Ord Shares	7,254	1,336
16-Apr-10	Pur of Ord Shares	15,258	2,810
16-Apr-10	Pur of Ord Shares	15,780	2,906
16-Apr-10	Pur of Ord Shares	29,952	5,516
16-Apr-10	Pur of Ord Shares	60,512	11,144
16-Apr-10	Pur of Ord Shares	60,849	11,206
16-Apr-10	Pur of Ord Shares	76,042	14,004
16-Apr-10	Pur of Ord Shares	111,429	20,521
16-Apr-10	Sell	37,259	-6824
16-Apr-10	Sell	103,222	-18909
16-Apr-10	Sell	189,063	-58332
19-Apr-10	Buy	10,967	1,993
19-Apr-10	Buy	37,532	6,824
19-Apr-10	Buy	44,006	8,001
19-Apr-10	Buy	126	23
19-Apr-10	Pur of Ord Shares	11,550	2,100
19-Apr-10	Pur of Ord Shares	14,185	2,579
19-Apr-10	Pur of Ord Shares	74,206	13,492
19-Apr-10	Pur of Ord Shares	85,619	15,567
19-Apr-10	Pur of Ord Shares	102,229	18,587
19-Apr-10	Pur of Ord Shares	215,017	39,094
19-Apr-10	Pur of Ord Shares	222,371	40,431
19-Apr-10	Pur of Ord Shares	422,109	76,747
19-Apr-10	Pur of Ord Shares	852,973	155,086
19-Apr-10	Pur of Ord Shares	857,577	155,923
19-Apr-10	Pur of Ord Shares	1,071,719	194,858
19-Apr-10	Pur of Ord Shares	1,570,448	285,536
19-Apr-10	Pur of Ord Shares	1,912,049	349,552
19-Apr-10	Sell	71,149	-12940

Trade Date	Tran Type	Consideration	Units
20-Apr-10	B	83,302	15,005
20-Apr-10	B	27,919	5,029
20-Apr-10	B	75,557	13,610
20-Apr-10	Buy	10,699	1,927
20-Apr-10	Buy	1,349	243
20-Apr-10	Pur of Ord Shares	36,173	6,506
20-Apr-10	Pur of Ord Shares	44,408	7,987
20-Apr-10	Pur of Ord Shares	232,369	41,793
20-Apr-10	Pur of Ord Shares	268,137	48,226
20-Apr-10	Pur of Ord Shares	320,123	57,576
20-Apr-10	Pur of Ord Shares	673,333	121,103
20-Apr-10	Pur of Ord Shares	696,368	125,246
20-Apr-10	Pur of Ord Shares	1,321,829	237,739
20-Apr-10	Pur of Ord Shares	2,671,096	480,413
20-Apr-10	Pur of Ord Shares	2,685,508	483,005
20-Apr-10	Pur of Ord Shares	3,356,099	603,615
20-Apr-10	Pur of Ord Shares	4,917,887	884,512
20-Apr-10	SELL	112,870	-20,343
20-Apr-10	Sell	42,001	-7570
20-Apr-10	Sell	346,653	-62460