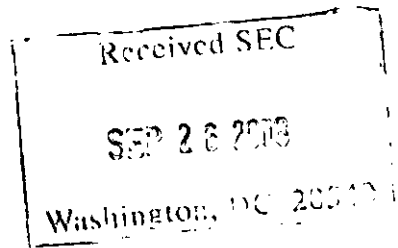







08061302

# 2008 Annual Report



## Technology Driving Productivity




## FINANCIAL HIGHLIGHTS

(in thousands, except per share data)

For the years ended May 31,


	2008	2007	2006
Net sales	<b>\$39,041</b>	\$27,351	\$23,801
Income from operations	<b>5,811</b>	1,051	455
Net income	<b>10,573</b>	2,428	810
Net income per share - diluted	<b>1.24</b>	0.30	0.11
Cash, cash equivalents and short-term investments	<b>15,648</b>	9,551	11,005
Working capital	<b>33,362</b>	20,370	17,323
Shareholders' equity	<b>37,772</b>	22,668	18,817
Shareholders' equity per share	<b>4.52</b>	2.90	2.47

## PRODUCTS




The FOX™-1 Full Wafer Parallel Test System is designed to make contact with all die on an IC wafer simultaneously, thus enabling high-throughput massively parallel test of the entire wafer at one time. Since the FOX-1 system can electrically test all of the die on a wafer in a single touchdown, we believe it will significantly reduce the cost of testing wafers.

The FOX-15 Full Wafer Contact System is designed for full wafer reliability screening (burn-in), parallel test and process monitoring of up to 15 IC wafers at a time. The FOX system accommodates a wide range of applications such as DRAMs, flash memories, microcontrollers, sensors and VCSELs (laser diodes).



WaferPak™ Cartridges interface from the FOX-1 or FOX-15 Test System to the customer's wafer to be tested or burned-in. They contain probes to contact all the die on a wafer in a single touchdown. The WaferPak Cartridges are custom designed for each customer wafer application to interface to the unique pad positions of a wafer design. WaferPak Cartridges enable the production of Known-Good Die (KGD) for use in multi-chip packages.

The Advanced Burn-in and Test System (ABTS) is the newest addition to our family of Test During Burn-in systems for packaged parts. It can be configured for testing and burning-in either low-power logic or high-power logic, which may require individual device temperature control, or the full range of memory devices including DRAM, NOR flash and NAND flash.



Except for the historical information contained herein, this Annual Report contains certain "forward-looking" statements that involve risks and uncertainties relating to projections regarding industry growth and customer demand for Aehr Test's products. Readers are cautioned that these forward-looking statements are only predictions and may differ materially from actual future events or results. See Aehr Test's recent 10-K report that is part of this Annual Report for a more detailed description of the risks facing our business. Aehr Test disclaims any obligation to update information contained in any forward-looking statement to reflect events or circumstances occurring after the date of this Annual Report.

**Aehr Test Systems had another successful year in fiscal 2008.** I am very pleased to report that we recorded our third profitable year in a row and achieved significant growth in revenue and earnings. Our net sales were \$39.0 million, an increase of 43% over net sales of \$27.4 million in fiscal 2007. Net income was a record \$10.6 million, or \$1.24 per diluted share, in fiscal 2008 compared to prior year net income of \$2.4 million, or \$0.30 per diluted share. We also exited the year in a solid financial position. As of May 31, 2008, Aehr Test's balance sheet remained debt-free, while cash and short-term investments totaled \$15.6 million.

**The significant driver of our growth in fiscal 2008 was the ramp-up in shipments of our FOX-1 full wafer parallel testers and WaferPak contactors.** We executed very well in delivering the systems on schedule, as well as enhancing our engineering design tools and manufacturing capabilities to enable us to increase our production of WaferPak contactors. Our FOX-1 system has the capability to test an entire wafer with thousands of die in a single touchdown, thereby significantly reducing the cost of test for flash memories and other ICs with long test times. With the installed base of FOX-1 systems growing, the WaferPak contactors that we custom design for each unique wafer type are becoming a substantial recurring revenue stream.

**We also received our first revenue contribution from our FOX-15 wafer-level burn-in system.** We are proud to say that we completed a major development milestone and shipped our first FOX-15 system and associated WaferPak contactors to a leading automotive IC manufacturer this past year. Importantly, our FOX-15 system has high throughput with the capacity to provide wafer level test and burn-in on 15 wafers at temperatures to 170 degrees Celsius. We believe that this is a cost effective solution for devices with long test and burn-in times. Our initial target markets are for wafer burn-in of automotive ICs and providing Known Good Die for multi-chip packages used in cell phones and other mobile products. With our initial customer using the FOX-15 system in production, we are now better able to convince other IC producers that our wafer-level burn-in systems can be a cost-effective tool for these applications.

**During fiscal 2008, we made solid progress in diversifying our product portfolio.**

We established a new strategic partnership with Antares to pursue jointly the high power burn-in market for complex logic ICs that dissipate up to 75 watts per device. The market for high power burn-in is growing rapidly and we believe is underserved today. The partnership will position us to deliver a complete solution to customers who need this capability. Aehr Test will provide the production burn-in systems and Antares will provide the individual temperature control units.

**In July 2008, we announced our first order for our new Advanced Burn-in and Test System (ABTS) to Integrated Service Technology (iST).**

The ABTS family of products will make use of a new configurable hardware platform that provides the flexibility to test and burn-in a wide range of packaged ICs, which is valuable to both IC manufacturers and independent test houses. The ABTS system that we sold to iST, a leading Taiwan test house, is the first in a series of new ABTS products that we believe will serve as a meaningful driver of future revenue growth. Future ABTS products will target the large market segments for test and burn-in of memory and high power logic devices which we currently do not address.

**While most industry forecasters are projecting weak capital spending trends through the first half of 2009, we are cautiously optimistic about the outlook for our next fiscal year.** We exited fiscal 2008 with a backlog of \$18.6 million, which gives us good visibility into the first half of fiscal 2009. The key factors impacting our levels of growth in revenue and earnings will be the timing of capacity expansion among our existing FOX customers, our ability to add new FOX customers and the traction we generate with our new family of ABTS products. We are seeing a high level of interest and quoting activity for our FOX products. Our management team and sales force remain positive about the future growth opportunities for the FOX products, and we expect to add new customers this fiscal year.

**In closing, I would like to thank our employees worldwide for their contributions to our success in fiscal 2008.** We have built a great foundation for further growth and we have to continue executing well to keep our strong momentum going. As we are successful in this regard, I am confident that we will create additional value for our shareholders in the future.



Rhea J. Posedel  
CEO and Chairman

**UNITED STATES  
SECURITIES AND EXCHANGE COMMISSION  
Washington, D. C. 20549**

**FORM 10-K**

*(Mark One)*

- Annual report pursuant to Section 13 or 15(d) of the Securities Exchange Act of 1934  
For the fiscal year ended May 31, 2008
- or
- Transition report pursuant to Section 13 or 15(d) of the Securities Exchange Act of 1934  
For the transition period from \_\_\_\_\_ to \_\_\_\_\_

Commission file number: 000-22893.

**AEHR TEST SYSTEMS**

(Exact name of registrant as specified in its charter)

**CALIFORNIA**

(State or other jurisdiction of  
incorporation or organization)

**94-2424084**

(IRS Employer Identification Number)

**400 KATO TERRACE, FREMONT, CA**

(Address of principal executive offices)

**94539**

(Zip Code)

Registrant's telephone number, including area code: **(510) 623-9400**

Name of each exchange on which registered: **The NASDAQ Stock Market LLC**

Securities registered pursuant to Section 12(b) of the Act:

Common stock, \$0.01 par value

Securities registered pursuant to Section 12(g) of the Act: **None**

Indicate by check mark if the registrant is a well-known seasoned issuer, as defined in Rule 405 of the Securities Act.  
Yes  No

Indicate by check mark if the registrant is not required to file reports pursuant to Section 13 or Section 15(d) of the Securities Act. Yes  No

Indicate by check mark whether the registrant (1) has filed all reports required to be filed by Section 13 or 15(d) of the Securities Exchange Act of 1934 during the preceding 12 months (or for such shorter period that the registrant was required to file such reports), and (2) has been subject to such filing requirements for the past 90 days.

Yes  No

Indicate by check mark if disclosure of delinquent filers pursuant to Item 405 of Regulation S-K is not contained herein, and will not be contained to the best of the registrant's knowledge, in definitive proxy or information statements incorporated by reference in Part III of this Form 10-K or any amendment to this Form 10-K.

Indicate by check mark whether the registrant is a large accelerated filer, an accelerated filer, a non-accelerated filer, or a smaller reporting company. See the definitions of "large accelerated filer," "accelerated filer" and "smaller reporting company" in Rule 12b-2 of the Exchange Act (Check one):

Large accelerated filer

Non-accelerated filer

Accelerated filer

Small reporting company

(Do not check if a small reporting company)

Indicate by check mark whether the registrant is a shell company (as defined in Rule 12b-2 of the Exchange Act).  
Yes  No

The aggregate market value of the Registrant's common stock, par value \$0.01 per share, held by non-affiliates of the Registrant, based upon the closing price of \$4.79 on July 31, 2008, as reported on the NASDAQ Global Market, was approximately \$33,386,000. For purposes of this disclosure, shares of common stock held by persons who hold more than 5% of the outstanding shares of common stock (other than such persons of whom the Registrant became aware only through the filing of a Schedule 13G filed with the Securities and Exchange Commission) and shares held by officers and directors of the Registrant have been excluded because such persons may be deemed to be affiliates. This determination of affiliate status is not necessarily conclusive for other purposes.

The number of shares of Registrant's common stock, par value \$0.01 per share, outstanding at July 31, 2008 was 8,402,720.

#### **Documents Incorporated By Reference**

Certain information required by Part III of this report on Form 10-K is incorporated by reference from the Registrant's proxy statement for the Annual Meeting of Shareholders to be held on October 28, 2008 (the "Proxy Statement"), which will be filed with the Securities and Exchange Commission within 120 days after the close of the Registrant's fiscal year ended May 31, 2008.

# AEHR TEST SYSTEMS

## FORM 10-K FISCAL YEAR ENDED MAY 31, 2008

### TABLE OF CONTENTS

#### PART I

Item 1.	Business .....	4
Item 1A.	Risk Factors .....	9
Item 1B.	Unresolved Staff Comments .....	17
Item 2.	Properties.....	17
Item 3.	Legal Proceedings .....	17
Item 4.	Submission of Matters to a Vote of Security Holders.....	17

#### PART II

Item 5.	Market for Registrant's Common Equity, Related Stockholder Matters and Issuer Purchases of Equity Securities .....	18
Item 6.	Selected Consolidated Financial Data .....	19
Item 7.	Management's Discussion and Analysis of Financial Condition and Results of Operations.....	20
Item 7A.	Quantitative and Qualitative Disclosures about Market Risk .....	29
Item 8.	Financial Statements and Supplementary Data .....	30
Item 9.	Changes in and Disagreements with Accountants on Accounting and Financial Disclosure.....	54
Item 9A(T).	Controls and Procedures.....	55
Item 9B.	Other Information .....	55

#### PART III

Item 10.	Directors, Executive Officers and Corporate Governance.....	55
Item 11.	Executive Compensation .....	55
Item 12.	Security Ownership of Certain Beneficial Owners and Management and Related Stockholder Matters .....	55
Item 13.	Certain Relationships and Related Transactions.....	55
Item 14.	Principal Accounting Fees and Services.....	56

#### PART IV

Item 15.	Exhibits and Financial Statement Schedules .....	56
	Signatures.....	59

This Annual Report on Form 10-K contains forward-looking statements with respect to Aehr Test Systems (“Aehr Test,” the “Company,” “we,” “us,” and “our”) which involve risks and uncertainties. The Company’s actual results may differ materially from the results discussed in the forward-looking statements due to a number of factors, including those described herein and the documents incorporated herein by reference, and those factors described in Part I, Item 1A under “Risk Factors.” These statements typically may be identified by the use of forward-looking words or phrases such as “believe,” “expect,” “intend,” “anticipate,” “should,” “planned,” “estimated,” and “potential,” among others. All forward-looking statements included in this document are based on our current expectations, and we assume no obligation to update any of these forward-looking statements. We note that a variety of factors could cause actual results and experience to differ materially from the anticipated results or other expectations expressed in these forward-looking statements, including the risks and uncertainties that may affect the operations, performance, development, and results of our businesses. These risks include but are not limited to those factors identified in “Risk Factors” beginning on Page 9 of this Annual Report on Form 10-K, those factors that we may from time to time identify in our periodic filings with the Securities and Exchange Commission, as well as other factors beyond our control.

## PART I

### Item 1. Business

#### THE COMPANY

Aehr Test develops, manufactures and sells systems which are designed to reduce the cost of testing flash, dynamic random access memory (“DRAM”), and other memory devices, and to perform reliability screening or burn-in of complex logic and memory devices. These systems can be used to simultaneously perform parallel testing and burn-in of packaged integrated circuits (“ICs”), singulated bare die, or ICs still in wafer form. Leveraging its expertise as a long-time leading provider of burn-in equipment, with over 2,500 systems installed worldwide, the Company has developed and introduced several innovative product families, including the FOX™, ABTS™, MTX and MAX systems, and the DiePak® carrier. The FOX system is a full wafer contact parallel test and burn-in system designed to make contact with all pads of a wafer simultaneously, thus enabling full wafer parallel test and burn-in. The ABTS is a new family of systems that can do Test During Burn-in (“TDBI”) on both logic and memory packaged ICs. The MTX system is a massively parallel test system designed to reduce the cost of memory testing by performing both test and burn-in on thousands of devices simultaneously. The MAX system can effectively burn-in and functionally test complex devices, such as digital signal processors, microprocessors, microcontrollers and systems-on-a-chip. The DiePak carrier is a reusable, temporary package that enables IC manufacturers to perform cost-effective final test and burn-in of bare die.

Aehr Test was incorporated in the state of California on May 25, 1977. The Company’s headquarters and mailing address is 400 Kato Terrace, Fremont, California 94539 and the telephone number at that location is (510) 623-9400. The Company’s common stock trades on the NASDAQ Global Market under the symbol “AEHR.” The Company’s website is [www.aehr.com](http://www.aehr.com). The public may read and copy materials filed with the United States Securities and Exchange Commission (“SEC”), including the Company’s periodic and current reports on Form 10-K, Form 10-Q and Form 8-K, at the SEC’s Public Reference Room at 100 F Street, N.E., Washington DC 20549. Information about the SEC’s Public Reference Room may be obtained by calling the SEC at 1-800-SEC-0330. All reports and information electronically filed by Aehr Test with the SEC may also be obtained on the SEC’s website (<http://www.sec.gov>).

#### INDUSTRY BACKGROUND

Semiconductor manufacturing is a complex, multi-step process and defects or weaknesses that may result in the failure of an integrated circuit, or IC, may be introduced at any process step. Failures may occur immediately or at any time during the operating life of an IC, sometimes after several months of normal use. Semiconductor manufacturers rely on testing and reliability screening to detect failures that occur during the manufacturing process.

Testing and reliability screening involves multiple steps. The first set of tests is typically performed by IC manufacturers before the processed semiconductor wafer is cut into individual die, to avoid the cost of packaging defective die into their packages. After the die are packaged and before they undergo reliability screening, a short test is typically performed to detect packaging defects. Most leading-edge microprocessors, microcontrollers, digital signal processors, and memory ICs then undergo an extensive reliability screening and stress testing procedure known as “burn-in.” The burn-in process screens for early failures by operating the IC at elevated voltages and temperatures, up to 150 degrees Celsius (302 degrees Fahrenheit), for periods typically ranging from 8 to 48 hours. A typical burn-in system can process thousands of ICs simultaneously. After burn-in, the ICs undergo a final test process using automatic test equipment (“testers”). Traditional memory testers can test up to 512 ICs simultaneously and perform a variety of tests at multiple temperatures.



## PRODUCTS

The Company manufactures and markets full wafer contact systems, monitored burn-in systems, massively parallel test systems, test fixtures, die carriers and related accessories.

All of the Company's systems are modular, allowing them to be configured with optional features to meet customer requirements. Systems can be configured for use in production applications, where capacity, throughput and price are most important, or for reliability engineering and quality assurance applications, where performance and flexibility, such as extended temperature ranges, are essential.

### *FULL WAFER CONTACT SYSTEMS*

The FOX-14 full wafer contact burn-in and parallel test system, introduced in July 2001, is designed to make contact with all pads of a wafer simultaneously, thus enabling full wafer burn-in and parallel test of up to 14 wafers at a time. One of the key features of the FOX system is the patented WaferPak™ cartridge system. This unique design is intended to accommodate a wide range of contactor technologies. Wafer-level burn-in and test enables lower cost production of Known-Good Die ("KGD") for multichip modules and systems-in-a-package.

The FOX-1 full wafer parallel test system, introduced in June 2005, is designed for massively parallel test. The FOX-1 system is designed to make electrical contact to and test all of the die on a wafer in a single touchdown. The FOX-1 WaferPak cartridge incorporates similar probe technologies as the FOX-14 WaferPak cartridge. The FOX-1 test head and contactor are compatible with industry-standard 300 mm wafer probers which provide the wafer handling and alignment automation for the FOX-1 system. The FOX-1 pattern generator is designed to functionally test industry-standard memories such as flash and DRAMs, plus it is optimized to test memory or logic ICs that incorporate design for testability ("DFT") and built-in self-test ("BIST"). The FOX-1 pin electronics and per-device power supplies are tailored to full-wafer functional test. The Company believes that the FOX-1 system can significantly reduce the cost of testing IC wafers. The FOX-15 full wafer contact test and burn-in system, introduced in October 2007, is designed for use with wafers that require test and burn-in times typically measured in hours. The FOX-15 is the latest member of the FOX family of full wafer contact systems and is focused on parallel testing and burning-in up to 15 wafers at a time. For ultra-high reliability application, such as automotive, the FOX-15 system is a cost-effective solution for producing tested and burned-in die for use in multi-chip packages. Using burned-in die in multi-chip packages helps assure the reliability of the final product and lowers costs by increasing the yield of high-cost multi-chip packages. This full wafer contact systems product category accounted for approximately 86% and 39% of the Company's net sales in fiscal 2008 and 2007, respectively.

### *MONITORED BURN-IN SYSTEMS*

The MAX3 system, which was introduced by the Company in fiscal 1999, is designed for monitored burn-in of memory and logic devices. It has 96 channels, holds 64 burn-in boards ("BIBs"), each of which may hold up to 350 or more devices, resulting in a system capacity of up to 22,400 or more devices. The MAX3 system also handles more recently introduced low voltage ICs. The MAX3 also has extended stored test program capability for more complete exercise and output monitoring of complex logic devices such as digital signal processors. The output monitor feature allows the MAX3 to perform functional tests of devices and it also supports BIST or other scan features. The Company's MAX4 system was introduced in 2001. Like the MAX3, it offers 96 channels and output monitoring; however, the MAX4 further extends the capabilities of the MAX3. The MAX4 is targeted at devices that require better voltage accuracy and higher current. It can provide up to 227 amps of current per BIB position. The Advanced Burn-in and Test System ("ABTS") was introduced in fiscal 2008. The ABTS family of products is based on a completely new hardware and software architecture that addresses not only today's devices, but also future devices for many years to come. It can test and burn-in memory as well as both high-power logic and low-power logic devices. It can be configured to provide individual device temperature control for devices up to 75W or more and with up to 320 I/O channels. All systems feature multi-tasking software which includes lot tracking and reporting software that are needed for production and military applications. This monitored burn-in systems product category was less than 10% of net sales in fiscal 2008 and accounted for approximately 38% of the Company's net sales in fiscal 2007.

### *MASSIVELY PARALLEL TEST SYSTEM*

The MTX massively parallel test system is designed to reduce the cost of memory testing by processing thousands of memory devices simultaneously, including flash memories, DRAMs and other memories. The MTX system can perform a significant number of tests usually performed by traditional memory testers, including pattern sensitivity tests, functional tests, data retention tests and refresh tests. The Company estimates that transferring these tests from traditional memory

testers to the MTX system can reduce the time that a memory device must be tested by a traditional memory tester by up to 70%, thereby reducing the required number of memory testers and, consequently, reducing capital and operating costs.

The MTX system consists of several subsystems: pattern generation and test electronics, control software, network interface and environmental chamber. The MTX system has an algorithmic test pattern generator which allows it to duplicate most of the tests performed by a traditional memory tester. Pin electronics at each performance test board ("PTB") position are designed to provide accurate signals to the memory ICs being tested and detect whether a device is failing the test.

Devices being tested are placed on PTBs and loaded into environmental chambers which typically operate at temperatures from 25 degrees Celsius (77 degrees Fahrenheit) up to 150 degrees Celsius (302 degrees Fahrenheit) (optional chambers can produce temperatures as low as -55 degrees Celsius (-67 degrees Fahrenheit)). A single PTB can hold up to 416 DDR SDRAMs, and a production chamber holds 30 PTBs, resulting in up to 12,480 DDR SDRAMs being tested in a single system. This massively parallel test system product category was less than 10% of net sales in fiscal 2008 and 2007.

### *TEST FIXTURES*

The Company sells, and licenses others to manufacture and sell, custom-designed test fixtures for its systems. The test fixtures include performance test boards for use with the MTX massively parallel test system and burn-in boards for the MAX monitored burn-in system. These test fixtures hold the devices undergoing test or burn-in and electrically connect the devices under test to the system electronics. The capacity of each test fixture depends on the type of device being tested or burned-in, ranging from several hundred in memory production to as few as eight for high pin-count complex ASIC or microprocessor devices. Test fixtures are sold both with new Aehr Test systems and for use with the Company's installed base of systems. The Company also manufactures and sells test contactors for the FOX full-wafer contact parallel test and burn-in systems. The Company has received patents or applied for patents on certain features of the PTB, FOX and MAX4 test fixtures. The Company has licensed or authorized several other companies to provide PTBs and MAX4 BIBs from which the Company receives royalties. Royalties were less than 5% of net sales in fiscal 2008, 2007 and 2006.

### *DIEPAK CARRIERS*

The Company's DiePak product line includes a family of reusable, temporary die carriers and associated sockets that enable the test and burn-in of bare die using the same test and burn-in systems used for packaged ICs. DiePak carriers offer cost-effective solutions for providing KGD for most types of ICs, including memory, microcontroller and microprocessor devices. The DiePak carrier was introduced in fiscal 1995. The DiePak carrier consists of an interconnect substrate, which provides an electrical connection between the die pads and the socket contacts, and a mechanical support system. The substrate is customized for each IC product. The DiePak carrier comes in several different versions, designed to handle ICs ranging from 54 pin-count memories up to 320 pin-count microprocessors. A new lower cost 54/66 pin DiePak solution was introduced in July 2004.

### *ABTS SYSTEM*

The Company's ABTS system is a developing product. The ABTS family of products is based on a completely new hardware and software architecture that is intended to address not only today's devices, but also future devices for many years to come. The ABTS system can test and burn-in memory as well as both high-power logic and low-power logic. It can be configured to provide individual device temperature control for devices up to 50W or more and with up to 320 I/O channels. In June 2008, we announced shipment of ABTS beta site system to Integrated Service Technology in Taiwan. Through the end of fiscal 2008, we have not recognized any revenue from ABTS System sales.

### *CUSTOMERS*

The Company markets and sells its products throughout the world to semiconductor manufacturers, semiconductor contract assemblers, electronics manufacturers and burn-in and test service companies.

Sales to the Company's five largest customers accounted for approximately 98.2%, 75.8%, and 82.9% of its net sales in fiscal 2008, 2007 and 2006, respectively. During fiscal 2008, Spansion Inc. accounted for 79.6% of the Company's net sales. During fiscal 2007, Spansion Inc. and Texas Instruments Incorporated accounted for 39.2% and 22.9% of the Company's net sales, respectively. During fiscal 2006, Texas Instruments Incorporated and Spansion Inc. accounted for 47.9% and 24.9% of the Company's net sales, respectively. No other customers represented more than 10% of the Company's net sales for any of these periods. The Company expects that sales of its products to a limited number of

customers will continue to account for a high percentage of net sales for the foreseeable future. In addition, sales to particular customers may fluctuate significantly from quarter to quarter. Such fluctuations may result in changes in utilization of the Company's facilities and resources. The loss of or reduction or delay in orders from a significant customer, or a delay in collecting or failure to collect accounts receivable from a significant customer could materially and adversely affect the Company's business, financial condition and operating results.

## MARKETING, SALES AND CUSTOMER SUPPORT

The Company has sales and service operations in the United States, Japan, Germany and Taiwan, and has established a network of distributors and sales representatives in certain key parts of the world. See "OVERVIEW" in Item 7 under "Management's Discussion and Analysis of Financial Condition and Results of Operations" for a further discussion of the Company's relationship with distributors, and its effects on revenue recognition.

The Company's customer service and support program includes system installation, system repair, applications engineering support, spare parts inventories, customer training, and documentation. The Company has both applications engineering and field service personnel located at the corporate headquarters in Fremont, California and at the Company's subsidiaries in Japan, Germany and Taiwan. The Company's distributors provide applications and field service support in other parts of the world. The Company customarily provides a warranty on its products. The Company offers service contracts on its systems directly and through its subsidiaries, distributors, and representatives. The Company maintains customer support personnel in the Philippines and China to address the expected growth in its business. The Company believes that maintaining a close relationship with customers and providing them with ongoing engineering support improves customer satisfaction and will provide the Company with a competitive advantage in selling its products to the Company's customers.

## BACKLOG

As of May 31, 2008 and 2007, the Company's backlog was \$18.6 million and \$21.3 million, respectively. The Company's backlog consists of product orders for which confirmed purchase orders have been received and which are scheduled for shipment within 12 months. Because of the possibility of customer changes in delivery schedules or cancellations and potential delays in product shipments or development projects, the Company's backlog as of a particular date may not be indicative of net sales for any succeeding period.

## RESEARCH AND PRODUCT DEVELOPMENT

The Company historically has devoted a significant portion of its financial resources to research and development programs and expects to continue to allocate significant resources to these efforts. The Company's research and development expenses during fiscal 2008, 2007 and 2006 were approximately \$6.5 million, \$6.3 million and \$4.3 million, respectively.

The Company conducts ongoing research and development to design new products and to support and enhance existing product lines. Building upon the expertise gained in the development of its existing products, the Company has developed the FOX family of systems for performing test and burn-in of entire processed wafers, rather than individual die or packaged parts. The Company is currently developing an ABTS family of products to improve the capability and performance for testing and burn in of future generation ICs.

## MANUFACTURING

The Company assembles its products from components and parts manufactured by others, including environmental chambers, power supplies, metal fabrications, printed circuit assemblies, ICs, burn-in sockets, high-density interconnects, wafer contactors and interconnect substrates. Final assembly and testing are performed within the Company's facilities. The Company's strategy is to use in-house manufacturing only when necessary to protect a proprietary process or if a significant improvement in quality, cost or lead time can be achieved. The Company's principal manufacturing facility is located in Fremont, California. The Company's Tokyo, Japan and Utting, Germany facilities provide limited manufacturing and product customization.

The Company relies on subcontractors to manufacture many of the components or subassemblies used in its products. The Company's MIX, MAX, ABTS and FOX systems and DiePak carriers contain several components, including environmental chambers, power supplies, high-density interconnects, wafer contactors, signal distribution substrates and certain ICs, that are currently supplied by only one or a limited number of suppliers. The Company's reliance on subcontractors and single source suppliers involves a number of significant risks, including the loss of control over the manufacturing process, the potential absence of adequate capacity and reduced control over delivery schedules,

manufacturing yields, quality and costs. In the event that any significant subcontractor or single source supplier becomes unable or unwilling to continue to manufacture subassemblies, components or parts in required volumes, the Company will have to identify and qualify acceptable replacements. The process of qualifying subcontractors and suppliers could be lengthy, and no assurance can be given that any additional sources would be available to the Company on a timely basis. Any delay, interruption or termination of a supplier relationship could adversely affect our ability to deliver products, which would harm our operating results.

## COMPETITION

The semiconductor equipment industry is intensely competitive. Significant competitive factors in the semiconductor equipment market include price, technical capabilities, quality, flexibility, automation, cost of ownership, reliability, throughput, product availability and customer service. In each of the markets it serves, the Company faces competition from established competitors and potential new entrants, many of which have greater financial, engineering, manufacturing and marketing resources than the Company.

The MTX system faces intense competition from burn-in system suppliers and traditional memory tester suppliers because the Company's MTX system performs burn-in and many of the functional tests performed by memory testers. The market for burn-in systems is highly fragmented, with many domestic and international suppliers. Some users of such systems, such as independent test labs, build their own burn-in systems, while others, particularly large IC manufacturers in Asia, acquire burn-in systems from captive or affiliated suppliers. Competing suppliers of burn-in and functional test systems include Advantest Corporation and Dong-Il Corporation.

The Company's MAX monitored burn-in systems have faced and are expected to continue to face increasingly severe competition, especially from several regional, low-cost manufacturers and from systems manufacturers that offer higher power dissipation per device under test.

The Company's FOX full wafer contact system is expected to face competition from larger systems manufacturers that have sufficient technological know-how and manufacturing capability. Competing suppliers of full wafer contact systems include Matsushita Electric Industrial Co., Ltd. and Delta V Instruments, Incorporated.

The Company expects that its DiePak products will face significant competition. The Company believes that several companies have developed or are developing products which are intended to enable test and burn-in of bare die. As the bare die market develops, the Company expects that other competitors will emerge. The DiePak products also face severe competition from other alternative test solutions. The Company expects that the primary competitive factors in this market will be cost, performance, reliability and assured supply. Competing suppliers of DiePak products include Yamaichi Electronics Co., Ltd.

The Company's test fixture products face numerous regional competitors. There are limited barriers to entry into the burn-in board market, and as a result, many companies design and manufacture burn-in boards, including BIBs for use with the Company's MAX system. The Company has granted royalty-bearing licenses to several companies to make performance test boards for use with the Company's MTX systems and BIBs for use with the Company's MAX4 systems, in order to assure customers of a second source of supply, and the Company may grant additional licenses as well. Sales of PTBs and MAX4 BIBs by licensees result in royalties to the Company.

The Company expects its competitors to continue to improve the performance of their current products and to introduce new products with improved price and performance characteristics. New product introductions by the Company's competitors or by new market entrants could cause a decline in sales or loss of market acceptance of the Company's products. The Company has observed price competition in the systems market, particularly with respect to its less advanced products. Increased competitive pressure could also lead to intensified price-based competition, resulting in lower prices which could adversely affect the Company's operating margins and results. The Company believes that to remain competitive it must invest significant financial resources in new product development and expand its customer service and support worldwide. There can be no assurance that the Company will be able to compete successfully in the future.

## PROPRIETARY RIGHTS

The Company relies primarily on the technical and creative ability of its personnel, its proprietary software, and trade secrets and copyright protection, rather than on patents, to maintain its competitive position. The Company's proprietary software is copyrighted and licensed to the Company's customers. The Company currently holds twenty-four issued United States patents with expiration date ranges from 2012 to 2026 and has several additional United States patent applications and foreign patent applications pending. One issued patent covers the method used to connect performance

test boards with the MTX system; another covers the method used to connect burn-in boards with the MAX4 system. The Company currently has one United States trademark registration.

The Company's ability to compete successfully is dependent in part upon its ability to protect its proprietary technology and information. Although the Company attempts to protect its proprietary technology through patents, copyrights, trade secrets and other measures, there can be no assurance that these measures will be adequate or that competitors will not be able to develop similar technology independently. Further, there can be no assurance that claims allowed on any patent issued to the Company will be sufficiently broad to protect the Company's technology, that any patent will issue from any pending application or that foreign intellectual property laws will protect the Company's intellectual property. Litigation may be necessary to enforce or determine the validity and scope of the Company's proprietary rights, and there can be no assurance that the Company's intellectual property rights, if challenged, will be upheld as valid. Any such litigation could result in substantial costs and diversion of resources and could have a material adverse effect on the Company's business, financial condition and operating results, regardless of the outcome of the litigation. In addition, there can be no assurance that any of the patents issued to the Company will not be challenged, invalidated or circumvented or that the rights granted thereunder will provide competitive advantages to the Company. Also, there can be no assurance that the Company will have the financial resources to defend the patents from infringement or claims of invalidity.

There are currently no pending claims against the Company regarding infringement of any patents or other intellectual property rights of others. However, the Company may receive communications from third parties asserting intellectual property claims against the Company. Such claims could include assertions that the Company's products infringe, or may infringe, the proprietary rights of third parties, requests for indemnification against such infringement or suggest the Company may be interested in acquiring a license from such third parties. There can be no assurance that any such claim made in the future will not result in litigation, which could involve significant expense to the Company, and, if the Company is required or deems it appropriate to obtain a license relating to one or more products or technologies, there can be no assurance that the Company would be able to do so on commercially reasonable terms, or at all.

## EMPLOYEES

As of July 31, 2008, the Company, including its two foreign subsidiaries employed 123 persons collectively, on a full-time basis, of whom 36 were engaged in research, development, and related engineering, 37 were engaged in manufacturing, 36 were engaged in marketing, sales, and customer support, and 14 were engaged in general administration and finance functions. In addition, the Company from time to time employs a number of part-time employees and contractors, particularly in manufacturing and to perform customer support. The Company's success is in part dependent on its ability to attract and retain highly skilled workers, who are in high demand. None of the Company's employees are represented by a union and the Company has never experienced a work stoppage. Management considers its relations with its employees to be good.

## GEOGRAPHIC AREAS

The Company operates in several geographic areas. Selected financial information is included in Part II, Item 8, Note 13 "Segment Information" and certain risks related to such operations are discussed in Part I, Item 1A, under the heading "Our business may suffer due to risks associated with international sales and operations."

### Item 1A. Risk Factors

You should carefully consider the risks described below. These risks are not the only risks that we may face. Additional risks and uncertainties that we are unaware of, or that we currently deem immaterial, also may become important factors that affect us. If any of the following risks occurs, our business, financial condition or results of operations could be materially and adversely affected which could cause our actual operating results to differ materially from those indicated or suggested by forward-looking statements made in this annual report on Form 10-K or presented elsewhere by management from time to time.

#### **Our operating results could be adversely affected by substantial quarterly and annual fluctuations.**

We have experienced and expect to continue to experience significant fluctuations in our quarterly and annual operating results. During fiscal 2008, 2007 and 2006, quarterly net sales have been as low as \$4.6 million and as high as \$10.9 million, and gross margins for quarterly net sales have fluctuated between 40.2% and 58.3%. Our future operating results will depend upon a variety of factors, including sales volume, the timing of significant orders, the mix of products sold, changes in pricing by us, our competitors, customers or suppliers, the length of sales cycles for our products, timing of new product announcements and releases by us and our competitors, market acceptance of new products and enhanced versions of our products, capital spending patterns by customers, manufacturing inefficiencies associated with our new

product introductions, our ability to produce systems and products in volume and meet customer requirements, product returns and customer acceptance of product shipments, volatility in our targeted markets, political and economic instability, natural disasters, regulatory changes, possible disruptions caused by expanding existing facilities or moving into new facilities, expenses associated with acquisitions and alliances, and various competitive factors, including price-based competition, competition from vendors employing other technologies, and the amount of products sold under volume purchase arrangements, which tend to have lower selling prices. Accordingly, past performance may not be indicative of future performance.

**We depend on shipment and order size and timing.**

We derive a substantial portion of our revenues from the sale of a relatively small number of systems which typically range in purchase price from approximately \$300,000 to over \$1 million per system. As a result, the loss or deferral of a limited number of system sales could have a material adverse effect on our net sales and operating results in a particular period. All customer purchase orders are subject to cancellation or rescheduling by the customer with limited penalties, and, therefore, backlog at any particular date is not necessarily indicative of actual sales for any succeeding period. From time to time, cancellations and rescheduling of customer orders have occurred, and delays by our suppliers in providing components or subassemblies to us have caused delays in our shipments of our own products. There can be no assurance that we will not be materially adversely affected by future cancellations and rescheduling. A substantial portion of net sales typically are realized near the end of each quarter. A delay or reduction in shipments near the end of a particular quarter, due, for example, to unanticipated shipment rescheduling, cancellations or deferrals by customers, customer credit issues, unexpected manufacturing difficulties experienced by us, or delays in deliveries by suppliers, could cause net sales in a particular quarter to fall significantly below our expectations.

**We rely on continued market acceptance for our FOX system, and may not be successful in attracting new or maintaining our existing customers.**

A principal element of our business strategy is to capture an increasing share of the test equipment market through sales of our FOX wafer-level test and burn-in system. The FOX system is newly designed to simultaneously burn-in and functionally test all of the die on a wafer. The market for the FOX systems is in the very early stages of development. Market acceptance of the FOX system is subject to a number of risks. Before a customer will incorporate the FOX system into a production line, lengthy qualification and correlation tests must be performed. We anticipate that potential customers may be reluctant to change their procedures in order to transfer burn-in and test functions to the FOX system. Initial purchases are expected to be limited to systems used for these qualifications and for engineering studies. Market acceptance of the FOX system also may be affected by a reluctance of IC manufacturers to rely on relatively small suppliers such as the Company. As is common with new complex products incorporating leading-edge technologies, we may encounter reliability, design and manufacturing issues as we begin volume production and initial installations of FOX systems at customer sites. The failure of the FOX system to achieve market acceptance would have a material adverse effect on our future operating results, long-term prospects and our stock price.

**In future periods, we may rely on market acceptance for our ABTS system and we may not be able to achieve sufficient market acceptance to allow our ABTS system to be commercially viable.**

In June 2008, we announced shipment of an ABTS beta site system to Integrated Service Technology in Taiwan. Market acceptance of the ABTS system is subject to a number of risks. In order for our ABTS system to become commercially accepted, we must complete engineering development of necessary hardware and software. In addition, the first system, ordered by Integrated Service Technology, must successfully complete customer acceptance. Other customers must then be found who are willing to place orders for ABTS systems in sufficient quantities to allow it to be produced economically.

**To date, a limited number of customers have ordered MTX systems and it may not achieve broad market acceptance.**

Through the end of fiscal 2008, several companies purchased evaluation units of the MTX system, but only four customers have purchased production quantities. There are no long-term volume purchase commitments with any of these customers. There can be no assurance that these customers will again purchase MTX systems for their production facilities. Since most potential customers have successfully relied on memory testers for many years and their personnel understand the use and maintenance of such systems, we anticipate that they may be reluctant to change their procedures to transfer test functions to the MTX system. Before a customer will transfer test functions to the MTX, the test programs must be translated for use with the MTX system and lengthy correlation tests must be performed. Correlation testing may take up to six months or more. Furthermore, MTX system sales are expected to be primarily limited to new facilities and to existing facilities being upgraded to accommodate new product generations, such as the transition to new

memory technologies, including newer generation flash memories, the Double Data Rate DRAMs, and DDR II DRAMs. Construction of new facilities and upgrades of existing facilities have in some cases been delayed or canceled during periodic semiconductor industry downturns. Other companies have purchased MTX systems which are being used only in quality assurance and engineering applications. If we are unable to achieve broad market acceptance for our MTX system, our future prospects and future results of operations will be significantly harmed.

**Our sales cycles can be long and unpredictable, which may harm our ability to forecast demand and our future operating performance.**

Sales of our systems depend, in significant part, upon the decision of a prospective customer to increase manufacturing capacity or to restructure current manufacturing facilities, either of which typically involves a significant commitment of capital. In addition, the approval process for FOX and MTX systems and DiePak carrier sales may require lengthy qualification and correlation testing. In view of the significant investment or strategic issues that may be involved in a decision to purchase FOX and MTX systems or DiePak carriers, we may experience delays following initial qualification of our systems as a result of delays in a customer's approval process. For these reasons, our systems typically have a lengthy sales cycle during which we may expend substantial funds and management effort in securing a sale. Lengthy sales cycles subject us to a number of significant risks, including inventory obsolescence and fluctuations in operating results, over which we have little or no control. The loss of individual orders due to the lengthy sales and evaluation cycle, or delays in the sale of even a limited number of systems impairs our ability to plan future operating levels and could have a material adverse effect on our business, operating results and financial condition and, in particular, could contribute to significant fluctuations in operating results on a quarterly basis.

**Our business may suffer due to risks associated with international sales and operations.**

Approximately 61.3%, 42.4% and 85.0% of our net sales for fiscal 2008, 2007 and 2006, respectively, were attributable to sales to customers for delivery outside of the United States. We operate sales, service and limited manufacturing organizations in Japan and Germany and a sales and support organization in Taiwan. We expect that sales of products for delivery outside of the United States will continue to represent a substantial portion of our future revenues. Our future performance will depend, in significant part, upon our ability to continue to compete in foreign markets which in turn will depend, in part, upon a continuation of current trade relations between the United States and foreign countries in which semiconductor manufacturers or assemblers have operations. A change toward more protectionist trade legislation in either the United States or such foreign countries, such as a change in the current tariff structures, export compliance or other trade policies, could adversely affect our ability to sell our products in foreign markets. In addition, we are subject to other risks associated with doing business internationally, including longer receivable collection periods and greater difficulty in accounts receivable collection, the burden of complying with a variety of foreign laws, difficulty in staffing and managing global operations, risks of civil disturbance or other events which may limit or disrupt markets, international exchange restrictions, changing political conditions and monetary policies of foreign governments.

A substantial portion of our net sales has been in Asia. Turmoil in the Asian financial markets has resulted, and may result in the future, in dramatic currency devaluations, stock market declines, restriction of available credit and general financial weakness. In addition, flash, DRAM, and other memory device prices in Asia have recently declined dramatically, and will likely do so again in the future. These developments may affect us in several ways. We believe that many international semiconductor manufacturers limited their capital spending in fiscal year 2008, and that the uncertainty of the memory market may cause some manufacturers in the future to again delay capital spending plans. The economic conditions in Asia may also affect the ability of our customers to meet their payment obligations, resulting in cancellations or deferrals of existing orders and the limitation of additional orders. In addition, Asian governments have subsidized some portion of fabrication construction. Financial turmoil may reduce these governments' willingness to continue such subsidies. Such developments could have a material adverse effect on our business, financial condition and results of operations.

Approximately 49.3%, 49.1% and 1.6% of our net sales for fiscal 2008 were denominated in U.S. Dollars, Japanese Yen and Euros, respectively. Although a large percentage of net sales to European customers is denominated in U.S. Dollars, substantially all sales to Japanese customers are denominated in Yen. Because a substantial portion of our net sales is from sales of products for delivery outside the United States, an increase in the value of the U.S. Dollar relative to foreign currencies would increase the cost of our products compared to products sold by local companies in such markets. In addition, since the price is determined at the time a purchase order is accepted, we are exposed to the risks of fluctuations in the U.S. Dollar exchange rate during the lengthy period from the date a purchase order is received until payment is made. This exchange rate risk is partially offset to the extent our foreign operations incur expenses in the local currency. To date, we have not invested in instruments designed to hedge currency risks. Our operating results could be adversely affected by fluctuations in the value of the U.S. Dollar relative to other currencies.

**Our industry is subject to rapid technological changes. It is important to introduce the new product in a timely manner.**

The semiconductor equipment industry is subject to rapid technological change and new product introductions and enhancements. Our ability to remain competitive will depend in part upon our ability to develop new products and to introduce these products at competitive prices and on a timely and cost-effective basis. Our success in developing new and enhanced products depends upon a variety of factors, including product selection, timely and efficient completion of product design, timely and efficient implementation of manufacturing and assembly processes, product performance in the field and effective sales and marketing. Because new product development commitments must be made well in advance of sales, new product decisions must anticipate both future demand and the technology that will be available to supply that demand. Furthermore, introductions of new and complex products typically involve a period in which design, engineering and reliability issues are identified and addressed by our suppliers and us. There can be no assurance that we will be successful in selecting, developing, manufacturing and marketing new products that satisfy market demand. Any such failure would materially and adversely affect our business, financial condition and results of operations.

Because of the complexity of our products, significant delays can occur between a product's introduction and the commencement of volume production of such product. We have experienced, from time to time, significant delays in the introduction of, and technical and manufacturing difficulties with, certain of its products and may experience delays and technical and manufacturing difficulties in future introductions or volume production of new products. Our inability to complete new product development, or to manufacture and ship products in time to meet customer requirements would materially adversely affect our business, financial condition and results of operations.

**We may experience product delays and increased costs associated with new product introductions.**

As is common with new complex and software-intensive products, we have encountered reliability, design and manufacturing issues as we began volume production and initial installations of certain products at customer sites. Certain of these issues in the past have been related to components and subsystems supplied to us by third parties who have in some cases limited the ability of us to address such issues promptly. This process in the past required and in the future is likely to require us to incur un-reimbursed engineering expenses, and from time to time to experience larger than anticipated warranty claims and could result in product returns. In the early stages of product development, there can be no assurance that reliability, design and manufacturing issues will not be discovered or, that if such issues arise, they can be resolved to the customers' satisfaction or that the resolution of such problems will not cause us to incur significant development costs or warranty expenses or to lose significant sales opportunities.

**Future changes in semiconductor technologies may make our products obsolete.**

Future improvements in semiconductor design and manufacturing technology may reduce or eliminate the need for our products. For example, improvements in BIST technology, and improvements in conventional test systems, such as reduced cost or increased throughput, may significantly reduce or eliminate the market for one or more of our products. If we are not able to improve our products or develop new products or technologies quickly enough to maintain a competitive position in its markets, we may not be able to grow our business.

**Semiconductor business cycles are unreliable and there is always the risk of cancellations and rescheduling.**

Our operating results depend primarily upon the capital expenditures of semiconductor manufacturers, semiconductor contract assemblers and burn-in and test service companies worldwide, which in turn depend on the current and anticipated market demand for integrated circuits. The semiconductor and semiconductor equipment industries in general, and the market for flash memories, DRAMs and other memory devices in particular, historically have been highly volatile and have experienced periodic downturns and slowdowns, which have had severe, negative effects on the semiconductor industry's demand for semiconductor capital equipment, including test and burn-in systems manufactured and marketed by the Company. These downturns and slowdowns have adversely affected our operating results in the past. In addition, the purchasing patterns of our customers are also highly cyclical because most customers purchase our products for use in new production facilities or for upgrading existing test lines for the introduction of next generation products. Construction of new facilities and upgrades of existing facilities have in some cases been delayed or canceled during the most recent semiconductor industry downturn. A large portion of our net sales is attributable to a few customers and therefore a reduction in purchases by one or more customers could materially adversely affect our financial results. There can be no assurance that the semiconductor industry will grow in the future at the same rates as it has grown historically. Any downturn or slowdown in the semiconductor industry would have a material adverse effect on our business, financial condition and operating results. In addition, the need to maintain investment in research and development and to maintain customer service and support will limit our ability to reduce our expenses in response to any such downturn or slowdown period.



The semiconductor equipment manufacturing industry has historically been subject to a relatively high rate of purchase order cancellation by customers as compared to other high technology industry sectors. Manufacturing companies that are the customers of semiconductor equipment companies frequently revise, postpone and cancel capital facility expansion plans. In such cases, semiconductor equipment companies may experience a significant rate of cancellations and rescheduling of purchase orders. There can be no assurance that we will not be materially adversely affected by future cancellations and rescheduling.

**Our stock price may vary.**

The price for our common stock has fluctuated in the past and may fluctuate significantly in the future. We believe that factors such as announcements of developments related to our business, fluctuations in our operating results, failure to meet securities analysts' expectations, general conditions in the semiconductor and semiconductor equipment industries and the worldwide economy, announcement of technological innovations, new systems or product enhancements by us or our competitors, fluctuations in the level of cooperative development funding, acquisitions, changes in governmental regulations, developments in patents or other intellectual property rights and changes in our relationships with customers and suppliers could cause the price of our common stock to fluctuate substantially. In addition, in recent years the stock market in general, and the market for small capitalization and high technology stocks in particular, has experienced extreme price fluctuations which have often been unrelated to the operating performance of affected companies. Such fluctuations could adversely affect the market price of our common stock.

**Any future growth may strain our operations and may require us to incur additional expenses to support these expanded operations.**

If we are to be successful, we must expand our operations. Such expansion will place a significant strain on our administrative, operational and financial resources. Further, such expansion will result in a continuing increase in the responsibility placed upon management personnel and will require development or enhancement of operational, managerial and financial systems and controls. If we are unable to manage the expansion of our operations effectively, our business, financial condition and operating results will be materially and adversely affected.

**We depend on our key personnel. We must attract and retain talented employees.**

Our success depends to a significant extent upon the continued service of Rhea Posedel, our Chief Executive Officer, as well as other executive officers and key employees. We do not maintain key person life insurance for our benefit on any of our personnel, and none of our employees is subject to a non-competition agreement with the Company. The loss of the services of any of our executive officers or a group of key employees could have a material adverse effect on our business, financial condition and operating results. Our future success will depend in significant part upon our ability to attract and retain highly skilled technical, management, sales and marketing personnel. There is a limited number of personnel with the requisite skills to serve in these positions, and it has become increasingly difficult for us to hire such personnel. Competition for such personnel in the semiconductor equipment industry is intense, and there can be no assurance that we will be successful in attracting or retaining such personnel. Changes in management could disrupt our operations and adversely affect our operating results.

**We may be subject to litigation relating to intellectual property infringement which would be time-consuming, expensive and a distraction to our business.**

If we do not adequately protect our intellectual property, competitors may be able to practice our technologies and erode our competitive advantage, and our business and operating results could be harmed. Litigation may be necessary to enforce or determine the validity and scope of our proprietary rights, and there can be no assurance that our intellectual property rights, if challenged, will be upheld as valid. Such litigation could result in substantial costs and diversion of resources and could have a material adverse effect on our operating results, regardless of the outcome of the litigation. In addition, there can be no assurance that any of the patents issued to us will not be challenged, invalidated or circumvented or that the rights granted thereunder will provide competitive advantages to us.

There are no pending claims against us regarding infringement of any patents or other intellectual property rights of others. However, we may receive, in the future, communications from third parties asserting intellectual property claims against us. Such claims could include assertions that our products infringe, or may infringe, the proprietary rights of third parties, requests for indemnification against such infringement or suggestions that we may be interested in acquiring a license from such third parties. There can be no assurance that any such claim made in the future will not result in litigation, which could involve significant expense to us, and, if we are required or deem it appropriate to obtain a license

relating to one or more products or technologies, there can be no assurance that we would be able to do so on commercially reasonable terms, or at all.

**We are subject to environment regulations.**

Federal, state and local regulations impose various controls on the use, storage, discharge, handling, emission, generation, manufacture and disposal of toxic or other hazardous substances used in our operations. We believe that our activities conform in all material respects to current environmental and land use regulations applicable to our operations and our current facilities, and that it has obtained environmental permits necessary to conduct its business. Nevertheless, the failure to comply with current or future regulations could result in substantial fines being imposed on us, suspension of production, alteration of our manufacturing processes or cessation of operations. Such regulations could require us to acquire expensive remediation equipment or to incur substantial expenses to comply with environmental regulations. Any failure by us to control the use, disposal or storage of, or adequately restrict the discharge of, hazardous or toxic substances could subject us to significant liabilities.

**We are subject to internal control evaluation requirements of Section 404 of the Sarbanes-Oxley Act.**

Pursuant to Section 404 of the Sarbanes-Oxley Act of 2002, we must include in our Annual Report on Form 10-K a report of management on the effectiveness of our internal control over financial reporting. If we fail to maintain effective internal control over financial reporting, or management does not timely assess the adequacy of such internal control, or our independent registered public accounting firm does not timely deliver an unqualified opinion as to the effectiveness of our internal controls, we could be subject to regulatory sanctions and the public's perception may decline. Our independent registered public accounting firm will be required to attest to the effectiveness of our internal control over financial reporting beginning in fiscal 2010.

## MANAGEMENT

### EXECUTIVE OFFICERS AND DIRECTORS OF THE COMPANY

The directors of the Company are elected annually. The executive officers of the Company serve with no specific term of office. The executive officers and directors of the Company are as follows:

Name of Executive Officer	Age	Positions with the Company
Rhea J. Posedel.....	66	Chief Executive Officer and Chairman of the Board of Directors
Gary L. Larson.....	58	Vice President of Finance and Chief Financial Officer
Carl N. Buck.....	56	Vice President of Marketing and Contactor Business Group
Joel Bustos.....	55	Vice President of Operations
David S. Hendrickson.....	51	Vice President of Engineering
Gregory M. Perkins.....	54	Vice President of Worldwide Sales and Service
Kunio Sano.....	52	President, Aehr Test Systems Japan K.K.
Robert R. Anderson (1) (2).....	70	Director
William W. R. Elder (1) (2) (3).....	69	Director
Mukesh Patel (1) (3).....	50	Director
Mario M. Rosati.....	62	Director and Assistant Secretary

-----  
(1) Member of the Audit Committee.

(2) Member of the Compensation Committee.

(3) Member of the Nominating and Governance Committee.

RHEA J. POSEDEL is a founder of the Company and has served as Chief Executive Officer and Chairman of the Board of Directors since its inception in 1977. From the Company's inception through May 2000, Mr. Posedel also served as President. Prior to founding the Company, Mr. Posedel held various project engineering and engineering managerial positions at Lockheed Martin Corporation (formerly Lockheed Missile & Space Corporation), Ampex Corporation, and Cohu, Inc. He received a B.S. in Electrical Engineering from the University of California, Berkeley, an M.S. in Electrical Engineering from San Jose State University and an M.B.A. from Golden Gate University.

GARY L. LARSON joined the Company in April 1991 as Chief Financial Officer and was elected Vice President of Finance in February 1992. From 1986 to 1990, he served as Chief Financial Officer, and from 1988 to 1990 also as President and Chief Operating Officer, of Nanometrics Incorporated, a manufacturer of measurement and inspection equipment for the semiconductor industry. Mr. Larson received a B.S. in Mathematics/Finance from Harvey Mudd College.

CARL N. BUCK joined the Company as a Product Marketing Manager in 1983 and held various positions until he was elected Vice President of Engineering in November 1992, Vice President of Research and Development Engineering in November 1996, Vice President of Marketing in September 1997, Vice President of Contactor Business Group in May 2002 and Vice President of Marketing and Contactor Business Group in October 2005. From 1978 to 1983, Mr. Buck served as Product Marketing Manager at Intel Corporation, an integrated circuit and microprocessor company. Mr. Buck

received a B.S.E.E. from Princeton University, an M.S. in Electrical Engineering from the University of Maryland and an M.B.A. from Stanford University.

JOEL BUSTOS joined the Company as Vice President of Operations in July 2007. From 2002 to 2007, Mr. Bustos served as General Manager of the Global Consumer Business Unit of Celestica Inc., an electronic manufacturing services company. From 1999 to 2002, Mr. Bustos served as a General Manager at Flextronics International Ltd., a leading global provider of electronic manufacturing services. Mr. Bustos received a B.S. in Organizational Behavior from the University of San Francisco.

DAVID S. HENDRICKSON joined the Company as Vice President of Engineering in October 2000. From 1999 to 2000, Mr. Hendrickson served as Platform General Manager, and from 1995 to 1999 as Engineering Director and Software Director, of Siemens Medical (formerly Acuson Corporation), a medical ultrasound products company. From 1990 to 1995, Mr. Hendrickson served as Director of Engineering and Director of Software of Teradyne Inc. (formerly Megatest Corporation), a manufacturer of semiconductor capital equipment. Mr. Hendrickson received a B.S. in Computer Science from Illinois Institute of Technology.

GREGORY M. PERKINS joined the Company as Vice President of Worldwide Sales and Service in June 2004. From 2001 to 2003, Mr. Perkins served as Vice President of North America Customer Operations and then Vice President of North American and European Sales, for Electroglas Corporation, a producer of semiconductor wafer probers. From 1999 to 2001, he served as Vice President of Sales at Advantest America, Inc., a semiconductor tester company, and from 1997 to 1999 as Vice President of Worldwide Sales and Field Operations at LTX Corporation, a semiconductor tester company. From 1978 to 1997, Mr. Perkins held multiple management positions over 19 years with General Electric Company including Senior Vice President of Marketing and Business Development for GE Capital Computer Leasing. Mr. Perkins received a B.S. in Environmental Health Technologies from Quinnipiac University.

KUNIO SANO joined the Company as Vice President, Aehr Test Systems Japan K.K., the Company's subsidiary in Japan, in June 1998 and was elected President, Aehr Test Systems Japan K.K. in January 2001. From 1991 to 1998, he served as Manager of Development Engineering Department at Tokyo Electron Yamanashi Limited, a leading worldwide semiconductor equipment manufacturer. Mr. Sano received a B.S.E.E. from Sagami Institute of Technology in Kanagawa, Japan.

ROBERT R. ANDERSON was appointed to the Company's Board of Directors in October 2000. Mr. Anderson has served as a director of Aviza Technology, Inc., a semiconductor equipment company, since December 2005. Mr. Anderson served on the Trikon board from April 2000 through the date of acquisition by Aviza. Mr. Anderson is a private investor. In addition, Mr. Anderson currently is a director of MKS Instruments, Inc., a semiconductor components and equipment supplier. He also serves as a director for one private company.

WILLIAM W. R. ELDER has been a director of the Company since 1989. Dr. Elder was the Chief Executive Officer of Genus, Inc. a semiconductor equipment company, from 1981 to 1996, and then again from 1998 until the company was acquired by AIXTRON AG ("AIXTRON") in 2005. Dr. Elder retired from AIXTRON in December 2007. Dr. Elder is currently EVP, Global Operations and a director of Maskless Lithography Inc., a capital equipment start-up company based in San Jose, California. Dr. Elder holds a B.S.I.E. and an honorary Doctorate Degree from the University of Paisley in Scotland.

MUKESH PATEL was appointed to the Company's Board of Directors in June 1999. Mr. Patel is a leading entrepreneur in the Silicon Valley. Mr. Patel was President and Chief Executive Officer of Metta Technology, which he co-founded in 2004, until November 2006, when LSI Logic Corporation acquired it. He founded Sparkolor Corporation, acquired by Intel Corporation in late 2002, and co-founded SMART Modular Technologies, Inc. ("SMART Modular"), a high value added memory products company, acquired by Solectron Corporation in late 1999. Mr. Patel was Vice President and General Manager Memory Product Division of SMART Modular from August 1995 to August 1998 and was Vice President, Engineering from February 1989 to July 1995. Mr. Patel holds a B.S. degree in Engineering with an emphasis in digital electronics from Bombay University, India. Mr. Patel also serves as a director of SMART Modular and for several privately-held companies.

MARIO M. ROSATI has been a director of the Company since 1977. He is a member of the law firm Wilson Sonsini Goodrich & Rosati, Professional Corporation which he joined in 1971. Mr. Rosati holds a B.A. from the University of California, Los Angeles and a J.D. from the University of California, Berkeley School of Law. Mr. Rosati is a director of Sanmina-SCI Corporation, an electronics manufacturing services company and a publicly-held company, as well as several privately-held companies.

## DIRECTORS' COMPENSATION AND OTHER ARRANGEMENTS

Rhea J. Posedel, the only inside director of the Company, does not receive any cash compensation for his services as a member of the Board of Directors. Each outside director receives (1) an annual retainer of \$15,000, (2) \$1,875 for each regular board meeting he attends, and (3) \$1,125 for each committee meeting he attends if not held in conjunction with a regular board meeting, in addition to being reimbursed for certain expenses incurred in attending Board and committee meetings. Through fiscal 2006, each outside director could elect to receive an additional stock option grant in lieu of any cash payments throughout the year. In fiscal 2007, that alternative was eliminated. An inside director is a director who is a regular employee of the Company, whereas an outside director is not an employee of the Company. Directors are eligible to participate in the Company's stock option plans. In fiscal 2006, outside directors Robert Anderson, William Elder, Mukesh Patel and Mario Rosati were each granted options to purchase 5,000 shares at \$3.66 per share. Additionally, Robert Anderson and Mukesh Patel were each granted options to purchase 14,754 shares at \$3.66 per share pursuant to an agreement to take these options in lieu of cash payments throughout the fiscal year. In each of fiscal 2008 and 2007, outside directors Robert Anderson, William Elder, Mukesh Patel and Mario Rosati were each granted options to purchase 5,000 shares at \$7.28 per share and \$6.07 per share, respectively.

The Board of Directors has a Compensation Committee, an Audit Committee and a Nominating and Governance Committee. The Compensation Committee makes recommendations to the Board of Directors regarding executive compensation matters, including decisions relating to salary and bonus and grants of stock options. The Audit Committee approves the appointment of the Company's independent registered public accounting firm, reviews the results and scope of annual audits and other accounting related services, and reviews and evaluates the Company's internal control functions. The Nominating and Governance Committee reviews and makes recommendations to the Board of Directors regarding matters concerning corporate governance; reviews the composition and evaluates the performance of the Board of Directors; selects, or recommends for the selection of the Board of Directors, director nominees; and evaluates director compensation; reviews the composition of committees of the Board of Directors and recommends persons to be members of such committee; and reviews conflicts of interest of members of the Board of Directors and corporate officers.

The information required by this item relating to the audit committee expert is incorporated by reference to the section entitled "Audit Committee" of the Proxy Statement.

The information required by this item relating to Code of Ethics is incorporated by reference to the section entitled "Code of Ethics" of the Proxy Statement.

### **Item 1B. Unresolved Staff Comments**

None.

### **Item 2. Properties**

The Company's principal administrative and production facilities are located in Fremont, California, in a 51,289 square foot building. The term of the Company's current lease ends on June 30, 2015. The Company has an option to extend the lease of its headquarters building for an additional period at rates to be determined. The Company's Japan facility is located in Tokyo in a 4,294 square foot building under a lease which expires in September, 2010. The Company leases a sales and support office on a month-to-month basis in Utting, Germany. The Company leases a sales and support office in Hsinchu, Taiwan under a lease which expires in 2009. The Company's and its subsidiaries' annual rental payments currently aggregate approximately \$927,000. The Company periodically evaluates its global operations and facilities to bring its capacity in line with demand and to provide cost efficient services for its customers. In prior years, through this process, the Company has moved from certain facilities that exceeded the capacity required to satisfy its needs. The Company believes that its existing facilities are adequate to meet its current and reasonably foreseeable requirements. The Company regularly evaluates its expected future facilities requirements and believes that alternate facilities would be available if needed.

### **Item 3. Legal Proceedings**

None.

### **Item 4. Submission of Matters to a Vote of Security Holders**

None.

## PART II

### Item 5. Market for Registrant's Common Equity, Related Stockholder Matters and Issuer Purchases of Equity Securities

The Company's common stock has been publicly traded on the NASDAQ Global Market under the symbol "AEHR" since August 1997, the date we consummated our initial public offering. The following table sets forth, for the periods indicated, the high and low sale prices for the common stock on such market. These quotations represent prices between dealers and do not include retail markups, markdowns or commissions and may not necessarily represent actual transactions.

	High	Low
	-----	-----
Fiscal 2008:		
First quarter ended August 31, 2007.....	\$8.27	\$5.80
Second quarter ended November 30, 2007.....	7.62	5.41
Third quarter ended February 29, 2008.....	8.26	5.50
Fourth quarter ended May 31, 2008.....	9.50	5.76
Fiscal 2007:		
First quarter ended August 31, 2006.....	\$11.18	\$5.89
Second quarter ended November 30, 2006.....	10.18	4.66
Third quarter ended February 28, 2007.....	6.50	4.50
Fourth quarter ended May 31, 2007.....	7.50	5.50

At August 11, 2008, the Company had 116 holders of record of its common stock. The Company estimates the number of beneficial owners of the Company's common stock at August 11, 2008 to be 2,531.

The market price of the Company's common stock has been volatile. For a discussion of the factors affecting the Company's stock price, see "Risk Factors – Our stock price may vary."

The Company has not paid cash dividends on its common stock or other securities. The Company currently anticipates that it will retain its future earnings, if any, for use in the expansion and operation of its business and does not anticipate paying any cash dividends on its common stock in the foreseeable future.

The Company did not repurchase any of its common stock during the fiscal year ended May 31, 2008.

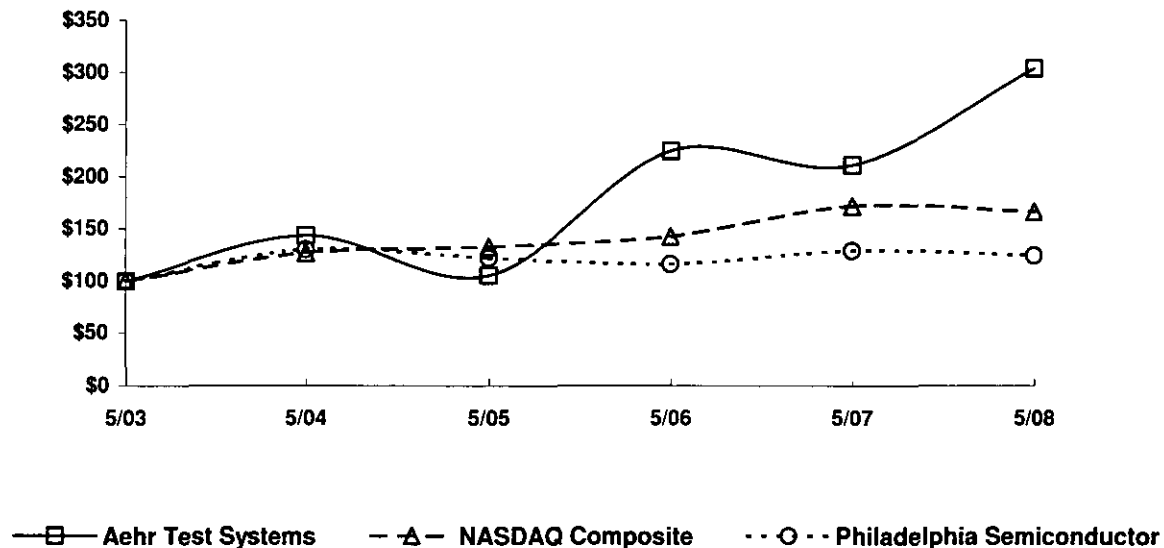
#### EQUITY COMPENSATION PLAN INFORMATION

The information required by this item is incorporated by reference to the information under the caption "Security Ownership of Certain Beneficial Owners and Management and Related Stockholder Matters" of the Proxy Statement and Part III, Item 12 of this Annual Report on Form 10-K.

**PERFORMANCE MEASUREMENT COMPARISON**

The following graph shows a comparison of total shareholder return for holders of the Company's common stock for the last five fiscal years ended May 31, 2008, compared with the NASDAQ Composite Index and the Philadelphia Semiconductor Index. The graph assumes that \$100 was invested in the Company's common stock, in the NASDAQ Composite Index and the Philadelphia Semiconductor Index on May 31, 2003, and that all dividends were reinvested. The Company believes that while total shareholder return can be an important indicator of corporate performance, the stock prices of semiconductor equipment companies like Aehr Test Systems are subject to a number of market-related factors other than company performance, such as competitive announcements, mergers and acquisitions in the industry, the general state of the economy, and the performance of other semiconductor equipment company stocks. Stock prices and shareholder returns over the indicated period should not be considered indicative of future stock prices or shareholder returns.

**COMPARISON OF 5 YEAR CUMULATIVE TOTAL RETURN\***  
 Among Aehr Test Systems, The NASDAQ Composite Index  
 And The Philadelphia Semiconductor Index



\* \$100 invested on 5/31/03 in stock or index-including reinvestment of dividends.  
 Fiscal year ending May 31.

**Item 6. Selected Consolidated Financial Data (in thousands except per share data):**

The selected consolidated financial data set forth below should be read in conjunction with “Management’s Discussion and Analysis of Financial Condition and Results of Operations” and the consolidated financial statements and related notes included elsewhere in this Form 10-K.

	Fiscal Year Ended May 31,				
	2008	2007	2006	2005	2004
<b>CONSOLIDATED STATEMENTS OF OPERATIONS:</b>					
Net sales.....	\$39,041	\$27,351	\$23,801	\$16,080	\$15,800
Cost of sales.....	19,072	13,438	13,165	11,817	10,092
Gross profit.....	19,969	13,913	10,636	4,263	5,708
<b>Operating expenses:</b>					
Selling, general and administrative.....	7,657	6,538	5,842	5,215	5,572
Research and development.....	6,501	6,324	4,339	4,023	4,645
Total operating expenses.....	14,158	12,862	10,181	9,238	10,217
Income (loss) from operations.....	5,811	1,051	455	(4,975)	(4,509)
Interest income.....	231	491	255	155	333
Other income (expense), net.....	(71)	961	79	86	293
Income (loss) before income tax expense (benefit).....	5,971	2,503	789	(4,734)	(3,883)
Income tax expense (benefit).....	(4,602)	75	(21)	136	76
Net income (loss).....	\$10,573	\$ 2,428	\$ 810	\$ (4,870)	\$ (3,959)
<b>Net income (loss) per share:</b>					
Basic.....	\$ 1.32	\$ 0.31	\$ 0.11	\$ (0.66)	\$ (0.55)
Diluted.....	\$ 1.24	\$ 0.30	\$ 0.11	\$ (0.66)	\$ (0.55)
<b>Shares used in per share calculations</b>					
Basic.....	8,013	7,751	7,515	7,420	7,248
Diluted.....	8,508	8,225	7,605	7,420	7,248

	May 31,				
	2008	2007	2006	2005	2004
<b>CONSOLIDATED BALANCE SHEETS:</b>					
Cash and cash equivalents.....	\$15,648	\$ 6,564	\$ 9,405	\$ 4,952	\$ 4,041
Working capital.....	33,362	20,370	17,323	15,342	18,944
Total assets.....	45,199	28,675	24,893	21,469	26,812
Long-term obligations, less current portion...	566	185	264	332	333
Total shareholders' equity.....	37,772	22,668	18,817	17,452	22,204

## Item 7. Management's Discussion and Analysis of Financial Condition and Results of Operations

The following discussion and analysis of the financial condition and results of operations of the Company should be read in conjunction with "Selected Consolidated Financial Data" and our consolidated financial statements and related notes included elsewhere in this Annual Report on Form 10-K.

This Management's Discussion and Analysis section and other parts of this Annual Report on Form 10-K contain forward-looking statements that involve risks and uncertainties, as well as assumptions that, if they never materialize or prove incorrect, could cause the results of the Company to differ materially from those expressed or implied by such forward-looking statements. These statements typically may be identified by the use of forward-looking words or phrases such as "believe," "expect," "intend," "anticipate," "should," "planned," "estimated," and "potential," among others. All forward-looking statements included in this document are based on our current expectations, and we assume no obligation to update any such forward-looking statements. All statements other than statements of historical fact are statements that could be deemed forward-looking statements, including any projections of earnings, revenues or other financial items; any statements of the plans, strategies and objectives of management for future operations; any statements concerning proposed new products, services or developments; any statements regarding future economic conditions or performance; any statements of belief; and any statement of assumptions underlying any of the foregoing. We note that a variety of factors could cause actual results and experience to differ materially from the anticipated results or other expectations expressed in such forward-looking statements. The risks, uncertainties and assumptions referred to above include, but are not limited to, the risks identified on Page 9, entitled "Risk Factors," as well as those described from time to time in the Company's Securities and Exchange Commission reports, including but not limited to this Annual Report on Form 10-K for the fiscal year ended May 31, 2008 and subsequently filed reports.



## OVERVIEW

The Company was founded in 1977 to develop and manufacture burn-in and test equipment for the semiconductor industry. Since its inception, the Company has sold more than 2,500 systems to semiconductor manufacturers, semiconductor contract assemblers and burn-in and test service companies worldwide. The Company's principal products currently are the MAX burn-in system, the Advanced Burn-in and Test System, the FOX full wafer contact parallel test and burn-in system and the MTX massively parallel test system, the DiePak carrier and test fixtures.

The Company's net sales consist primarily of sales of systems, test fixtures, die carriers, upgrades and spare parts and revenues from service contracts. The Company's selling arrangements may include contractual customer acceptance provisions and installation of the product occurs after shipment and transfer of title.

In accordance with the provisions of Staff Accounting Bulletin ("SAB") No. 104, Revenue Recognition, corrected copy, the Company recognizes revenue upon the shipment of products or the performance of services when: (1) persuasive evidence of the arrangement exists; (2) services have been rendered; (3) the price is fixed or determinable; and (4) collectibility is reasonably assured. The Company defers recognition of revenue for any amounts subject to acceptance until such acceptance occurs. The amount of revenue deferred is the greater of the fair value of the undelivered element or the contractually agreed to amounts. When multiple elements or deliverables exist, the Company allocates the purchase price based on vendor specific objective evidence or third-party evidence of fair value and defers revenue recognition on the undelivered portions or elements. Historically, these multiple deliverables have included items such as extended support provisions, training to be supplied after delivery of the systems, and test programs specific to customers' routine applications. The test programs can be written either by the customer, other firms or by the Company. The amount of revenue deferred in connection with an undelivered element is the greater of the fair value of the undelivered element or the contractually agreed to amount. Sales tax collected from customers is not included in revenue but rather recorded as a liability due to the respective taxing authorities.

Royalty-based revenue related to licensing income from performance test boards and burn-in boards is recognized upon the earlier of the receipt by the Company of the licensee's report related to its usage of the licensed intellectual property or upon payment by the licensee. This revenue is recorded in net sales. Provisions for the estimated future cost of warranty and installation are recorded at the time the products are shipped.

Approximately 49.3%, 49.1% and 1.6% of our net sales for fiscal 2008 were denominated in U.S. Dollars, Japanese Yen and Euros, respectively. Although a large percentage of net sales to European customers is denominated in U.S. Dollars, substantially all sales to Japanese customers are denominated in Yen. Because a substantial portion of our net sales is from sales of products for delivery outside the United States, an increase in the value of the U.S. Dollar relative to foreign currencies would increase the cost of our products compared to products sold by local companies in such markets. In addition, since the price is determined at the time a purchase order is accepted, we are exposed to the risks of fluctuations in the U.S. Dollar exchange rate during the lengthy period from the date a purchase order is received until payment is made. This exchange rate risk is partially offset to the extent our foreign operations incur expenses in the local currency. To date, we have not invested in instruments designed to hedge currency risks. Our operating results could be adversely affected by fluctuations in the value of the U.S. Dollar relative to other currencies.

The Company's terms of sales with distributors are generally FOB shipping point with payment due within 60 days. The only right of return is if the equipment does not meet the published specifications. All products go through in-house testing and verification of specifications before shipment. Apart from warranty reserves, credits issued have not been material as a percentage of net sales. The Company's distributors do not generally carry inventories of our products. Instead, the distributors place orders with the Company at or about the time they receive orders from their customers. The Company's shipment terms to our distributors do not provide for credits or rights of return. Because the Company's distributors do not generally carry inventories of our products, they do not have rights to price protection or to return products. At the time the Company ships products to the distributors, the price is fixed. Subsequent to the issuance of the invoice, there are no discounts or special terms. Paragraph 6 of Statement of Financial Accounting Standards ("SFAS") No. 48, "Revenue Recognition When Right of Return Exists", is not applicable because the Company does not give the buyer the right to return the product or to receive future price concessions. The Company's arrangements do not include vendor consideration as described in Emerging Issues Task Force No. 01-09, "Accounting for Consideration Given by a Vendor to a Customer (Including a Reseller of the Vendor's Products)."

In accordance with SFAS No. 86, "Accounting for the Costs of Computer Software to be Sold, Leased, or Otherwise Marketed", the Company capitalizes its systems software development costs incurred after a system achieves technological feasibility and before first commercial shipment. Such costs typically represent a small portion of total research and development costs. No system software development costs were capitalized or amortized in fiscal 2008, 2007 or 2006.

## CRITICAL ACCOUNTING POLICIES AND ESTIMATES

The Company's discussion and analysis of its financial condition and results of operations are based upon the Company's consolidated financial statements, which have been prepared in accordance with accounting principles generally accepted in the United States of America. The preparation of these consolidated financial statements requires the Company to make estimates and judgments that affect the reported amounts of assets, liabilities, revenues and expenses, and related disclosure of contingent assets and liabilities. On an ongoing basis, the Company evaluates its estimates, including those related to customer programs and incentives, product returns, bad debts, inventories, investments, intangible assets, income taxes, financing operations, warranty obligations, long-term service contracts, and contingencies and litigation. The Company bases its estimates on historical experience and on various other assumptions that are believed to be reasonable under the circumstances, the results of which form the basis for making judgments about the carrying values of assets and liabilities that are not readily apparent from other sources. Actual results may differ from these estimates under different assumptions or conditions.

The Company believes the following critical accounting policies affect its more significant judgments and estimates used in the preparation of its consolidated financial statements.

### REVENUE RECOGNITION

The Company's selling arrangements may include contractual customer acceptance provisions. Installation of products occur after shipment and transfer of title. The Company recognizes revenue in accordance with SAB No. 104, Revenue Recognition, corrected copy, which requires revenue to be recognized upon the shipment of products or the performance of services when: (1) persuasive evidence of the arrangement exists; (2) services have been rendered; (3) the price is fixed or determinable; and (4) collectibility is reasonably assured. The Company defers recognition of revenue for any amounts subject to acceptance until such acceptance occurs. When multiple elements exist, the Company allocates the purchase price based on vendor specific objective evidence or third-party evidence of fair value and defers revenue recognition on the undelivered portion. Historically, these multiple deliverables have included items such as extended support provisions, training to be supplied after delivery of the systems, and test programs specific to customers' routine applications. The test programs can be written either by the customer, other firms, or the Company. The amount of revenue deferred is the greater of the fair value of the undelivered element or the contractually agreed to amounts. Royalty-based revenue related to licensing income is recognized upon the earlier of the receipt by the Company of the licensee's report related to its usage of the licensed intellectual property or upon payment by the licensee. This revenue is recorded in net sales. Provisions for the estimated future cost of warranty is recorded at the time the products are shipped. Sales tax collected from customers is not included in revenue but rather recorded as a liability due to the respective taxing authorities.

### WARRANTY OBLIGATIONS

The Company provides and records the estimated cost of product warranties at the time products are shipped. While the Company engages in extensive product quality programs and processes, including actively monitoring and evaluating the quality of its component suppliers, the Company's warranty obligation is affected by product failure rates, material usage and service delivery costs incurred in correcting a product failure. The Company's estimate of warranty reserve is based on management assessment of future warranty obligations and on historical warranty obligations. Should actual product failure rates, material usage or service delivery costs differ from the Company's estimates, revisions to the estimated warranty liability would be required, which could affect how the Company accounts for expenses.

### INVENTORY OBSOLESCENCE

In each of the last three fiscal years, the Company has written down its inventory for estimated obsolescence or unmarketable inventory by an amount equal to the difference between the cost of inventory and the estimated market value based upon assumptions about future demand and market conditions. If future market conditions are less favorable than those projected by management, additional inventory write-downs may be required.

### INVESTMENT IMPAIRMENT

The Company records an investment impairment charge when it believes an investment has experienced a decline in value that is other than temporary. The Company has recorded investment impairments when it believed that the investment had experienced a decline in value that was other than temporary. Future adverse changes in market conditions or poor operating results of underlying investments could result in losses or an inability to recover the carrying value of the investments that may not be reflected in an investment's current carrying value, thereby possibly requiring an impairment charge in the future.

## INCOME TAXES

We account for income taxes in accordance with SFAS No. 109, "Accounting for Income Taxes." This statement prescribes the use of the liability method whereby deferred tax assets and liabilities are determined based on differences between financial reporting and tax bases of assets and liabilities and are measured using the enacted tax rates and laws that will be in effect when the differences are expected to reverse. Valuation allowances are established when necessary to reduce deferred tax assets to amounts expected to be realized.

In June 2006, the Financial Accounting Standards Board ("FASB") issued Interpretation No. 48, "Accounting for Uncertainty in Income Taxes – an interpretation of FASB Statement No. 109" ("FIN No. 48"). FIN No. 48 clarifies the accounting for uncertainty in income taxes recognized in the Company's financial statements in accordance with FASB Statement No. 109, "Accounting for Income Taxes." FIN No. 48 prescribes a recognition threshold and measurement attribute for the financial statement recognition and measurement of a tax position taken or expected to be taken in a tax return. FIN No. 48 also provides guidance on derecognition, classification, interest and penalties, accounting in interim periods, disclosure, and transition. The evaluation of a tax position in accordance with FIN No. 48 is a two-step process. The first step is recognition: the Company determines whether it is "more-likely-than-not" that a tax position will be sustained upon examination, including resolution of any related appeals or litigation processes, based on the technical merits of the position. In evaluating whether a tax position has met the "more-likely-than-not" recognition threshold, the Company presumes that the position will be examined by the appropriate taxing authority that would have full knowledge of all relevant information. The second step is measurement: a tax position that meets the "more-likely-than-not" recognition threshold is measured to determine the amount of benefit to recognize in the financial statements. The tax position is measured at the largest amount of benefit that is greater than 50 percent likely to be realized upon ultimate settlement. FIN No. 48 is effective for fiscal years beginning after December 15, 2006.

On June 1, 2007, the Company adopted the provisions of FIN No. 48. The cumulative effect of adopting FIN No. 48 was a \$127,000 decrease to accumulated deficit and a decrease to income tax liability. In accordance with the Company's accounting policy, it recognizes interest and penalties related to unrecognized tax benefits as a component of income taxes.

## STOCK-BASED COMPENSATION EXPENSE

On June 1, 2006, the Company began accounting for stock options and employee stock purchase plan ("ESPP") shares under the provisions of SFAS No. 123 (revised 2004), "Share-Based Payment," ("SFAS No. 123(R)"), which requires companies to estimate the fair value of share-based payment awards on the date of grant using an option-pricing model. The value of the portion of the award that is ultimately expected to vest is recognized as expense over the requisite service periods in the Company's consolidated statements of operations. In March 2005, the SEC issued SAB No. 107 ("SAB No. 107") relating to SFAS No. 123(R). The Company has applied the provision of SAB No. 107 in our adoption of SFAS No. 123(R). The Company adopted SFAS No. 123(R) using the modified prospective transition method, which requires the application of the accounting standard as of June 1, 2006, the first day of the Company's fiscal year 2007. Accordingly, stock-based compensation expense for all stock-based compensation awards granted after June 1, 2006 is measured at grant date, based on the fair value of the award which is computed using the Black-Scholes option valuation model, and is recognized as expense over the requisite service period for the employee. This methodology requires the use of subjective assumptions in implementing SFAS No. 123(R), including expected stock price volatility and estimated life of each award.

Prior to the implementation of SFAS No. 123(R), the Company accounted for stock options and ESPP shares under the provisions of Accounting Principles Board Opinion No. 25 ("APB No. 25"), "Accounting for Stock Issued to Employees," and related interpretations, and provided pro forma disclosures as required by SFAS No. 148, "Accounting for Stock-Based Compensation – Transition and Disclosure – an amendment of FASB Statement No. 123," which amended SFAS No. 123, "Accounting for Stock-Based Compensation." The Company elected to adopt the modified prospective transition method as provided by SFAS No. 123(R). Accordingly, during the fiscal year 2008 and 2007, the Company recorded stock compensation cost totaling the amount that would have been recognized had the fair value method been applied since the effective date of SFAS No. 123. We did not restate previously reported amounts.

## RESULTS OF OPERATIONS

The following table sets forth statements of income data as a percentage of net sales for the periods indicated.

	Year Ended May 31,		
	2008	2007	2006
Net sales .....	100.0 %	100.0 %	100.0 %
Cost of sales .....	48.9	49.1	55.3
Gross profit .....	51.1	50.9	44.7
Operating expenses:			
Selling, general and administrative.....	19.6	23.9	24.5
Research and development.....	16.7	23.1	18.2
Total operating expenses.....	36.3	47.0	42.7
Income from operations.....	14.8	3.9	2.0
Interest income.....	0.6	1.8	1.0
Other income (expense), net.....	(0.2)	3.5	0.3
Income before income tax expense (benefit).....	15.2	9.2	3.3
Income tax expense (benefit).....	(11.9)	0.3	(0.1)
Net income.....	27.1 %	8.9 %	3.4 %

### FISCAL YEAR ENDED MAY 31, 2008 COMPARED TO FISCAL YEAR ENDED MAY 31, 2007

**NET SALES.** Net sales consist primarily of sales of systems, test fixtures, die carriers, upgrades and spare parts and revenues from service contracts. Net sales increased to \$39.0 million in the fiscal year ended May 31, 2008 from \$27.4 million in the fiscal year ended May 31, 2007, an increase of 42.7%. The increase in net sales in fiscal 2008 resulted primarily from an increase in net sales of the Company's wafer/die level products, partially offset by decreases in sales of the Company's MAX products and MTX monitored burn-in products. Net sales of the Company's wafer/die level products in fiscal 2008 were \$33.9 million, and increased approximately \$21.9 million from fiscal 2007. Net sales of the Company's MAX products in fiscal 2008 were \$4.5 million, and decreased approximately \$7.7 million from fiscal 2007. Net sales of the Company's MTX monitored burn-in products in fiscal 2008 were \$0.6 million, and decreased approximately \$2.5 million from fiscal 2007. The Company expects the Company's net sales in the first quarter of fiscal 2009 will be higher than those in the same quarter of fiscal 2008.

**GROSS PROFIT.** Gross profit consists of net sales less cost of sales. Cost of sales consists primarily of the cost of materials, assembly and test costs, and overhead from operations. Gross profit increased to \$20.0 million in the fiscal year ended May 31, 2008 from \$13.9 million in the fiscal year ended May 31, 2007, an increase of 43.5%. Gross profit margin increased slightly to 51.1% in the fiscal year ended May 31, 2008 from 50.9% in the fiscal year ended May 31, 2007.

**SELLING, GENERAL AND ADMINISTRATIVE.** Selling, general and administrative ("SG&A") expenses consist primarily of salaries and related costs of employees, customer support costs, commission expenses to independent sales representatives, product promotion and other professional services. SG&A expenses increased to \$7.7 million in the fiscal year ended May 31, 2008 from \$6.5 million in the fiscal year ended May 31, 2007, an increase of 17.1%. The increase in SG&A expenses was primarily attributable to increases in employment related expenses of approximately \$472,000, product support expenses of approximately \$168,000 and outside service expenses of approximately \$154,000, as the Company added support resources to address the expected growth in our business. As a percentage of net sales, SG&A expenses decreased to 19.6% in the fiscal year ended May 31, 2008 from 23.9% in the fiscal year ended May 31, 2007, resulting from higher net sales.

**RESEARCH AND DEVELOPMENT.** Research and development (“R&D”) expenses consist primarily of salaries and related costs of employees engaged in ongoing research, design and development activities, costs of engineering materials and supplies, and professional consulting expenses. R&D expenses increased to \$6.5 million in the fiscal year ended May 31, 2008 from \$6.3 million in the fiscal year ended May 31, 2007, an increase of 2.8%. The increase in R&D expenses was primarily due to an increase in employment related expenses of approximately \$670,000, partially offset by a decrease in project material expenses of approximately \$493,000. As a percentage of net sales, R&D expenses decreased to 16.7% in the fiscal year ended May 31, 2008 from 23.1% in the fiscal year ended May 31, 2007, resulting from higher net sales.

**INTEREST INCOME.** Interest income decreased to \$231,000 in the fiscal year ended May 31, 2008 from \$491,000 in the fiscal year ended May 31, 2007, a decrease of 53.0%. The decrease was primarily related to lower average invested balances in fiscal 2008.

**OTHER INCOME (EXPENSE), NET.** Other income (expense), net decreased to (\$71,000) in the fiscal year ended May 31, 2008 from \$961,000 in the fiscal year ended May 31, 2007. The decrease in other income (expense), net was primarily due to the receipt of an earn-out payment in fiscal 2007 for a portion of the Company’s investment in ESA Electronics Pte Ltd., a Singapore company. No such earn-out payment was received in fiscal 2008.

**INCOME TAX EXPENSE (BENEFIT).** Income tax benefit was \$4.6 million in the fiscal year ended May 31, 2008, compared with income tax expense of \$75,000 in the fiscal year ended May 31, 2007. The income tax benefit in the fiscal year ended May 31, 2008 was primarily related to the reversal of a portion of the valuation allowance against the Company’s deferred tax assets, following a determination by management that certain deferred tax assets are more likely than not to be realizable in the future. The income tax expense in the fiscal year ended May 31, 2007 was primarily attributable to alternative minimum tax requirements on the Company’s U.S. operations. The Company’s U.S. operations and its Japanese subsidiary have experienced significant cumulative losses and thus generated certain net operating losses available to offset future taxes payable in the U.S. and Japan. Primarily as a result of the cumulative operating losses in the Company’s U.S. operations and its Japanese subsidiary, a valuation allowance was established for a portion of its net deferred tax assets for both its U.S. operations and its Japanese subsidiary.

#### FISCAL YEAR ENDED MAY 31, 2007 COMPARED TO FISCAL YEAR ENDED MAY 31, 2006

**NET SALES.** Net sales increased to \$27.4 million in the fiscal year ended May 31, 2007 from \$23.8 million in the fiscal year ended May 31, 2006, an increase of 14.9%. The increase in net sales in fiscal 2007 resulted primarily from an increase in net sales of the Company’s wafer/die level products, partially offset by a decrease in sales of the Company’s MTX products and MAX monitored burn-in products. Net sales of the Company’s wafer/die level products in fiscal 2007 were \$12.0 million, and increased approximately \$11.1 million from fiscal 2006. Net sales of the Company’s MTX products in fiscal 2007 were \$3.1 million, and decreased approximately \$4.2 million from fiscal 2006. Net sales of the Company’s MAX monitored burn-in products in fiscal 2007 were \$12.2 million, and decreased approximately \$3.4 million from fiscal 2006.

**GROSS PROFIT.** Gross profit increased to \$13.9 million in the fiscal year ended May 31, 2007 from \$10.6 million in the fiscal year ended May 31, 2006, an increase of 30.8%. Gross profit margin increased to 50.9% in the fiscal year ended May 31, 2007 from 44.7% in the fiscal year ended May 31, 2006. The increase in gross profit margin was primarily the result of the fact that FOX products, with somewhat higher margins, represented a higher proportion of net sales. Additionally, to a lesser extent, gross profit margin improved due to manufacturing efficiencies resulting from increased production levels.

**SELLING, GENERAL AND ADMINISTRATIVE.** SG&A expenses increased to \$6.5 million in the fiscal year ended May 31, 2007 from \$5.8 million in the fiscal year ended May 31, 2006, an increase of 11.9%. The increase in SG&A expenses was primarily due to stock compensation expenses of approximately \$386,000 from the adoption of SFAS No.123(R). As a percentage of net sales, SG&A expenses decreased slightly to 23.9% in the fiscal year ended May 31, 2007 from 24.5% in the fiscal year ended May 31, 2006.

**RESEARCH AND DEVELOPMENT.** R&D expenses increased to \$6.3 million in the fiscal year ended May 31, 2007 from \$4.3 million in the fiscal year ended May 31, 2006, an increase of 45.7%. The increase in R&D expenses was primarily due to increases in project material expenses of \$906,000, project related professional service expenses of \$344,000 and stock compensation expenses of approximately \$256,000. As a percentage of net sales, R&D expenses increased to 23.1% in the fiscal year ended May 31, 2007 from 18.2% in the fiscal year ended May 31, 2006, reflecting the previously detailed expense increases.

**INTEREST INCOME.** Interest income increased to \$491,000 in the fiscal year ended May 31, 2007 from \$255,000 in the fiscal year ended May 31, 2006, an increase of 92.5%. The increase was primarily related to higher average invested balances in fiscal 2007.

**OTHER INCOME (EXPENSE), NET.** Other income, net increased to \$961,000 in the fiscal year ended May 31, 2007 from \$79,000 in the fiscal year ended May 31, 2006. The increase in other income, net was primarily due to the recognition of an earn-out payment of \$644,000 included in the consideration received on the 2003 sale of a portion of the Company's ownership in ESA Electronics, a Singapore company.

**INCOME TAX EXPENSE (BENEFIT).** Income tax expense was \$75,000 in the fiscal year ended May 31, 2007, compared with income tax benefit of \$21,000 in the fiscal year ended May 31, 2006. The income tax expense in the fiscal year ended May 31, 2007 was primarily attributable to alternative minimum tax requirements on the Company's U.S. operations. The income tax benefit in the fiscal year ended May 31, 2006 was related to the tax benefit recorded by the Company as a result of losses incurred in the Company's German subsidiary. The Company's U.S. operations and its Japanese subsidiary had experienced significant cumulative losses and thus generated certain net operating losses available to offset future taxes payable in the U.S. and Japan. As a result of the cumulative operating losses in the Company's U.S. operations and its Japanese subsidiary, a valuation allowance was established for the full amount of its net deferred tax assets for both its U.S. operations and its Japanese subsidiary.

## LIQUIDITY AND CAPITAL RESOURCES

We consider cash and cash equivalents and short-term investments as liquid and available for use. As of May 31, 2008, the Company had \$15.6 million in cash, cash equivalents and short-term investments, compared to \$9.6 million as of May 31, 2007. This increase resulted primarily from significant collections at the end of the last quarter in fiscal 2008. The Company liquidated its holdings of short-term investments at the end of fiscal 2008 compared with the balance of \$3.0 million at the end of fiscal 2007.

Net cash provided by operating activities was \$3.6 million for the fiscal year ended May 31, 2008 and net cash used in operating activities was \$1.1 million for the fiscal year ended May 31, 2007. For the fiscal year ended May 31, 2008, net cash provided by operating activities was primarily due to net income of \$10.6 million and an increase in accrued expenses and deferred revenue of \$1.2 million, partially offset by an increase of \$4.9 million in deferred income taxes and \$4.5 million increase in accounts receivable. The increase in accounts receivable was primarily due to an increased volume of billing related to the FOX-1 business, as well as an increase in the proportion of receivables in Japan, which typically have longer payment terms. The increase in accrued expenses and deferred revenue was due primarily to increased customer advances, warranty and general expense accruals. For the fiscal year ended May 31, 2007, net cash used in operating activities was primarily due to an increase in inventories of \$2.5 million, an increase in accounts receivable of \$2.1 million and a decrease in accrued expenses and deferred revenue of \$1.4 million, partially offset by net income of \$2.4 million, an increase in accounts payable of \$1.4 million and stock compensation expenses of \$700,000. Inventories increased due to the ramp in production resulting from the strong growth in FOX-1 backlog. The increase in accounts receivable was primarily a matter of timing, as many of the Company's shipments were made closer to the end of fiscal 2007. Accrued expenses and deferred revenue decreased primarily due to revenue recognized from deferrals made in prior periods which were earned in fiscal 2007. Accounts payable increased primarily due to higher inventory purchases as a result of the higher production levels of FOX products.

Net cash provided by investing activities was \$1.9 million for the fiscal year ended May 31, 2008. Net cash used in investing activities was \$2.5 million for the fiscal year ended May 31, 2007. Net cash provided by investing activities during the fiscal year ended May 31, 2008 was primarily attributable to \$3.5 million in net proceeds from sales and maturities of investments, partially offset by \$1.1 million in purchase of property and equipment. Net cash used in investing activities during the fiscal year ended May 31, 2007 was primarily due to \$14.2 million in purchase of investments, partially offset by \$12.8 million in net proceeds from sales and maturities of investments.

Financing activities provided cash of \$2.3 million in the fiscal year ended May 31, 2008 and \$766,000 in the fiscal year ended May 31, 2007. Net cash provided by financing activities during the fiscal years ended May 31, 2008 and 2007 was primarily due to proceeds from issuance of common stock and exercise of stock options.

As of May 31, 2008, the Company had working capital of \$33.4 million. Working capital consists of cash and cash equivalents, short-term investments, accounts receivable, inventories and prepaid expenses and other current assets, less current liabilities.

The Company announced in August 1998 that its board of directors had authorized the repurchase of up to 1,000,000 shares of its outstanding common shares. The Company may repurchase the shares in the open market or in privately

negotiated transactions, from time to time, subject to market conditions. The number of shares of common stock actually acquired by the Company will depend on subsequent developments and corporate needs, and the repurchase program may be interrupted or discontinued at any time. Any such repurchase of shares, if consummated, may use a portion of the Company's working capital. As of May 31, 2006, the Company had repurchased 523,700 shares at an average price of \$3.95. Shares repurchased by the Company are cancelled. During fiscal 2008, 2007 and 2006, the Company did not repurchase any of its outstanding common stock.

The Company leases most of its manufacturing and office space under operating leases. The Company entered into a non-cancelable operating lease agreement for its United States manufacturing and office facilities, which commenced in April 2008 and expires in June 2015. Under the lease agreement, the Company is responsible for payments of utilities, taxes and insurance.

From time to time, the Company evaluates potential acquisitions of businesses, products or technologies that complement the Company's business. Any such transactions, if consummated, may use a portion of the Company's working capital or require the issuance of equity. The Company has no present understandings, commitments or agreements with respect to any material acquisitions.

The Company anticipates that the existing cash balance together with cash provided by operations, if any, are adequate to meet its working capital and capital equipment requirements through fiscal year 2009. After fiscal year 2009, depending on its rate of growth and profitability, the Company may require additional equity or debt financing to meet its working capital requirements or capital equipment needs. There can be no assurance that additional financing will be available when required, or if available, that such financing can be obtained on terms satisfactory to the Company.

#### OFF-BALANCE SHEET FINANCING

The Company has not entered into any off-balance sheet financing arrangements and has not established any special purpose entities.

#### OVERVIEW OF CONTRACTUAL OBLIGATIONS

The following table provides a summary of such arrangements, or contractual obligations.

	Payments Due by Period (in thousands)				
	Total	Less than 1 year	1-3 years	3-5 years	5 years
Operating Leases.....	\$4,186	\$ 642	\$1,776	\$1,128	\$640
Purchases (1) .....	3,638	3,638	--	--	--
Total.....	\$7,824	\$4,280	\$1,776	\$1,128	\$640

(1) Shown above are the Company's binding purchase obligations. The large majority of the Company's purchase orders are cancelable by either party, which if canceled may result in a negotiation with the vendor to determine if there shall be any restocking or cancellation fees payable to the vendor.

In the normal course of business to facilitate sales of its products, the Company indemnifies other parties, including customers, with respect to certain matters. The Company has agreed to hold the other party harmless against losses arising from a breach of representations or covenants, or from intellectual property infringement or other claims. These agreements may limit the time period within which an indemnification claim can be made and the amount of the claim. In addition, the Company has entered into indemnification agreements with its officers and directors, and the Company's bylaws contain similar indemnification obligations to the Company's agents.

It is not possible to determine the maximum potential amount under these indemnification agreements due to the limited history of prior indemnification claims and the unique facts and circumstances involved in each particular agreement. To date, payments made by the Company under these agreements have not had a material impact on the Company's operating results, financial position or cash flows.

## RELATED PARTY TRANSACTIONS

The Company has entered into transactions with ESA Electronics Pte Ltd. (“ESA”) in which the Company owned a 12.5% interest at May 31, 2008, 2007 and 2006. ESA purchased goods from the Company for approximately \$7,000, \$15,000 and \$215,000 during fiscal 2008, 2007 and 2006, respectively. In addition, the Company purchased goods from ESA for approximately \$2,000, \$1,000 and \$77,000 in fiscal 2008, 2007 and 2006, respectively. At May 31, 2008 and 2007, the Company had no amounts payable to ESA. At May 31, 2008 and 2007, the Company had no amounts receivable from ESA.

Mario M. Rosati, one of the Company’s directors, is also a member of Wilson Sonsini Goodrich & Rosati, Professional Corporation, which has served as the Company’s outside corporate counsel and has received compensation at normal commercial rates for these services.

## RECENT ACCOUNTING PRONOUNCEMENTS

In September 2006, the FASB issued SFAS No. 157, “Fair Value Measurements” (“SFAS No. 157”), which defines fair value, establishes a framework for measuring fair value in accordance with generally accepted accounting principles, and expands disclosures about fair value measurements. SFAS No. 157 does not require any new fair value measurements; rather, it applies under other accounting pronouncements that require or permit fair value measurements. The provisions of SFAS No. 157 are to be applied prospectively as of the beginning of the fiscal year in which it is initially applied, with any transition adjustment recognized as a cumulative-effect adjustment to the opening balance of retained earnings. The provisions of SFAS No. 157 are effective for fiscal years beginning after November 15, 2007; therefore, the Company anticipates adopting SFAS No. 157 as of June 1, 2008. The Company is currently assessing the impact that the adoption of SFAS No. 157 may have on its consolidated financial statements.

In February 2007, the FASB issued SFAS No. 159, “The Fair Value Option for Financial Assets and Financial Liabilities – Including an amendment of FASB Statement No. 115” (“SFAS No. 159”). SFAS No. 159 provides companies with an option to report selected financial assets and liabilities at fair value. The objective of SFAS No. 159 is to reduce both complexity in accounting for financial instruments and the volatility in earnings caused by measuring related assets and liabilities differently. SFAS No. 159 is effective as of the beginning of an entity’s first fiscal year beginning after November 15, 2007. The Company is currently evaluating the potential impact, if any, that the adoption of SFAS No. 159 will have on its consolidated financial statements.

In December 2007, the FASB issued SFAS No. 160, “Noncontrolling Interests in Consolidated Financial Statements – an amendment of ARB No. 51” (“SFAS No. 160”). The objective of SFAS No. 160 is to improve the relevance, comparability, and transparency of the financial information that a company provides in its consolidated financial statements. SFAS No. 160 requires companies to clearly identify and present ownership interests in subsidiaries held by parties other than the company in the consolidated financial statements within the equity section but separate from the company’s equity. It also requires the amount of consolidated net income attributable to the parent and to the noncontrolling interest be clearly identified and presented on the face of the consolidated statement of income; changes in ownership interest be accounted for similarly, as equity transactions; and when a subsidiary is deconsolidated, any retained noncontrolling equity investment in the former subsidiary and the gain or loss on the deconsolidation of the subsidiary be measured at fair value. SFAS No. 160 is effective as of the beginning of an entity’s first fiscal year beginning after December 15, 2008. The Company is currently evaluating the impact, if any, that the adoption of SFAS No. 160 will have on its consolidated financial statements.

In December 2007, the FASB issued SFAS No. 141 (revised 2007), “Business Combinations” (“SFAS No. 141(R)”). The objective of SFAS No. 141(R) is to improve the relevance, representational faithfulness, and comparability of the information that a company provides in its financial reports about a business combination and its effects. Under SFAS No. 141(R), a company is required to recognize the assets acquired, liabilities assumed, contractual contingencies, and contingent consideration measured at their fair value at the acquisition date. It further requires that research and development assets acquired in a business combination that have no alternative future use be measured at their acquisition-date fair value and then immediately charged to expense, and that acquisition-related costs are to be recognized separately from the acquisition and expensed as incurred. Among other changes, SFAS No. 141(R) also requires that “negative goodwill” be recognized in earnings as a gain attributable to the acquisition, and any deferred tax benefits resulted in a business combination are recognized in income from continuing operations in the period of the business combination. SFAS No. 141(R) is effective for fiscal years beginning after December 15, 2008. Early adoption is prohibited. SFAS No. 141(R) will only impact us if the Company is involved in a business combination.



In December 2007, the Securities and Exchange Commission ("SEC") issued Staff Accounting Bulletin ("SAB") No. 110, extending the use, under certain circumstances, of the simplified method for developing an estimate of the expected term of share options. The Company is currently evaluating the potential impact of this issuance.

In March 2008, the FASB issued SFAS No. 161, "Disclosures about Derivative Instruments and Hedging Activities – an amendment of FASB Statement No. 133" ("SFAS No. 161"). SFAS No. 161 requires companies with derivative instruments to disclose information that should enable financial statement users to understand how and why a company uses derivative instruments, how derivative instruments and related hedged items are accounted for under SFAS No. 133 "Accounting for Derivative Instruments and Hedging Activities" and how derivative instruments and related hedged items affect a company's financial position, financial performance and cash flows. SFAS No. 161 is effective for financial statements issued for fiscal years and interim periods beginning after November 15, 2008. The Company is currently evaluating the impact, if any, that the adoption of SFAS No. 161 will have on its consolidated financial statements.

In May 2008, the FASB issued SFAS No. 162, "The Hierarchy of Generally Accepted Accounting Principles" ("SFAS No. 162"). SFAS No. 162 is intended to improve financial reporting by identifying a consistent framework, or hierarchy, for selecting accounting principles to be used in preparing financial statements that are presented in conformity with generally accepted accounting principles for nongovernmental entities. SFAS No. 162 is effective 60 days following the SEC's approval of the Public Company Accounting Oversight Board amendments to AU Section 411, "The Meaning of Present Fairly in Conformity with Generally Accepted Accounting Principles." The Company does not expect that the adoption of SFAS No. 162 will have a material impact on its consolidated financial statements.

#### **Item 7A. Quantitative and Qualitative Disclosures about Market Risk**

The Company considered the provisions of Financial Reporting Release No. 48 "Disclosures of Accounting Policies for Derivative Financial Instruments and Derivative Commodity Instruments, and Disclosures of Quantitative and Qualitative Information about Market Risk Inherent in Derivative Commodity Instruments." The Company had no holdings of derivative financial or commodity instruments at May 31, 2008.

The Company is exposed to financial market risks, including changes in interest rates and foreign currency exchange rates. The Company invests excess cash in a managed portfolio of corporate and government bond instruments with maturities of 18 months or less. The Company does not use any financial instruments for speculative or trading purposes. Fluctuations in interest rates would not have a material effect on the Company's financial position, results of operations or cash flows.

A majority of the Company's revenue and capital spending is transacted in U.S. Dollars. The Company, however, enters into transactions in other currencies, primarily Japanese Yen. Substantially all sales to Japanese customers are denominated in Yen. Since the price is determined at the time a purchase order is accepted, the Company is exposed to the risks of fluctuations in the Yen-U.S. Dollar exchange rate during the lengthy period from purchase order to ultimate payment. This exchange rate risk is partially offset to the extent that the Company's Japanese subsidiary incurs expenses payable in Yen. To date, the Company has not invested in instruments designed to hedge currency risks. In addition, the Company's Japanese subsidiary typically carries debt or other obligations due to the Company that may be denominated in either Yen or U.S. Dollars. Since the Japanese subsidiary's financial statements are based in Yen and the Company's consolidated financial statements are based in U.S. Dollars, the Japanese subsidiary and the Company recognize foreign exchange gain or loss in any period in which the value of the Yen rises or falls in relation to the U.S. Dollar. A 10% decrease in the value of the Yen as compared with the U.S. Dollar would not be expected to result in a significant change in the Company's net income or loss.

**Item 8. Financial Statements and Supplementary Data**

INDEX

Consolidated Financial Statements of Aehr Test Systems

Report of Independent Registered Public Accounting Firm .....	31
Consolidated Balance Sheets at May 31, 2008 and 2007.....	32
Consolidated Statements of Income for the years ended May 31, 2008, 2007 and 2006.....	33
Consolidated Statements of Shareholders' Equity and Comprehensive Income for the years ended May 31, 2008, 2007 and 2006.....	34
Consolidated Statements of Cash Flows for the years ended May 31, 2008, 2007 and 2006.....	35
Notes to Consolidated Financial Statements.....	36
Selected Quarterly Consolidated Financial Data (Unaudited).....	54

Financial statement schedules not listed above are either omitted because they are not applicable or the required information is shown in the Consolidated Financial Statements or in the Notes thereto.

**REPORT OF  
INDEPENDENT REGISTERED PUBLIC ACCOUNTING FIRM**

To the Board of Directors and Shareholders of  
Aehr Test Systems

We have audited the accompanying consolidated balance sheets of Aehr Test Systems and its subsidiaries (the "Company") as of May 31, 2008 and 2007, and the related consolidated statements of income, shareholders' equity and comprehensive income, and cash flows for each of the three years in the period ended May 31, 2008. These consolidated financial statements are the responsibility of the Company's management. Our responsibility is to express an opinion on these consolidated financial statements based on our audits.

We conducted our audits in accordance with the standards of the Public Company Accounting Oversight Board (United States). Those standards require that we plan and perform the audit to obtain reasonable assurance about whether the financial statements are free of material misstatement. The Company is not required to have, nor have we been engaged to perform, an audit of the Company's internal control over financial reporting. Our audits included consideration of internal control over financial reporting as a basis for designing audit procedures that are appropriate in the circumstances, but not for the purpose of expressing an opinion on the effectiveness of the Company's internal control over financial reporting. Accordingly, we express no such opinion. An audit also includes examining, on a test basis, evidence supporting the amounts and disclosures in the financial statements, assessing the accounting principles used and significant estimates made by management, as well as evaluating the overall financial statement presentation. We believe that our audits provide a reasonable basis for our opinion.

In our opinion, the consolidated financial statements referred to above present fairly, in all material respects, the financial position of Aehr Test Systems and its subsidiaries as of May 31, 2008 and 2007, and the results of their operations and their cash flows for each of the three years in the period ended May 31, 2008 in conformity with accounting principles generally accepted in the United States of America.

As discussed in Note 1 and Note 8 to the consolidated financial statements, on June 1, 2007 the Company changed its method of accounting for uncertain tax positions as a result of adopting Financial Accounting Standards Board Interpretation No. 48 "Accounting for Uncertainty in Income Taxes – an interpretation of FASB Statement No. 109" and as discussed in Note 1 to the consolidated financial statements, on June 1, 2006 the Company changed its method of accounting for stock-based compensation as a result of adopting Statement of Financial Accounting Standards No. 123 (revised 2004), "Share-Based Payment" applying the modified prospective method.

/s/ Burr, Pilger & Mayer LLP

San Jose, California  
August 28, 2008

AEHR TEST SYSTEMS AND SUBSIDIARIES  
CONSOLIDATED BALANCE SHEETS  
(IN THOUSANDS, EXCEPT PER SHARE DATA)

	May 31,	
	2008	2007
<b>ASSETS</b>		
Current assets:		
Cash and cash equivalents .....	\$15,648	\$ 6,564
Short-term investments .....	--	2,987
Accounts receivable, net .....	10,927	6,614
Inventories .....	10,209	9,701
Deferred income taxes .....	3,043	--
Prepaid expenses and other .....	396	326
<b>Total current assets .....</b>	<b>40,223</b>	<b>26,192</b>
Property and equipment, net .....	2,278	1,689
Goodwill .....	274	274
Deferred income taxes .....	1,900	--
Other assets .....	524	520
<b>Total assets .....</b>	<b>\$45,199</b>	<b>\$28,675</b>
<b>LIABILITIES AND SHAREHOLDERS' EQUITY</b>		
Current liabilities:		
Accounts payable .....	\$ 2,981	\$ 2,517
Accrued expenses .....	3,694	2,927
Deferred revenue .....	186	378
<b>Total current liabilities .....</b>	<b>6,861</b>	<b>5,822</b>
Income tax payable .....	297	--
Deferred lease commitment .....	269	185
<b>Total liabilities .....</b>	<b>7,427</b>	<b>6,007</b>
Commitments and contingencies (Note 15)		
Shareholders' equity:		
Preferred stock, \$0.01 par value:		
Authorized: 10,000 shares;		
Issued and outstanding: none .....	--	--
Common stock, \$0.01 par value:		
Authorized: 75,000 shares;		
Issued and outstanding: 8,359 shares and 7,820		
shares at May 31, 2008 and 2007, respectively ..	84	78
Additional paid-in capital .....	42,796	39,552
Accumulated other comprehensive income .....	2,395	1,241
Accumulated deficit .....	(7,503)	(18,203)
<b>Total shareholders' equity .....</b>	<b>37,772</b>	<b>22,668</b>
<b>Total liabilities and shareholders' equity .....</b>	<b>\$45,199</b>	<b>\$28,675</b>

The accompanying notes are an integral part of these consolidated financial statements.

**AEHR TEST SYSTEMS AND SUBSIDIARIES**  
**CONSOLIDATED STATEMENTS OF INCOME**  
(IN THOUSANDS, EXCEPT PER SHARE DATA)

	Year Ended May 31,		
	2008	2007	2006
Net sales.....	\$39,041	\$27,351	\$23,801
Cost of sales.....	19,072	13,438	13,165
Gross profit.....	19,969	13,913	10,636
Operating expenses:			
Selling, general and administrative.....	7,657	6,538	5,842
Research and development.....	6,501	6,324	4,339
Total operating expenses.....	14,158	12,862	10,181
Income from operations.....	5,811	1,051	455
Interest income.....	231	491	255
Other income (expense), net.....	(71)	961	79
Income before income tax expense (benefit)....	5,971	2,503	789
Income tax expense (benefit).....	(4,602)	75	(21)
Net income .....	\$10,573	\$ 2,428	\$ 810
	=====	=====	=====
Net income per share - basic .....	\$ 1.32	\$ 0.31	\$ 0.11
Shares used in per share calculation - basic .	8,013	7,751	7,515
Net income per share - diluted .....	\$ 1.24	\$ 0.30	\$ 0.11
Shares used in per share calculation - diluted	8,508	8,225	7,605

The accompanying notes are an integral part of these consolidated financial statements.

AEHR TEST SYSTEMS AND SUBSIDIARIES  
CONSOLIDATED STATEMENTS OF SHAREHOLDERS' EQUITY  
AND COMPREHENSIVE INCOME  
(IN THOUSANDS)

	Common Stock		Additional Paid-in Capital	Accumulated Other Comprehensive Income		Accumulated Deficit	Total
	Shares	Amount		Unrealized Investment Gain(Loss)	Cumulative Translation Adjustment		
Balances, May 31, 2005	7,482	\$75	\$37,568	\$ (12)	\$1,262	\$ (21,441)	\$17,452
Issuance of common stock under employee plans.....	148	1	513	--	--	--	514
Net income.....	--	--	--	--	--	810	810
Net unrealized gain on investments.....	--	--	--	10	--	--	10
Foreign currency translation adjustment....	--	--	--	--	31	--	31
Comprehensive income.....							851
Balances, May 31, 2006	7,630	76	38,081	(2)	1,293	(20,631)	18,817
Issuance of common stock under employee plans.....	190	2	764	--	--	--	766
Stock-based compensation....	--	--	707	--	--	--	707
Net income.....	--	--	--	--	--	2,428	2,428
Net unrealized gain on investments.....	--	--	--	1	--	--	1
Foreign currency translation adjustment....	--	--	--	--	(51)	--	(51)
Comprehensive income.....							2,378
Balances, May 31, 2007	7,820	78	39,552	(1)	1,242	(18,203)	22,668
Issuance of common stock under employee plans.....	539	6	2,337	--	--	--	2,343
Stock-based compensation....	--	--	907	--	--	--	907
FIN 48 adjustment.....	--	--	--	--	--	127	127
Net income.....	--	--	--	--	--	10,573	10,573
Net unrealized gain on investments.....	--	--	--	1	--	--	1
Foreign currency translation adjustment....	--	--	--	--	1,153	--	1,153
Comprehensive income.....							11,727
Balances, May 31, 2008	8,359	\$84	\$42,796	\$ 0	\$2,395	\$ (7,503)	\$37,772

The accompanying notes are an integral part of these consolidated financial statements.

**AEHR TEST SYSTEMS AND SUBSIDIARIES**  
**CONSOLIDATED STATEMENTS OF CASH FLOWS**  
**(IN THOUSANDS)**

	Year Ended May 31,		
	2008	2007	2006
<b>Cash flows from operating activities:</b>			
Net income .....	\$10,573	\$ 2,428	\$ 810
Adjustments to reconcile net income to net cash provided by (used in) operating activities:			
Stock-based compensation expense.....	891	700	--
Provision for doubtful accounts.....	96	17	(10)
Loss on disposal of property and equipment...	3	41	83
Depreciation and amortization.....	474	323	340
Deferred income taxes.....	(4,943)	--	--
Changes in operating assets and liabilities:			
Accounts receivable.....	(4,451)	(2,087)	(2,019)
Inventories.....	(492)	(2,454)	(37)
Deferred lease commitment .....	9	(74)	(68)
Accounts payable.....	464	1,386	25
Income tax payable.....	(119)	--	--
Accrued expenses and deferred revenue.....	1,193	(1,425)	2,146
Prepaid expenses and other.....	(74)	31	227
	3,624	(1,114)	1,497
<b>Cash flows from investing activities:</b>			
Purchase of investments.....	(500)	(14,206)	(11,900)
Proceeds from sales and maturity of investments.....	3,488	12,820	14,532
Purchase of property and equipment .....	(1,056)	(1,103)	(149)
	1,932	(2,489)	2,483
<b>Cash flows from financing activities:</b>			
Proceeds from issuance of common stock and exercise of stock options.....	2,343	766	514
	2,343	766	514
<b>Effect of exchange rates on cash and cash equivalents.....</b>	1,185	(4)	(41)
	9,084	(2,841)	4,453
Cash and cash equivalents, beginning of year.....	6,564	9,405	4,952
Cash and cash equivalents, end of year.....	\$15,648	\$ 6,564	\$ 9,405
<b>Supplemental cash flow information:</b>			
Cash paid during the year for:			
Income taxes .....	\$126	\$30	\$6

The accompanying notes are an integral part of these consolidated financial statements.

**AEHR TEST SYSTEMS AND SUBSIDIARIES  
NOTES TO CONSOLIDATED FINANCIAL STATEMENTS**

**1. ORGANIZATION AND SUMMARY OF SIGNIFICANT ACCOUNTING POLICIES:**

**BUSINESS:**

Aehr Test Systems (the "Company") was incorporated in California in May 1977 and primarily designs, engineers and manufactures test and burn-in equipment used in the semiconductor industry. The Company's principal products are the FOX full wafer contact system, the MAX burn-in system, the MTX massively parallel test system, the DiePak carrier and test fixtures.

**LIQUIDITY:**

Since our inception, the Company has incurred substantial cumulative losses and negative cash flows from operations. However, the Company anticipates that the existing cash balance together with cash provided by operations are adequate to meet its working capital and capital equipment requirements through fiscal year 2009. After fiscal year 2009, depending on its rate of growth and profitability, the Company may require additional equity or debt financing to meet its working capital requirements or capital equipment needs. There can be no assurance that additional financing will be available when required, or if available, that such financing can be obtained on terms satisfactory to the Company.

**CONSOLIDATION AND EQUITY INVESTMENTS:**

The consolidated financial statements include the accounts of the Company and both its wholly-owned and majority-owned foreign subsidiaries. Intercompany accounts and transactions have been eliminated. Equity investments in which the Company holds an equity interest less than 20 percent and over which the Company does not have significant influence are accounted for using the cost method.

**FOREIGN CURRENCY TRANSLATION AND TRANSACTIONS:**

Assets and liabilities of the Company's foreign subsidiaries and branch office are translated into U.S. Dollars from Japanese Yen, Euros and New Taiwan Dollars using the exchange rate in effect at the balance sheet date. Additionally, their revenues and expenses are translated using exchange rates approximating average rates prevailing during the fiscal year. Translation adjustments that arise from translating their financial statements from their local currencies to U.S. dollars are accumulated and reflected as a separate component of shareholders' equity.

Transaction gains and losses that arise from exchange rate changes denominated in currencies other than the local currency are included in the statements of operations as incurred. See Note 12 for the detail of foreign exchange transaction gains (losses) for all periods presented.

**USE OF ESTIMATES:**

The preparation of financial statements in conformity with accounting principles generally accepted in the United States of America requires management to make estimates and assumptions that affect the reported amounts of assets and liabilities, and disclosure of contingent assets and liabilities at the date of the financial statements, and the reported amounts of revenues and expenses during the reporting period. Actual results could differ from those estimates.

**CASH EQUIVALENTS AND INVESTMENTS:**

Cash equivalents consist of money market instruments, commercial paper and other highly liquid investments purchased with an original maturity of three months or less. Investments not classified as cash equivalents are classified as available-for-sale. Investments in available-for-sale securities are reported at fair value with unrealized gains and losses, net of tax, if any, included as a component of shareholders' equity.

**ACCOUNTS RECEIVABLE AND ALLOWANCE FOR DOUBTFUL ACCOUNTS:**

Accounts receivable are recorded at the invoiced amount and are not interest bearing. The Company maintains an allowance for doubtful accounts to reserve for potentially uncollectible trade receivables. The Company also reviews its trade receivables by aging category to identify specific customers with known disputes or collectibility issues. The



Company exercises judgment when determining the adequacy of these reserves as the Company evaluates historical bad debt trends, general economic conditions in the United States and internationally, and changes in customer financial conditions. Uncollectible receivables are recorded as bad debt expense when all efforts to collect have been exhausted and recoveries are recognized when they are received.

**CONCENTRATION OF CREDIT RISK:**

The Company sells its products primarily to semiconductor manufacturers in North America, Asia, and Europe. As of May 31, 2008, approximately 49%, 38% and 13% of accounts receivable are from customers located in the United States, Asia and Europe, respectively. As of May 31, 2007, approximately 45%, 52% and 3% of accounts receivable were from customers located in the United States, Asia and Europe, respectively. Two customers accounted for 79% and 12% of accounts receivable at May 31, 2008 and two customers accounted for 54% and 32% of accounts receivable at May 31, 2007. One customer accounted for 80% of net sales in fiscal 2008 and two customers accounted for 39% and 23% of net sales in fiscal 2007, respectively. Two customers accounted for 48% and 25% of net sales in fiscal 2006, respectively. The Company performs ongoing credit evaluations of its customers and generally does not require collateral. The Company also maintains allowances for potential credit losses and such losses have been within management's expectations. The Company uses letter of credit terms for some of its international customers.

The Company's cash, cash equivalents, short-term cash deposits and short-term investments are generally deposited with major financial institutions in the United States, Japan, Germany and Taiwan. The Company invests its excess cash in money market funds and short-term cash deposits. The money market funds and short-term cash deposits bear the risk associated with each fund. The money market funds have variable interest rates, and the short-term cash deposits have fixed rates. The Company has not experienced any material losses on its money market funds or short-term cash deposits.

**STRATEGIC INVESTMENTS:**

The Company invests in debt and equity of private companies as part of its business strategy. These investments are carried at cost and are included in "Other Assets" in the consolidated balance sheets. If the Company determines that an other-than-temporary decline exists in the fair value of an investment, the Company writes down the investment to its fair value and records the related write-down as an investment loss in "Other Income (Expense)" in its consolidated statements of income. At May 31, 2008 and 2007, the carrying value of the strategic investments was \$384,000.

**INVENTORIES:**

Inventories include material, labor and overhead, and are stated at the lower of cost (first-in, first-out method) or market. Provisions for excess, obsolete and unusable inventories are made after management's evaluation of future demand and market conditions.

**PROPERTY AND EQUIPMENT:**

Property and equipment are stated at cost less accumulated depreciation and amortization. Major improvements are capitalized, while repairs and maintenance are expensed as incurred. Leasehold improvements are amortized over the lesser of their estimated useful lives or the term of the related lease. Furniture, fixtures, machinery and equipment are depreciated on a straight-line basis over their estimated useful lives. The ranges of estimated useful lives for furniture, fixtures, machinery and equipment are generally as follows:

Furniture and fixtures.....	2 to 6 years
Machinery and equipment.....	4 to 6 years
Test equipment.....	4 to 6 years

**GOODWILL:**

In accordance with Statement of Financial Accounting Standards ("SFAS") No. 142, "Goodwill and Other Intangible Assets" ("SFAS 142"), the Company ceased the amortization of goodwill as of June 1, 2002 and performed an initial test of goodwill impairment. The test indicated no impairment of the Company's goodwill as of June 1, 2002, the initial date of adopting SFAS 142. In accordance with the provisions of SFAS 142, the Company performed an annual goodwill impairment test as of May 31, 2008 and it indicated no impairment of the Company's goodwill as of that date.

## REVENUE RECOGNITION:

The Company's selling arrangements may include contractual customer acceptance provisions. Installation of products occur after shipment and transfer of title. The Company recognizes revenue in accordance with SAB No. 104, Revenue Recognition, corrected copy, which requires revenue to be recognized upon the shipment of products or the performance of services when: (1) persuasive evidence of the arrangement exists; (2) services have been rendered; (3) the price is fixed or determinable; and (4) collectibility is reasonably assured. The Company defers recognition of revenue for any amounts subject to acceptance until such acceptance occurs. When multiple elements exist, the Company allocates the purchase price based on vendor specific objective evidence or third-party evidence of fair value and defers revenue recognition on the undelivered portion. Historically, these multiple deliverables have included items such as extended support provisions, training to be supplied after delivery of the systems, and test programs specific to customers' routine applications. The test programs can be written either by the customer, other firms, or the Company. The amount of revenue deferred is the greater of the fair value of the undelivered element or the contractually agreed to amounts. Royalty-based revenue related to licensing income is recognized upon the earlier of the receipt by the Company of the licensee's report related to its usage of the licensed intellectual property or upon payment by the licensee. This revenue is recorded in net sales. Provisions for the estimated future cost of warranty is recorded at the time the products are shipped. Sales tax collected from customers is not included in revenue but rather recorded as a liability due to the respective taxing authorities.

## PRODUCT DEVELOPMENT COSTS AND CAPITALIZED SOFTWARE:

Costs incurred in the research and development of new products or systems are charged to operations as incurred. Costs incurred in the development of software programs for the Company's products are charged to operations as incurred until technological feasibility of the software has been established. Generally, technological feasibility is established when the software module performs its primary functions described in its original specifications, contains features required for it to be usable in a production environment, is completely documented and the related hardware portion of the product is complete. After technological feasibility is established, any additional costs are capitalized. Capitalization of software costs ceases when the software is substantially complete and is ready for its intended use. Capitalized costs are amortized over the estimated life of the related software product using the greater of the units of sales or straight-line methods over ten years. No system software development costs were capitalized or amortized in fiscal 2008, 2007 and 2006.

## FAIR VALUE OF FINANCIAL INSTRUMENTS:

The carrying amounts of certain of the Company's financial instruments including cash and cash equivalents, short-term investments, accounts receivable, accounts payable and accrued expenses approximate fair value due to their short maturities.

The Company's investments are composed primarily of government and corporate fixed income securities, certificates of deposit and commercial paper. While it is the Company's general intent to hold such securities until maturity, management will occasionally sell certain securities for cash flow purposes. Therefore, the Company's investments are classified as available-for-sale and are carried at fair value. Through May 31, 2008, no material losses had been experienced on such investments.

Unrealized gains and losses on available-for-sale investments, net of tax, are computed on the basis of specific identification and are reported as other comprehensive income (loss) and included in shareholders' equity. Realized gains, realized losses, and declines in value, judged to be other-than-temporary, are included in other income (expense), net. The cost of securities sold is based on the specific identification method and interest earned is included in other income (expense), net.

## IMPAIRMENT OF LONG-LIVED ASSETS:

In the event that facts and circumstances indicate that the carrying value of assets may be impaired, an evaluation of recoverability would be performed. If an evaluation is required, the estimated future undiscounted cash flows associated with the asset would be compared to the asset's carrying value to determine if a write-down is required.

## ADVERTISING COSTS

The Company expenses all advertising costs as incurred and the amounts were not material for all periods presented.

## SHIPPING AND HANDLING OF PRODUCTS

Amounts billed to customers for shipping and handling of products are included in revenues. Costs incurred related to shipping and handling of products are included in cost of goods sold.

## INCOME TAXES:

The Company accounts for income taxes in accordance with SFAS No. 109, "Accounting for Income Taxes." This statement prescribes the use of the liability method whereby deferred tax assets and liabilities are determined based on differences between financial reporting and tax bases of assets and liabilities and are measured using the enacted tax rates and laws that will be in effect when the differences are expected to reverse. Valuation allowances are established when necessary to reduce deferred tax assets to amounts expected to be realized.

In June 2006, the Financial Accounting Standards Board ("FASB") issued Interpretation No. 48, "Accounting for Uncertainty in Income Taxes – an interpretation of FASB Statement No. 109" ("FIN No. 48"). FIN No. 48 clarifies the accounting for uncertainty in income taxes recognized in the Company's financial statements in accordance with FASB Statement No. 109, "Accounting for Income Taxes." FIN No. 48 prescribes a recognition threshold and measurement attribute for the financial statement recognition and measurement of a tax position taken or expected to be taken in a tax return. FIN No. 48 also provides guidance on derecognition, classification, interest and penalties, accounting in interim periods, disclosure, and transition. The evaluation of a tax position in accordance with FIN No. 48 is a two-step process. The first step is recognition: the Company determines whether it is "more-likely-than-not" that a tax position will be sustained upon examination, including resolution of any related appeals or litigation processes, based on the technical merits of the position. In evaluating whether a tax position has met the "more-likely-than-not" recognition threshold, the Company presumes that the position will be examined by the appropriate taxing authority that would have full knowledge of all relevant information. The second step is measurement: a tax position that meets the "more-likely-than-not" recognition threshold is measured to determine the amount of benefit to recognize in the financial statements. The tax position is measured at the largest amount of benefit that is greater than 50 percent likely to be realized upon ultimate settlement. FIN No. 48 is effective for fiscal years beginning after December 15, 2006.

Upon adoption of FIN No. 48 on June 1, 2007, the Company recognized a cumulative effect adjustment of \$127,000, decreasing its income tax liability for unrecognized tax benefits, and decreasing the May 31, 2007 accumulated deficit balance. In accordance with FIN No. 48, the Company recognizes interest and penalties related to unrecognized tax benefits as a component of income taxes.

Although the Company files U.S. federal, various state, and foreign tax returns, the Company's only major tax jurisdictions are the United States, California, Germany and Japan. Tax years 1996 – 2007 remain subject to examination by the appropriate governmental agencies due to tax loss carryovers from those years.

## STOCK-BASED COMPENSATION:

Prior to June 1, 2006, the Company's stock-based employee compensation plans were accounted for under the recognition and measurement provisions of Accounting Principles Board Opinion No. 25, "Accounting for Stock Issued to Employees" ("APB No. 25"), and related interpretations, as permitted by FASB, SFAS No. 123, "Accounting for Stock-Based Compensation" ("SFAS No. 123"). The Company generally did not recognize stock-based compensation cost in its consolidated statements of income for periods prior to June 1, 2006 as most options granted had an exercise price equal to or higher than the market value of the underlying common stock on the date of the grant.

The Company adopted the provisions of SFAS No. 123 (revised 2004), "Share-Based Payment" ("SFAS No. 123(R)"), using the modified prospective transition method, which requires the application of the accounting standard as of June 1, 2006, the first day of the Company's fiscal year 2007. SFAS No. 123(R) establishes accounting for stock-based awards exchanged for employee services. Accordingly, stock-based compensation cost is measured at each grant date, based on the fair value of the award, and is recognized as expense over the employee's requisite service period. All of the Company's stock compensation is accounted for as an equity instrument. In accordance with the modified prospective transition method, the Company's consolidated financial statements for prior periods have not been restated to reflect, and do not include, the impact of SFAS No. 123(R). See Notes 9 and 10 for further information regarding the stock option plan and the employee stock purchase plan. Under the modified prospective transition method, stock compensation cost has been recognized in the consolidated statements of income for stock awards granted or modified after May 31, 2006 and for stock awards granted prior to, but unvested as of, June 1, 2006.

Prior to the Adoption of SFAS No. 123(R)

Prior to the adoption of SFAS No. 123(R), the Company provided the disclosures required under SFAS No. 123, as amended by SFAS No. 148, "Accounting for Stock-Based Compensation – Transition and Disclosure" ("SFAS No. 148"). Under APB No. 25, compensation expense is based on the difference, if any, on the date of the grant, between the fair value of the Company's shares and the exercise price of the option. Stock-based compensation for consultants or other third parties is accounted for in accordance with SFAS No. 123 and Emerging Issues Task Force No. 96-18, "Accounting for Equity Instruments That Are Issued to Other Than Employees for Acquiring, or in Conjunction with Selling, Goods or Services".

The following table illustrates the pro forma effect on our net income (loss) and net income (loss) per share for the year ended May 31, 2006, if we had applied the fair value recognition provisions of SFAS No. 123 to stock-based employee compensation using the Black-Scholes valuation method (in thousands, except per share data):

	Year Ended May 31, 2006
	-----
Net income -- as reported.....	\$ 810
Total stock-based employee compensation expense determined under fair value based method for all awards.....	(837)
	-----
Pro forma net loss .....	\$ (27)
	=====
Net income (loss) per share:	
Basic and diluted, as reported.....	\$ 0.11
	=====
Basic and diluted, pro forma.....	\$(0.00)
	=====

Impact of the Adoption of SFAS No. 123(R)

The Company elected to adopt the modified prospective application transition method as provided by SFAS No. 123(R), and recorded \$700,000 of stock compensation expenses in the consolidated statement of income for fiscal 2007. As required by SFAS No. 123(R), the Company has made an estimate of expected forfeitures and is recognizing compensation costs only for those stock-based compensation awards expected to vest.

The following table summarizes compensation costs related to the Company's stock-based compensation for the years ended May 31, 2008 and 2007, respectively (in thousands, except per share data):

	Year Ended May 31,	
	2008	2007
	-----	-----
Stock-based compensation in the form of employee stock options and ESPP shares, included in:		
Cost of sales. . . . .	\$134	\$ 58
Selling, general and administrative. . .	478	386
Research and development . . . . .	279	256
	-----	-----
Total stock-based compensation . . . . .	891	700
Tax effect on stock-based compensation	(18)	(14)
	-----	-----
Net effect on net income . . . . .	\$873	\$686
	=====	=====
Effect on net income per share:		
Basic. . . . .	\$0.11	\$0.09
Diluted. . . . .	\$0.10	\$0.08

Stock-based compensation expense of \$16,000 and \$7,000 in fiscal 2008 and 2007, respectively, is included in ending inventory and is not reflected in the above table.

During fiscal 2008 and fiscal 2007, the Company recorded stock-based compensation related to stock options of \$750,000 and \$555,000, respectively.

As of May 31, 2008, the total compensation cost related to unvested stock-based awards under the Company's 1996 Stock Option Plan and 2006 Equity Incentive Plan, but not yet recognized, was approximately \$1,748,000 which is net of estimated forfeitures of \$36,000. This cost will be amortized on a straight-line basis over a weighted average period of approximately 2.6 years.

During fiscal 2008 and fiscal 2007, the Company recorded stock-based compensation related to its Employee Stock Purchase Plan ("ESPP") of \$141,000 and \$145,000, respectively.

As of May 31, 2008, the total compensation cost related to options to purchase the Company's common shares under the ESPP but not yet recognized was approximately \$108,000. This cost will be amortized on a straight-line basis over a weighted average period of approximately 1.3 years.

#### Valuation Assumptions

**Valuation and Amortization Method.** The Company estimates the fair value of stock options granted using the Black-Scholes option valuation method and a single option award approach for options granted after June 1, 2006. The multiple option approach has been used for all options granted prior to June 1, 2006. The fair value under the single option approach is amortized on a straight-line basis over the requisite service periods of the awards, which is generally the vesting period. The fair value under the multiple option approach is amortized on a weighted basis over the requisite service periods of the awards, which is generally the vesting period.

**Expected Term.** The Company's expected term represents the period that the Company's stock-based awards are expected to be outstanding and was determined based on historical experience, giving consideration to the contractual terms of the stock-based awards, vesting schedules and expectations of future employee behavior as evidenced by changes to the terms of its stock-based awards.

**Expected Volatility.** Volatility is a measure of the amounts by which a financial variable such as stock price has fluctuated (historical volatility) or is expected to fluctuate (expected volatility) during a period. The Company uses the historical volatility for the past five years, which matches the expected term of most of the option grants, to estimate expected volatility. Volatility for each of the ESPP's four time periods of six months, twelve months, eighteen months, and twenty-four months is calculated separately and included in the overall stock-based compensation cost recorded.

**Dividends.** The Company has never paid any cash dividends on its common stock and does not anticipate paying any cash dividends in the foreseeable future. Consequently, the Company uses an expected dividend yield of zero in the Black-Scholes option valuation method.

**Risk-Free Interest Rate.** The Company bases the risk-free interest rate used in the Black-Scholes option valuation method on the implied yield in effect at the time of option grant on U.S. Treasury zero-coupon issues with a remaining term equivalent to the expected term of the stock awards including the ESPP.

**Estimated Forfeitures.** When estimating forfeitures, the Company considers voluntary termination behavior as well as analysis of actual option forfeitures.

**Fair Value.** The fair values of the Company's stock options granted to employees and ESPP shares in fiscal 2008 and 2007 were estimated using the following weighted average assumptions in the Black-Scholes option valuation method consistent with the provisions of SFAS No. 123(R), Securities and Exchange Commission Staff Accounting Bulletin No. 107 and the Company's prior pro forma disclosures of net income (loss), including stock-based compensation (determined under a fair value method as prescribed by SFAS No. 123).

The fair value of our stock options granted to employees in fiscal 2008, 2007 and 2006 was estimated using the following weighted-average assumptions:

	Year Ended May 31,		
	2008	2007	2006
Option Plan Shares			
Expected Term (in years).....	5	5	5
Volatility.....	0.74	0.75	0.74
Expected Dividend.....	\$0.00	\$0.00	\$0.00
Risk-free Interest Rates.....	4.59%	4.72%	4.87%
Estimated Forfeiture Rates.....	2%	4%	0%
Weighted Average Grant Date Fair Value..	\$3.94	\$5.19	\$2.12

The fair value of our ESPP shares for the fiscal 2008, 2007 and 2006 was estimated using the following weighted-average assumptions:

	Year Ended May 31,		
	2008	2007	2006
Employee Stock Purchase Plan Shares			
Expected Term (in years).....	0.5 - 2.0	0.5 - 2.0	0.5 - 2.0
Volatility.....	0.43 - 0.69	0.49 - 0.70	0.69 - 0.80
Expected Dividend.....	\$0.00	\$0.00	\$0.00
Risk-free Interest Rates.....	2.21%-4.93%	4.67%-5.05%	3.96%-4.87%
Estimated Forfeiture Rates.....	0%	4%	0%
Weighted Average Grant Date Fair Value..	\$2.15	\$1.42	\$1.27

#### EARNINGS PER SHARE ("EPS") DISCLOSURES:

Basic EPS is computed by dividing net income (loss) available to common shareholders by the weighted average number of common shares outstanding for the period. Diluted EPS is computed after giving effect to all dilutive potential common shares that were outstanding during the period. Dilutive potential common shares consist of the incremental common shares issuable upon exercise of stock options for all periods.

In accordance with the disclosure requirements of SFAS No. 128, "Earnings per Share," a reconciliation of the numerator and denominator of basic and diluted EPS is provided as follows (in thousands, except per share amounts):

	Year Ended May 31,		
	2008	2007	2006
Net income available to common shareholders:			
Numerator: Net income.....	\$10,573	\$2,428	\$ 810
Denominator for basic net income per share:			
Weighted-average shares outstanding.....	8,013	7,751	7,515
Shares used in basic per share calculation..	8,013	7,751	7,515
Effect of dilutive securities.....	495	474	90
Denominator for diluted net income per share.....	8,508	8,225	7,605
Basic net income per share.....	\$ 1.32	\$ 0.31	\$ 0.11
Diluted net income per share.....	\$ 1.24	\$ 0.30	\$ 0.11

Stock options to purchase 524,000, 135,000 and 78,000 shares of common stock were outstanding on May 31, 2008, 2007 and 2006, respectively, but not included in the computation of diluted income per share, because the inclusion of such shares would be anti-dilutive.

#### COMPREHENSIVE INCOME (LOSS):

SFAS No. 130 ("SFAS 130"), "Reporting Comprehensive Income," establishes standards for reporting comprehensive income (loss) and its components in financial statements. Unrealized gains (losses) on available-for-sale securities and foreign currency translation adjustments are included in the Company's components of comprehensive income (loss), which are excluded from net income (loss).

#### RECENT ACCOUNTING PRONOUNCEMENTS:

In September 2006, the FASB issued SFAS No. 157, "Fair Value Measurements" ("SFAS No. 157"), which defines fair value, establishes a framework for measuring fair value in accordance with generally accepted accounting principles, and expands disclosures about fair value measurements. SFAS No. 157 does not require any new fair value measurements; rather, it applies under other accounting pronouncements that require or permit fair value measurements. The provisions of SFAS No. 157 are to be applied prospectively as of the beginning of the fiscal year in which it is initially applied, with any transition adjustment recognized as a cumulative-effect adjustment to the opening balance of retained earnings. The provisions of SFAS No. 157 are effective for fiscal years beginning after November 15, 2007; therefore, the Company anticipates adopting SFAS No. 157 as of June 1, 2008. The Company is currently assessing the impact that the adoption of SFAS No. 157 may have on its consolidated financial statements.

In February 2007, the FASB issued SFAS No. 159, "The Fair Value Option for Financial Assets and Financial Liabilities – Including an amendment of FASB Statement No. 115" ("SFAS No. 159"). SFAS No. 159 provides companies with an option to report selected financial assets and liabilities at fair value. The objective of SFAS No. 159 is to reduce both complexity in accounting for financial instruments and the volatility in earnings caused by measuring related assets and liabilities differently. SFAS No. 159 is effective as of the beginning of an entity's first fiscal year beginning after November 15, 2007. The Company is currently evaluating the potential impact, if any, that the adoption of SFAS No. 159 will have on its consolidated financial statements.

In December 2007, the FASB issued SFAS No. 160, "Noncontrolling Interests in Consolidated Financial Statements – an amendment of ARB No. 51" ("SFAS No. 160"). The objective of SFAS No. 160 is to improve the relevance, comparability, and transparency of the financial information that a company provides in its consolidated financial statements. SFAS No. 160 requires companies to clearly identify and present ownership interests in subsidiaries held by parties other than the company in the consolidated financial statements within the equity section but separate from the company's equity. It also requires the amount of consolidated net income attributable to the parent and to the noncontrolling interest be clearly identified and presented on the face of the consolidated statement of income; changes in ownership interest be accounted for similarly, as equity transactions; and when a subsidiary is deconsolidated, any retained noncontrolling equity investment in the former subsidiary and the gain or loss on the deconsolidation of the subsidiary be measured at fair value. SFAS No. 160 is effective as of the beginning of an entity's first fiscal year beginning after December 15, 2008. The Company is currently evaluating the impact, if any, that the adoption of SFAS No. 160 will have on its consolidated financial statements.

In December 2007, the FASB issued SFAS No. 141 (revised 2007), "Business Combinations" ("SFAS No. 141(R)"). The objective of SFAS No. 141(R) is to improve the relevance, representational faithfulness, and comparability of the information that a company provides in its financial reports about a business combination and its effects. Under SFAS No. 141(R), a company is required to recognize the assets acquired, liabilities assumed, contractual contingencies, and contingent consideration measured at their fair value at the acquisition date. It further requires that research and development assets acquired in a business combination that have no alternative future use be measured at their acquisition-date fair value and then immediately charged to expense, and that acquisition-related costs are to be recognized separately from the acquisition and expensed as incurred. Among other changes, SFAS No. 141(R) also requires that "negative goodwill" be recognized in earnings as a gain attributable to the acquisition, and any deferred tax benefits resulted in a business combination are recognized in income from continuing operations in the period of the business combination. SFAS No. 141(R) is effective for fiscal years beginning after December 15, 2008. Early adoption is prohibited. SFAS No. 141(R) will only impact us if the Company is involved in a business combination.

In December 2007, the Securities and Exchange Commission (“SEC”) issued Staff Accounting Bulletin (“SAB”) No. 110, extending the use, under certain circumstances, of the simplified method for developing an estimate of the expected term of share options. The Company is currently evaluating the potential impact of this issuance.

In March 2008, the FASB issued SFAS No. 161, “Disclosures about Derivative Instruments and Hedging Activities – an amendment of FASB Statement No. 133” (“SFAS No. 161”). SFAS No. 161 requires companies with derivative instruments to disclose information that should enable financial statement users to understand how and why a company uses derivative instruments, how derivative instruments and related hedged items are accounted for under SFAS No. 133 “Accounting for Derivative Instruments and Hedging Activities” and how derivative instruments and related hedged items affect a company’s financial position, financial performance and cash flows. SFAS No. 161 is effective for financial statements issued for fiscal years and interim periods beginning after November 15, 2008. The Company is currently evaluating the impact, if any, that the adoption of SFAS No. 161 will have on its consolidated financial statements.

In May 2008, the FASB issued SFAS No. 162, “The Hierarchy of Generally Accepted Accounting Principles” (“SFAS No. 162”). SFAS No. 162 is intended to improve financial reporting by identifying a consistent framework, or hierarchy, for selecting accounting principles to be used in preparing financial statements that are presented in conformity with generally accepted accounting principles for nongovernmental entities. SFAS No. 162 is effective 60 days following the SEC’s approval of the Public Company Accounting Oversight Board amendments to AU Section 411, “The Meaning of Present Fairly in Conformity with Generally Accepted Accounting Principles.” The Company does not expect that the adoption of SFAS No. 162 will have a material impact on its consolidated financial statements.

**2. AVAILABLE-FOR-SALE INVESTMENTS:**

There were no available-for-sale investments as of May 31, 2008. There was no unrealized gain (loss) as of May 31, 2008.

Market values were determined for each individual security in our investment portfolio. The declines in value of the corporate bonds, commercial paper, U.S. government and agency obligations primarily relate to changes in the interest rates and are considered temporary in nature.

The fair values of available-for-sale investments as of May 31, 2007 were as follows (in thousands):

	Amortized Cost	Unrealized Losses	Fair Value
Money market fund.....	\$4,116	\$--	\$4,116
Municipal securities.....	500	--	500
Corporate bonds and commercial paper.....	2,688	(1)	2,687
U.S. government and agency obligations.....	300	--	300
	-----	-----	-----
Total funds, bonds notes, and equity instruments.....	\$7,604	\$(1)	7,603
	=====	=====	
Less amounts classified as cash equivalents.....			(4,616)
			-----
Total short-term available-for-sale investments.....			\$2,987
			=====
Contractual maturity dates for investments in bonds and notes:			
Less than 1 year.....			\$2,987

The unrealized loss as of May 31, 2007 is recorded in accumulated other comprehensive income, net of tax of zero.



### 3. ACCOUNTS RECEIVABLE:

Accounts receivable comprise (in thousands):

	May 31,	
	2008	2007
Trade accounts receivable.....	\$11,110	\$6,701
Less: Allowance for doubtful accounts...	(183)	(87)
	\$10,927	\$6,614
	\$10,927	\$6,614

	Balance at beginning of year	Additions Charged to costs and expenses	Deductions*	Balance at end of year
Allowance for doubtful accounts receivable:				
May 31, 2008	\$87	\$100	\$ 4	\$183
May 31, 2007	\$70	\$ 47	\$ 30	\$ 87
May 31, 2006	\$80	\$101	\$111	\$ 70

\* Deductions include write-offs of uncollectible accounts and collections of amounts previously reserved.

### 4. INVENTORIES:

Inventories comprise (in thousands):

	May 31,	
	2008	2007
Raw materials and subassemblies.....	\$ 5,482	\$4,908
Work in process.....	4,462	4,587
Finished goods.....	265	206
	\$10,209	\$9,701
	\$10,209	\$9,701

## 5. PROPERTY AND EQUIPMENT:

Property and equipment comprise (in thousands):

	May 31,	
	2008	2007
Leasehold improvements.....	\$1,106	\$1,110
Furniture and fixtures.....	1,171	1,101
Machinery and equipment.....	3,663	2,974
Test equipment.....	3,320	2,930
	9,260	8,115
Less: Accumulated depreciation and amortization.....	(6,982)	(6,426)
	\$2,278	\$1,689

## 6. PRODUCT WARRANTIES:

The Company provides for the estimated cost of product warranties at the time the products are shipped. While the Company engages in extensive product quality programs and processes, including actively monitoring and evaluating the quality of its component suppliers, the Company's warranty obligation is affected by product failure rates, material usage and service delivery costs incurred in correcting a product failure. Should actual product failure rates, material usage or service delivery costs differ from the Company's estimates, revisions to the estimated warranty liability would be required.

Following is a summary of changes in the Company's liability for product warranties during the fiscal years ended May 31, 2008 and May 31, 2007 (in thousands):

	Year ended May 31,	
	2008	2007
Balance at the beginning of the year.....	\$153	\$169
Accruals for warranties issued during the year..	790	219
Accruals related to pre-existing warranties (including changes in estimates).....	--	--
Settlements made during the year (in cash or in kind).....	(556)	(235)
Balance at the end of the year.....	\$387	\$153

The accrued warranty balance is included in accrued expenses on the accompanying consolidated balance sheets.

**7. ACCRUED EXPENSES:**

Accrued expenses comprise (in thousands):

	May 31,	
	2008	2007
Commissions and bonuses.....	\$ 605	\$ 543
Taxes payable.....	567	481
Payroll related.....	1,055	916
Warranty.....	387	153
Other.....	1,080	834
	<u>\$3,694</u>	<u>\$2,927</u>

**8. INCOME TAXES:**

Domestic and foreign components of income (loss) before income tax expense (benefit) are as follows (in thousands):

	Year Ended May 31,		
	2008	2007	2006
Domestic.....	\$5,440	\$2,239	\$1,075
Foreign.....	531	264	(286)
	<u>\$5,971</u>	<u>\$2,503</u>	<u>\$ 789</u>

The income tax expense (benefit) consists of the following (in thousands):

	Year Ended May 31,		
	2008	2007	2006
Federal income taxes:			
Current.....	\$ 115	\$33	\$ 17
Deferred.....	(3,186)	--	--
State income taxes:			
Current.....	108	22	--
Deferred.....	(453)	--	--
Foreign income taxes:			
Current.....	(97)	20	(38)
Deferred.....	(1,089)	--	--
	<u>\$ (4,602)</u>	<u>\$75</u>	<u>\$ (21)</u>

The Company's effective tax rate differs from the U.S. federal statutory tax rate, as follows:

	Year Ended May 31,		
	2008	2007	2006
U.S. federal statutory tax rate...	34.0 %	34.0 %	34.0 %
State taxes, net of federal tax effect.....	(6.1)	0.9	--
Foreign rate differential.....	(23.1)	(3.9)	7.5
Stock-based compensation.....	3.4	8.2	--
Research and development credit...	(7.1)	(4.0)	(10.1)
Change in valuation allowance ....	(76.6)	(33.1)	(34.9)
Other.....	(1.6)	0.2	0.9
Effective tax rate.....	(77.1) %	2.3 %	(2.6) %

The components of the net deferred tax asset (liability) are as follows (in thousands):

	May 31,	
	2008	2007
Net operating losses.....	\$1,225	\$ 5,083
Credit carryforwards.....	2,888	1,864
Inventory reserves.....	1,628	1,282
Reserves and accruals.....	2,138	787
Other.....	947	933
	8,826	9,949
Less: Valuation allowance.....	(3,883)	(9,949)
Net deferred tax asset.....	\$4,943	\$ --

The valuation allowance decreased by \$6.1 million during fiscal 2008, \$1.1 million during fiscal 2007, and \$206,000 during fiscal 2006. As of May 31, 2007, the Company concluded that it is not more likely than not that the deferred tax assets would be realized and therefore provided a full valuation allowance against the deferred tax assets. During the year ended May 31, 2008, based upon the Company's current level of profitability and the level of forecasted future earnings, it became more likely than not that \$4.9 million of the deferred tax assets would be realized and the valuation allowance was adjusted accordingly. In evaluating the realizability of the deferred tax assets, the Company considered all positive evidence against any potential negative evidence in determining that it was more likely than not these assets would be realized. The Company will continue to evaluate the need for a valuation allowance against its deferred tax assets on a quarterly basis.

At May 31, 2008, the Company had federal and state net operating loss carryforwards of approximately \$4.5 million and \$3.4 million, respectively. These carryforwards will begin to expire in 2024 and 2014, respectively. At May 31, 2008, the Company also had federal and state research and development tax credit carryforwards of approximately \$1.1 million and \$2.7 million, respectively. The federal credit carryforward will begin to expire in 2016, and the California credit will carryforward indefinitely. These carryforwards may be subject to certain limitations on annual utilization in case of a change in ownership, as defined by tax law. The Company also has alternative minimum tax credit carryforwards of \$264,000 for federal tax purposes and \$19,000 for state purposes at May 31, 2008. The credits may be used to offset regular tax and do not expire.

The Company has made no provision for U.S. income taxes on undistributed earnings of certain foreign subsidiaries because it is the Company's intention to permanently reinvest such earnings in its foreign subsidiaries. If such earnings

were distributed, the Company would be subject to additional U.S. income tax expense. Determination of the amount of unrecognized deferred income tax liability related to these earnings is not practicable.

Foreign net operating loss carryforwards of approximately \$326,000 are available to reduce future foreign taxable income. The foreign net operating losses will begin to expire in 2012.

The Company adopted the provisions of FIN No. 48 on June 1, 2007. The cumulative effect of adopting FIN No. 48 was a \$127,000 decrease to accumulated deficit and a decrease to income tax liability.

The aggregate changes in the balance of gross unrecognized tax benefits during the year were as follows: (in thousands)

	Year ended May 31, 2008
Beginning balance as of June 1, 2007 (upon adoption) ....	\$1,005
Increases related to prior year tax positions.....	4
Increases related to current year tax positions .....	159
Decreases related to lapse of statute of limitations.....	(25)
	-----
Ending balance at May 31, 2008.....	\$1,143
	=====

If the ending balance of \$1,143,000 of unrecognized tax benefits at May 31, 2008 were recognized, approximately \$280,000 would affect the effective income tax rate. In accordance with the Company's accounting policy, it recognizes accrued interest and penalties related to unrecognized tax benefits in the provision for income taxes. This policy did not change as a result of the adoption of FIN No. 48. The Company had accrued interest and penalties of \$17,000 at May 31, 2008, and \$16,000 as of the date of adoption of FIN No. 48.

Although the Company files U.S. federal, various state, and foreign tax returns, the Company's only major tax jurisdictions are the United States, California, Germany and Japan. Tax years 1996 – 2007 remain subject to examination by the appropriate governmental agencies due to tax loss carryovers from those years.

## 9. CAPITAL STOCK:

### STOCK OPTIONS:

In October 1996, the Company's Board of Directors approved the 1996 Stock Option Plan (the "Stock Plan"), which provided for granting of incentive and non-qualified stock options to our employees and directors. The Stock Plan provides that qualified options be granted at an exercise price equal to the fair market value at the date of grant, as determined by the Board of Directors (85% of fair market value in the case of non-statutory options and purchase rights and 110% of fair market value in certain circumstances). Options generally expire within five years from date of grant. Most options become exercisable in increments over a four-year period from the date of grant.

In October 2006, the Company's 2006 Equity Incentive Plan and 2006 Employee Stock Purchase Plan ("2006 Plans") were approved by the shareholders. A total of 600,000 shares of common stock have been reserved for issuance under the Company's 2006 Equity Incentive Plan. Options granted under the 2006 Equity Incentive Plan are generally for periods not to exceed ten years (five years if the option is granted to a 10% stockholder) and are granted at the fair market value of the stock at the date of grant as determined by the Board of Directors. The 2006 Plans respectively replace the Company's Amended and Restated 1996 Stock Option Plan, which would otherwise have expired in 2006; and the Company's 1997 Employee Stock Purchase Plan, which would have otherwise expired in 2007. The Amended and Restated 1996 Stock Option Plan will continue to govern awards previously granted under that plan.

As of May 31, 2008, out of the 1,616,097 shares authorized for grant under the 1996 Stock Option Plan and 2006 Equity Incentive Plan, approximately 1,265,805 shares had been granted.

The following table summarizes the Company's stock option transactions during fiscal 2008, 2007 and 2006 (in thousands, except per share data):

	Outstanding Options			
	Available Shares	Number of Shares	Weighted Average Exercise Price	Aggregate Intrinsic Value
Balances, May 31, 2005.....	473	1,236	\$4.31	\$ 38
Options granted.....	(320)	320	\$3.03	
Options terminated.....	181	(181)	\$5.90	
Options exercised.....	--	(106)	\$3.77	
Balances, May 31, 2006.....	334	1,269	\$3.81	\$3,234
Options granted.....	(194)	194	\$7.98	
Additional shares reserved..	600	--		
Options terminated.....	5	(5)	\$5.02	
Options exercised.....	--	(108)	\$4.07	
Balances, May 31, 2007.....	745	1,350	\$4.38	\$2,633
Options granted.....	(422)	422	\$6.24	
Options terminated.....	27	(27)	\$6.02	
Options exercised.....	--	(479)	\$4.18	
Balances, May 31, 2008.....	350	1,266	\$5.05	\$4,632
Options exercisable and expected to be exercisable at May 31, 2008		1,240	\$5.05	\$4,539

The options outstanding and exercisable at May 31, 2008 were in the following exercise price ranges (in thousands, except per share data):

Range of Exercise Prices	Options Outstanding at May 31, 2008			Options Exercisable at May 31, 2008			
	Number Outstanding Shares	Weighted Average Remaining Contractual Life (Years)	Weighted Average Exercise Price	Number Exercisable Shares	Weighted Average Exercise Price	Weighted Average Remaining Contractual Life (Years)	Aggregate Intrinsic Value
\$2.49-\$3.63	443	3.35	\$3.09	368	\$3.14	3.21	
\$3.66-\$4.08	144	2.45	\$3.92	142	\$3.92	2.43	
\$4.25-\$4.95	63	1.30	\$4.46	61	\$4.47	1.26	
\$5.25-\$6.25	424	3.99	\$6.11	120	\$6.10	3.70	
\$8.00-\$9.30	192	4.90	\$8.24	79	\$8.29	4.94	
\$2.49-\$9.30	1,266	3.59	\$5.05	770	\$4.38	3.16	\$3,334

The total intrinsic value of options exercised during fiscal 2008 was \$1,452,000. The weighted average contractual life of the options exercisable and expected to be exercisable at May 31, 2008 was 3.6 years.

Options to purchase 770,383, 971,519 and 829,464 shares were exercisable at May 31, 2008, 2007 and 2006, respectively. These exercisable options had weighted average exercise prices of \$4.38, \$4.08 and \$4.05 of May 31, 2008, 2007 and 2006, respectively.

## 10. EMPLOYEE BENEFIT PLANS:

### EMPLOYEE STOCK BONUS PLAN:

The Company has a non-contributory, trustee employee stock bonus plan for full-time employees who have completed three consecutive months of service and for part-time employees who have completed one year of service and have attained an age of 21. The Company can contribute either shares of the Company's stock or cash to the plan. The contribution is determined annually by the Company and cannot exceed 15% of the annual aggregate salaries of those employees eligible for participation in the plan. On May 31, 2007, the Company converted the Aehr Test Systems Employee Stock Bonus Plan into the Aehr Test Systems Employee Stock Ownership Plan (the "Plan"). The stock bonus plan was converted to an employee stock ownership plan ("ESOP") to enable the Plan to better comply with changes in the law regarding Company stock. Individuals' account balances vest at a rate of 20% per year commencing upon completion of two years of service. Non-vested balances, which are forfeited, are allocated to the remaining employees in the Plan. Under the Plan provisions, each employee who reaches age fifty-five (55) and has been a participant in the Plan for ten years will be offered an election each year to direct the transfer of up to 25% of his/her ESOP account to the employee self-directed account in the Savings & Retirement Plan. For anyone who meets the above prerequisites, the first election to diversify holdings will be offered after May 31, 2008. In the sixth year, employees will be able to diversify up to 50% of their ESOP accounts. Contributions of \$177,000, \$155,250 and \$122,000 were authorized for the plan during fiscal 2008, 2007 and 2006, respectively. Contributions of 18,895 shares were contributed to the ESOP during fiscal 2007 for fiscal 2006. Contributions of 25,661 shares were contributed to the ESOP during fiscal 2008 for fiscal 2007. The contribution for fiscal 2008 is pending.

### 401(K) PLAN:

The Company maintains a defined contribution savings plan (the "401(k) Plan") to provide retirement income to all qualified employees of the Company. The 401(k) Plan is intended to be qualified under Section 401(k) of the Internal Revenue Code of 1986, as amended. The 401(k) Plan is funded by voluntary pre-tax contributions from employees. Contributions are invested, as directed by the participant, in investment funds available under the 401(k) Plan. The Company is not required to make, and did not make any contributions to the 401(k) Plan during fiscal 2008, 2007 and 2006.

### EMPLOYEE STOCK PURCHASE PLAN:

The Company's Board of Directors adopted the 1997 Employee Stock Purchase Plan in June 1997. A total of 400,000 shares of common stock have been reserved for issuance under the plan. The plan has consecutive, overlapping, twenty-four month offering periods. Each twenty-four month offering period includes four six month purchase periods. The offering periods generally begin on the first trading day on or after April 1 and October 1 each year, except that the first such offering period commenced with the effectiveness of the Company's initial public offering and ended on the last trading day on or before March 31, 1999. Shares are purchased through employee payroll deductions at exercise prices equal to 85% of the lesser of the fair market value of the Company's common stock at either the first day of an offering period or the last day of the purchase period. If a participant's rights to purchase stock under all employee stock purchase plans of the Company accrue at a rate which exceeds \$25,000 worth of stock for a calendar year, such participant may not be granted an option to purchase stock under the 1997 Employee Stock Purchase Plan. The maximum number of shares a participant may purchase during a single purchase period is 3,000 shares.

In October 2006, the Company's shareholders approved the 2006 Employee Stock Purchase Plan ("2006 Purchase Plan"). A total of 200,000 shares of the Company's common stock were reserved for issuance under the 2006 Purchase Plan. The 2006 Purchase Plan has consecutive, overlapping, twenty-four month offering periods. Each twenty-four month offering period includes four six month purchase periods. The offering periods generally begin on the first trading day on or after April 1 and October 1 each year. The first exercise date under the 2006 Purchase Plan was April 1, 2007. All employees who work a minimum of 20 hours per week and are customarily employed by the Company (or an affiliate thereof) for at least five months per calendar year are eligible to participate. Under the 2006 Purchase Plan, shares are purchased through employee payroll deductions at exercise prices equal to 85% of the lesser of the fair market value of the Company's common stock at either the first day of an offering period or the last day of the purchase period. If a participant's rights to purchase stock under all employee stock purchase plans of the Company accrue at a rate which exceeds \$25,000 worth of stock for a calendar year, such participant may not be granted an option to purchase stock under the 2006 Purchase Plan. For the years ended May 31, 2008, 2007 and 2006, approximately 34,000, 43,000, and 42,000 shares of common stock, respectively, were issued under the plans. To date, 446,648 shares have been issued under the plans.

## 11. STOCKHOLDER RIGHTS PLAN:

The Company's Board of Directors adopted a Stockholder Rights Plan on March 5, 2001, under which a dividend of one Right to purchase one one-thousandth of a share of the Company's Series A Participating Preferred Stock was distributed for each outstanding share of the Company's common stock. The plan entitles each Right holder to purchase 1/1000<sup>th</sup> of a share of the Company's Series A Participating Preferred Stock at an exercise price of \$35.00, subject to adjustment, in certain events, such as a tender offer to acquire 20% or more of the Company's outstanding common stock. Under some circumstances, such as if a person or group acquires 20% or more of the Company's common stock prior to redemption of the Rights, the plan entitles such holders (other than an acquiring party) to purchase the Company's common stock having a market value at that time of twice the Right's exercise price. The Rights expire on April 3, 2010.

## 12. OTHER INCOME (EXPENSE), NET:

Other income (expense), net comprises the following (in thousands):

	Year Ended May 31,		
	2008	2007	2006
Foreign exchange gain (loss).....	\$ (48)	\$ (18)	\$ 5
Income from investment .....	--	936	119
Other, net.....	(23)	43	(45)
	<u>\$ (71)</u>	<u>\$ 961</u>	<u>\$ 79</u>

## 13. SEGMENT INFORMATION:

The Company considers itself to be in one reportable segment pursuant to SFAS No. 131 ("SFAS 131"), "Disclosures About Segments of an Enterprise and Related Information." As the Company's business is completely focused on one industry segment, the designing, manufacturing and marketing of advanced test and burn-in products to the semiconductor manufacturing industry, management believes that the Company has only one reportable segment. The Company's net sales and profits are generated through the sale and service of products for this one segment.

The following presents information about the Company's operations in different geographic areas (in thousands):

	United States	Asia	Europe	Adjustments	Total
2008:					
Net sales.....	\$36,818	\$19,945	\$1,352	\$ (19,074)	\$39,041
Portion of U.S. net sales					
from export sales.....	21,698	--	--	--	21,698
Income from operations.....	5,147	709	35	(80)	5,811
Identifiable assets.....	52,431	5,526	1,660	(14,418)	45,199
Long-lived assets.....	2,193	67	18	--	2,278
2007:					
Net sales.....	\$24,882	\$4,104	\$1,161	\$ (2,796)	\$27,351
Portion of U.S. net sales					
from export sales.....	9,127	--	--	--	9,127
Income from operations.....	669	368	7	7	1,051
Identifiable assets.....	37,165	2,405	1,038	(11,933)	28,675
Long-lived assets.....	1,607	72	10	--	1,689
2006:					
Net sales.....	\$21,896	\$2,326	\$1,241	\$ (1,662)	\$23,801
Portion of U.S. net sales					
from export sales.....	18,318	--	--	--	18,318
Income (loss) from operations..	658	(153)	(54)	4	455
Identifiable assets.....	33,578	897	902	(10,484)	24,893
Long-lived assets.....	802	127	30	--	959



The Company's foreign operations are primarily those of its Japanese and German subsidiaries. Substantially all of the sales of the subsidiaries are made to unaffiliated Japanese or European customers. Net sales and income (loss) from operations from outside the United States include the operating results of Aehr Test Systems Japan K.K. and Aehr Test Systems GmbH. Adjustments consist of intercompany eliminations. Identifiable assets are all assets identified with operations in each geographic area.

**14. RELATED PARTY TRANSACTIONS:**

The Company has entered into transactions with ESA Electronics Pte Ltd. ("ESA") in which the Company owned a 12.5% interest at May 31, 2008, 2007 and 2006. ESA purchased goods from the Company for approximately \$7,000, \$15,000 and \$215,000 during fiscal 2008, 2007 and 2006, respectively. In addition, the Company purchased goods from ESA for approximately \$2,000, \$1,000 and \$77,000 in fiscal 2008, 2007 and 2006, respectively. At May 31, 2008 and 2007, the Company had no amounts payable to ESA. At May 31, 2008 and 2007, the Company had no amounts receivable from ESA.

Mario M. Rosati, one of the Company's directors, is also a member of Wilson Sonsini Goodrich & Rosati, Professional Corporation, which has served as the Company's outside corporate counsel and has received compensation at normal commercial rates for these services.

**15. COMMITMENTS AND CONTINGENCIES:**

**COMMITMENTS**

The Company leases most of its manufacturing and office space under operating leases. The Company entered into non-cancelable operating lease agreements for its United States manufacturing and office facilities and its facilities in Japan. These commitments expire no later than December 2009. Under the lease agreements, the Company is responsible for payments of utilities, taxes and insurance.

Minimum annual rentals payments under operating leases in each of the next five fiscal years and thereafter are as follows (in thousands):

Years Ending May 31,	
2009.....	\$ 642
2010.....	657
2011.....	577
2012.....	542
2013.....	555
Thereafter.....	1,213
	-----
Total	\$4,186
	=====

Rental expense for the years ended May 31, 2008, 2007 and 2006 was approximately \$927,000, \$927,000 and \$881,000, respectively.

At May 31, 2008, the Company had a \$50,000 certificate of deposit held by a financial institution representing a security deposit for its United States manufacturing and office space lease. This amount is included in "Other Assets" on the consolidated balance sheets.

**PURCHASE OBLIGATIONS**

The Company has purchase obligations to certain suppliers. In some cases the products the Company purchases are unique and have provisions against cancellation of the order. At May 31, 2008, the Company had approximately \$3.6 million of purchase obligations which are due within the following 12 months. This amount does not include contractual obligations recorded on the consolidated balance sheets as liabilities.

## CONTINGENCIES

The Company is not currently party to any material litigation. The Company is, from time to time, involved in legal proceedings arising in the ordinary course of business. While there can be no assurances as to the ultimate outcome of any litigation involving the Company, management does not believe any pending legal proceedings will result in judgment or settlement that will have a material adverse effect on the Company's consolidated financial position, results of operations or cash flows.

In the normal course of business to facilitate sales of its products, the Company indemnifies other parties, including customers, with respect to certain matters. The Company has agreed to hold the other party harmless against losses arising from a breach of representations or covenants, or from intellectual property infringement or other claims. These agreements may limit the time within which an indemnification claim can be made and the amount of the claim. In addition, the Company has entered into indemnification agreements with its officers and directors, and the Company's bylaws contain similar indemnification obligations to the Company's agents.

It is not possible to determine the maximum potential amount under these indemnification agreements due to the limited history of prior indemnification claims and the unique facts and circumstances involved in each particular agreement. To date, payments made by the Company under these agreements have not had a material impact on the Company's operating results, financial position or cash flows.

## SELECTED QUARTERLY CONSOLIDATED FINANCIAL DATA (UNAUDITED)

The following table (presented in thousands, except per share data) sets forth selected unaudited condensed consolidated statements of income data for each of the four quarters of the fiscal years ended May 31, 2008 and 2007. The unaudited quarterly information has been prepared on the same basis as the annual information presented elsewhere herein and, in the Company's opinion, includes all adjustments (consisting only of normal recurring entries) necessary for a fair statement of the information for the quarters presented. The operating results for any quarter are not necessarily indicative of results for any future period and should be read in conjunction with the audited consolidated financial statements of the Company's and the notes thereto included elsewhere herein.

	Three Months Ended			
	Aug. 31, 2007	Nov. 30, 2007	Feb. 29, 2008	May 31, 2008
Net sales.....	\$7,660	\$9,675	\$10,792	\$10,914
Gross profit.....	\$4,181	\$4,884	\$ 5,530	\$ 5,374
Net income.....	\$ 779	\$1,366	\$ 1,926	\$ 6,502
Net income per share (basic).....	\$ 0.10	\$ 0.17	\$ 0.24	\$ 0.79
Net income per share (diluted).....	\$ 0.09	\$ 0.16	\$ 0.23	\$ 0.74

	Three Months Ended			
	Aug. 31, 2006	Nov. 30, 2006	Feb. 28, 2007	May 31, 2007
Net sales.....	\$7,136	\$6,249	\$5,687	\$8,279
Gross profit.....	\$3,253	\$2,959	\$3,318	\$4,383
Net income.....	\$ 557	\$ 687	\$ 265	\$ 919
Net income per share (basic).....	\$ 0.07	\$ 0.09	\$ 0.03	\$ 0.12
Net income per share (diluted).....	\$ 0.07	\$ 0.08	\$ 0.03	\$ 0.11

## Item 9. Changes in and Disagreements with Accountants on Accounting and Financial Disclosure

None.

## **Item 9A(T). Controls and Procedures**

### **(a) Evaluation of disclosure controls and procedures.**

Our management evaluated, with the participation of our Chief Executive Officer and Chief Financial Officer, the effectiveness of our disclosure controls and procedures as of the end of the period covered by this Annual Report on Form 10-K. Based upon that evaluation, the Chief Executive Officer and the Chief Financial Officer have concluded that our disclosure controls and procedures are effective to ensure that information we are required to disclose in reports that we file or submit under the Securities Exchange Act of 1934 is recorded, processed, summarized and reported within the time periods specified in Securities and Exchange Commission rules and forms.

### **(b) Management's report on internal control over financial reporting.**

Our management is responsible for establishing and maintaining adequate internal control over financial reporting as defined in Rule 13a-15(f) of the Exchange Act. Under the supervision and with the participation of our Chief Executive Officer and Chief Financial Officer, our management conducted an evaluation of the effectiveness of our internal control over financial reporting based upon the framework in "Internal Control – Integrated Framework" issued by the Committee of Sponsoring Organizations of the Treadway Commission. Based on that evaluation, management has concluded that the Company's internal control over financial reporting was effective as of May 31, 2008. This annual report does not include an attestation report of the Company's registered public accounting firm regarding internal control over financial reporting. Management's report was not subject to attestation by the Company's registered public accounting firm pursuant to temporary rules of the Securities and Exchange Commission that permit the Company to provide only management's report in this annual report.

### **(c) Changes in internal controls over financial reporting.**

There was no change in our internal control over financial reporting that occurred during the period covered by this Annual Report on Form 10-K that has materially affected, or is reasonably likely to materially affect, our internal control over financial reporting.

## **Item 9B. Other Information**

None.

## **PART III**

## **Item 10. Directors, Executive Officers and Corporate Governance**

The information required by this item relating to directors is incorporated by reference to the information under the caption "Proposal 1 -- Election of Directors" in the Proxy Statement. The information required by this item relating to executive officers is incorporated by reference to the information under the caption "Management -- Executive Officers and Directors of the Company" at the end of Part I of this report on Form 10-K. Information regarding Section 16 reporting compliance is incorporated herein by reference under the caption "Compliance with Section 16(a) of the Securities Exchange Act of 1934" in the Proxy Statement.

## **Item 11. Executive Compensation**

The information required by this item is incorporated by reference to the section entitled "Compensation of Executive Officers" of the Proxy Statement.

## **Item 12. Security Ownership of Certain Beneficial Owners and Management and Related Stockholder Matters**

The information required by this item is incorporated by reference to the section entitled "Security Ownership of Certain Beneficial Owners, Directors and Management" of the Proxy Statement.

## **Item 13. Certain Relationships and Related Transactions**

The information required by this item is incorporated by reference to the section entitled "Certain Relationships and Related Transactions" of the Proxy Statement.

**Item 14. Principal Accounting Fees and Services**

The information required by this item is incorporated by reference to the section entitled "Independent Registered Accounting Firm's Fees" of the Proxy Statement.

**PART IV**

**Item 15. Exhibits and Financial Statement Schedules**

(a) The following documents are filed as part of this Report:

1. Financial Statements

See Index under Item 8.

2. Financial Statement Schedule

See Index under Item 8.

3. Exhibits

See Item 15(b) below.

(b) Exhibits

The following exhibits are filed as part of or incorporated by reference into this Report:

Exhibit No.	Description
3.1(1)	Restated Articles of Incorporation of Registrant.
3.2(1)	Bylaws of Registrant.
4.1(2)	Form of Common Stock certificate.
4.2(3)	2006 Equity Incentive Plan.
4.3(3)	2006 Employee Stock Purchase Plan.
10.1(1)	Amended 1986 Incentive Stock Plan and form of agreement thereunder.
10.2(2)	1996 Stock Option Plan (as amended and restated) and forms of Incentive Stock Option Agreement and Nonstatutory Stock Option Agreement thereunder.
10.3(2)	1997 Employee Stock Purchase Plan and form of subscription agreement thereunder.
10.4(2)	Form of Indemnification Agreement entered into between Registrant and its directors and executive officers.
10.5(1)	Capital Stock Purchase Agreement dated September 11, 1979 between Registrant and certain holders of Common Stock.
10.6(1)	Capital Stock Investment Agreement dated April 12, 1984 between Registrant and certain holders of Common Stock.
10.7(1)	Amendment dated September 17, 1985 to Capital Stock Purchase Agreement dated April 12, 1984 between Registrant and certain holders of Common Stock.
10.8(1)	Amendment dated February 26, 1990 to Capital Stock Purchase Agreement dated April 12, 1984 between Registrant and certain holders of Common Stock.
10.9(1)	Stock Purchase Agreement dated September 18, 1985 between Registrant and certain holders of Common Stock.
10.10(1)	Common Stock Purchase Agreement dated February 26, 1990 between Registrant and certain holders of Common Stock.
10.11(1)	Lease dated May 14, 1991 for facilities located at 1667 Plymouth Street, Mountain View, California.
10.12(4)	Lease dated August 3, 1999 for facilities located at Building C, 400 Kato Terrace, Fremont, California.
10.13(5)	Preferred Shares Rights Agreement dated March 5, 2001.
10.14(6)	Form of Change of Control Agreement.
10.15(8)	First Amendment dated May 06, 2008 for facilities located at 400 Kato Terrace, Fremont, California.
16.1(7)	Letter dated December 9, 2005 regarding change in Certifying Accountant.
21.1(1)	Subsidiaries of the Company.
23.1	Consent of Burr, Pilger & Mayer LLP - Independent Registered Public Accounting Firm.
24.1	Power of Attorney (see page 55).
31.1	Certification Statement of Chief Executive Officer pursuant to Section 302(a) of the Sarbanes-Oxley Act of 2002.
31.2	Certification Statement of Chief Financial Officer pursuant to Section 302(a) of the Sarbanes-Oxley Act of 2002.
32	Certification of Chief Executive Officer and Chief Financial Officer pursuant to 18 U.S.C. Section 1350, as adopted pursuant to Section 906 of the Sarbanes-Oxley Act of 2002.

(1) Incorporated by reference to the same-numbered exhibit previously filed with the Company's Registration Statement on Form S-1 filed June 11, 1997 (File No. 333-28987).

(2) Incorporated by reference to the same-numbered exhibit previously filed with Amendment No.1 to the Company's Registration Statement on Form S-1 filed July 17, 1997 (File No. 333-28987).

(3) Incorporated by reference to the exhibit previously filed with the Company's Registration Statement on Form S-8 filed October 27, 2006 (File No. 333-138249).

(4) Incorporated by reference to the same-numbered exhibit previously filed with the Company's Form 10-K for the year ended May 31, 1999 filed August 30, 1999 (File No. 000-22893).

(5) Incorporated by reference to the Exhibit No. 4.1 previously filed with the Company's Current Report on Form 8-K filed March 28, 2001 (File No. 000-22893).

(6) Incorporated by reference to the same-numbered exhibit previously filed with the Company's Form 10-K for the year ended May 31, 2001 filed August 29, 2001 (File No. 000-22893).

(7) Incorporated by reference to the same-numbered exhibit previously filed with the Company's Current Report on Form 8-K filed December 9, 2005 (File No. 000-22893).

(8) Incorporated by reference to the same-numbered exhibit previously filed with the Company's Current Report on Form 8-K filed May 9, 2008 (File No. 000-22893).



**CERTIFICATION OF CHIEF EXECUTIVE OFFICER PURSUANT TO SECTION 302(a) OF THE  
SARBANES-OXLEY ACT**

I, Rhea J. Posedel, certify that:

1. I have reviewed this annual report on Form 10-K of Aehr Test Systems;
2. Based on my knowledge, this annual report does not contain any untrue statement of a material fact or omit to state a material fact necessary to make the statements made, in light of the circumstances under which such statements were made, not misleading with respect to the period covered by this annual report;
3. Based on my knowledge, the financial statements, and other financial information included in this annual report, fairly present in all material respects the financial condition, results of operations and cash flows of the registrant as of, and for, the periods presented in this annual report;
4. The registrant's other certifying officer(s) and I are responsible for establishing and maintaining disclosure controls and procedures (as defined in Exchange Act Rules 13a-15(e) and 15d-15(e)) for the registrant and we have:
  - a) Designed such disclosure controls and procedures, or caused such disclosure controls and procedures to be designed under our supervision, to ensure that material information relating to the registrant, including its consolidated subsidiaries, is made known to us by others within those entities, particularly during the period in which this annual report is being prepared;
  - b) Evaluated the effectiveness of the registrant's disclosure controls and procedures and presented in this annual report our conclusions about the effectiveness of the disclosure controls and procedures, as of the end of the period covered by this report based on such evaluation; and
  - c) Disclosed in this annual report any change in the registrant's internal control over financial reporting that occurred during the registrant's most recent fiscal quarter (the registrant's fourth fiscal quarter in the case of an annual report) that has materially affected, or is reasonably likely to materially affect, the registrant's internal control over financial reporting; and
5. The registrant's other certifying officer(s) and I have disclosed, based on our most recent evaluation of internal control over financial reporting, to the registrant's auditors and the audit committee of the registrant's board of directors (or persons performing the equivalent functions):
  - a) All significant deficiencies and material weaknesses in the design or operation of internal control over financial reporting which are reasonably likely to adversely affect the registrant's ability to record, process, summarize and report financial information; and
  - b) Any fraud, whether or not material, that involves management or other employees who have a significant role in the registrant's internal control over financial reporting.

Date: August 28, 2008

/s/ RHEA J. POSEDEL

-----  
Rhea J. Posedel  
Chief Executive Officer



**CERTIFICATION OF CHIEF FINANCIAL OFFICER PURSUANT TO SECTION 302(a) OF THE  
SARBANES-OXLEY ACT**

I, Gary L. Larson, certify that:

1. I have reviewed this annual report on Form 10-K of Aehr Test Systems;
2. Based on my knowledge, this annual report does not contain any untrue statement of a material fact or omit to state a material fact necessary to make the statements made, in light of the circumstances under which such statements were made, not misleading with respect to the period covered by this annual report;
3. Based on my knowledge, the financial statements, and other financial information included in this annual report, fairly present in all material respects the financial condition, results of operations and cash flows of the registrant as of, and for, the periods presented in this annual report;
4. The registrant's other certifying officer(s) and I are responsible for establishing and maintaining disclosure controls and procedures (as defined in Exchange Act Rules 13a-15(e) and 15d-15(e)) for the registrant and we have:
  - a) Designed such disclosure controls and procedures, or caused such disclosure controls and procedures to be designed under our supervision, to ensure that material information relating to the registrant, including its consolidated subsidiaries, is made known to us by others within those entities, particularly during the period in which this annual report is being prepared;
  - b) Evaluated the effectiveness of the registrant's disclosure controls and procedures and presented in this annual report our conclusions about the effectiveness of the disclosure controls and procedures, as of the end of the period covered by this report based on such evaluation; and
  - c) Disclosed in this annual report any change in the registrant's internal control over financial reporting that occurred during the registrant's most recent fiscal quarter (the registrant's fourth fiscal quarter in the case of an annual report) that has materially affected, or is reasonably likely to materially affect, the registrant's internal control over financial reporting; and
5. The registrant's other certifying officer(s) and I have disclosed, based on our most recent evaluation of internal control over financial reporting, to the registrant's auditors and the audit committee of the registrant's board of directors (or persons performing the equivalent functions):
  - a) All significant deficiencies and material weaknesses in the design or operation of internal control over financial reporting which are reasonably likely to adversely affect the registrant's ability to record, process, summarize and report financial information; and
  - b) Any fraud, whether or not material, that involves management or other employees who have a significant role in the registrant's internal control over financial reporting.

Date: August 28, 2008

/s/ GARY L. LARSON

-----  
Gary L. Larson  
Chief Financial Officer

**CERTIFICATION OF CHIEF EXECUTIVE OFFICER AND CHIEF FINANCIAL OFFICER  
PURSUANT TO  
18 U.S.C. SECTION 1350,  
AS ADOPTED PURSUANT TO  
SECTION 906 OF THE SARBANES-OXLEY ACT OF 2002**

I, Rhea J. Posedel, certify, pursuant to 18 U.S.C. Section 1350, as adopted pursuant to Section 906 of the Sarbanes-Oxley Act of 2002, that the Annual Report of Aehr Test Systems on Form 10-K for the period ending May 31, 2008 fully complies with the requirements of Section 13(a) or 15(d) of the Securities Exchange Act of 1934 and that information contained in such Annual Report on Form 10-K fairly presents in all material respects the financial condition and results of operations of Aehr Test Systems.

By: /s/ RHEA J. POSEDEL

-----  
Rhea J. Posedel  
Chief Executive Officer

I, Gary L. Larson, certify, pursuant to 18 U.S.C. Section 1350, as adopted pursuant to Section 906 of the Sarbanes-Oxley Act of 2002, that the Annual Report of Aehr Test Systems on Form 10-K for the period ending May 31, 2008 fully complies with the requirements of Section 13(a) or 15(d) of the Securities Exchange Act of 1934 and that information contained in such Annual Report on Form 10-K fairly presents in all material respects the financial condition and results of operations of Aehr Test Systems.

By: /s/ GARY L. LARSON

-----  
Gary L. Larson  
Chief Financial Officer

## CORPORATE INFORMATION

### DIRECTORS

**Rhea J. Posedel**

Chief Executive Officer,  
Chairman of the Board

**Robert R. Anderson** <sup>(1) (2)</sup>

Private investor

**William W.R. Elder** <sup>(1) (2) (3)</sup>

Executive Vice President  
Global Operations,  
Maskless Lithography Inc.

**Mukesh Patel** <sup>(1) (3)</sup>

Private investor

**Mario M. Rosati**

Member  
Wilson Sonsini Goodrich & Rosati,  
a law firm

*(1) Member of the Audit Committee*

*(2) Member of the Compensation Committee*

*(3) Member of the Nominating and  
Governance Committee*

### OFFICERS

**Rhea J. Posedel**

Chief Executive Officer,  
Chairman of the Board

**Gary L. Larson**

Vice President of Finance,  
Chief Financial Officer

**Carl N. Buck**

Vice President of Marketing and  
Contactor Business Group

**Joel Bustos**

Vice President of Operations

**David S. Hendrickson**

Vice President of Engineering

**Gregory M. Perkins**

Vice President of Worldwide  
Sales and Service

**Kunio Sano**

President  
Aehr Test Systems Japan

### CORPORATE HEADQUARTERS

400 Kato Terrace  
Fremont, CA 94539  
Telephone: 510.623.9400  
Fax: 510.623.9450  
Website: www.aehr.com

### SUBSIDIARIES

**Aehr Test Systems Japan**

7-9, 2-Chome  
Shibasaki-Cho  
Tachikawa-Shi  
Tokyo, Japan 190-0023  
Telephone: 81.42.525.1061  
Fax: 81.42.525.1410  
Email: atsj@aehr.com

**Aehr Test Systems GmbH**

Industriestrasse 9  
D-86919 Utting  
Germany  
Telephone: 49.8806.2021  
Fax: 49.8806.2024  
Email: atsg@aehr.com

**Aehr Test Systems Taiwan**

No. 26 Guang Hua East 1st Street  
Hsinchu 300  
Taiwan, Republic of China  
Telephone: 886.3.543-7368  
Fax: 886.3.543-8659  
Email: taiwan\_support@aehr.com

### SHAREHOLDER INFORMATION

**Legal Counsel**

Wilson Sonsini Goodrich & Rosati,  
Professional Corporation  
Palo Alto, CA

**Independent Registered Public  
Accounting Firm**

Burr, Pilger & Mayer LLP  
San Jose, CA

**Transfer Agent and Registrar**

Computershare Trust Company, N.A.  
P.O. Box 43070  
Providence, RI 02940-3070  
Toll free: 800.962.4284  
Telephone: 303.262.0600  
Fax: 303.262.0700

**Investor Relations**

Aehr Test Systems  
400 Kato Terrace  
Fremont, CA 94539  
Telephone: 510.623.9400  
Fax: 510.623.9450  
Website: www.aehr.com

**Annual Meeting**

The annual meeting of  
shareholders will be held at  
4:00 p.m. on October 28, 2008  
at the Company's corporate  
headquarters.

*Aehr Test Systems' corporate  
headquarters has been  
certified to the International  
Standards Organization (ISO)  
9001 standard since 1997.*





**CORPORATE HEADQUARTERS**

400 KATO TERRACE

FREMONT, CA 94539

TELEPHONE: 510.623.9400

FAX: 510.623.9450

WEB: [WWW.AEHR.COM](http://WWW.AEHR.COM)

END