




**RESORTS WORLD BHD.**  
(Incorporated in Malaysia under Company No: 58019-U)

Wisma Genting, 28 Jalan Sultan Ismail, 50250 Kuala Lumpur.  
P. O. Box 12745, 50788 Kuala Lumpur, Malaysia.  
Tel: 03-21613833, 20323833 Fax: 03-21615304  
Telex: MA 30022 Cable: Gentotel-Kuala Lumpur

30 August 2006

Securities & Exchange Commission  
Division of Corporate Finance  
Room 3094 (3-G)  
450 Fifth Street, N.W.  
Washington, D.C. 20549  
United States of America



BY FAX/COURIER



**SUPL**

Dear Sirs

**RESORTS WORLD BHD.**  
**EXEMPTION NO. 82-3229**

We enclose a copy each of the following documents for filing pursuant to exemption no. 82-3229 granted to the Company under Rule 12g3-2(b) of the Securities Exchange Act of 1934:

- (i) Quarterly Report comprising the condensed unaudited Income Statement, Balance Sheet, Statement of Changes in Equity, Cash Flow Statement and Explanatory Notes for the second quarter ended 30 June 2006.
- (ii) Entitlement (Notice of Book Closure) - Interim Dividend.

Yours sincerely  
**RESORTS WORLD BHD.**

**TAN WOUI MENG**  
Group Company Secretary

**PROCESSED**

**SEP 11 2006**

**THOMSON  
FINANCIAL**

Encls...  
F:\USERS\SECROZITA\LETTERS\SECD CF.U.S.A.doc



Form Version 2.0


### Financial Results

Ownership transfer to RESORTS WORLD/EDMS/KLSE on 30/08/2006 05:08:44 PM

Submitted by RESORTS WORLD on 30/08/2006 06:03:56 PM

Reference No RW-060830-2332A

Submitting Merchant Bank :  
 (if applicable)  
 Submitting Secretarial Firm Name :  
 (if applicable)  
 \* Company name : RESORTS WORLD BHD  
 \* Stock name : RESORTS  
 \* Stock code : 4715  
 \* Contact person : TAN WOUI MENG  
 \* Designation : GROUP COMPANY SECRETARY



#### Part A1 : QUARTERLY REPORT

- \* Quarterly report for the financial : 30/06/2006  16
- period ended
- \* Quarter :  1 Qtr  2 Qtr  3 Qtr  4 Qtr  Other
- \* Financial Year End : 31/12/2006  16
- \* The figures :  have been audited  have not been audited

Please attach the full Quarterly Report here:



RWG-ANN2Q06.pc

Remarks:

#### Part A2 : SUMMARY OF KEY FINANCIAL INFORMATION

Summary of Key Financial Information for the financial period ended  
 \* 30/06/2006

	INDIVIDUAL QUARTER		CUMULATIVE QUARTER		
	CURRENT YEAR QUARTER *	PRECEDING YEAR CORRESPONDING QUARTER	CURRENT YEAR TO DATE *	PRECEDING YEAR CORRESPONDING PERIOD	
	30/06/2006 <input type="checkbox"/> 16	30/06/2005 <input type="checkbox"/> 16	30/06/2006 <input type="checkbox"/> 16	30/06/2005 <input type="checkbox"/> 16	
	[dd/mm/yyyy] RM'000	[dd/mm/yyyy] RM'000	[dd/mm/yyyy] RM'000	[dd/mm/yyyy] RM'000	
1	Revenue	899,215	921,863	1,724,537	1,724,633
2	Profit/(loss) before tax	257,048	398,640	456,584	662,223

3	Profit/(loss) for the period	176,777	326,370	420,162	527,324
4	Profit/(loss) attributable to ordinary equity holders of the parent	176,879	326,465	420,359	527,514
5	Basic earnings/(loss) per share (sen)	16.18	29.90	38.48	48.31
6	Proposed/Declared dividend per share (sen)	12.00	10.00	12.00	10.00
		<b>AS AT END OF CURRENT QUARTER</b> *		<b>AS AT PRECEDING FINANCIAL YEAR END</b>	
7	Net assets per share attributable to ordinary equity holders of the parent (RM)	5.3900		5.1600	
Remarks :					

Note: For full text of the above announcement, please access the Bursa Malaysia website at [www.bursamalaysia.com](http://www.bursamalaysia.com)

### Part A3 : ADDITIONAL INFORMATION

		INDIVIDUAL QUARTER		CUMULATIVE QUARTER	
		CURRENT YEAR QUARTER*	PRECEDING YEAR CORRESPONDING QUARTER	CURRENT YEAR TO DATE*	PRECEDING YEAR CORRESPONDING PERIOD
		30/06/2006 <sup>16</sup>	30/06/2005 <sup>16</sup>	30/06/2006 <sup>16</sup>	30/06/2005 <sup>16</sup>
		[dd/mm/yyyy] RM'000	[dd/mm/yyyy] RM'000	[dd/mm/yyyy] RM'000	[dd/mm/yyyy] RM'000
1	Gross interest income	4,367	2,656	8,135	5,655
2	Gross interest expense	3,696	9,354	10,001	20,325

Remarks :

Note: The above information is for the Exchange internal use only.



## RESORTS WORLD BHD

(Incorporated in Malaysia under Company No. 58019-U)  
 Wisma Genting, 28 Jalan Sultan Ismail, 50250 Kuala Lumpur. P.O. Box 10937  
 50930 Kuala Lumpur, Malaysia. Tel: 03-21612288/23332288, Fax: 03-21615304 Telex: MA 30022.  
 Website: <http://www.genting.com.my>

### SECOND QUARTERLY REPORT

Quarterly report on consolidated results for the financial period ended 30 June 2006. The figures have not been audited.

#### CONDENSED CONSOLIDATED INCOME STATEMENTS FOR THE FINANCIAL PERIOD ENDED 30 JUNE 2006

	UNAUDITED INDIVIDUAL QUARTER		UNAUDITED CUMULATIVE PERIOD	
	<u>Current year quarter</u>  <u>30.6.2006</u> <u>RM'000</u>	<u>Preceding year corresponding quarter (Restated)</u> <u>30.6.2005</u> <u>RM'000</u>	<u>Current year-to-date</u>  <u>30.6.2006</u> <u>RM'000</u>	<u>Preceding year corresponding period (Restated)</u> <u>30.6.2005</u> <u>RM'000</u>
Revenue	899,215	921,863	1,724,537	1,724,633
Cost of sales	(540,343)	(498,252)	(1,087,913)	(991,705)
<b>Gross profit</b>	<b>358,872</b>	<b>423,611</b>	<b>636,624</b>	<b>732,928</b>
Other income	9,350	22,572	29,330	28,814
Other expenses	(49,940)	(47,545)	(95,354)	(94,104)
<b>Profit from operations</b>	<b>318,282</b>	<b>398,638</b>	<b>570,600</b>	<b>667,638</b>
Finance cost	(3,696)	(9,259)	(10,001)	(20,325)
Share of results in jointly controlled entity and associates	(57,538)	9,261	(104,015)	14,910
<b>Profit from ordinary activities before taxation</b>	<b>257,048</b>	<b>398,640</b>	<b>456,584</b>	<b>662,223</b>

**RESORTS WORLD BHD**  
**CONDENSED CONSOLIDATED INCOME STATEMENTS**  
**FOR THE FINANCIAL PERIOD ENDED 30 JUNE 2006**

	UNAUDITED INDIVIDUAL QUARTER		UNAUDITED CUMULATIVE PERIOD	
	<u>Current year quarter</u>  <u>30.6.2006</u>  <u>RM'000</u>	<u>Preceding year corresponding quarter (Restated)</u> <u>30.6.2005</u>  <u>RM'000</u>	<u>Current year-to-date</u>  <u>30.6.2006</u>  <u>RM'000</u>	<u>Preceding year corresponding period (Restated)</u> <u>30.6.2005</u>  <u>RM'000</u>
Taxation	(80,271)	(72,270)	(36,422)	(134,899)
<b>Profit for the period</b>	<b>176,777</b>	<b>326,370</b>	<b>420,162</b>	<b>527,324</b>
Attributable to:				
Equity holders of the Company	176,879	326,465	420,359	527,514
Minority interest	(102)	(95)	(197)	(190)
	<b>176,777</b>	<b>326,370</b>	<b>420,162</b>	<b>527,324</b>
<b>Earnings per share attributable to equity holders of the Company:</b>				
Basic earnings per share (sen)	16.18	29.90	38.48	48.31
Diluted earnings per share (sen)	16.15	29.90	38.48	48.31

*(The Condensed Consolidated Income Statements should be read in conjunction with the audited Financial Statements for the financial year ended 31 December 2005.)*

**RESORTS WORLD BHD**  
**CONDENSED CONSOLIDATED BALANCE SHEET**  
**AS AT 30 JUNE 2006**

	Unaudited As at 30.6.2006 RM'000	Restated (Unaudited) As at 31.12.2005 RM'000
<b>ASSETS</b>		
<b>Non-current assets</b>		
Property, plant and equipment	3,529,915	3,519,957
Land held for property development	186,117	186,117
Investment properties	22,519	22,254
Jointly controlled entity	1,094	1,066
Associate	1,994,865	2,155,595
Other long term assets	252,663	261,564
	<u>5,987,173</u>	<u>6,146,553</u>
<b>Current assets</b>		
Inventories	53,270	53,456
Trade and other receivables	190,269	126,700
Amount due from other related companies	5,850	7,401
Amount due from an associate	955	808
Short term investments	467,850	276,033
Bank balances and deposits	260,660	438,854
	<u>978,854</u>	<u>903,252</u>
<b>TOTAL ASSETS</b>	<u><b>6,966,027</b></u>	<u><b>7,049,805</b></u>
<b>EQUITY AND LIABILITIES</b>		
<b>Equity attributable to equity holders of the Company</b>		
Share capital	546,692	545,940
Reserves	5,351,980	5,090,541
	<u>5,898,672</u>	<u>5,636,481</u>
<b>Minority Interests</b>	<u>8,331</u>	<u>8,528</u>
<b>TOTAL EQUITY</b>	<u><b>5,907,003</b></u>	<u><b>5,645,009</b></u>
<b>Non-current liabilities</b>		
Other long term liabilities	71,589	71,282
Long term borrowings	133,862	137,632
Deferred taxation	181,473	173,051
	<u>386,924</u>	<u>381,965</u>
<b>Current liabilities</b>		
Trade and other payables	347,340	475,549
Amount due to holding company	8,199	10,382
Amount due to other related companies	41,742	41,456
Short term borrowings	91,278	396,128
Taxation	73,328	99,316
Dividend payable	110,213	-
	<u>672,100</u>	<u>1,022,831</u>
<b>TOTAL LIABILITIES</b>	<u><b>1,059,024</b></u>	<u><b>1,404,796</b></u>
<b>TOTAL EQUITY AND LIABILITIES</b>	<u><b>6,966,027</b></u>	<u><b>7,049,805</b></u>
<b>NET ASSETS PER SHARE (RM)</b>	<u><b>5.39</b></u>	<u><b>5.16</b></u>

*(The Condensed Consolidated Balance Sheet should be read in conjunction with the audited Financial Statements for the financial year ended 31 December 2005.)*

**RESORTS WORLD BHD**  
**CONDENSED CONSOLIDATED STATEMENTS OF CHANGES IN EQUITY**  
**FOR THE FINANCIAL PERIOD ENDED 30 JUNE 2006**

Part I Note	Attributable to equity holders of the Company					Minority Interest RM'000	Total Equity RM'000	
	Share Capital RM'000	Share Premium RM'000	Other Reserves RM'000	Unapp- ropriated Profit RM'000	Total RM'000			
	<b>At 1 January 2005</b>							
As previously stated	545,922	33,333	6,546	4,167,235	4,753,036	8,909	4,761,945	
Prior year adjustment – effect of adopting:								
- FRS 121	(a)(i)(cc)	-	-	74,631	-	74,631	-	74,631
<b>At 1 January 2005 (restated)</b>		545,922	33,333	81,177	4,167,235	4,827,667	8,909	4,836,576
Foreign exchange differences recognised directly in equity		-	-	(1,407)	-	(1,407)	-	(1,407)
Profit for the period		-	-	-	527,514	527,514	(190)	527,324
Appropriation:								
Final dividend declared for the year ended 31 December 2004		-	-	-	(86,474)	(86,474)	-	(86,474)
Total recognised income and expenses for the period		-	-	(1,407)	441,040	439,633	(190)	439,443
Share of equity portion in associate's convertible bonds		-	-	19,732	-	19,732	-	19,732
Issue of shares		1	16	-	-	17	-	17
<b>At 30 June 2005 (restated)</b>		<u>545,923</u>	<u>33,349</u>	<u>99,502</u>	<u>4,608,275</u>	<u>5,287,049</u>	<u>8,719</u>	<u>5,295,768</u>

*(The Condensed Consolidated Statements of Changes in Equity should be read in conjunction with the audited Financial Statements for the financial year ended 31 December 2005.)*

**RESORTS WORLD BHD**  
**CONDENSED CONSOLIDATED STATEMENTS OF CHANGES IN EQUITY**  
**FOR THE FINANCIAL PERIOD ENDED 30 JUNE 2006 (CONT'D)**

Part I Note	Attributable to equity holders of the Company					Minority Interest RM'000	Total Equity RM'000	
	Share Capital RM'000	Share Premium RM'000	Other Reserves RM'000	Unappro- priated Profit RM'000	Total RM'000			
<b>At 1 January 2006</b>								
As previously stated	545,940	33,668	25,108	4,970,757	5,575,473	8,528	5,584,001	
Prior year adjustment - effect of adopting:								
- FRS 121	(a)(i)(cc)	-	-	61,439	(431)	61,008	-	61,008
<b>At 1 January 2006 (restated)</b>	<b>545,940</b>	<b>33,668</b>	<b>86,547</b>	<b>4,970,326</b>	<b>5,636,481</b>	<b>8,528</b>	<b>5,645,009</b>	
Foreign exchange differences recognised directly in equity	-	-	(63,510)	-	(63,510)	-	(63,510)	
Profit for the period	-	-	-	420,359	420,359	(197)	420,162	
Appropriation: Final dividend declared for the year ended 31 December 2005	-	-	-	(110,213)	(110,213)	-	(110,213)	
Total recognised income and expenses for the period	-	-	(63,510)	310,146	246,636	(197)	246,439	
Share based payments	-	-	86	-	86	-	86	
Issue of shares	752	14,717	-	-	15,469	-	15,469	
<b>At 30 June 2006</b>	<b>546,692</b>	<b>48,385</b>	<b>23,123</b>	<b>5,280,472</b>	<b>5,898,672</b>	<b>8,331</b>	<b>5,907,003</b>	

*(The Condensed Consolidated Statements of Changes in Equity should be read in conjunction with the audited Financial Statements for the financial year ended 31 December 2005.)*



**RESORTS WORLD BHD**  
**CONDENSED CONSOLIDATED CASH FLOW STATEMENT**  
**FOR THE FINANCIAL PERIOD ENDED 30 JUNE 2006**

**Unaudited**  
**Current**  
**Year-To-Date**  
**30.6.2006**  
**RM'000**

**Unaudited**  
**Preceding**  
**Year-To-Date**  
**30.6.2005**  
**RM'000**  
**(Restated)**

**CASH FLOWS FROM OPERATING ACTIVITIES**

Profit from ordinary activities before taxation	<b>456,584</b>	<b>662,223</b>
Adjustments for:		
Depreciation of property, plant and equipment	<b>114,595</b>	<b>111,694</b>
Interest expense	<b>10,001</b>	<b>20,325</b>
Interest income	<b>(8,135)</b>	<b>(5,655)</b>
Share of results in jointly controlled entity and associates	<b>104,015</b>	<b>(14,910)</b>
Unrealised exchange (gain)/ loss	<b>(5,705)</b>	<b>106</b>
Gain on disposal of short term investment	<b>-</b>	<b>(113,332)</b>
Gain on disposal of investment in a subsidiary	<b>-</b>	<b>(9,191)</b>
Additional gain from disposal of investment	<b>-</b>	<b>(9,000)</b>
Other non-cash items and adjustments	<b>2,997</b>	<b>4,176</b>
	<b>217,768</b>	<b>(15,787)</b>
<b>Operating profit before working capital changes</b>	<b>674,352</b>	<b>646,436</b>
Net change in current assets	<b>(8,365)</b>	<b>(14,494)</b>
Net change in current liabilities	<b>(85,356)</b>	<b>(12,102)</b>
	<b>(93,721)</b>	<b>(26,596)</b>
<b>Cash generated from operations</b>	<b>580,631</b>	<b>619,840</b>
Net tax paid	<b>(107,570)</b>	<b>(118,528)</b>
Retirement gratuities paid	<b>(1,132)</b>	<b>(911)</b>
Other net operating receipts	<b>(109)</b>	<b>896</b>
	<b>(108,811)</b>	<b>(118,543)</b>
<b>Net Cash Generated From Operating Activities</b>	<b>471,820</b>	<b>501,297</b>
<b>CASH FLOWS FROM INVESTING ACTIVITIES</b>		
Property, plant and equipment	<b>(166,198)</b>	<b>(204,079)</b>
Other investments	<b>8,020</b>	<b>4,679</b>
<b>Net Cash Used In Investing Activities</b>	<b>(158,178)</b>	<b>(199,400)</b>
<b>CASH FLOWS FROM FINANCING ACTIVITIES</b>		
Proceeds from issuance of shares	<b>15,469</b>	<b>17</b>
Interest paid	<b>(12,825)</b>	<b>(22,487)</b>
Repayment of borrowings	<b>(302,280)</b>	<b>(319,960)</b>
Borrowings from financial institutions	<b>-</b>	<b>19,000</b>
<b>Net Cash Used In Financing Activities</b>	<b>(299,636)</b>	<b>(323,430)</b>
<b>NET INCREASE/ (DECREASE) IN CASH AND CASH EQUIVALENTS</b>	<b>14,006</b>	<b>(21,533)</b>
<b>CASH AND CASH EQUIVALENTS AT BEGINNING OF FINANCIAL PERIOD</b>	<b>714,808</b>	<b>630,357</b>
<b>EFFECT OF CURRENCY TRANSLATION</b>	<b>(381)</b>	<b>-</b>
<b>CASH AND CASH EQUIVALENTS AT END OF FINANCIAL PERIOD</b>	<b>728,433</b>	<b>608,824</b>
<b><u>ANALYSIS OF CASH AND CASH EQUIVALENTS</u></b>		
Bank balances and deposits	<b>260,660</b>	<b>332,934</b>
Money market instruments (included in short term investments)	<b>467,773</b>	<b>275,890</b>
<b>CASH AND CASH EQUIVALENTS AT END OF FINANCIAL PERIOD</b>	<b>728,433</b>	<b>608,824</b>

*(The Condensed Consolidated Cash Flow Statement should be read in conjunction with the audited Financial Statements for the financial year ended 31 December 2005.)*

**RESORTS WORLD BHD**  
**NOTES TO THE INTERIM FINANCIAL REPORT - SECOND QUARTER ENDED 30 JUNE 2006**

**Part I: Compliance with Financial Reporting Standard (FRS) 134**

**a) Accounting Policies and Methods of Computation**

The interim financial report is unaudited and has been prepared in accordance with Financial Reporting Standard ("FRS") 134: Interim Financial Reporting and paragraph 9.22 of the Bursa Malaysia Securities Berhad ("Bursa Malaysia") Listing Requirements. The financial information for the 6 months period ended 30 June 2006 have been reviewed by the Company's auditors in accordance with the International Standard on Review Engagements ("ISRE 2400") - Engagements to Review Financial Statements.

The interim financial report should be read in conjunction with the audited financial statements of the Group for the financial year ended 31 December 2005.

**i) Changes in Accounting Policies**

The accounting policies and methods of computation adopted for the interim financial statements are consistent with those adopted for the annual audited financial statements for the financial year ended 31 December 2005 as well as the new/revised Malaysian Accounting Standards Board ("MASB") approved accounting standards that are effective and applicable in the current financial year.

The MASB issued a total of 21 new/revised FRSs, of which 18 are applicable to financial statements for annual periods beginning on or after 1 January 2006.

In the current period, the Group adopted the following new/revised FRSs below, which are relevant to its operations. The 2005 comparatives have been restated as required, in accordance with the relevant requirements.

FRS 2	Share-based Payment
FRS 3	Business Combinations
FRS 5	Non-Current Assets Held for Sale and Discontinued Operations
FRS 101	Presentation of Financial Statements
FRS 102	Inventories
FRS 108	Accounting Policies, Changes in Estimates and Errors
FRS 110	Events after the Balance Sheet Date
FRS 116	Property, Plant and Equipment
FRS 121	The Effects of Changes in Foreign Exchange Rates
FRS 127	Consolidated and Separate Financial Statements
FRS 128	Investments in Associates
FRS 131	Interests in Joint Ventures
FRS 132	Financial Instruments: Disclosure and Presentation
FRS 133	Earnings Per Share
FRS 136	Impairment of Assets
FRS 138	Intangible Assets
FRS 140	Investment Property

The Group has not adopted the following FRSs which effective date of commencement is 1 October 2006:

FRS 117	Leases
FRS 124	Related Party Disclosures

The adoption of the new/revised FRSs did not result in substantial changes to the Group's accounting policies other than the effects of the following FRSs:

FRS 2	Share-based Payment
FRS 101	Presentation of Financial Statements
FRS 121	The Effects of Changes in Foreign Exchange Rates
FRS 140	Investment Property

The principal effects of the changes in accounting policies resulting from the adoption of the above FRSs by the Group is as discussed below:

**(aa) FRS 2 Share-based Payment**

An entity is required to recognise share-based payment transactions in its financial statements, including transactions with employees or other parties to be settled in cash, other assets or equity instruments of the entity.

The Company's Executive Share Option Scheme for Eligible Executives of Resorts World Bhd ("ESOS") is an equity-settled share-based compensation plan. Prior to 1 January 2006, no compensation expense was recognised in the income statement for share options granted. Effective on 1 January 2006, with the adoption of FRS 2, the fair value of employee services rendered in exchange for the grant of the share options is recognised as an expense over the vesting period. The fair value is measured by the use of a trinomial model. The total amount to be expensed in the income statement over the vesting period is determined by reference to the fair value of the each share option granted at the grant date and the number of share options vested by vesting date, with a corresponding increase in equity. Before the end of the vesting period, at each balance sheet date, the Group will revise its estimate of the number of share options that are expected to be vested at the vesting date and it recognises the impact of this revision in the income statement with a corresponding adjustment to equity. After the vesting date, no adjustment to the income statement is made. The proceeds received net of any directly attributable transaction costs are credited to share capital (nominal value) and share premium account when the share options are exercised.

Under the transitional provision of FRS 2, this FRS is applied to share options that were granted after 31 December 2004 and had not vested on 1 January 2006. The financial impact to the Group arising from this change in accounting policy is as follows:

	Quarter ended		Period ended	
	30.6.2006	30.6.2005	30.6.2006	30.6.2005
	RM'000	RM'000	RM'000	RM'000
Decrease in profit for the period	32	-	86	-

**(bb) FRS 101 Presentation of Financial Statements**

The adoption of the revised FRS 101 has affected the presentation of minority interest, share of results in associates and other disclosures. In the consolidated balance sheet, minority interests are now presented within equity. In the consolidated income statement, minority interests are presented as an allocation of the total profit for the period. A similar requirement is applicable to the statement of changes in equity where it requires disclosure, on the face of the statement of changes in equity, total recognised income and expenses for the period, showing separately the amounts attributable to equity holders of the Company and to minority interest.

Share of results in associates is disclosed net of tax and minority interests on the consolidated income statement.

FRS 101 also requires the disclosure of certain items on the face of the consolidated balance sheet. The current period's presentation of the Group's financial statements is based on the revised requirements of FRS 101, with comparatives restated to conform with the current period's presentation (See Part I (a) (ii)).

**(cc) FRS 121 The Effects of Changes in Foreign Exchange Rates**

The financial statement of each entity in the Group is measured using the currency of the primary economic environment in which the entity operates (the "functional currency"). The consolidated financial statements are presented in Ringgit Malaysia ("RM"), which is the Company's functional and presentation currency.

Foreign currency transactions of each entity in the Group are translated into the functional currency using the exchange rates prevailing at the dates of the transactions. Foreign exchange gains and losses resulting from the settlement of such transactions and from the translation at year end exchange rates of monetary assets and liabilities denominated in foreign currencies are recognised in the income statement.

On consolidation, the results and financial position of all the group entities which have a functional currency different from that of the parent company's functional currency are translated into the parent company's functional and presentation currency as follows:

- (1) assets and liabilities for each balance sheet presented are translated at the closing rate;
- (2) income and expenses for each income statement are translated at average exchange rates; and
- (3) all resulting exchange differences are recognised as a separate component of equity.

Previously, for foreign operations, the monetary assets and liabilities are translated at the closing rate on the balance sheet date. All other balance sheet items are translated at historical rate. All resulting exchange differences are recognised in the income statement.

On consolidation, exchange differences arising from the translation of the net investment in foreign entities are taken to shareholders' equity. When a foreign operation is sold, such exchange differences are recognised in the income statement as part of the gain or loss on sale. Previously, such exchange differences are taken into the income statement on the Group's financial statements.

The changes above are accounted for retrospectively. The comparative amounts as at 31 December 2005 are restated and the opening balance of unappropriated profits as at 1 January 2006 has been adjusted. The financial impact to the Group arising from this change in accounting policy is as follows:

	<b>As at 1.1.2006 RM'000</b>
Increase in Associate	62,402
Decrease in Other Long Term Assets	(1,394)
Increase in Reserves	<u>61,008</u>

As disclosed in Part I (a) (ii), certain comparatives have been restated due to this change in accounting policy.

**(dd) FRS 140 Investment Property**

FRS 140 defines an investment property as a property held for long-term rental yield and/or for capital appreciation and, that is not occupied by the companies in the Group. It is initially measured at cost, including direct transaction costs.

The Group adopted the cost model to measure all its investment properties. Under the cost model, investment property is measured at depreciated cost less any accumulated impairment losses.

Investment property previously classified under property, plant and equipment is now disclosed as a separate line item on the face of the consolidated balance sheet within non-current assets. In line with the revised requirements of FRS 101, the comparative is restated to conform with the current period's presentation (See Part I (a) (ii)). The effect to the Group arising from this change in accounting policy is as follows:

	<b>As at 1.1.2006</b> <b>RM'000</b>
Increase in Investment Properties	22,254
Decrease in Property, Plant and Equipment	<u>(22,254)</u>

**ii) Comparative Figures**

The following comparative amounts have been restated due to the adoption of the new and revised FRSs:

	<b>As previously reported RM'000</b>	<b>Part I Note</b>	<b>Effect of changes in accounting policies RM'000</b>	<b>Restated RM'000</b>
<b>As at 31 December 2005</b>				
Property, plant and equipment	3,542,211	(a)(i)(dd)	(22,254)	3,519,957
Investment properties	-	(a)(i)(dd)	22,254	22,254
Associates	2,093,193	(a)(i)(cc)	62,402	2,155,595
Other long term assets	262,958	(a)(i)(cc)	(1,394)	261,564
Reserves	5,029,533	(a)(i)(cc)	61,008	<u>5,090,541</u>
<b>Second quarter ended 30 June 2005</b>				
Share of results from associates	10,198	(a)(i)(bb)	(937)	9,261
Profit from ordinary activities before taxation	399,577	(a)(i)(bb)	(937)	398,640
Taxation	(73,207)	(a)(i)(bb)	937	(72,270)
Profit for the period	326,465	(a)(i)(bb)	(95)	326,370
<b>Financial period ended 30 June 2005</b>				
Share of results from associates	16,378	(a)(i)(bb)	(1,468)	14,910
Profit from ordinary activities before taxation	663,691	(a)(i)(bb)	(1,468)	662,223
Taxation	(136,367)	(a)(i)(bb)	1,468	(134,899)
Profit for the period	527,514	(a)(i)(bb)	(190)	<u>527,324</u>

**b) Disclosure of Audit Report Qualification and Status of Matters Raised**

The audit report of the Group's annual financial statements for the year ended 31 December 2005 was not qualified.

**c) Seasonal or Cyclical Factors**

The business operations of the Group's leisure and hospitality division are subject to seasonal fluctuations. The results are affected by major festive seasons and holidays.

**d) Unusual Items Affecting Assets, Liabilities, Equity, Net Income or Cash Flows**

There has not arisen in the current financial period ended 30 June 2006 of any nature and amount of items affecting assets, liabilities, equity, net income, or cash flows that are unusual because of their nature, size, or incidence except the over provision of income tax in respect of prior years as disclosed in note 5 of Part II to this financial report.

**e) Material Changes in Estimates**

There were no major changes in estimates of amounts reported in prior interim periods of the current quarter ended 30 June 2006 or that of prior financial years.

**f) Changes in Debt and Equity Securities**

The Company issued 1,505,000 new ordinary shares of 50 sen each, for cash, arising from the exercise of options granted under the Executive Share Option Scheme for Eligible Executives of Resorts World Bhd during the current financial period ended 30 June 2006 at the following exercise price:

Exercise price (RM)	No. of options exercised during the year
8.50	34,000
10.32	1,471,000
	<u>1,505,000</u>

**g) Dividends Paid**

No dividend has been paid for the current financial period ended 30 June 2006.

**h) Segment Information**

Segment analysis for the current financial period ended 30 June 2006 is set out below:

	<u>Leisure &amp; Hospitality</u> RM' 000	<u>Property</u> RM' 000	<u>Others</u> RM' 000	<u>Eliminations</u> RM' 000	<u>Total</u> RM' 000
<b>Revenue</b>					
External	1,710,371	2,532	11,634	-	1,724,537
Inter segment	575	3,568	25,778	(29,921)	-
	<u>1,710,946</u>	<u>6,100</u>	<u>37,412</u>	<u>(29,921)</u>	<u>1,724,537</u>
<b>Results</b>					
<b>Segment profit</b>	544,548	1,167	16,750	-	562,465
Interest income					8,135
Finance cost					(10,001)
Share of results in jointly controlled entity and associate					<u>(104,015)</u>
<b>Profit from ordinary activities before taxation</b>					456,584
Taxation					<u>(36,422)</u>
<b>Profit for the period</b>					<u>420,162</u>

**i) Valuation of Property, Plant and Equipment**

There was no valuation of property, plant and equipment since the last financial year ended 31 December 2005.

**j) Material Events Subsequent to the end of Financial Period**

There were no material events subsequent to the end of the current financial period ended 30 June 2006 that have not been reflected in this interim financial report.

**k) Changes in the Composition of the Group**

There have been no material changes in the composition of the Group for the current financial period ended 30 June 2006.

**l) Changes in Contingent Liabilities or Contingent Assets**

There were no material changes in the contingent liabilities or contingent assets since the last financial year ended 31 December 2005.

**m) Capital Commitments**

Capital commitments not provided for in the financial statements as at 30 June 2006 are as follows:

	<b>RM'000</b>
Authorised property, plant and equipment expenditure not provided for in the financial statements :	
- contracted	175,689
- not contracted	380,773
	<hr/>
	556,462
	<hr/> <hr/>



**RESORTS WORLD BHD**

**ADDITIONAL INFORMATION REQUIRED BY BURSA MALAYSIA – SECOND QUARTER ENDED 30 JUNE 2006**

**Part II : Compliance with Appendix 9B of Bursa Malaysia Listing Requirements**

**1) Review of Performance**

The results of the Group are tabulated below:

	INDIVIDUAL QUARTER			PRECEDING QUARTER		FINANCIAL YEAR TO DATE		
	2Q2006 RM'Mil	2Q2005 RM'Mil	% +/-	1Q2006 RM'Mil	% +/-	2006 RM'Mil	2005 RM'Mil	% +/-
<b>Revenue</b>								
Leisure & Hospitality	895.3	803.1	11	815.1	10	1,710.4	1,596.0	7
Property	1.0	2.3	-57	1.5	-33	2.5	4.0	-38
Proceeds from sale of quoted shares*	-	113.3	>-100	-	-	-	113.3	>-100
Others	2.9	3.2	-9	8.7	-67	11.6	11.3	3
	<u>899.2</u>	<u>921.9</u>	<u>-2</u>	<u>825.3</u>	<u>9</u>	<u>1,724.5</u>	<u>1,724.6</u>	<u>0</u>
<b>Profit Before Tax</b>								
Leisure & Hospitality	311.1	262.5	19	233.4	33	544.5	526.8	3
Property	0.6	1.1	-45	0.6	0	1.2	1.9	-37
Others	2.3	132.3	-98	14.5	-84	16.8	133.2	-87
	<u>314.0</u>	<u>395.9</u>	<u>-21</u>	<u>248.5</u>	<u>26</u>	<u>562.5</u>	<u>661.9</u>	<u>-15</u>
Interest income	4.3	2.7	59	3.8	13	8.1	5.7	42
Finance cost	(3.7)	(9.3)	60	(6.3)	41	(10.0)	(20.3)	51
Share of results in jointly controlled entity and associates	(57.5)	9.3	>-100	(46.5)	-24	(104.0)	14.9	>-100
Profit before tax	<u>257.1</u>	<u>398.6</u>	<u>-35</u>	<u>199.5</u>	<u>29</u>	<u>456.6</u>	<u>662.2</u>	<u>-31</u>

\* The recognition method for sale of investments has been changed in the fourth quarter of 2005 from that of recognising the gross proceeds received from the disposal of such investments to that of recognising the difference between the proceeds of sale from these investments and its carrying amount in line with Financial Reporting Standard No. 125 "Accounting for investment".

The Group registered revenue and profit before tax of RM899.2 million and RM257.1 million respectively for the current quarter. This is a decrease of 2% and 35% respectively compared with the previous year's corresponding quarter.

The lower revenue in the current quarter is mainly due to a gain arising from the disposal of equity interest in London Clubs International plc ("LCI") amounting to RM113.3 million in the previous year's corresponding quarter. Excluding this, the revenue for the current quarter improved by 11% mainly due to the higher volume of business in the Leisure and Hospitality segment.

The Group registered revenue and profit before tax of RM1,724.5 million and RM456.6 million respectively for the current financial period ended 30 June 2006. Revenue remained stable for the financial period while profit before tax decreased by 31% compared with the previous financial period ended 30 June 2005. Included in the 2005 revenue was a gain arising from the disposal of equity interest in LCI amounting to RM113.3 million. Excluding this, the revenue for the current financial period improved by 7% mainly due to the higher volume of business in the Leisure and Hospitality segment.

The lower profit before tax in the current quarter and current financial period is mainly due to gains in the previous period arising from disposal of equity interest in LCI amounting to RM113.3 million and gains from disposal of other investments amounting to RM18.1 million. In addition, the lower profit was also due to share of losses incurred by Star Cruises Limited (“SCL”), an associate, amounting to RM57.5 million and RM104.0 million for the current quarter and current financial period respectively compared with a share of profit of RM8.4 million and RM14.1 million in the previous year’s corresponding quarter and financial period respectively.

2) ***Material Changes in Profit Before Taxation for the Current Quarter as compared with the Immediate Preceding Quarter***

The Group registered a profit before tax of RM257.1 million in the current quarter compared with RM199.5 million in the preceding quarter.

The higher profit is mainly due to the higher volume of business in the Leisure and Hospitality segment and improved luck factor in the premium player business in the current quarter.

3) ***Prospects***

In line with the Government’s continuing policy to promote Malaysia as an international tourist destination and barring unforeseen circumstances, the Group’s performance is expected to be satisfactory for the remaining period of the year.

4) ***Variance of Actual Profit from Forecast Profit***

The Group did not issue any profit forecast or profit guarantee for the year.

5) ***Taxation***

Taxation charges for the current quarter and current financial period ended 30 June 2006 are as follows:

	<u>Current quarter ended 30 June 2006</u> <u>RM'000</u>	<u>Current financial year-to-date ended</u> <u>RM'000</u>
Current taxation charge:		
Malaysian income tax charge	75,016	129,099
Deferred tax charge	5,328	8,416
	80,344	137,515
Prior years’ taxation:		
Income tax over provided	-	(101,100)
Deferred tax (over)/ under provided	(73)	7
	80,271	36,422

The effective tax rate of the Group for the current quarter and current financial period, before the adjustment of taxation in respect of prior years, is higher than the statutory income tax rate mainly due to share of losses in an associate.

6) ***Profit on Sale of Unquoted Investments and/or Properties***

The results for the current financial period ended 30 June 2006 do not include any profit or loss on sale of unquoted investments and properties which are not in the ordinary course of business.

7) **Quoted Securities other than Securities in Existing Subsidiaries and Associates**

(a) There are no dealings in quoted securities for the financial period ended 30 June 2006.

(b) The details of the investments in quoted shares excluding subsidiaries and associates as at 30 June 2006 are set out below:

	<u>RM'000</u>
Total investments at cost	238,301
Total investments at book value	238,301
Total investments at market value	271,354

8) **Status of Corporate Proposals Announced**

On 21 June 2006, the Company announced that the shareholders of the Company had approved the proposed renewal of the authority for the purchase of own shares at the Twenty - Sixth Annual General Meeting of the Company held on 21 June 2006.

There were no other corporate proposals announced but not completed as at 23 August 2006.

9) **Group Borrowings and Debt Securities**

The details of the Group's borrowings are as set out below:

	<b>As at 30 June 2006</b>		
		<b>Foreign currency '000</b>	<b>RM Equivalent '000</b>
Short term borrowings	Unsecured	USD24,837	91,278
Long term borrowings	Unsecured	USD36,425	133,862
			225,140

## 10) Off Balance Sheet Financial Instruments

As at 23 August 2006, the Group has the following off balance sheet financial instruments:

### (a) Foreign Currency Contracts

Currency	Contract Amounts '000	Transaction Date	Expiry Date
US Dollars	281	17 August 2006	24 August 2006

As the above foreign currency contracts are entered into to cover the Group's commitments in foreign currencies, the contracted rates will be used to translate the underlying foreign currency transactions into Ringgit Malaysia. The above contracts are entered into with licensed banks.

### (b) USD Interest Rate Swap ("IRS")

- (i) On 25 April 2001, the Group had drawdown a loan amounting to USD200 million which was subjected to a floating interest rate based on LIBOR. Of these amounts, USD40 million was repaid on 25 April 2003 and a further USD80 million was repaid on 25 April 2005. The final repayment of USD80 million was made on 25 April 2006.
- (ii) On 27 November 2002, the Group had drawdown a loan amounting to USD53 million which was subjected to a floating interest rate based on LIBOR. Of these amounts, USD13.25 million was repaid on 29 November 2004 and a further USD13.25 million was repaid on 28 November 2005. The balance outstanding on this loan amounts to USD26.5 million.

The outstanding IRS agreements entered into by the Group in respect of the loan are as follows:

Transaction Date	Effective Date of Commencement	Maturity Dates	Outstanding Contract Amounts USD '000
11 June 2003	27 May 2003	27/11/2006 to 27/11/2007	12,734
16 January 2004	28 May 2004	27/11/2006 to 27/11/2007	13,766
Total			26,500

The above IRS effectively swap the interest rate payable from floating rate to floating rate in arrears subjected to a cap on the LIBOR of 5% per annum from the respective effective dates of commencement of contracts and up to their respective maturity dates.

- (iii) On 24 November 2003 and 11 December 2003, the Group had drawdown total loans amounting to USD46.35 million which were subjected to floating interest rates based on LIBOR. Of these amounts, USD9.0 million was repaid on 25 November 2005 and a further USD2.59 million was repaid on 12 December 2005. The balance outstanding on this loan amounts to USD34.76 million.

The outstanding IRS agreements entered into by the Group in respect of the loan are as follows:

Transaction Date	Effective Date of Commencement	Maturity Dates	Outstanding Contract Amounts USD '000
12 April 2004	24 May 2004	24/11/2006 to 24/11/2008	13,500
12 April 2004	11 June 2004	11/12/2006 to 11/12/2008	3,881
13 April 2004	24 May 2004	24/11/2006 to 24/11/2008	13,500
07 May 2004	11 June 2004	11/12/2006 to 11/12/2008	3,881
Total			34,762

The above swaps effectively fix the interest rate payable on that tranche of the loan from the respective effective dates of commencement of contracts and up to their respective maturity dates as set out above.

These instruments are executed with creditworthy financial institutions and the Directors are of the view that the possibility of non-performance by these financial institutions is remote on the basis of their financial strength.

The Group uses derivative financial instruments including interest rate swap and currency swap agreements in order to limit the Group's exposure in relation to its underlying debt instruments resulting from adverse fluctuations in interest rates or foreign currency exchange rates and to diversify sources of funding. The related interest differentials under the swap agreements are recognised over the terms of the agreements in interest expense.

#### 11) *Changes in Material Litigation*

There are no pending material litigations as at 23 August 2006.

#### 12) *Dividend Proposed or Declared*

(a) (i) An interim dividend for the half year ended 30 June 2006 has been declared by the Directors.

(ii) The interim dividend for the period ended 30 June 2006 is 12.0 sen per ordinary share of 50 sen each, less 28% tax.

(iii) The interim dividend declared and paid for the previous year corresponding period ended 30 June 2005 was 10.0 sen per ordinary share of 50 sen each, less 28% tax.

(iv) The interim dividend shall be payable on 27 October 2006.

(v) Entitlement to the interim dividend:

A Depositor shall qualify for entitlement to the interim dividend only in respect of:

(I) Shares transferred into the Depositor's Securities Account before 4.00 p.m. on 3 October 2006 in respect of ordinary transfers; and

(II) Shares bought on the Bursa Malaysia on a cum entitlement basis according to the rules of the Bursa Malaysia.

(b) Total dividend payable for the current financial year-to-date is 12.0 sen per ordinary share of 50 sen each, less 28% tax.

13) *Earnings per share ("EPS")*

- (a) The earnings used as the numerator in calculating basic and diluted earnings per share for the current quarter and financial period ended 30 June 2006 are as follows:

	<u>Current quarter</u> <u>RM'000</u>	<u>Current financial period ended 30 June 2006</u> <u>RM'000</u>
Profit for the financial period attributable to equity holders of the Company (used as numerator for the computation of Basic and Diluted EPS)	176,879	420,359

- (b) The weighted average number of ordinary shares used as the denominator in calculating basic and diluted earnings per share for the current quarter and financial period ended 30 June 2006 are as follow:

	<u>Current quarter</u> <u>Number of shares</u>	<u>Current financial period ended 30 June 2006</u> <u>Number of shares</u>
Weighted average number of ordinary shares in issue (used as denominator for the computation of Basic EPS)	1,092,978,752	1,092,498,235
Adjustment for share options granted under the Executive Share Option Scheme For Eligible Executives of Resorts World Bhd	2,587,325	2,689,168
Weighted average number of ordinary shares in issue (used as denominator for the computation of Diluted EPS)	1,095,566,077	1,095,187,403

**TUN MOHAMMED HANIF BIN OMAR**  
Deputy Chairman  
**RESORTS WORLD BHD**

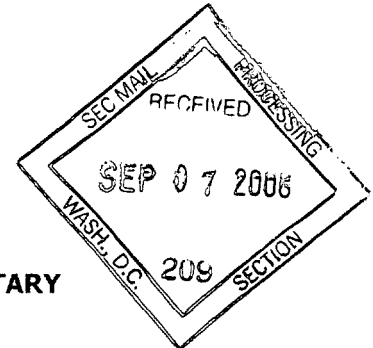
30 August 2006



Form Version 2.0

**Entitlements (Notice of Book Closure)**Ownership transfer to **RESORTS WORLD** on **30/08/2006 11:48:29 AM**Submitted by **RESORTS WORLD** on **30/08/2006 06:03:49 PM**Reference No **RW-060830-4EA36**

Submitting Merchant Bank :  
 (if applicable)  
 Submitting Secretarial Firm Name :  
 (if applicable)  
 \* Company name : **RESORTS WORLD BHD**  
 \* Stock name : **RESORTS**  
 \* Stock code : **4715**  
 \* Contact person : **MR TAN WOUI MENG**  
 \* Designation : **GROUP COMPANY SECRETARY**



\* Entitlement date : **03/10/2006**  <sup>16</sup>  
 \* Entitlement time : **04:00:00 PM**  <sup>16</sup>  
 \* Entitlement subject : **Interim Dividend**  
 \* Entitlement description

**Interim Dividend**Period of interest payment :  <sup>16</sup> to  <sup>16</sup>Financial Year End : **31/12/2006**  <sup>16</sup>Share transfer book & register of members will be closed from :  <sup>16</sup> to  <sup>16</sup>

(both dates inclusive) for the purpose of determining the entitlements

\* Registrar's name ,address, telephone no

**GENTING MANAGEMENT AND CONSULTANCY SERVICES SDN BHD****23rd Floor, Wisma Genting****Jalan Sultan Ismail****50250 Kuala Lumpur****Tel : 03-2178 2266**Payment date : **27/10/2006**  <sup>16</sup>

A depositor shall qualify for the entitlement only in respect of:

\* a) Securities transferred into the Depositor's Securities Account before 4:00 pm in respect of transfers : **03/10/2006**  <sup>16</sup>b) Securities deposited into the Depositor's Securities Account before 12:30 pm in respect of securities exempted from mandatory deposit :  <sup>16</sup>

c) Securities bought on the Exchange on a cum entitlement basis according to the rules of the Exchange.

Number of new shares/securities issued (units) ( If applicable) :

\* Entitlement indicator :  Ratio  RM Percentage\* Entitlement in RM (RM) : **0.12**

Remarks

**RM0.12 less 28% tax per ordinary share of RM0.50 each**