

FORM SE

FORM FOR SUBMISSION OF PAPER FORMAT EXHIBITS
BY ELECTRONIC FILERS

Residential Funding Mortgage Securities I, Inc.
Exact Name of Registrant as Specified in Charter

0000774352
Registrant CIK Number

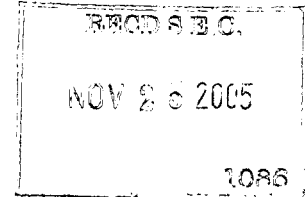
Current Report on Form 8-K 2005-S7
Electronic Report, Schedule or Registration Statement
of Which the Documents Are a Part (give period of report)

333-126745
SEC File Number of Registration Statement



05072477

Name of Person Filing the Document
(if Other than the Registrant)




SIGNATURES

Filings Made By the Registrant:

The Registrant has duly caused this form to be signed on its behalf by the undersigned, thereunto duly authorized in the City of Minneapolis, State of Minnesota, on the 22nd day of November 2005.

Residential Funding Mortgage Securities I, Inc.
(Registrant)


By: 
Name: Heather Anderson
Title: Vice President

Filings Made by Person Other Than the Registrant:

After reasonable inquiry and to the best of my knowledge and belief, I certify on _____, 2005, that the information set forth in this statement is true and complete.

By: _____

Name:
Title:



	A	C	D	E	F	G	H	I	J	K	L	M	N	O	P
1	Deal Summary Report														
3	Assumptions														
4	Settlement	30-Nov-05	Prepay		300 PSA										
5	1st Pay Date	25-Dec-05	Default		0 CDR										
6			Recovery		0 months										
7			Severity		0%										
9	Tranche Name	Balance	Coupon	Principal Window	Avg Life	Dur	Yield	Spread bp	Bench	Price %	\$@1bp	Accrued Int(M)	NetNet (MM)	Dated Date	Notes
10															
11	3N1	54,000,000.00	5.5	12/06 - 10/17	8.21	6.31	5.84	121	Interp	97-28.58	33528.71	239.25	53.102	01-Nov-05	FIX
12	3A2	30,000,000.00	5.85	12/08 - 08/35	14.52		0	0	Interp			141.38	0	01-Nov-05	FIX
13	3I01	30,000,000.00	0.1	12/05 - 08/35	14.52		0	0	Interp			2.42	0	01-Nov-05	IO
14	3A3	2,454,548.00	0	12/08 - 08/35	14.52		0	0	Interp			0	0	01-Nov-05	FIX
15	3A1	191,284,000.00	5.5	12/05 - 12/11	2.92		0	0	Interp			847.49	0	01-Nov-05	FIX
16	3L1	22,261,454.00	5.5	12/11 - 06/14	6.99	5.6	6.301	170	Interp	95-18.07	11984.07	98.63	21.373	01-Nov-05	FIX
17	3B1	9,278,350.51	5.5	12/05 - 08/35	10.49	7.42	5.797	113	Interp	97-29.00	6768.6	41.11	9.125	01-Nov-05	FIX
18															
19															
20															
21															
22															
23															
24	Treasury														
25	Mat	6MO	2YR	3YR	5YR	10YR	30YR	1YR	2YR	3YR	5YR	10YR	30YR		
26	Yld	4.266	4.470	4.505	4.556	4.663	4.850	4.810	4.931	4.989	5.077	5.222	5.415		

Swaps

RFMSI05-S7G3BBG - Dec - 3A2

Date	1	2	3	4	5
30-Nov-05	100	100	100	100	100
25-Nov-06	100	100	100	100	100
25-Nov-07	100	100	100	100	100
25-Nov-08	100	100	100	100	100
25-Nov-09	99	99	99	99	99
25-Nov-10	98	98	98	98	37
25-Nov-11	96	96	96	68	0
25-Nov-12	95	95	95	38	0
25-Nov-13	94	94	94	25	0
25-Nov-14	93	93	89	23	0
25-Nov-15	92	92	86	23	0
25-Nov-16	90	90	84	23	0
25-Nov-17	89	89	80	23	0
25-Nov-18	88	88	63	23	0
25-Nov-19	87	87	50	18	0
25-Nov-20	86	86	39	13	0
25-Nov-21	84	84	31	9	0
25-Nov-22	83	83	24	7	0
25-Nov-23	82	82	19	5	0
25-Nov-24	81	81	14	3	0
25-Nov-25	80	80	11	2	0
25-Nov-26	78	78	8	2	0
25-Nov-27	77	77	6	1	0
25-Nov-28	76	76	5	1	0
25-Nov-29	75	75	3	1	0
25-Nov-30	74	64	2*		0
25-Nov-31	72	49	2*		0
25-Nov-32	71	35	1*		0
25-Nov-33	70	21	1*		0
25-Nov-34	51	9*	*		0
25-Nov-35	0	0	0	0	0

WAL 25.14 23.53 14.52 8.59 4.94
 Principal Wt Dec08-Aug35 Dec08-Aug35 Dec08-Aug35 Dec08-Oct11

Prepay 0 PSA 100 PSA 300 PSA 400 PSA 500 PSA

This information is being provided in response to your specific request for information. The information has been prepared and furnished to you solely by CREDIT SUISSE FIRST BOSTON LLC (CSFB) and not the issuer Securities or any of its affiliates. The preliminary description of the underlying assets has not been independently verified by CSFB. CSFB is not acting as agent for the issuer or its affiliates in connection with the proposed transaction. All information contained herein is preliminary, limited in nature and subject to completion or amendment. CSFB makes no representation that the above referenced security will actually perform as described in any scenario. The above analysis alone is not intended to be a prospectus and any investment decision with respect to the security should be made by you based solely upon the information contained in the final prospectus. Under no circumstances shall the information presented constitute an offer to buy nor shall there be any sale of securities in any jurisdiction in which such offer, solicitation or sale would be unlawful prior to registration or qualification under the securities laws of such jurisdiction. The securities may not be sold nor may an offer to buy be accepted prior to the delivery of a final prospectus relating to the securities.

RFMSI05-S7G3BBG - Dec - 3IO1

Date	1	2	3	4	5
30-Nov-05	100	100	100	100	100
25-Nov-06	100	100	100	100	100
25-Nov-07	100	100	100	100	100
25-Nov-08	100	100	100	100	100
25-Nov-09	99	99	99	99	99
25-Nov-10	98	98	98	98	37
25-Nov-11	96	96	96	68	0
25-Nov-12	95	95	95	38	0
25-Nov-13	94	94	94	25	0
25-Nov-14	93	93	89	23	0
25-Nov-15	92	92	86	23	0
25-Nov-16	90	90	84	23	0
25-Nov-17	89	89	80	23	0
25-Nov-18	88	88	63	23	0
25-Nov-19	87	87	50	18	0
25-Nov-20	86	86	39	13	0
25-Nov-21	84	84	31	9	0
25-Nov-22	83	83	24	7	0
25-Nov-23	82	82	19	5	0
25-Nov-24	81	81	14	3	0
25-Nov-25	80	80	11	2	0
25-Nov-26	78	78	8	2	0
25-Nov-27	77	77	6	1	0
25-Nov-28	76	76	5	1	0
25-Nov-29	75	75	3	1	0
25-Nov-30	74	64	2*		0
25-Nov-31	72	49	2*		0
25-Nov-32	71	35	1*		0
25-Nov-33	70	21	1*		0
25-Nov-34	51	9*	.		0
25-Nov-35	0	0	0	0	0

WAL 25.14 23.53 14.52 8.59 4.94

Principal Window

Prepay 0 PSA 100 PSA 300 PSA 400 PSA 500 PSA

This information is being provided in response to your specific request for information. The information has been prepared and furnished to you solely by CREDIT SUISSE FIRST BOSTON LLC (CSFB) and not the issuer or any of its affiliates. The preliminary description of the underlying assets has not been independently verified by CSFB. CSFB is not acting as agent for the issuer or its affiliates in connection with the proposed transaction. All information contained herein is preliminary, limited in nature and subject to completion or amendment. CSFB makes no representation that the above referenced security will actually perform as described in any scenario. The above analysis alone is not intended to be a prospectus and any investment decision with respect to the security should be made by you based solely upon the information contained in the final prospectus. Under no circumstances shall the information presented constitute an offer to buy or sell or solicitation of an offer to buy or sell securities in any jurisdiction in which such offer, solicitation or sale would be unlawful prior to registration or qualification under the securities laws of such jurisdiction. The securities may not be sold nor may an offer to buy be accepted prior to the delivery of a final prospectus relating to the securities.

RFMSI05-S7G3BBG - Dec - 3A3

Date	1	2	3	4	5
30-Nov-05	100	100	100	100	100
25-Nov-06	100	100	100	100	100
25-Nov-07	100	100	100	100	100
25-Nov-08	100	100	100	100	100
25-Nov-09	99	99	99	99	99
25-Nov-10	98	98	98	98	37
25-Nov-11	96	96	96	68	0
25-Nov-12	95	95	95	38	0
25-Nov-13	94	94	94	25	0
25-Nov-14	93	93	89	23	0
25-Nov-15	92	92	86	23	0
25-Nov-16	90	90	84	23	0
25-Nov-17	89	89	80	23	0
25-Nov-18	88	88	63	23	0
25-Nov-19	87	87	50	18	0
25-Nov-20	86	86	39	13	0
25-Nov-21	84	84	31	9	0
25-Nov-22	83	83	24	7	0
25-Nov-23	82	82	19	5	0
25-Nov-24	81	81	14	3	0
25-Nov-25	80	80	11	2	0
25-Nov-26	78	78	8	2	0
25-Nov-27	77	77	6	1	0
25-Nov-28	76	76	5	1	0
25-Nov-29	75	75	3	1	0
25-Nov-30	74	64	2*		0
25-Nov-31	72	49	2*		0
25-Nov-32	71	35	1*		0
25-Nov-33	70	21	1*		0
25-Nov-34	51	9*	.		0
25-Nov-35	0	0	0	0	0

WAL 25.14 23.53 14.52 8.59 4.94
 Principal Wf Dec08-Aug35 Dec08-Aug35 Dec08-Aug35 Dec08-Oct11

Prepay 0 PSA 100 PSA 300 PSA 400 PSA 500 PSA

This information is being provided in response to your specific request for information. The information has been prepared and furnished to you solely by CREDIT SUISSE FIRST BOSTON LLC (CSFB) and not the issuer Securities or any of its affiliates. The preliminary description of the underlying assets has not been independently verified by CSFB. CSFB is not acting as agent for the issuer or its affiliates in connection with the proposed transaction. All information contained herein is preliminary, limited in nature and subject to completion or amendment. CSFB makes no representation that the above referenced security will actually perform as described in any scenario. The above analysis alone is not intended to be a prospectus and any investment decision with respect to the security should be made by you based solely upon the information contained in the final prospectus. Under no circumstances shall the information presented constitute an offer to sell or solicitation of an offer to buy nor shall there be any sale of securities in any jurisdiction in which such offer, solicitation or sale would be unlawful prior to registration or qualification under the securities laws of such jurisdiction. The securities may not be sold nor may an offer to buy be accepted prior to the delivery of a final prospectus relating to the securities.

RFMSI05-S7G3BBG - Dec - 3A1

Date	1	2	3	4	5
30-Nov-05	100	100	100	100	100
25-Nov-06	98	95	89	86	83
25-Nov-07	97	88	69	60	51
25-Nov-08	96	78	45	31	17
25-Nov-09	95	68	26	9	0
25-Nov-10	93	60	10	0	0
25-Nov-11	92	53	0	0	0
25-Nov-12	91	46	0	0	0
25-Nov-13	89	41	0	0	0
25-Nov-14	87	37	0	0	0
25-Nov-15	86	33	0	0	0
25-Nov-16	83	29	0	0	0
25-Nov-17	80	25	0	0	0
25-Nov-18	77	22	0	0	0
25-Nov-19	74	19	0	0	0
25-Nov-20	71	16	0	0	0
25-Nov-21	68	13	0	0	0
25-Nov-22	64	10	0	0	0
25-Nov-23	60	8	0	0	0
25-Nov-24	56	5	0	0	0
25-Nov-25	51	1	0	0	0
25-Nov-26	47	0	0	0	0
25-Nov-27	41	0	0	0	0
25-Nov-28	36	0	0	0	0
25-Nov-29	30	0	0	0	0
25-Nov-30	24	0	0	0	0
25-Nov-31	15	0	0	0	0
25-Nov-32	6	0	0	0	0
25-Nov-33	0	0	0	0	0
WAL	18.62	7.99	2.92	2.37	2.03
Principal W/ Dec05-Jul03	Dec05-Apr26	Dec05-Dec11	Dec05-May10	Dec05-Aug09	
Prepay	0 PSA	100 PSA	300 PSA	400 PSA	500 PSA

This information is being provided in response to your specific request for information. The information has been prepared and furnished to you solely by CREDIT SUISSE FIRST BOSTON LLC (CSFB) and not the issuer of the securities or any of its affiliates. The preliminary description of the underlying assets has not been independently verified by CSFB. CSFB is not acting as agent for the issuer or its affiliates in connection with the proposed transaction. All information contained herein is preliminary, limited in nature and subject to completion or amendment. CSFB makes no representation that the above referenced security will actually perform as described in any scenario. The above analysis alone is not intended to be a prospectus and any investment decision with respect to the security should be made by you based solely upon the information contained in the final prospectus. Under no circumstances shall the information presented constitute an offer to buy nor shall there be any sale of securities in any jurisdiction in which such offer, solicitation or sale would be unlawful prior to registration or qualification under the securities laws of such jurisdiction. The securities may not be sold nor may an offer to buy be accepted prior to the delivery of a final prospectus relating to the securities.

RFMSI05-S7G3BBG - Dec - 3L1

Date	1	2	3	4	5
30-Nov-05	100	100	100	100	100
25-Nov-06	100	100	100	100	100
25-Nov-07	100	100	100	100	100
25-Nov-08	100	100	100	100	100
25-Nov-09	100	100	100	100	49
25-Nov-10	100	100	100	33	0
25-Nov-11	100	100	100	0	0
25-Nov-12	100	100	42	0	0
25-Nov-13	100	100	8	0	0
25-Nov-14	100	100	0	0	0
25-Nov-15	100	100	0	0	0
25-Nov-16	100	100	0	0	0
25-Nov-17	100	100	0	0	0
25-Nov-18	100	100	0	0	0
25-Nov-19	100	100	0	0	0
25-Nov-20	100	100	0	0	0
25-Nov-21	100	100	0	0	0
25-Nov-22	100	100	0	0	0
25-Nov-23	100	100	0	0	0
25-Nov-24	100	100	0	0	0
25-Nov-25	100	100	0	0	0
25-Nov-26	100	82	0	0	0
25-Nov-27	100	55	0	0	0
25-Nov-28	100	30	0	0	0
25-Nov-29	100	7	0	0	0
25-Nov-30	100	0	0	0	0
25-Nov-31	100	0	0	0	0
25-Nov-32	100	0	0	0	0
25-Nov-33	65	0	0	0	0
25-Nov-34	0	0	0	0	0

WAL 28.2 22.28 6.99 4.92 4.03
 Principal Wt Jul33-Aug34 Apr26-Mar30 Dec11-Jun14 May10-Apr11 Aug09-Marr10

Prepay 0 PSA 100 PSA 300 PSA 400 PSA 500 PSA

This information is being provided in response to your specific request for information. The information has been prepared and furnished to you solely by CREDIT SUISSE FIRST BOSTON LLC (CSFB) and not the Issuer or any of its affiliates. The preliminary description of the underlying assets has not been independently verified by CSFB. CSFB is not acting as agent for the Issuer or its affiliates in connection with the proposed transaction. All information contained herein is preliminary, limited in nature and subject to completion or amendment. CSFB makes no representation that the above referenced security will actually perform as described in any scenario. The above analysis alone is not intended to be a prospectus and any investment decision with respect to the security should be made by you based solely upon the information contained in the final prospectus. Under no circumstances shall the information presented constitute an offer to sell or solicitation of an offer to buy nor shall there be any sale of securities in any jurisdiction in which such offer, solicitation or sale would be unlawful prior to registration or qualification under the securities laws of such jurisdiction. The securities may not be sold nor may an offer to buy be accepted prior to the delivery of a final prospectus relating to the securities.

RFMSI05-S7G3BBG - Dec - 3N1

Date	1	2	3	4	5
30-Nov-05	100	100	100	100	100
25-Nov-06	100	100	100	100	100
25-Nov-07	98	98	98	98	98
25-Nov-08	97	97	97	97	97
25-Nov-09	95	95	95	95	95
25-Nov-10	93	93	93	93	93
25-Nov-11	91	89	83	81	77
25-Nov-12	89	83	72	66	50
25-Nov-13	87	77	57	50	33
25-Nov-14	85	69	40	35	22
25-Nov-15	82	60	24	22	15
25-Nov-16	78	51	10	13	10
25-Nov-17	75	42	0	6	7
25-Nov-18	71	34	0	1	5
25-Nov-19	67	27	0	0	3
25-Nov-20	62	20	0	0	2
25-Nov-21	58	13	0	0	1
25-Nov-22	53	7	0	0	1
25-Nov-23	47	1	0	0	1
25-Nov-24	42	0	0	0*	0*
25-Nov-25	36	0	0	0*	0*
25-Nov-26	30	0	0	0*	0*
25-Nov-27	23	0	0	0*	0*
25-Nov-28	16	0	0	0*	0*
25-Nov-29	8	0	0	0*	0*
25-Nov-30 *	0	0	0	0*	0*
25-Nov-31	0	0	0	0*	0*
25-Nov-32	0	0	0	0*	0*
25-Nov-33	0	0	0	0*	0*
25-Nov-34	0	0	0	0*	0*
25-Nov-35	0	0	0	0	0

WAL 16.35 11.09 8.21 8.08 7.65
 Principal Wf Dec06-Dec30 Dec06-Mar24 Dec06-Oct17 Dec06-Feb19 Dec06-Aug35

Prepay 0 PSA 100 PSA 300 PSA 400 PSA 500 PSA

This information is being provided in response to your specific request for information. The information has been prepared and furnished to you solely by CREDIT SUISSE FIRST BOSTON LLC (CSFB) and not the issuer Securities or any of its affiliates. The preliminary description of the underlying assets has not been independently verified by CSFB. CSFB is not acting as agent for the issuer or its affiliates in connection with the proposed transaction. All information contained herein is preliminary, limited in nature and subject to completion or amendment. CSFB makes no representation that the above referenced security will actually perform as described in any scenario. The above analysis alone is not intended to be a prospectus and any investment decision with respect to the security should be made by you based solely upon the information contained in the final prospectus. Under no circumstances shall the information presented constitute an offer to buy nor shall there be any sale of securities in any jurisdiction in which such offer, solicitation or sale would be unlawful prior to registration or qualification under the securities laws of such jurisdiction. The securities may not be sold nor may an offer to buy be accepted prior to the delivery of a final prospectus relating to the securities.

RFMSI05-S7G3BBG - Dec - 3B1

Date	1	2	3	4	5
30-Nov-05	100	100	100	100	100
25-Nov-06	99	99	99	99	99
25-Nov-07	98	98	98	98	98
25-Nov-08	97	97	97	97	97
25-Nov-09	96	96	96	96	96
25-Nov-10	94	94	94	94	94
25-Nov-11	93	91	88	86	84
25-Nov-12	92	88	80	76	72
25-Nov-13	90	83	70	63	57
25-Nov-14	88	78	58	50	42
25-Nov-15	87	71	47	37	29
25-Nov-16	84	65	37	27	20
25-Nov-17	82	60	30	20	13
25-Nov-18	79	54	24	15	9
25-Nov-19	76	49	19	11	6
25-Nov-20	73	44	15	8	4
25-Nov-21	70	40	12	6	3
25-Nov-22	67	36	9	4	2
25-Nov-23	63	32	7	3	1
25-Nov-24	59	28	5	2	1
25-Nov-25	55	25	4	2	1
25-Nov-26	51	21	3	1*	1
25-Nov-27	46	18	2	1*	1
25-Nov-28	42	15	2	1*	1
25-Nov-29	36	13	1*	*	*
25-Nov-30	31	10	1*	*	*
25-Nov-31	25	8	1*	*	*
25-Nov-32	19	5*	*	*	*
25-Nov-33	12	3*	*	*	*
25-Nov-34	5	1*	*	*	*
25-Nov-35	0	0	0	0	0

WAL 19.63 14.75 10.49 9.47 8.77
 Principal Wf Dec05-Aug35 Dec05-Aug35 Dec05-Aug35 Dec05-Aug35 Dec05-Aug35

Prepay 0 PSA 100 PSA 300 PSA 400 PSA 500 PSA

This information is being provided in response to your specific request for information. The information has been prepared and furnished to you solely by CREDIT SUISSE FIRST BOSTON LLC (CSFB) and not the issuer Securities or any of its affiliates. The preliminary description of the underlying assets has not been independently verified by CSFB. CSFB is not acting as agent for the issuer or its affiliates in connection with the proposed transaction. All information contained herein is preliminary, limited in nature and subject to completion or amendment. CSFB makes no representation that the above referenced security will actually perform as described in any scenario. The above analysis alone is not intended to be a prospectus and any investment decision with respect to the security should be made by you based solely upon the information contained in the final prospectus. Under no circumstances shall the information presented constitute an offer to sell or solicitation of an offer to buy nor shall there be any sale of securities in any jurisdiction in which such offer, solicitation or sale would be unlawful prior to registration or qualification under the securities laws of such jurisdiction. The securities may not be sold nor may an offer to buy be accepted prior to the delivery of a final prospectus relating to the securities.

RFMSI05-S7G3BBG - Dec - COLLAT

Date	1	2	3	4	5
30-Nov-05	100	100	100	100	100
25-Nov-06	99	97	93	91	90
25-Nov-07	98	92	80	75	69
25-Nov-08	97	85	65	56	48
25-Nov-09	96	79	53	42	33
25-Nov-10	94	74	43	32	23
25-Nov-11	93	68	35	24	16
25-Nov-12	92	63	28	18	11
25-Nov-13	90	58	23	13	8
25-Nov-14	88	54	18	10	5
25-Nov-15	87	50	15	7	4
25-Nov-16	84	45	12	5	2
25-Nov-17	82	41	9	4	2
25-Nov-18	79	38	7	3	1
25-Nov-19	76	34	6	2	1
25-Nov-20	73	31	5	2	1
25-Nov-21	70	28	4	1*	
25-Nov-22	67	25	3	1*	
25-Nov-23	63	22	2	1*	
25-Nov-24	59	19	2*	*	
25-Nov-25	55	17	1*	*	
25-Nov-26	51	15	1*	*	
25-Nov-27	46	13	1*	*	
25-Nov-28	42	11	1*	*	
25-Nov-29	36	9*	*	*	
25-Nov-30	31	7*	*	*	
25-Nov-31	25	5*	*	*	
25-Nov-32	19	4*	*	*	
25-Nov-33	12	2*	*	*	
25-Nov-34	5	1*	*	*	
25-Nov-35	0	0	0	0	0

WAL 19.63 11.39 5.58 4.41 3.66
 Principal W/ Dec05-Aug35 Dec05-Aug35 Dec05-Aug35 Dec05-Aug35 Dec05-Aug35

Prepay 0 PSA 100 PSA 300 PSA 400 PSA 500 PSA

This information is being provided in response to your specific request for information. The information has been prepared and furnished to you solely by CREDIT SUISSE FIRST BOSTON LLC (CSFB) and not the issuer Securities or any of its affiliates. The preliminary description of the underlying assets has not been independently verified by CSFB. CSFB is not acting as agent for the issuer or its affiliates in connection with the proposed transaction. All information contained herein is preliminary, limited in nature and subject to completion or amendment. CSFB makes no representation that the above referenced security will actually perform as described in any scenario. The above analysis alone is not intended to be a prospectus and any investment decision with respect to the security should be made by you based solely upon the information contained in the final prospectus. Under no circumstances shall the information presented constitute an offer to sell or solicitation of an offer to buy nor shall there be any sale of securities in any jurisdiction in which such offer, solicitation or sale would be unlawful prior to registration or qualification under the securities laws of such jurisdiction. The securities may not be sold nor may an offer to buy be accepted prior to the delivery of a final prospectus relating to the securities.

RFMSI 05-S7

Group 3

Pay rules

1. Pay the NAS priority Amount to the 3N1
2. Pay sequentially as follows:
 - a. Beginning in Dec 2008, pay \$ 32,455 allocated as follows:
 - i. 92.436973236353396% to 3A2 until retired
 - ii. 7.563026763646609% to 3A3 until retired
 - b. Pay sequentially to the 3A1 and 3L1 until retired
 - c. Pay the 3A2 and 3A3 until retired
3. Pay the 3N1 until retired

Notes

IO Notional = $(0.10/5.95) \times (3A2 \text{ Balance})$

Pxing Speed = 300PSA

Nas Priority

NAS bonds = 3N1 12 mo lockout of all principal

NAS Priority = $(\text{Total 3N1 Balance} + 24,300,000) / \text{Total Non-PO Balance}$

- Priority fraction above is capped at 99%
- Receives only the shift % of prepayments (scheduled PDA multiplied by the priority fraction above)

Settlement = 11/30/05

\$ VERSION: 3.01 (BLOOMBERG CMO BOND FILE)

\$ DEAL: RFMSI05-S7G3BBG
\$ PRICING: 300 PSA
\$ SETTLEMENT: 20051130

\$ BLOCK: 1
!{ TRANCHE NAME: 3N1 }
\$ ORIGINAL_AMOUNT: 54000000.00
\$ CURRENT_FACTOR: 1.000000000
\$ CURRENT_COUPON: 5.5
\$ PRINCIPAL_FREQ: 12
\$ PAYMENT_DELAY: 24
\$ DATED_DATE: 20051101
\$ FIRST_PAYMENT_DATE: 20051225
\$ NEXT_PAYMENT_DATE: 20051225
\$ ACCRUAL_METHOD: THIRTY_360

\$ BLOCK: 2
!{ TRANCHE NAME: 3A2 }
\$ ORIGINAL_AMOUNT: 30000000.00
\$ CURRENT_FACTOR: 1.000000000
\$ CURRENT_COUPON: 5.85
\$ PRINCIPAL_FREQ: 12
\$ PAYMENT_DELAY: 24
\$ DATED_DATE: 20051101
\$ FIRST_PAYMENT_DATE: 20051225
\$ NEXT_PAYMENT_DATE: 20051225
\$ ACCRUAL_METHOD: THIRTY_360

\$ BLOCK: 3
!{ TRANCHE NAME: 3A3 }
\$ ORIGINAL_AMOUNT: 2454546.00
\$ CURRENT_FACTOR: 1.000000000
\$ CURRENT_COUPON: 0
\$ PRINCIPAL_FREQ: 12
\$ PAYMENT_DELAY: 24
\$ DATED_DATE: 20051101
\$ FIRST_PAYMENT_DATE: 20051225
\$ NEXT_PAYMENT_DATE: 20051225
\$ ACCRUAL_METHOD: THIRTY_360

\$ BLOCK: 4
!{ TRANCHE NAME: 3A1 }
\$ ORIGINAL_AMOUNT: 191284000.00
\$ CURRENT_FACTOR: 1.000000000
\$ CURRENT_COUPON: 5.5
\$ PRINCIPAL_FREQ: 12
\$ PAYMENT_DELAY: 24
\$ DATED_DATE: 20051101
\$ FIRST_PAYMENT_DATE: 20051225
\$ NEXT_PAYMENT_DATE: 20051225
\$ ACCRUAL_METHOD: THIRTY_360

\$ BLOCK: 5
!{ TRANCHE NAME: 3L1 }
\$ ORIGINAL_AMOUNT: 22261454.00
\$ CURRENT_FACTOR: 1.000000000
\$ CURRENT_COUPON: 5.5
\$ PRINCIPAL_FREQ: 12
\$ PAYMENT_DELAY: 24

\$ DATED_DATE: 20051101
\$ FIRST_PAYMENT_DATE: 20051225
\$ NEXT_PAYMENT_DATE: 20051225
\$ ACCRUAL_METHOD: THIRTY_360

\$ BLOCK: 6
!{ TRANCHE NAME: 3B1 }
\$ ORIGINAL_AMOUNT: 9278350.51
\$ CURRENT_FACTOR: 1.000000000
\$ CURRENT_COUPON: 5.5
\$ PRINCIPAL_FREQ: 12
\$ PAYMENT_DELAY: 24
\$ DATED_DATE: 20051101
\$ FIRST_PAYMENT_DATE: 20051225
\$ NEXT_PAYMENT_DATE: 20051225
\$ ACCRUAL_METHOD: THIRTY_360

\$ PHANTOM: 7
!{ TRANCHE NAME: 3IO1 }
\$ ORIGINAL_AMOUNT: 30000000.00
\$ CURRENT_FACTOR: 1.000000000
\$ CURRENT_COUPON: 0.1
\$ PRINCIPAL_FREQ: 12
\$ PAYMENT_DELAY: 24
\$ DATED_DATE: 20051101
\$ FIRST_PAYMENT_DATE: 20051225
\$ NEXT_PAYMENT_DATE: 20051225
\$ ACCRUAL_METHOD: THIRTY_360

\$ TRANCHE: 1
\$ NAME: 3N1
\$ CSORT: 1
\$ TYPE: NAS
\$ RECORD_DELAY: 24
\$ COMPOSITION: BLOCK: 1 PRIN: 100.000000000 INT: 100.000000000

\$ TRANCHE: 2
\$ NAME: 3A2
\$ CSORT: 2
\$ TYPE:
\$ RECORD_DELAY: 24
\$ COMPOSITION: BLOCK: 2 PRIN: 100.000000000 INT: 100.000000000

\$ TRANCHE: 3
\$ NAME: 3IO1
\$ CSORT: 3
\$ TYPE: IO,NTL
\$ RECORD_DELAY: 24
\$ NOTIONAL:
\$ COMPOSITION: BLOCK: 7 PRIN: 100.000000000 INT: 100.000000000
! (notional tranche name is 3IO1)

\$ TRANCHE: 4
\$ NAME: 3A3
\$ CSORT: 4
\$ TYPE:
\$ RECORD_DELAY: 24
\$ COMPOSITION: BLOCK: 3 PRIN: 100.000000000 INT: 100.000000000

\$ TRANCHE: 5
\$ NAME: 3A1

\$ CSORT: 5
 \$ TYPE:
 \$ RECORD_DELAY: 24
 \$ COMPOSITION: BLOCK: 4 PRIN: 100.00000000 INT: 100.00000000

 \$ TRANCHE: 6
 \$ NAME: 3L1
 \$ CSORT: 6
 \$ TYPE:
 \$ RECORD_DELAY: 24
 \$ COMPOSITION: BLOCK: 5 PRIN: 100.00000000 INT: 100.00000000

 \$ TRANCHE: 7
 \$ NAME: 3B1
 \$ CSORT: 7
 \$ TYPE: SUB
 \$ RECORD_DELAY: 24
 \$ COMPOSITION: BLOCK: 6 PRIN: 100.00000000 INT: 100.00000000

 \$ END_TRANCHES:

END OF BOND FILE

 \$ VERSION: 3.03 (BLOOMBERG CMO COLLATERAL FILE)

\$ AGENCY_LIST: Type Factor Date P/Y Delay BV Delay
 WHOLE 20051101 55 54

 \$ ASSUMED_POOLS:

!G	Loan Number	Loan Type	NET--CPN	CURR--BALANCE	ORIG--BALANCE	PY--WAC
FIXED----	PAYMENT	BLN AGE				
L	1 WHOLE WAM=357 357 3	LPM	5.50000000	247422680.40	247422680.40	6.00000000
L	2 WHOLE WAM=357 357 3 (IO=117)	LPM	5.50000000	61855670.10	61855670.10	6.00000000

Caldwell, Savannah

From: Gavin, Chris M. [cgavin@mayerbrownrowe.com]
Sent: Wednesday, November 23, 2005 11:53 AM
To: Caldwell, Savannah
Cc: Roark, Stephanie
Subject: RFMSI S7

You can go ahead and file the comp mats as described in my emails of a few moments ago.

Please call me if you have any questions.

Could you send us a confirmation when the 8-K is filed as we will then file the 424 with the printer, which needs to be filed today.

By the way, could you send us a copy of the Form SE that you are submitting.

Final note, thank you so much for your help on all of this. Jeremiah and I were discussing yesterday how lucky we were to have the benefit of your services on these deals.

Have a great Thanksgiving.

Chris M. Gavin

Mayer, Brown, Rowe & Maw LLP
11 S. Wacker Drive
Chicago, IL 60606
cgavin@mayerbrownrowe.com
T) 312/701-8851
F) 312/701-7711

IRS CIRCULAR 230 NOTICE. Any advice expressed above as to tax matters was neither written nor intended by the sender or Mayer, Brown, Rowe & Maw LLP to be used and cannot be used by any taxpayer for the purpose of avoiding tax penalties that may be imposed under U.S. tax law. If any person uses or refers to any such tax advice in promoting, marketing or recommending a partnership or other entity, investment plan or arrangement to any taxpayer, then (i) the advice was written to support the promotion or marketing (by a person other than Mayer, Brown, Rowe & Maw LLP) of that transaction or matter, and (ii) such taxpayer should seek advice based on the taxpayers particular circumstances from an independent tax advisor

This email and any files transmitted with it are intended solely for the use of the individual or entity to whom they are addressed. If you have received this email in error please notify the system manager. If you are not the named addressee you should not disseminate, distribute or copy this e-mail.

EXHIBITS 99.2

RFMSI 05-S7 (E_COMPS)

Group 1

1. Pay the NAS Priority Amount to the NAS until retired
2. Beginning on December 2008 Distribution date, pay \$32,455 concurrently as follows:
 - a. 92.4369732364% to the A2 class
 - b. 7.5630267636% to the A3 class
3. Pay the AS3 until retired.
4. Concurrently as follows:
 - a. 92.4369732364% to the A2 class
 - b. 7.5630267636% to the A3 class
5. Pay the NAS until retired

Notes

Wrap fee of .10% based on the A2 balance

- NAS bond, 12 mos of hard lockout
 - **Nas Priority Amount** = (nas% x Scheduled Prin) + (nas% x shift% x Prepay Prin)
 - **Shift %** = Standard Shift Schedule
 - **Nas %** = $\min(99\%, \text{NAS} + 24,300,000) / (\text{Non PO Balance})$

		A	C	D	E	F	G	H	I	J	K	L	M	N	O	P	Q																																																																																																																																																																																																																																																																																																																																																																									
		RFMS105-S7ED																																																																																																																																																																																																																																																																																																																																																																																								
		Deal Summary Report																																																																																																																																																																																																																																																																																																																																																																																								
		Assumptions																																																																																																																																																																																																																																																																																																																																																																																								
		Collateral																																																																																																																																																																																																																																																																																																																																																																																								
1	3	30-Nov-05	Prepay	300	PSA	0	CDR	0	months	0%								2	4	25-Dec-05	Default	0	months	0%												3	5	Recovery	0	months	0%													4	6	Severity																5	7																	6	9	Tranche Name	Balance	Coupon	Principal Window	Avg Life	Dur	Yield	Spread bp	Bench	Price %	\$@1bp	Accrued Int(M)	NetNet (MM)	Dated Date	Notes	7	10	NAS	54,000,000.00	5.5	12/06 - 10/17	8.21	6.31	5.84	131	Interp	97-28.58	33528.71	239.25	53.102	01-Nov-05	FIX	8	11	A2	30,000,000.00	5.85	12/08 - 08/35	14.52		0	0	Interp			141.38	0	01-Nov-05	FIX	9	12	WRAP	30,000,000.00	0.1	12/05 - 08/35	14.52		0	0	Interp			2.42	0	01-Nov-05	IO	10	13	A3	2,454,546.00	0	12/08 - 08/35	14.52		0	0	Interp			0	0	01-Nov-05	FIX	11	14	AS3	213,545,454.00	5.5	12/05 - 06/14	3.35		0	0	Interp			946.13	0	01-Nov-05	FIX	12	15	SUBORD	9,278,350.51	5.5	12/05 - 08/35	10.49	7.42	5.797	122	Interp	97-29.00	6768.6	41.11	9.125	01-Nov-05	FIX	13	16																14	17																15	18																16	19																17	20																18	21																19	22																20	23	Treasury															21	24	6MO	2YR	3YR	5YR	10YR	30YR	1YR	2YR	3YR	5YR	10YR	30YR				22	25	Y1d	4.222	4.378	4.408	4.448	4.569	4.770	4.678	4.811	4.864	4.940	5.078	5.290		
2	4	25-Dec-05	Default	0	months	0%												3	5	Recovery	0	months	0%													4	6	Severity																5	7																	6	9	Tranche Name	Balance	Coupon	Principal Window	Avg Life	Dur	Yield	Spread bp	Bench	Price %	\$@1bp	Accrued Int(M)	NetNet (MM)	Dated Date	Notes	7	10	NAS	54,000,000.00	5.5	12/06 - 10/17	8.21	6.31	5.84	131	Interp	97-28.58	33528.71	239.25	53.102	01-Nov-05	FIX	8	11	A2	30,000,000.00	5.85	12/08 - 08/35	14.52		0	0	Interp			141.38	0	01-Nov-05	FIX	9	12	WRAP	30,000,000.00	0.1	12/05 - 08/35	14.52		0	0	Interp			2.42	0	01-Nov-05	IO	10	13	A3	2,454,546.00	0	12/08 - 08/35	14.52		0	0	Interp			0	0	01-Nov-05	FIX	11	14	AS3	213,545,454.00	5.5	12/05 - 06/14	3.35		0	0	Interp			946.13	0	01-Nov-05	FIX	12	15	SUBORD	9,278,350.51	5.5	12/05 - 08/35	10.49	7.42	5.797	122	Interp	97-29.00	6768.6	41.11	9.125	01-Nov-05	FIX	13	16																14	17																15	18																16	19																17	20																18	21																19	22																20	23	Treasury															21	24	6MO	2YR	3YR	5YR	10YR	30YR	1YR	2YR	3YR	5YR	10YR	30YR				22	25	Y1d	4.222	4.378	4.408	4.448	4.569	4.770	4.678	4.811	4.864	4.940	5.078	5.290																				
3	5	Recovery	0	months	0%													4	6	Severity																5	7																	6	9	Tranche Name	Balance	Coupon	Principal Window	Avg Life	Dur	Yield	Spread bp	Bench	Price %	\$@1bp	Accrued Int(M)	NetNet (MM)	Dated Date	Notes	7	10	NAS	54,000,000.00	5.5	12/06 - 10/17	8.21	6.31	5.84	131	Interp	97-28.58	33528.71	239.25	53.102	01-Nov-05	FIX	8	11	A2	30,000,000.00	5.85	12/08 - 08/35	14.52		0	0	Interp			141.38	0	01-Nov-05	FIX	9	12	WRAP	30,000,000.00	0.1	12/05 - 08/35	14.52		0	0	Interp			2.42	0	01-Nov-05	IO	10	13	A3	2,454,546.00	0	12/08 - 08/35	14.52		0	0	Interp			0	0	01-Nov-05	FIX	11	14	AS3	213,545,454.00	5.5	12/05 - 06/14	3.35		0	0	Interp			946.13	0	01-Nov-05	FIX	12	15	SUBORD	9,278,350.51	5.5	12/05 - 08/35	10.49	7.42	5.797	122	Interp	97-29.00	6768.6	41.11	9.125	01-Nov-05	FIX	13	16																14	17																15	18																16	19																17	20																18	21																19	22																20	23	Treasury															21	24	6MO	2YR	3YR	5YR	10YR	30YR	1YR	2YR	3YR	5YR	10YR	30YR				22	25	Y1d	4.222	4.378	4.408	4.448	4.569	4.770	4.678	4.811	4.864	4.940	5.078	5.290																																						
4	6	Severity																5	7																	6	9	Tranche Name	Balance	Coupon	Principal Window	Avg Life	Dur	Yield	Spread bp	Bench	Price %	\$@1bp	Accrued Int(M)	NetNet (MM)	Dated Date	Notes	7	10	NAS	54,000,000.00	5.5	12/06 - 10/17	8.21	6.31	5.84	131	Interp	97-28.58	33528.71	239.25	53.102	01-Nov-05	FIX	8	11	A2	30,000,000.00	5.85	12/08 - 08/35	14.52		0	0	Interp			141.38	0	01-Nov-05	FIX	9	12	WRAP	30,000,000.00	0.1	12/05 - 08/35	14.52		0	0	Interp			2.42	0	01-Nov-05	IO	10	13	A3	2,454,546.00	0	12/08 - 08/35	14.52		0	0	Interp			0	0	01-Nov-05	FIX	11	14	AS3	213,545,454.00	5.5	12/05 - 06/14	3.35		0	0	Interp			946.13	0	01-Nov-05	FIX	12	15	SUBORD	9,278,350.51	5.5	12/05 - 08/35	10.49	7.42	5.797	122	Interp	97-29.00	6768.6	41.11	9.125	01-Nov-05	FIX	13	16																14	17																15	18																16	19																17	20																18	21																19	22																20	23	Treasury															21	24	6MO	2YR	3YR	5YR	10YR	30YR	1YR	2YR	3YR	5YR	10YR	30YR				22	25	Y1d	4.222	4.378	4.408	4.448	4.569	4.770	4.678	4.811	4.864	4.940	5.078	5.290																																																								
5	7																	6	9	Tranche Name	Balance	Coupon	Principal Window	Avg Life	Dur	Yield	Spread bp	Bench	Price %	\$@1bp	Accrued Int(M)	NetNet (MM)	Dated Date	Notes	7	10	NAS	54,000,000.00	5.5	12/06 - 10/17	8.21	6.31	5.84	131	Interp	97-28.58	33528.71	239.25	53.102	01-Nov-05	FIX	8	11	A2	30,000,000.00	5.85	12/08 - 08/35	14.52		0	0	Interp			141.38	0	01-Nov-05	FIX	9	12	WRAP	30,000,000.00	0.1	12/05 - 08/35	14.52		0	0	Interp			2.42	0	01-Nov-05	IO	10	13	A3	2,454,546.00	0	12/08 - 08/35	14.52		0	0	Interp			0	0	01-Nov-05	FIX	11	14	AS3	213,545,454.00	5.5	12/05 - 06/14	3.35		0	0	Interp			946.13	0	01-Nov-05	FIX	12	15	SUBORD	9,278,350.51	5.5	12/05 - 08/35	10.49	7.42	5.797	122	Interp	97-29.00	6768.6	41.11	9.125	01-Nov-05	FIX	13	16																14	17																15	18																16	19																17	20																18	21																19	22																20	23	Treasury															21	24	6MO	2YR	3YR	5YR	10YR	30YR	1YR	2YR	3YR	5YR	10YR	30YR				22	25	Y1d	4.222	4.378	4.408	4.448	4.569	4.770	4.678	4.811	4.864	4.940	5.078	5.290																																																																										
6	9	Tranche Name	Balance	Coupon	Principal Window	Avg Life	Dur	Yield	Spread bp	Bench	Price %	\$@1bp	Accrued Int(M)	NetNet (MM)	Dated Date	Notes	7	10	NAS	54,000,000.00	5.5	12/06 - 10/17	8.21	6.31	5.84	131	Interp	97-28.58	33528.71	239.25	53.102	01-Nov-05	FIX	8	11	A2	30,000,000.00	5.85	12/08 - 08/35	14.52		0	0	Interp			141.38	0	01-Nov-05	FIX	9	12	WRAP	30,000,000.00	0.1	12/05 - 08/35	14.52		0	0	Interp			2.42	0	01-Nov-05	IO	10	13	A3	2,454,546.00	0	12/08 - 08/35	14.52		0	0	Interp			0	0	01-Nov-05	FIX	11	14	AS3	213,545,454.00	5.5	12/05 - 06/14	3.35		0	0	Interp			946.13	0	01-Nov-05	FIX	12	15	SUBORD	9,278,350.51	5.5	12/05 - 08/35	10.49	7.42	5.797	122	Interp	97-29.00	6768.6	41.11	9.125	01-Nov-05	FIX	13	16																14	17																15	18																16	19																17	20																18	21																19	22																20	23	Treasury															21	24	6MO	2YR	3YR	5YR	10YR	30YR	1YR	2YR	3YR	5YR	10YR	30YR				22	25	Y1d	4.222	4.378	4.408	4.448	4.569	4.770	4.678	4.811	4.864	4.940	5.078	5.290																																																																																												
7	10	NAS	54,000,000.00	5.5	12/06 - 10/17	8.21	6.31	5.84	131	Interp	97-28.58	33528.71	239.25	53.102	01-Nov-05	FIX	8	11	A2	30,000,000.00	5.85	12/08 - 08/35	14.52		0	0	Interp			141.38	0	01-Nov-05	FIX	9	12	WRAP	30,000,000.00	0.1	12/05 - 08/35	14.52		0	0	Interp			2.42	0	01-Nov-05	IO	10	13	A3	2,454,546.00	0	12/08 - 08/35	14.52		0	0	Interp			0	0	01-Nov-05	FIX	11	14	AS3	213,545,454.00	5.5	12/05 - 06/14	3.35		0	0	Interp			946.13	0	01-Nov-05	FIX	12	15	SUBORD	9,278,350.51	5.5	12/05 - 08/35	10.49	7.42	5.797	122	Interp	97-29.00	6768.6	41.11	9.125	01-Nov-05	FIX	13	16																14	17																15	18																16	19																17	20																18	21																19	22																20	23	Treasury															21	24	6MO	2YR	3YR	5YR	10YR	30YR	1YR	2YR	3YR	5YR	10YR	30YR				22	25	Y1d	4.222	4.378	4.408	4.448	4.569	4.770	4.678	4.811	4.864	4.940	5.078	5.290																																																																																																													
8	11	A2	30,000,000.00	5.85	12/08 - 08/35	14.52		0	0	Interp			141.38	0	01-Nov-05	FIX	9	12	WRAP	30,000,000.00	0.1	12/05 - 08/35	14.52		0	0	Interp			2.42	0	01-Nov-05	IO	10	13	A3	2,454,546.00	0	12/08 - 08/35	14.52		0	0	Interp			0	0	01-Nov-05	FIX	11	14	AS3	213,545,454.00	5.5	12/05 - 06/14	3.35		0	0	Interp			946.13	0	01-Nov-05	FIX	12	15	SUBORD	9,278,350.51	5.5	12/05 - 08/35	10.49	7.42	5.797	122	Interp	97-29.00	6768.6	41.11	9.125	01-Nov-05	FIX	13	16																14	17																15	18																16	19																17	20																18	21																19	22																20	23	Treasury															21	24	6MO	2YR	3YR	5YR	10YR	30YR	1YR	2YR	3YR	5YR	10YR	30YR				22	25	Y1d	4.222	4.378	4.408	4.448	4.569	4.770	4.678	4.811	4.864	4.940	5.078	5.290																																																																																																																														
9	12	WRAP	30,000,000.00	0.1	12/05 - 08/35	14.52		0	0	Interp			2.42	0	01-Nov-05	IO	10	13	A3	2,454,546.00	0	12/08 - 08/35	14.52		0	0	Interp			0	0	01-Nov-05	FIX	11	14	AS3	213,545,454.00	5.5	12/05 - 06/14	3.35		0	0	Interp			946.13	0	01-Nov-05	FIX	12	15	SUBORD	9,278,350.51	5.5	12/05 - 08/35	10.49	7.42	5.797	122	Interp	97-29.00	6768.6	41.11	9.125	01-Nov-05	FIX	13	16																14	17																15	18																16	19																17	20																18	21																19	22																20	23	Treasury															21	24	6MO	2YR	3YR	5YR	10YR	30YR	1YR	2YR	3YR	5YR	10YR	30YR				22	25	Y1d	4.222	4.378	4.408	4.448	4.569	4.770	4.678	4.811	4.864	4.940	5.078	5.290																																																																																																																																															
10	13	A3	2,454,546.00	0	12/08 - 08/35	14.52		0	0	Interp			0	0	01-Nov-05	FIX	11	14	AS3	213,545,454.00	5.5	12/05 - 06/14	3.35		0	0	Interp			946.13	0	01-Nov-05	FIX	12	15	SUBORD	9,278,350.51	5.5	12/05 - 08/35	10.49	7.42	5.797	122	Interp	97-29.00	6768.6	41.11	9.125	01-Nov-05	FIX	13	16																14	17																15	18																16	19																17	20																18	21																19	22																20	23	Treasury															21	24	6MO	2YR	3YR	5YR	10YR	30YR	1YR	2YR	3YR	5YR	10YR	30YR				22	25	Y1d	4.222	4.378	4.408	4.448	4.569	4.770	4.678	4.811	4.864	4.940	5.078	5.290																																																																																																																																																																
11	14	AS3	213,545,454.00	5.5	12/05 - 06/14	3.35		0	0	Interp			946.13	0	01-Nov-05	FIX	12	15	SUBORD	9,278,350.51	5.5	12/05 - 08/35	10.49	7.42	5.797	122	Interp	97-29.00	6768.6	41.11	9.125	01-Nov-05	FIX	13	16																14	17																15	18																16	19																17	20																18	21																19	22																20	23	Treasury															21	24	6MO	2YR	3YR	5YR	10YR	30YR	1YR	2YR	3YR	5YR	10YR	30YR				22	25	Y1d	4.222	4.378	4.408	4.448	4.569	4.770	4.678	4.811	4.864	4.940	5.078	5.290																																																																																																																																																																																	
12	15	SUBORD	9,278,350.51	5.5	12/05 - 08/35	10.49	7.42	5.797	122	Interp	97-29.00	6768.6	41.11	9.125	01-Nov-05	FIX	13	16																14	17																15	18																16	19																17	20																18	21																19	22																20	23	Treasury															21	24	6MO	2YR	3YR	5YR	10YR	30YR	1YR	2YR	3YR	5YR	10YR	30YR				22	25	Y1d	4.222	4.378	4.408	4.448	4.569	4.770	4.678	4.811	4.864	4.940	5.078	5.290																																																																																																																																																																																																		
13	16																14	17																15	18																16	19																17	20																18	21																19	22																20	23	Treasury															21	24	6MO	2YR	3YR	5YR	10YR	30YR	1YR	2YR	3YR	5YR	10YR	30YR				22	25	Y1d	4.222	4.378	4.408	4.448	4.569	4.770	4.678	4.811	4.864	4.940	5.078	5.290																																																																																																																																																																																																																			
14	17																15	18																16	19																17	20																18	21																19	22																20	23	Treasury															21	24	6MO	2YR	3YR	5YR	10YR	30YR	1YR	2YR	3YR	5YR	10YR	30YR				22	25	Y1d	4.222	4.378	4.408	4.448	4.569	4.770	4.678	4.811	4.864	4.940	5.078	5.290																																																																																																																																																																																																																																				
15	18																16	19																17	20																18	21																19	22																20	23	Treasury															21	24	6MO	2YR	3YR	5YR	10YR	30YR	1YR	2YR	3YR	5YR	10YR	30YR				22	25	Y1d	4.222	4.378	4.408	4.448	4.569	4.770	4.678	4.811	4.864	4.940	5.078	5.290																																																																																																																																																																																																																																																					
16	19																17	20																18	21																19	22																20	23	Treasury															21	24	6MO	2YR	3YR	5YR	10YR	30YR	1YR	2YR	3YR	5YR	10YR	30YR				22	25	Y1d	4.222	4.378	4.408	4.448	4.569	4.770	4.678	4.811	4.864	4.940	5.078	5.290																																																																																																																																																																																																																																																																						
17	20																18	21																19	22																20	23	Treasury															21	24	6MO	2YR	3YR	5YR	10YR	30YR	1YR	2YR	3YR	5YR	10YR	30YR				22	25	Y1d	4.222	4.378	4.408	4.448	4.569	4.770	4.678	4.811	4.864	4.940	5.078	5.290																																																																																																																																																																																																																																																																																							
18	21																19	22																20	23	Treasury															21	24	6MO	2YR	3YR	5YR	10YR	30YR	1YR	2YR	3YR	5YR	10YR	30YR				22	25	Y1d	4.222	4.378	4.408	4.448	4.569	4.770	4.678	4.811	4.864	4.940	5.078	5.290																																																																																																																																																																																																																																																																																																								
19	22																20	23	Treasury															21	24	6MO	2YR	3YR	5YR	10YR	30YR	1YR	2YR	3YR	5YR	10YR	30YR				22	25	Y1d	4.222	4.378	4.408	4.448	4.569	4.770	4.678	4.811	4.864	4.940	5.078	5.290																																																																																																																																																																																																																																																																																																																									
20	23	Treasury															21	24	6MO	2YR	3YR	5YR	10YR	30YR	1YR	2YR	3YR	5YR	10YR	30YR				22	25	Y1d	4.222	4.378	4.408	4.448	4.569	4.770	4.678	4.811	4.864	4.940	5.078	5.290																																																																																																																																																																																																																																																																																																																																										
21	24	6MO	2YR	3YR	5YR	10YR	30YR	1YR	2YR	3YR	5YR	10YR	30YR				22	25	Y1d	4.222	4.378	4.408	4.448	4.569	4.770	4.678	4.811	4.864	4.940	5.078	5.290																																																																																																																																																																																																																																																																																																																																																											
22	25	Y1d	4.222	4.378	4.408	4.448	4.569	4.770	4.678	4.811	4.864	4.940	5.078	5.290																																																																																																																																																																																																																																																																																																																																																																												

RFMSI05-S7AR4 - Price/Yield - A2

Balance Coupon Settle	\$30,000,000.00 5.85 11/30/2005	Delay Dated First Payment	24 11/01/2005 12/25/2005	WAC NET	6 5.5	WAM WALA	357 3	Yield							
								1	2	3	4	5	6	7	8
Price								1	2	3	4	5	6	7	8
97-00.00	6.143	6.165	6.208	6.345	6.557	6.663	6.852	7.025							
97-04.00	6.132	6.153	6.194	6.325	6.526	6.627	6.807	6.971							
97-08.00	6.121	6.142	6.180	6.304	6.496	6.591	6.762	6.917							
97-12.00	6.111	6.130	6.166	6.284	6.465	6.555	6.716	6.864							
97-16.00	6.100	6.118	6.152	6.263	6.434	6.519	6.671	6.810							
97-20.00	6.089	6.106	6.138	6.243	6.403	6.483	6.626	6.757							
97-24.00	6.078	6.094	6.125	6.222	6.373	6.447	6.582	6.704							
97-28.00	6.068	6.083	6.111	6.202	6.342	6.412	6.537	6.651							
98-00.00	6.057	6.071	6.097	6.181	6.311	6.376	6.492	6.598							
98-04.00	6.046	6.059	6.083	6.161	6.281	6.340	6.447	6.545							
98-08.00	6.036	6.047	6.070	6.141	6.250	6.305	6.403	6.492							
98-12.00	6.025	6.036	6.056	6.120	6.220	6.269	6.358	6.439							
98-16.00	6.015	6.024	6.042	6.100	6.190	6.234	6.314	6.386							
98-20.00	6.004	6.013	6.028	6.080	6.159	6.199	6.269	6.334							
98-24.00	5.994	6.001	6.015	6.060	6.129	6.163	6.225	6.281							
98-28.00	5.983	5.989	6.001	6.039	6.099	6.128	6.181	6.229							
99-00.00	5.973	5.978	5.988	6.019	6.068	6.093	6.136	6.176							
99-04.00	5.962	5.966	5.974	6.001	6.038	6.058	6.092	6.124							
99-08.00	5.952	5.955	5.961	6.001	6.008	6.023	6.048	6.072							
99-12.00	5.941	5.943	5.947	6.001	6.008	6.023	6.048	6.072							
99-16.00	5.931	5.932	5.934	6.001	6.008	6.023	6.048	6.072							
99-20.00	5.921	5.920	5.920	6.001	6.008	6.023	6.048	6.072							
99-24.00	5.910	5.909	5.907	6.001	6.008	6.023	6.048	6.072							
99-28.00	5.900	5.898	5.893	6.001	6.008	6.023	6.048	6.072							
100-00.00	5.889	5.886	5.880	6.001	6.008	6.023	6.048	6.072							
100-04.00	5.879	5.875	5.867	6.001	6.008	6.023	6.048	6.072							
100-08.00	5.869	5.863	5.853	6.001	6.008	6.023	6.048	6.072							
100-12.00	5.859	5.852	5.840	6.001	6.008	6.023	6.048	6.072							
100-16.00	5.848	5.841	5.827	6.001	6.008	6.023	6.048	6.072							
100-20.00	5.838	5.830	5.813	6.001	6.008	6.023	6.048	6.072							
100-24.00	5.828	5.818	5.800	6.001	6.008	6.023	6.048	6.072							

100-28.00	5.818	5.807	5.787	5.722	5.621	5.571	5.482	5.400
101-00.00	5.808	5.796	5.774	5.703	5.591	5.537	5.438	5.349
101-04.00	5.797	5.785	5.760	5.683	5.562	5.502	5.395	5.298
101-08.00	5.787	5.773	5.747	5.664	5.533	5.468	5.352	5.247
101-12.00	5.777	5.762	5.734	5.644	5.503	5.434	5.309	5.196
101-16.00	5.767	5.751	5.721	5.625	5.474	5.400	5.267	5.145
101-20.00	5.757	5.740	5.708	5.605	5.445	5.366	5.224	5.095
101-24.00	5.747	5.729	5.695	5.586	5.415	5.332	5.181	5.044
101-28.00	5.737	5.718	5.682	5.567	5.386	5.298	5.138	4.994
102-00.00	5.727	5.707	5.669	5.548	5.357	5.264	5.096	4.943
Spread @ Center Price	110	116	121	130	139	142	144	147
WAL	23.53	19.17	14.52	8.59	4.94	4.14	3.21	2.67
Mod Durn	12.03	10.92	9.28	6.27	4.17	3.58	2.85	2.40
Principal Window	Dec08 - Aug35	Dec08 - Aug35	Dec08 - Aug35	~Dec08 - Aug35	Dec08 - Oct11	Dec08 - Jul10	Oct08 - Jun09	May08 - Oct08
Prepay	100 PSA	200 PSA	300 PSA	400 PSA	500 PSA	600 PSA	800 PSA	1000 PSA
Treasury Mat	6MO	2YR	3YR	5YR	10YR	30YR		
Yld	4.266	4.470	4.505	4.556	4.663	4.850		

This information is being provided in response to your specific request for information. The information has been prepared and furnished to you solely by CREDIT SUISSE FIRST BOSTON LLC (CSFB) and not the Issuer for the Issuer or its affiliates in connection with the proposed transaction. All information contained herein is preliminary, limited in nature and subject to completion or amendment. CSFB makes no representation that the decision with respect to the security should be made by you based solely upon the information contained in the final prospectus. Under no circumstances shall the information presented constitute an offer to sell or so registration or qualification under the securities laws of such jurisdiction. The securities may not be sold nor may an offer to buy be accepted prior to the delivery of a final prospectus relating to the securities.

Issuer of the Securities or any of its affiliates. The preliminary description of the underlying assets has not been independently verified by CSFB. CSFB is not acting as agent for the above referenced security will actually perform as described in any scenario. The above analysis alone is not intended to be a prospectus and any investment solicitation of an offer to buy nor shall there be any sale of securities in any jurisdiction in which such offer, solicitation or sale would be unlawful prior to

RFMSI05-S7AR3 - Price/Yield - A2

Balance \$30,000,000.00 Delay Dated 24 11/01/2005 WAC NET 6 5.5 WAM WALA 357 3
 Coupon 5.85 First Payment 12/25/2005
 Settle 11/30/2005

Price	1	2	3	4	5	6	7
	Yield	Yield	Yield	Yield	Yield	Yield	Yield
97-00.00	6.143	6.165	6.208	6.345	6.557	6.759	6.852
97-08.00	6.121	6.142	6.180	6.304	6.496	6.678	6.762
97-16.00	6.100	6.118	6.152	6.263	6.434	6.597	6.671
97-24.00	6.078	6.094	6.125	6.222	6.373	6.516	6.582
98-00.00	6.057	6.071	6.097	6.181	6.311	6.435	6.492
98-08.00	6.036	6.047	6.070	6.141	6.250	6.355	6.403
98-16.00	6.015	6.024	6.042	6.100	6.190	6.275	6.314
98-24.00	5.994	6.001	6.015	6.060	6.129	6.195	6.225
99-00.00	5.973	5.978	5.988	6.019	6.068	6.115	6.136
99-08.00	5.952	5.955	5.961	5.979	6.008	6.036	6.048
99-16.00	5.931	5.932	5.934	5.939	5.948	5.956	5.960
99-24.00	5.910	5.909	5.907	5.899	5.878	5.878	5.873
100-00.00	5.889	5.886	5.880	5.860	5.828	5.799	5.785
100-08.00	5.869	5.863	5.853	5.820	5.769	5.720	5.698
100-16.00	5.848	5.841	5.827	5.781	5.710	5.642	5.611
100-24.00	5.828	5.818	5.800	5.742	5.650	5.564	5.525
101-00.00	5.808	5.796	5.774	5.703	5.591	5.486	5.438
101-08.00	5.787	5.773	5.747	5.664	5.533	5.409	5.352
101-16.00	5.767	5.751	5.721	5.625	5.474	5.332	5.267
101-24.00	5.747	5.729	5.695	5.586	5.415	5.255	5.181
102-00.00	5.727	5.707	5.669	5.548	5.357	5.178	5.096

Spread @ Center Price 118 124 130 140 150 153 154
 WAL 23.53 19.17 14.52 8.59 4.94 3.61 3.21
 Mod Durm 12.03 10.92 9.28 6.27 4.17 3.16 2.85
 Principal Window Dec08 - Aug35 Dec08 - Aug35 Dec08 - Aug35 Dec08 - Oct11 Dec08 - Dec09 Oct08 - Jun09
 Prepay 100 PSA 200 PSA 300 PSA 400 PSA 500 PSA 700 PSA 800 PSA

Treasury Mat 6MO 2YR 3YR 5YR 10YR 30YR
 Yld 4.222 4.378 4.408 4.448 4.569 4.770

issuer of the Securities or any of its affiliates. The preliminary description of the underlying assets has not been independently verified by CSFB. CSFB is not acting as agent at the above referenced security will actually perform as described in any scenario. The above analysis alone is not intended to be a prospectus and any investment solicitation of an offer to buy nor shall there be any sale of securities in any jurisdiction in which such offer, solicitation or sale would be unlawful prior to

RFMSI05-S7AR3 - Price/Yield - A2

Balance	\$30,000,000.00	Delay	24	WAC	6	WAM	357	
Coupon	5.85	Dated	11/01/2005	NET	5.5	WALA	3	
Settle	11/30/2005	First Payment	12/25/2005					
Price	1	2	3	4	5	6	7	8
	Yield	Yield	Yield	Yield	Yield	Yield	Yield	Yield
97-00.00	6.143	6.165	6.208	6.345	6.557	6.759	6.852	7.025
97-08.00	6.121	6.142	6.180	6.304	6.496	6.678	6.762	6.917
97-16.00	6.100	6.118	6.152	6.263	6.434	6.597	6.671	6.810
97-24.00	6.078	6.094	6.125	6.222	6.373	6.516	6.582	6.704
98-00.00	6.057	6.071	6.097	6.181	6.311	6.435	6.492	6.598
98-08.00	6.036	6.047	6.070	6.141	6.250	6.355	6.403	6.492
98-16.00	6.015	6.024	6.042	6.100	6.190	6.275	6.314	6.386
98-24.00	5.994	6.001	6.015	6.060	6.129	6.195	6.225	6.281
99-00.00	5.973	5.978	5.988	6.019	6.068	6.115	6.136	6.176
99-08.00	5.952	5.955	5.961	5.979	6.008	6.036	6.048	6.072
99-16.00	5.931	5.932	5.934	5.939	5.948	5.956	5.960	5.967
99-24.00	5.910	5.909	5.907	5.899	5.888	5.878	5.873	5.864
100-00.00	5.889	5.886	5.880	5.860	5.828	5.799	5.785	5.760
100-08.00	5.869	5.863	5.853	5.820	5.769	5.720	5.698	5.657
100-16.00	5.848	5.841	5.827	5.781	5.710	5.642	5.611	5.554
100-24.00	5.828	5.818	5.800	5.742	5.650	5.564	5.525	5.451
101-00.00	5.808	5.796	5.774	5.703	5.591	5.486	5.438	5.349
101-08.00	5.787	5.773	5.747	5.664	5.533	5.409	5.352	5.247
101-16.00	5.767	5.751	5.721	5.625	5.474	5.332	5.267	5.145
101-24.00	5.747	5.729	5.695	5.586	5.415	5.255	5.181	5.044
102-00.00	5.727	5.707	5.669	5.548	5.357	5.178	5.096	4.943
Spread @ Center Price	118	124	130	140	150	153	154	156
WAL	23.53	19.17	14.52	8.59	4.94	3.61	3.21	2.67
Mod Durm	12.03	10.92	9.28	6.27	4.17	3.16	2.85	2.40
Principal Window	Dec08 - Aug35	Dec08 - Aug35	Dec08 - Aug35	-Dec08 - Aug35	Dec08 - Oct11	Dec08 - Dec09	Oct08 - Jun09	May08 - Oct08
Prepay	100 PSA	200 PSA	300 PSA	400 PSA	500 PSA	700 PSA	800 PSA	1000 PSA
Treasury Mat	6MO	2YR	3YR	5YR	10YR	30YR		
Yld	4.222	4.378	4.408	4.448	4.569	4.770		

This information is being provided in response to your specific request for information. The information has been prepared and furnished to you solely by CREDIT SUISSE FIRST BOSTON LLC (CSFB) and not the Issuer or its affiliates in connection with the proposed transaction. All information contained herein is preliminary, limited in nature and subject to completion or amendment. CSFB makes no representation that the information presented constitutes an offer to sell or so decision with respect to the security should be made by you based solely upon the information contained in the final prospectus. Under no circumstances shall the information presented constitute an offer to sell or so registration or qualification under the securities laws of such jurisdiction. The securities may not be sold nor may an offer to buy be accepted prior to the delivery of a final prospectus relating to the securities.

user of the Securities or any of its affiliates. The preliminary description of the underlying assets has not been independently verified by CSFB. CSFB is not acting as agent for the above referenced security will actually perform as described in any scenario. The above analysis alone is not intended to be a prospectus and any investment solicitation of an offer to buy nor shall there be any sale of securities in any jurisdiction in which such offer, solicitation or sale would be unlawful prior to