
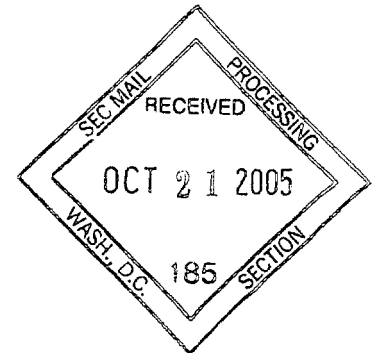


**FORM SE
FORM FOR SUBMISSION OF PAPER FORMAT EXHIBITS
BY ELECTRONIC FILERS**

Bear Stearns Asset Backed Securities I LLC
Exact Name of Registrant as Specified in Charter
Form 8-K, October 20, 2005, Series 2005-WM3

0001283557
Registrant CIK Number
333-125422


Name of Person Filing the Document
(If Other than the Registrant)



Pursuant to the requirements of the Securities Exchange Act of 1934, the Registrant has duly caused this report to be signed on behalf of the Registrant by the undersigned thereunto duly authorized.

BEAR STEARNS ASSET BACKED SECURITIES
I LLC

By: _____



Name: Baron Silverstein
Title: Vice President

Dated: October 19, 2005

**IN ACCORDANCE WITH RULE 202 OF REGULATION S-T, THIS EXHIBIT IS
BEING FILED IN PAPER PURSUANT TO A CONTINUING HARDSHIP EXEMPTION.**

EXHIBIT INDEX

<u>Exhibit No.</u>	<u>Description</u>	<u>Format</u>
99.1	Collateral Term Sheets	P*

*The Collateral Term Sheets have been filed on paper pursuant to a continuing hardship exemption from certain electronic requirements.

Deal Name
SACO 2005-WM3

Data

WA DTI

42.29

Loan Balance Distribution

	# & %	Data (#)	Data (%)
\$ 0-25,000	# & %	2,017	38,205,263.47
\$ 25,001-50,000	# & %	3,796	136,910,889.37
\$ 50,001-75,000	# & %	2,144	133,255,177.08
\$ 75,001-100,000	# & %	1,091	93,764,554.48
\$ 100,001-150,000	# & %	726	86,528,799.08
\$ 150,001-200,000	# & %	142	24,396,401.71
\$ 200,001-250,000	# & %		
\$ 250,001-300,000	# & %		
\$ 300,001-350,000	# & %		
\$ 350,001-400,000	# & %		
\$ 400,001-450,000	# & %		
\$ 450,001-500,000	# & %		
\$ 500,001-550,000	# & %		
\$ 550,001-600,000	# & %		
\$ 600,001-650,000	# & %		
\$ 650,001-700,000	# & %		
\$ 700,001-750,000	# & %		
\$ 750,001-800,000	# & %		
\$ 800,001-850,000	# & %		
\$ 850,001-900,000	# & %		
\$ 900,001-950,000	# & %		
\$ 950,001-1,000,000	# & %		
> \$ 1,000,001	# & %		

Geographic Distribution

AK	%	1.44
AL	%	0.22
AZ	%	1.06
CA	%	39.64
CO	%	2.4
CT	%	0.59
DC	%	0.21
DE	%	0.04
FL	%	7.34
GA	%	1.64
HI	%	0.28
IA	%	0.13
ID	%	0.08
IL	%	6.57
IN	%	0.36
KS	%	0.07
KY	%	0.13
LA	%	0.16
MA	%	3.07
MD	%	3.08

ME	%	0.05
MI	%	1.05
MN	%	0.17
MO	%	0.45
MT	%	0.13
NC	%	0.51
ND	%	0.03
NE	%	0.22
NH	%	0.16
NJ	%	1.71
NM	%	0.09
NV	%	1.14
NY	%	3.8
OK	%	0.23
OR	%	1.45
PA	%	0.83
RI	%	0.4
SC	%	0.44
SD	%	0.05
TN	%	0.9
TX	%	9.14
UT	%	1.12
VA	%	2.72
VT	%	0.03
WA	%	3.73
WI	%	0.85
WY	%	0.08

Please populate column D (&E) with the corresponding pool characteristics in Column B.

- For values in currency format, omit \$.
- For values in percentage format, provide data to 3 decimal places and omit %.
- For WAC Net Rate, subtract servicing fee, trustee fee, and initial MI fee.
- For MI Flag, Y or N.

Deal Name: SACO 2005-WM3

Detailed collateral info

Aggregated RATE	# of Loans	Balance	Avg. Balance	% of group				% of Full				% of Primary Owner
				balance	WAC	WARM	FICO	CLTV	DTI	Doc		
10.01-10.5	1,194	68,744,031.57	57,574.57	13.40	10.236	356	655	99.68	42.38	38.38	100.00	
10.501-11	1,220	73,806,411.45	60,497.06	14.39	10.865	356	651	99.70	42.95	14.65	100.00	
11.001-11.5	1,733	90,572,881.75	52,263.64	17.65	11.336	355	622	99.77	42.91	33.85	99.97	
11.501 - 12.000	940	41,896,878.13	44,571.15	8.17	11.910	355	596	99.75	42.70	80.74	100.00	
12.001 - 12.500	57	4,189,396.37	73,498.18	0.82	12.359	357	615	99.86	40.36	49.59	100.00	
12.501 - 13.000	7	229,174.98	32,739.28	0.04	12.885	357	593	100.00	44.56	80.81	100.00	
13.001 - 13.500	0	0.00	0.00	0.00	0.000	0	0	0.00	0.00	0.00	0.00	
13.501 - 14.000	0	0.00	0.00	0.00	0.000	0	0	0.00	0.00	0.00	0.00	
14.001 - 14.500	0	0.00	0.00	0.00	0.000	0	0	0.00	0.00	0.00	0.00	
14.501 - 15.000	0	0.00	0.00	0.00	0.000	0	0	0.00	0.00	0.00	0.00	
FICO												
N/A or Below 500												
520 - 539	2	66,902.09	33,451.05	0.01	10.713	357	533	100.00	43.16	100.00	100.00	
540 - 559	7	250,126.91	35,732.42	0.05	11.662	356	554	99.26	39.63	81.63	100.00	
560 - 579	440	14,262,466.40	32,414.70	2.78	11.235	349	576	99.74	42.64	98.22	100.00	
580 - 599	1,134	41,094,254.72	36,238.32	8.01	11.417	350	589	99.85	41.75	93.75	100.00	
600-620	1,299	54,398,221.00	41,877.00	10.60	10.981	353	610	99.75	41.30	80.50	99.95	
621-640	1,952	97,261,617.95	49,826.65	18.96	10.952	353	630	99.73	42.36	31.49	100.00	
CLTV												
80	0	0.00	0.00	0.00	0.000	0	0	0.00	0.00	0.00	0.00	
80-84	2	224,805.54	112,402.77	0.04	11.822	356	638	83.49	45.33	0.00	100.00	
85-89	16	612,306.56	38,269.16	0.12	10.272	356	652	87.28	40.89	53.84	100.00	
90-94	101	5,597,528.97	55,421.08	1.09	10.543	352	653	92.03	41.14	46.76	100.00	
95-99	436	24,516,023.11	56,229.41	4.78	10.333	355	661	97.31	42.30	45.52	99.88	
100	9,361	482,110,421.01	51,502.02	93.97	10.422	354	656	100.00	42.31	38.55	100.00	
2nd Home	1	29,042.93	29,042.93	0.01	11.200	357	604	95.00	28.00	100.00	0.00	

% Cashout

12.08
7.99
10.90
11.43
8.30
0.00
0.00
0.00
0.00
0.00

59.73
0.00
10.18
11.25
12.41
10.38

0.00
0.00
35.98
29.79
19.73
7.78
0.00

0.00

5.34
6.98
0.00

100.00

5.91

7.44
9.14
5.27
0.00

7.72

28.29
26.71
8.05

