

FORM SE
FORM FOR SUBMISSION OF PAPER FORMAT EXHIBITS
BY ELECTRONIC FILERS


Ameriquest Mortgage Securities Inc.
Exact Name of Registrant as Specified in Charter
Form 8-K, September 28, 2005, Series 2005-R8

0001102913
Registrant CIK Number
333-121781

Name of Person Filing the Document
(If Other than the Registrant)



05067422



Handwritten mark

PROCESSED
OCT 11 2005
THOMSON
FINANCIAL

Handwritten squiggle

SIGNATURE

Pursuant to the requirements of the Securities Exchange Act of 1934, the registrant has duly caused this report to be signed on its behalf by the undersigned thereunto duly authorized.


Dated: September 28, 2005

AMERIQUEST MORTGAGE SECURITIES INC.

By: _____

Name:

Title:

A handwritten signature in black ink, appearing to read "John P. Grazer", is written over a horizontal line. The signature is stylized and cursive.


John P. Grazer
CFO

IN ACCORDANCE WITH RULE 202 OF REGULATION S-T, THIS EXHIBIT IS BEING FILED IN PAPER PURSUANT TO A CONTINUING HARDSHIP EXEMPTION.

EXHIBIT INDEX

<u>Exhibit No.</u>	<u>Description</u>	<u>Format</u>
99.1	Computational Materials	P*

* The Computational Materials have been filed on paper pursuant to a continuing hardship exemption from certain electronic requirements.



	A	B	C	D	E	F	G	H	I	J	K	L
1	Deal Summary Report											
3	Assumptions											
4	Settlement	28-Sep-05	Prepay	100 %	Argent ARM	PPI/20 HEP					Balance	WAC
5	1st Pay Date	25-Oct-05	Default	0	CDR	0	months				\$1,416,191,358.85	7.617
6			Recovery	0								
7			Severity				0%					
9	Tranche Name	Rating	Balance	Coupon	Principal Window	Avg Life	Dur	Yield	Spread	DM	Price	
10		FT/MD/SP							bp	bp	%	
11	A1	AAA/Aaa/AAA	779,011,000.00	4.09	1 - 86	2.56	2.34	4.12	26	26	100	
12	A2A	AAA/Aaa/AAA	159,860,000.00	3.94	1 - 22	1.00	0.97	3.97	11	11	100	
13	A2B	AAA/Aaa/AAA	68,835,000.00	4.01	22 - 26	2.00	1.91	4.04	18	18	100	
14	A2C	AAA/Aaa/AAA	94,044,000.00	4.09	26 - 62	3.25	3.01	4.12	26	26	100	
15	A2D	AAA/Aaa/AAA	59,530,000.00	4.19	62 - 86	6.62	5.74	4.23	36	36	100	
16	M1	AA+/Aa1/AA+	49,570,000.00	4.30	42 - 86	4.92	4.37	4.34	47	47	100	
17	M2	AA+/Aa2/AA	38,240,000.00	4.32	40 - 86	4.87	4.32	4.36	49	49	100	
18	M3	AA/Aa3/AA	26,200,000.00	4.34	40 - 86	4.84	4.30	4.38	51	51	100	
19	M4	AA-/A1/AA-	24,780,000.00	4.41	39 - 86	4.82	4.27	4.45	58	58	100	
20	M5	A+/A2/A+	19,830,000.00	4.47	38 - 86	4.81	4.26	4.51	64	64	100	
21	M6	A/A3/A	21,240,000.00	4.52	38 - 86	4.79	4.23	4.56	69	69	100	
22	M7	A-/Baa1/A-	14,160,000.00	5.03	38 - 86	4.79	4.17	5.08	120	120	100	
23	M8	BBB+/Baa2/BBB+	12,750,000.00	5.21	37 - 86	4.78	4.14	5.27	138	138	100	
24	M9	BBB+/Baa3/BBB	10,620,000.00	5.58	37 - 86	4.77	4.08	5.65	175	175	100	
25	M10	BBB/Ba1/BBB-	8,500,000.00	6.33	37 - 86	4.73	3.77	10.29	250	625	86.06648	
26	M11	BB+/NR/BB+	11,330,000.00	6.33	37 - 79	4.44	3.44	14.76	250	1050	74.01136	
27	M12	BB/NR/BB	4,960,000.00	6.33	37 - 60	3.94	3.14	16.36	250	1200	72.19944	
28												
29												
30												
31	LIBOR 1MO = 3.83											
32	LIBOR 6MO = 4.11											

	A	B	C	D	E	F	G	H	I	J
1	Ameritrust Mortgage Securities Asset-Backed Pass-Through Certificates, Series 2005-R8 - Stack Price/Yield									
2										
3	Settle	9/28/2005								
4	First Payment	10/25/2005								
5										
6										
7										
8	Price	100	100	100	100	100	100	100	100	100
9		3.32	1.76	1.18	0.88	0.70	0.68	0.68	0.68	0.68
10	Mod Dum	3.02	1.67	1.14	0.86	0.68	0.68	0.68	0.68	0.68
11	Principal Window	1 - 84	1 - 45	1 - 30	1 - 22	1 - 18	1 - 18	1 - 18	1 - 18	1 - 18
12	LIBOR_1MO	3.830	3.830	3.830	3.830	3.830	3.830	3.830	3.830	3.830
13	LIBOR_6MO	4.110	4.110	4.110	4.110	4.110	4.110	4.110	4.110	4.110
14	Prepay	5 CPR	10 CPR	15 CPR	20 CPR	25 CPR	25 CPR	25 CPR	25 CPR	25 CPR
15	No Prepays									
16	Lockout and Penalties	Exclude Penalties	Exclude Penalties	Exclude Penalties	Exclude Penalties	Exclude Penalties	Exclude Penalties	Exclude Penalties	Exclude Penalties	Exclude Penalties
17	Prepay Penalty Haircut	5	5	5	5	5	5	5	5	5
18	Optional Redemption	Call (Y)	Call (Y)	Call (Y)	Call (Y)	Call (Y)	Call (Y)	Call (Y)	Call (Y)	Call (Y)
19										
20										
21	The tables and other statistical analyses (the 'Hypothetical Performance Data') that you will produce using Intex with the attached information are privileged and intended solely for use by you (the party to which									
22	reliance upon information furnished by the issuer of the securities and its affiliates, the accuracy and completeness of which has not been verified by CSFB LLC or any other person. The computer model that									
23	purpose other than to make a preliminary evaluation of the referenced securities or (b) provided by you to any third party other than your legal, tax, financial and/or accounting advisors for the purposes of evaluation									
24	anyone acting on its behalf has generated or is in any way responsible for any Hypothetical Performance Data.									

	K	L	M	N	O	P	Q	R	S	T	U	V	W	X
1														
2														
3														
4														
5														
6														
7														
8														
9														
10														
11														
12														
13														
14														
15														
16														
17														
18														
19														
20														
21														
22														
23														
24														

CSFB LLC provided the computer model used to generate them). The Hypothetical Performance Data will be generated by you using a computer model prepared by CSFB LLC in you will use to prepare the Hypothetical Performance Data was furnished to you solely by CSFB LLC and not by the issuer of the securities. It may not be (a) used for any rating the Hypothetical Performance Data. You agree that the Hypothetical Performance Data will be generated by or on behalf of you, and that neither CSFB LLC nor