

UNITED STATES  
SECURITIES AND EXCHANGE COMMISSION  
Washington, D. C. 20549

|   |
|---|
| OMB APPROVAL  |
| OMB Number: 3235-0327                               |
| Expires: May 31, 2006                               |
| Estimated average burden hours per response... 0.10 |

FORM SE  
FORM FOR SUBMISSION OF PAPER FORMAT EXHIBITS  
BY ELECTRONIC FILERS

Credit Suisse First Boston Mortgage Securities Corp.  
Exact name of registrant as specified in charter

1318784  
0001334796  
Registrant CIK Number

8 K FR August 18, 2005 SEC-2005-01  
Electronic report, schedule or registration statement  
of which the documents are a part (give period of report)

333-121904-01  
SEC file number, if available

Paula Martin

\_\_\_\_\_  
Name of Person Filing the Document (If other than the Registrant)

PROCESSED

SIGNATURES

Filings Made By the Registrant:

B  
AUG 26 2005  
THOMSON  
FINANCIAL

The Registrant has duly caused this form to be signed on its behalf by the undersigned, thereunto duly authorized, in the City of New York, State of New York, August 18, 2005.

Credit Suisse First Boston Mortgage Securities Corp.  
(Registrant)



05064375

By: [Signature]  
Name: Jeffrey Altabef  
Title: Vice President

Filings Made by Person Other Than the Registrant:

After reasonable inquiry and to the best of my knowledge and belief, I certify on August 19, 2005 2005, that the information set forth in this statement is true and complete.

By: Paula Martin  
(Name)  
Senior Legal Assistant  
(Title)

**CSFBRED-2005C4-V3.2-A3 A3**

**Yield Table**

|                                  |                |                    |              |
|----------------------------------|----------------|--------------------|--------------|
| <b>Current Balance</b>           | : \$88,000,000 | <b>Gross WAC</b>   | : 7.2352     |
| <b>Pass-Thru Rate</b>            | : 5.1330       | <b>Current WAM</b> | : 333        |
| <b>Accrued Days / Delay Days</b> | : 23 / 14      | <b>Settlement</b>  | : 08/24/2005 |
|                                  |                | <b>Factor Date</b> | : 08/25/2005 |

| Prepayments         |               | 0.0% CPR          |             |
|---------------------|---------------|-------------------|-------------|
| Price               | Idx Sprd      | ModDur            |             |
| 100.00000           | 100-00        | 39.8              | 5.60        |
| 100.03125           | 100-01        | 39.3              |             |
| 100.06250           | 100-02        | 38.7              |             |
| 100.09375           | 100-03        | 38.2              |             |
| 100.12500           | 100-04        | 37.6              |             |
| 100.15625           | 100-05        | 37.1              |             |
| 100.18750           | 100-06        | 36.5              |             |
| 100.21875           | 100-07        | 36.0              |             |
| 100.25000           | 100-08        | 35.4              | 5.60        |
| 100.28125           | 100-09        | 34.8              |             |
| 100.31250           | 100-10        | 34.3              |             |
| 100.34375           | 100-11        | 33.7              |             |
| 100.37500           | 100-12        | 33.2              |             |
| 100.40625           | 100-13        | 32.6              |             |
| 100.43750           | 100-14        | 32.1              |             |
| 100.46875           | 100-15        | 31.5              |             |
| <b>100.50000</b>    | <b>100-16</b> | <b>31.0</b>       | <b>5.60</b> |
| 100.53125           | 100-17        | 30.4              |             |
| 100.56250           | 100-18        | 29.9              |             |
| 100.59375           | 100-19        | 29.3              |             |
| 100.62500           | 100-20        | 28.8              |             |
| 100.65625           | 100-21        | 28.2              |             |
| 100.68750           | 100-22        | 27.7              |             |
| 100.71875           | 100-23        | 27.1              |             |
| 100.75000           | 100-24        | 26.6              | 5.61        |
| 100.78125           | 100-25        | 26.0              |             |
| 100.81250           | 100-26        | 25.4              |             |
| 100.84375           | 100-27        | 24.9              |             |
| 100.87500           | 100-28        | 24.3              |             |
| 100.90625           | 100-29        | 23.8              |             |
| 100.93750           | 100-30        | 23.2              |             |
| 100.96875           | 100-31        | 22.7              |             |
| <b>Avg Life</b>     |               | <b>6.79</b>       |             |
| <b>First Pay</b>    |               | <b>05/15/2012</b> |             |
| <b>Last Pay</b>     |               | <b>07/15/2012</b> |             |
| <b>Prin. Window</b> |               | <b>3</b>          |             |

Spread Over : SWAPCURVE SWAP Curve(bp), 2 Yr 38.5; 3 Yr 41.6; 4 Yr 44.1; 5 Yr 45.5; 6 Yr 45.8; 7 Yr 45.8; 8 Yr 45.8; 9 Yr 45.7; 10 Yr 45.5; 11 Yr 48.4; 12 Yr 50.8; 13 Yr 53.5; 14 Yr 55.5; 15 Yr 57.0; 20 Yr 63.0; 30 Yr 48.5;

Treasury Curve: 1 Yr 0.0000%; 2 Yr 4.1201%; 3 Yr 4.1833%; 5 Yr 4.2432%; 10 Yr 4.3923%; 30 Yr 4.5723%;

**CSFBRED-2005C4-V3.2-A3 A3**

**Yield Table**

**Current Balance** : \$88,000,000  
**Pass-Thru Rate** : 5.1330  
**Accrued Days / Delay Days** : 23 / 14  
**Gross WAC** : 7.2352  
**Current WAM** : 333  
**Settlement** : 08/24/2005  
**Factor Date** : 08/25/2005

| Price               | 0.0% CPR          |             |
|---------------------|-------------------|-------------|
|                     | Idx Sprd          | ModDur      |
| 100.00000           | 39.0              | 5.83        |
| 100.03125           | 38.4              |             |
| 100.06250           | 37.9              |             |
| 100.09375           | 37.4              |             |
| 100.12500           | 36.8              |             |
| 100.15625           | 36.3              |             |
| 100.18750           | 35.8              |             |
| 100.21875           | 35.2              |             |
| 100.25000           | 34.7              | 5.83        |
| 100.28125           | 34.2              |             |
| 100.31250           | 33.6              |             |
| 100.34375           | 33.1              |             |
| 100.37500           | 32.6              |             |
| 100.40625           | 32.0              |             |
| 100.43750           | 31.5              |             |
| 100.46875           | 31.0              |             |
| <b>100.50000</b>    | <b>30.4</b>       | <b>5.83</b> |
| 100.53125           | 29.9              |             |
| 100.56250           | 29.4              |             |
| 100.59375           | 28.8              |             |
| 100.62500           | 28.3              |             |
| 100.65625           | 27.8              |             |
| 100.68750           | 27.3              |             |
| 100.71875           | 26.7              |             |
| 100.75000           | 26.2              | 5.84        |
| 100.78125           | 25.7              |             |
| 100.81250           | 25.1              |             |
| 100.84375           | 24.6              |             |
| 100.87500           | 24.1              |             |
| 100.90625           | 23.6              |             |
| 100.93750           | 23.0              |             |
| 100.96875           | 22.5              |             |
| <b>Avg Life</b>     | <b>7.13</b>       |             |
| <b>First Pay</b>    | <b>05/15/2012</b> |             |
| <b>Last Pay</b>     | <b>05/15/2013</b> |             |
| <b>Prin. Window</b> | <b>13</b>         |             |

Spread Over : SWAPCURVE SWAP Curve(bp): 2 Yr 38.5; 3 Yr 41.6; 4 Yr 44.1; 5 Yr 45.5; 6 Yr 45.8; 7 Yr 45.8; 8 Yr 45.8; 9 Yr 45.7; 10 Yr 45.5; 11 Yr 48.4; 12 Yr 50.8; 13 Yr 53.5; 14 Yr 55.5; 15 Yr 57.0; 20 Yr 63.0; 30 Yr 48.5;

Treasury Curve: 1 Yr 0.0000%; 2 Yr 4.1201%; 3 Yr 4.1833%; 5 Yr 4.2432%; 10 Yr 4.3923%; 30 Yr 4.5723%;  
 balloon\_term:@F((loan\_id=4),balloon\_term+12)

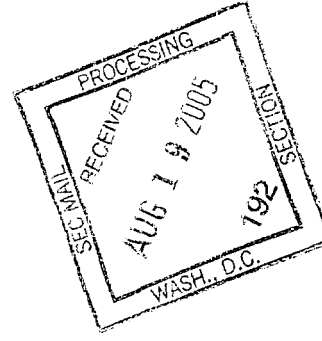
The analyses, calculations, and valuations herein are based on certain assumptions and data provided by third parties which may vary from the actual characteristics of the pool. Credit Suisse First Boston ion makes no representation that such analyses or calculations are accurate or that such valuations represent levels where actual trades may occur. Investors should rely on the information contained in or filed in connection with the prospectus / prospectus supplement.

**CSFBRED-2005C4-V3.PX A1A**

Yield Table

|                           |                 |             |              |
|---------------------------|-----------------|-------------|--------------|
| Current Balance           | : \$372,516,000 | Gross WAC   | : 5.4276     |
| Pass-Thru Rate            | : 5.1060        | Current WAM | : 383        |
| Accrued Days / Delay Days | : 23 / 14       | Settlement  | : 08/24/2005 |
|                           |                 | Factor Date | : 08/25/2005 |

| Price               | Prepayments   |              | 0.0% CPR          |        |
|---------------------|---------------|--------------|-------------------|--------|
|                     | Yield         | ModDur       | Yield             | ModDur |
| 100.00000           | 100-00        | 5.133        | 7.12              |        |
| 100.03125           | 100-01        | 5.128        |                   |        |
| 100.06250           | 100-02        | 5.124        |                   |        |
| 100.09375           | 100-03        | 5.120        |                   |        |
| 100.12500           | 100-04        | 5.115        |                   |        |
| 100.15625           | 100-05        | 5.111        |                   |        |
| 100.18750           | 100-06        | 5.107        |                   |        |
| 100.21875           | 100-07        | 5.102        |                   |        |
| 100.25000           | 100-08        | 5.098        | 7.13              |        |
| 100.28125           | 100-09        | 5.093        |                   |        |
| 100.31250           | 100-10        | 5.089        |                   |        |
| 100.34375           | 100-11        | 5.085        |                   |        |
| 100.37500           | 100-12        | 5.080        |                   |        |
| 100.40625           | 100-13        | 5.076        |                   |        |
| 100.43750           | 100-14        | 5.072        |                   |        |
| 100.46875           | 100-15        | 5.067        |                   |        |
| <b>100.50000</b>    | <b>100-16</b> | <b>5.063</b> | <b>7.13</b>       |        |
| 100.53125           | 100-17        | 5.059        |                   |        |
| 100.56250           | 100-18        | 5.054        |                   |        |
| 100.59375           | 100-19        | 5.050        |                   |        |
| 100.62500           | 100-20        | 5.046        |                   |        |
| 100.65625           | 100-21        | 5.041        |                   |        |
| 100.68750           | 100-22        | 5.037        |                   |        |
| 100.71875           | 100-23        | 5.033        |                   |        |
| 100.75000           | 100-24        | 5.028        | 7.14              |        |
| 100.78125           | 100-25        | 5.024        |                   |        |
| 100.81250           | 100-26        | 5.020        |                   |        |
| 100.84375           | 100-27        | 5.015        |                   |        |
| 100.87500           | 100-28        | 5.011        |                   |        |
| 100.90625           | 100-29        | 5.007        |                   |        |
| 100.93750           | 100-30        | 5.002        |                   |        |
| 100.96875           | 100-31        | 4.998        |                   |        |
| <b>Avg Life</b>     |               |              | <b>9.20</b>       |        |
| <b>First Pay</b>    |               |              | <b>09/15/2005</b> |        |
| <b>Last Pay</b>     |               |              | <b>07/15/2015</b> |        |
| <b>Prin. Window</b> |               |              | <b>119</b>        |        |



**CSFBRED-2005C4-V3.PX A1A**

**Yield Table**

|                           |                 |             |              |
|---------------------------|-----------------|-------------|--------------|
| Current Balance           | : \$372,516,000 | Gross WAC   | : 7.2352     |
| Pass-Thru Rate            | : 5.1060        | Current WAM | : 333        |
| Accrued Days / Delay Days | : 23 / 14       | Settlement  | : 08/24/2005 |
|                           |                 | Factor Date | : 08/25/2005 |

| Prepayments         |               | 0.9% CPR          |             |
|---------------------|---------------|-------------------|-------------|
| Price               | Idx Sprd      | ModDur            |             |
| 100.00000           | 100-00        | 34.0              | 7.12        |
| 100.03125           | 100-01        | 33.6              |             |
| 100.06250           | 100-02        | 33.1              |             |
| 100.09375           | 100-03        | 32.7              |             |
| 100.12500           | 100-04        | 32.3              |             |
| 100.15625           | 100-05        | 31.8              |             |
| 100.18750           | 100-06        | 31.4              |             |
| 100.21875           | 100-07        | 30.9              |             |
| 100.25000           | 100-08        | 30.5              | 7.13        |
| 100.28125           | 100-09        | 30.1              |             |
| 100.31250           | 100-10        | 29.6              |             |
| 100.34375           | 100-11        | 29.2              |             |
| 100.37500           | 100-12        | 28.8              |             |
| 100.40625           | 100-13        | 28.3              |             |
| 100.43750           | 100-14        | 27.9              |             |
| 100.46875           | 100-15        | 27.5              |             |
| <b>100.50000</b>    | <b>100-16</b> | <b>27.0</b>       | <b>7.13</b> |
| 100.53125           | 100-17        | 26.6              |             |
| 100.56250           | 100-18        | 26.2              |             |
| 100.59375           | 100-19        | 25.7              |             |
| 100.62500           | 100-20        | 25.3              |             |
| 100.65625           | 100-21        | 24.9              |             |
| 100.68750           | 100-22        | 24.4              |             |
| 100.71875           | 100-23        | 24.0              |             |
| 100.75000           | 100-24        | 23.6              | 7.14        |
| 100.78125           | 100-25        | 23.1              |             |
| 100.81250           | 100-26        | 22.7              |             |
| 100.84375           | 100-27        | 22.3              |             |
| 100.87500           | 100-28        | 21.8              |             |
| 100.90625           | 100-29        | 21.4              |             |
| 100.93750           | 100-30        | 21.0              |             |
| 100.96875           | 100-31        | 20.5              |             |
| <b>Avg Life</b>     |               | <b>9.20</b>       |             |
| <b>First Pay</b>    |               | <b>09/15/2005</b> |             |
| <b>Last Pay</b>     |               | <b>07/15/2015</b> |             |
| <b>Prin. Window</b> |               | <b>119</b>        |             |

Spread Over : SWAPCURVE SWAP Curve(bp); 2 Yr 38.2; 3 Yr 40.8; 4 Yr 43.2; 5 Yr 44.8; 6 Yr 45.0; 7 Yr 45.0; 8 Yr 45.0; 9 Yr 44.8; 10 Yr 44.8;

Treasury Curve: 1 Yr 3.8800%; 2 Yr 4.1000%; 3 Yr 4.1610%; 5 Yr 4.2150%; 10 Yr 4.3700%; 30 Yr 4.5620%;

| No. | Loan Description             | Cutoff Balance |
|-----|------------------------------|----------------|
| 2   | Lynwood Marketplace          | 72,305,119     |
| 3   | Hilton Gaslamp Quarter Hotel | 59,600,000     |
| 4   | Och Ziff Portfolio           | 53,074,125     |
| 5   | Mansions at Coyote Ridge     | 46,500,000     |
| 6   | Mansions at Ridgeview Ranch  | 45,200,000     |
|     |                              | 276,679,244    |


A-3 WAL @ 0 CPR

6.81 (in years)

Class A-3 WAL (in years)

| Scenario | Default with 100% Recovery at Mo: | 12   | 24   | 36   | 48   |
|----------|-----------------------------------|------|------|------|------|
| A.       | All 5 loans                       | 3.87 | 4.01 | 4.20 | 4.47 |
| B.       | Lynwood only                      | 5.57 | 5.57 | 5.57 | 5.57 |
| C.       | Hilton Gaslamp only               | 5.72 | 5.72 | 5.72 | 5.72 |
| D.       | Och Ziff only                     | 5.93 | 5.93 | 5.93 | 5.93 |
| E.       | Mansions at Coyote only           | 6.81 | 6.81 | 6.81 | 6.81 |
| F.       | Mansions at Ridgeview only        | 6.81 | 6.81 | 6.81 | 6.81 |
| G.       | Hilton & Och Ziff only            | 4.78 | 4.78 | 4.78 | 4.78 |

The analyses, calculations, and valuations herein are based on certain assumptions and data provided by third parties which may vary from the actual characteristics of the pool. Credit Suisse First Boston LLC makes no representation that such analyses or calculations are accurate or that such valuations represent levels where actual trades may occur. Investors should rely on the information contained in or filed in connection with the prospectus / prospectus supplement.



**CSFBRED-2005C4-V3.PX A1A**

**Yield Table**

|                                  |                 |                    |              |
|----------------------------------|-----------------|--------------------|--------------|
| <b>Current Balance</b>           | : \$372,516,000 | <b>Gross WAC</b>   | : 7.2352     |
| <b>Pass-Thru Rate</b>            | : 5.1060        | <b>Current WAM</b> | : 333        |
| <b>Accrued Days / Delay Days</b> | : 23 / 14       | <b>Settlement</b>  | : 08/24/2005 |
|                                  |                 | <b>Factor Date</b> | : 08/25/2005 |

| Price               | 0.0% CPR          |             |
|---------------------|-------------------|-------------|
|                     | Yield             | ModDur      |
| 100.00000           | 5.133             | 7.12        |
| 100.03125           | 5.128             |             |
| 100.06250           | 5.124             |             |
| 100.09375           | 5.120             |             |
| 100.12500           | 5.115             |             |
| 100.15625           | 5.111             |             |
| 100.18750           | 5.107             |             |
| 100.21875           | 5.102             |             |
| 100.25000           | 5.098             | 7.13        |
| 100.28125           | 5.093             |             |
| 100.31250           | 5.089             |             |
| 100.34375           | 5.085             |             |
| 100.37500           | 5.080             |             |
| 100.40625           | 5.076             |             |
| 100.43750           | 5.072             |             |
| 100.46875           | 5.067             |             |
| <b>100.50000</b>    | <b>5.063</b>      | <b>7.13</b> |
| 100.53125           | 5.059             |             |
| 100.56250           | 5.054             |             |
| 100.59375           | 5.050             |             |
| 100.62500           | 5.046             |             |
| 100.65625           | 5.041             |             |
| 100.68750           | 5.037             |             |
| 100.71875           | 5.033             |             |
| 100.75000           | 5.028             | 7.14        |
| 100.78125           | 5.024             |             |
| 100.81250           | 5.020             |             |
| 100.84375           | 5.015             |             |
| 100.87500           | 5.011             |             |
| 100.90625           | 5.007             |             |
| 100.93750           | 5.002             |             |
| 100.96875           | 4.998             |             |
| <b>Avg Life</b>     | <b>9.20</b>       |             |
| <b>First Pay</b>    | <b>09/15/2005</b> |             |
| <b>Last Pay</b>     | <b>07/15/2015</b> |             |
| <b>Prin. Window</b> | <b>119</b>        |             |

The analyses, calculations, and valuations herein are based on certain assumptions and data provided by third parties which may vary from the actual characteristics of the pool. Credit Suisse First Boston ion makes no representation that such analyses or calculations are accurate or that such valuations represent levels where actual trades may occur. Investors should rely on the information contained in or filed in connection with the prospectus / prospectus supplement.

**CSFBRED-2005C4-V3.PX A4**

**Yield Table**

|                                  |                |                    |              |
|----------------------------------|----------------|--------------------|--------------|
| <b>Current Balance</b>           | : \$25,000,000 | <b>Gross WAC</b>   | : 7.2352     |
| <b>Pass-Thru Rate</b>            | : 5.1210       | <b>Current WAM</b> | : 333        |
| <b>Accrued Days / Delay Days</b> | : 23 / 14      | <b>Settlement</b>  | : 08/24/2005 |
|                                  |                | <b>Factor Date</b> | : 08/25/2005 |

| Price               | 0.0% CPR          |             |
|---------------------|-------------------|-------------|
|                     | Idx Sprd          | ModDur      |
| 100.00000           | 41.7              | 5.67        |
| 100.03125           | 41.2              |             |
| 100.06250           | 40.6              |             |
| 100.09375           | 40.1              |             |
| 100.12500           | 39.5              |             |
| 100.15625           | 39.0              |             |
| 100.18750           | 38.4              |             |
| 100.21875           | 37.9              |             |
| 100.25000           | 37.3              | 5.67        |
| 100.28125           | 36.8              |             |
| 100.31250           | 36.2              |             |
| 100.34375           | 35.7              |             |
| 100.37500           | 35.1              |             |
| 100.40625           | 34.6              |             |
| 100.43750           | 34.1              |             |
| 100.46875           | 33.5              |             |
| <b>100.50000</b>    | <b>33.0</b>       | <b>5.68</b> |
| 100.53125           | 32.4              |             |
| 100.56250           | 31.9              |             |
| 100.59375           | 31.3              |             |
| 100.62500           | 30.8              |             |
| 100.65625           | 30.2              |             |
| 100.68750           | 29.7              |             |
| 100.71875           | 29.1              |             |
| 100.75000           | 28.6              | 5.68        |
| 100.78125           | 28.1              |             |
| 100.81250           | 27.5              |             |
| 100.84375           | 27.0              |             |
| 100.87500           | 26.4              |             |
| 100.90625           | 25.9              |             |
| 100.93750           | 25.3              |             |
| 100.96875           | 24.8              |             |
| <b>Avg Life</b>     | <b>6.89</b>       |             |
| <b>First Pay</b>    | <b>07/15/2012</b> |             |
| <b>Last Pay</b>     | <b>07/15/2012</b> |             |
| <b>Prin. Window</b> | <b>1</b>          |             |

Spread Over : SWAPCURVE SWAP Curve(bp): 2 Yr 38.2; 3 Yr 40.8; 4 Yr 43.2; 5 Yr 44.8; 6 Yr 45.0; 7 Yr 45.0; 8 Yr 44.8; 9 Yr 44.8; 10 Yr 44.8;

Treasury Curve: 1 Yr 3.8800%; 2 Yr 4.1000%; 3 Yr 4.1610%; 5 Yr 4.2150%; 10 Yr 4.3700%; 30 Yr 4.5620%;



**CSFBRED-2005C4-V3.PX A4**

**Yield Table**

Current Balance : \$25,000,000  
 Pass-Thru Rate : 5.1210  
 Accrued Days / Delay Days : 23 / 14

Gross WAC : 7.2352  
 Current WAM : 333  
 Settlement : 08/24/2005  
 Factor Date : 08/25/2005

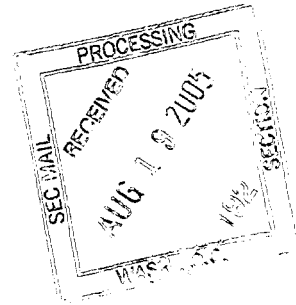
| Price               | 0.0% CPR          |             |
|---------------------|-------------------|-------------|
|                     | Yield             | ModDur      |
| 100.00000           | 5.141             | 5.67        |
| 100.03125           | 5.135             |             |
| 100.06250           | 5.130             |             |
| 100.09375           | 5.124             |             |
| 100.12500           | 5.119             |             |
| 100.15625           | 5.113             |             |
| 100.18750           | 5.108             |             |
| 100.21875           | 5.102             |             |
| 100.25000           | 5.097             | 5.67        |
| 100.28125           | 5.091             |             |
| 100.31250           | 5.086             |             |
| 100.34375           | 5.081             |             |
| 100.37500           | 5.075             |             |
| 100.40625           | 5.070             |             |
| 100.43750           | 5.064             |             |
| 100.46875           | 5.059             |             |
| <b>100.50000</b>    | <b>5.053</b>      | <b>5.68</b> |
| 100.53125           | 5.048             |             |
| 100.56250           | 5.042             |             |
| 100.59375           | 5.037             |             |
| 100.62500           | 5.031             |             |
| 100.65625           | 5.026             |             |
| 100.68750           | 5.020             |             |
| 100.71875           | 5.015             |             |
| 100.75000           | 5.010             | 5.68        |
| 100.78125           | 5.004             |             |
| 100.81250           | 4.999             |             |
| 100.84375           | 4.993             |             |
| 100.87500           | 4.988             |             |
| 100.90625           | 4.982             |             |
| 100.93750           | 4.977             |             |
| 100.96875           | 4.972             |             |
| <b>Avg Life</b>     | <b>6.89</b>       |             |
| <b>First Pay</b>    | <b>07/15/2012</b> |             |
| <b>Last Pay</b>     | <b>07/15/2012</b> |             |
| <b>Prin. Window</b> | <b>1</b>          |             |

The analyses, calculations, and valuations herein are based on certain assumptions and data provided by third parties which may vary from the actual characteristics of the pool. Credit Suisse First Boston ion makes no representation that such analyses or calculations are accurate or that such valuations represent levels where actual trades may occur. Investors should rely on the information contained in or filed in connection with the prospectus / prospectus supplement.

**CSFB 2005-C4 Red Deal Structure V2.3**

| Class | Expected Ratings<br>(Moody's/S&P) | Pooled Deal Size<br>\$ 1,220,017,000 | Initial Principal<br>Balance or Notional<br>Amount | Approximate % of<br>Total Initial Principal<br>Balance | Approximate<br>Initial Credit<br>Support | Pass Through Rate<br>Description | Initial Pass-<br>Through Rate | Assumed Weighted<br>Average Life (years) | Assumed<br>Principal<br>Window | Assumed Final<br>Distribution Date | Cusip       |     |
|-------|-----------------------------------|--------------------------------------|--|--|--|----------------------------------|-------------------------------|--|--------------------------------|------------------------------------|-------------|-----|
| A-1   | Aaa/AAA                           |                                      | \$ 39,000,000                                      | 2.92%  | 20.00%                                   |                                  | 4.6050%                       | 2.7                                      | 9/05                           | 5/10                               | May 2010    | TBD |
| A-2   | Aaa/AAA                           |                                      | \$ 138,000,000                                     | 10.35%   | 20.00%                                   |                                  | 4.8250%                       | 4.8                                      | 5/10                           | 8/10                               | August 2010 | TBD |
| A-3   | Aaa/AAA                           |                                      | \$ 113,000,000                                     | 8.47%  | 20.00%                                   |                                  | 4.9320%                       | 6.8                                      | 5/12                           | 7/12                               | July 2012   | TBD |
| A-AB  | Aaa/AAA                           |                                      | \$ 45,000,000                                      | 3.37%  | 20.00%                                   |                                  | 4.9260%                       | 7.0                                      | 8/10                           | 8/14                               | August 2014 | TBD |
| A-4   | Aaa/AAA                           |                                      | \$ 310,000,000                                     | 23.25%   | 30.04%                                   |                                  | 4.9680%                       | 9.6                                      | 8/14                           | 6/15                               | June 2015   | TBD |
| A-4M  | Aaa/AAA                           |                                      | \$ 44,502,000                                      | 3.34%  | 20.00%                                   |                                  | 5.0130%                       | 9.8                                      | 6/15                           | 6/15                               | June 2015   | TBD |
| A-1A  | Aaa/AAA                           |                                      | \$ 377,179,000                                     | 28.29%   | 20.00%                                   |                                  | 4.9790%                       | 9.2                                      | 9/05                           | 7/15                               | July 2015   | TBD |
| A-1A  | Aaa/AAA                           |                                      | \$ 93,335,000                                      | 7.00%  | 13.00%                                   |                                  | 5.0550%                       | 9.9                                      | 7/15                           | 7/15                               | July 2015   | TBD |
| A-1J  | Aaa/AAA                           |                                      | \$ 23,334,000                                      | 1.75%  | 11.25%                                   |                                  | 5.1640%                       | 9.9                                      | 7/15                           | 7/15                               | July 2015   | TBD |
| B     | Aa2/AA                            |                                      | \$ 13,333,000                                      | 1.00%  | 10.25%                                   |                                  | 5.1930%                       | 9.9                                      | 7/15                           | 7/15                               | July 2015   | TBD |
| C     | Aa3/AA-                           |                                      | \$ 23,334,000                                      | 1.75%  | 8.50%                                    |                                  | 5.2830%                       | 9.9                                      | 7/15                           | 7/15                               | July 2015   | TBD |
| D     | A2/A                              |                                      | \$   |  |  |                                  |                               |  |                                |                                    |             | TBD |

The analyses, calculations, and valuations herein are based on certain assumptions and data provided by third parties which may vary from the actual characteristics of the pool. Credit Suisse First Boston LLC makes no representation that such analyses or calculations are accurate or that such valuations represent levels where actual trades may occur. Investors should rely on the information contained in or filed in connection with the prospectus / prospectus supplement.



CSFB 2005-C4  
Class A-AB Balance Schedule

| A-AB BALANCE SCHEDULE |         |
|-----------------------|---------|
| Balance               | Period: |
| 45,000,000.00         | 1-59    |
| 44,660,732.46         | 60      |
| 43,784,000.00         | 61      |
| 42,803,000.00         | 62      |
| 41,917,000.00         | 63      |
| 40,928,000.00         | 64      |
| 40,034,000.00         | 65      |
| 39,135,000.00         | 66      |
| 37,985,000.00         | 67      |
| 37,026,000.00         | 68      |
| 36,014,000.00         | 69      |
| 35,097,000.00         | 70      |
| 34,076,000.00         | 71      |
| 33,149,000.00         | 72      |
| 32,217,000.00         | 73      |
| 31,183,000.00         | 74      |
| 30,242,000.00         | 75      |
| 29,199,000.00         | 76      |
| 28,249,000.00         | 77      |
| 27,294,000.00         | 78      |
| 26,140,000.00         | 79      |
| 25,175,000.00         | 80      |
| 24,938,000.00         | 81      |
| 24,701,000.00         | 82      |
| 24,464,077.75         | 83      |
| 23,560,000.00         | 84      |
| 22,652,000.00         | 85      |
| 21,652,000.00         | 86      |
| 20,736,000.00         | 87      |
| 19,727,000.00         | 88      |
| 18,801,000.00         | 89      |
| 17,871,000.00         | 90      |
| 16,674,000.00         | 91      |
| 15,734,000.00         | 92      |
| 14,702,000.00         | 93      |
| 13,752,000.00         | 94      |
| 12,711,000.00         | 95      |
| 11,752,000.00         | 96      |
| 10,788,000.00         | 97      |
| 9,734,000.00          | 98      |
| 8,760,000.00          | 99      |
| 7,696,000.00          | 100     |
| 6,713,000.00          | 101     |
| 5,726,000.00          | 102     |
| 4,477,000.00          | 103     |
| 3,479,000.00          | 104     |
| 2,391,000.00          | 105     |
| 1,382,000.00          | 106     |
| 284,000.00            | 107     |
| -                     | 108     |
| -                     | 108     |

The analyses, calculations, and valuations herein are based on certain assumptions and data provided by third parties which may vary from the actual characteristics of the pool. Credit Suisse First Boston LLC makes no representation that such analyses or calculations are accurate or that such valuations represent levels where actual trades may occur. Investors should rely on the information contained in or filed in connection with the prospectus / prospectus supplement.

CSFBRED-2005C4-V2.3 A1

Tranche Cashflow Table(Speeds start after Hard Lock Inc. Prepay Pen. & YMP)

Current Balance \$39,000,000 Gross WAC 7.24

Pass-Thru Rate 4.605 Current WAM Settlement 08/24/2005 333.00

Accrued Days / D. 23 / 14 Factor Date 08/25/2005

**Prepayments: 0.0% CPR**

| Payment Date  | Balance       | Pass Thru Rate | Interest     | Cum. Int. Shortfalls | Chg. Int. Shortfalls | Principal Scheduled | Prepay | Cum. Net Losses | Total Principal | Total Cashflow |
|---------------|---------------|----------------|--------------|----------------------|----------------------|---------------------|--------|-----------------|-----------------|----------------|
| Grand Totals  | 39,000,000.00 | 4.61           | 4,961,291.95 | -                    | -                    | 39,000,000.00       | -      | -               | 39,000,000.00   | 43,961,291.95  |
| 1 9/15/2005   | 38,581,236.08 | 4.61           | 149,662.50   | -                    | -                    | 418,763.92          | -      | -               | 418,763.92      | 588,426.42     |
| 2 10/15/2005  | 38,095,986.97 | 4.61           | 148,055.49   | -                    | -                    | 485,249.10          | -      | -               | 485,249.10      | 633,304.60     |
| 3 11/15/2005  | 37,672,856.62 | 4.61           | 146,193.35   | -                    | -                    | 423,130.35          | -      | -               | 423,130.35      | 589,323.70     |
| 4 12/15/2005  | 37,183,361.34 | 4.61           | 144,569.59   | -                    | -                    | 489,495.28          | -      | -               | 489,495.28      | 634,064.86     |
| 5 1/15/2006   | 36,755,822.58 | 4.61           | 142,691.15   | -                    | -                    | 427,538.76          | -      | -               | 427,538.76      | 570,229.91     |
| 6 2/15/2006   | 36,326,221.67 | 4.61           | 141,050.47   | -                    | -                    | 429,600.91          | -      | -               | 429,600.91      | 570,651.38     |
| 7 3/15/2006   | 35,702,205.02 | 4.61           | 139,401.88   | -                    | -                    | 624,016.66          | -      | -               | 624,016.66      | 763,418.53     |
| 8 4/15/2006   | 35,267,501.22 | 4.61           | 137,007.21   | -                    | -                    | 434,703.80          | -      | -               | 434,703.80      | 571,711.01     |
| 9 5/15/2006   | 34,766,751.18 | 4.61           | 135,339.04   | -                    | -                    | 500,750.04          | -      | -               | 500,750.04      | 636,089.07     |
| 10 6/15/2006  | 34,327,527.58 | 4.61           | 133,417.41   | -                    | -                    | 439,223.60          | -      | -               | 439,223.60      | 572,641.01     |
| 11 7/15/2006  | 33,797,092.07 | 4.61           | 131,731.89   | -                    | -                    | 530,435.51          | -      | -               | 530,435.51      | 662,167.40     |
| 12 8/15/2006  | 33,327,554.58 | 4.61           | 129,696.34   | -                    | -                    | 469,537.49          | -      | -               | 469,537.49      | 599,233.83     |
| 13 9/15/2006  | 32,855,759.16 | 4.61           | 127,894.49   | -                    | -                    | 471,795.41          | -      | -               | 471,795.41      | 599,689.91     |
| 14 10/15/2006 | 32,310,591.44 | 4.61           | 126,093.98   | -                    | -                    | 545,167.72          | -      | -               | 545,167.72      | 671,251.69     |
| 15 11/15/2006 | 31,830,434.50 | 4.61           | 123,991.89   | -                    | -                    | 480,156.94          | -      | -               | 480,156.94      | 604,148.83     |
| 16 12/15/2006 | 31,280,489.78 | 4.61           | 122,149.29   | -                    | -                    | 549,944.72          | -      | -               | 549,944.72      | 672,094.01     |
| 17 1/15/2007  | 30,791,420.50 | 4.61           | 120,038.88   | -                    | -                    | 489,069.28          | -      | -               | 489,069.28      | 609,108.16     |
| 18 2/15/2007  | 30,300,000.19 | 4.61           | 118,162.08   | -                    | -                    | 491,420.31          | -      | -               | 491,420.31      | 609,582.39     |
| 19 3/15/2007  | 29,602,645.69 | 4.61           | 116,276.25   | -                    | -                    | 697,354.50          | -      | -               | 697,354.50      | 813,630.75     |
| 20 4/15/2007  | 29,090,249.50 | 4.61           | 113,600.15   | -                    | -                    | 586,710.48          | -      | -               | 586,710.48      | 625,996.34     |
| 21 5/15/2007  | 28,503,539.02 | 4.61           | 111,633.83   | -                    | -                    | 532,991.13          | -      | -               | 532,991.13      | 642,373.46     |
| 22 6/15/2007  | 27,970,547.88 | 4.61           | 109,382.33   | -                    | -                    | 689,801.41          | -      | -               | 689,801.41      | 797,138.39     |
| 23 7/15/2007  | 27,280,746.47 | 4.61           | 107,336.98   | -                    | -                    | 615,185.88          | -      | -               | 615,185.88      | 719,875.74     |
| 24 8/15/2007  | 26,665,560.59 | 4.61           | 104,689.86   | -                    | -                    | 618,128.12          | -      | -               | 618,128.12      | 720,457.20     |
| 25 9/15/2007  | 26,047,432.48 | 4.61           | 102,329.09   | -                    | -                    | 704,861.24          | -      | -               | 704,861.24      | 804,818.26     |
| 26 10/15/2007 | 25,342,571.24 | 4.61           | 99,957.02    | -                    | -                    | 624,462.42          | -      | -               | 624,462.42      | 721,714.54     |
| 27 11/15/2007 | 24,718,108.82 | 4.61           | 97,252.12    | -                    | -                    | 711,020.79          | -      | -               | 711,020.79      | 805,876.54     |
| 28 12/15/2007 | 24,007,088.03 | 4.61           | 94,855.74    | -                    | -                    | 630,857.02          | -      | -               | 630,857.02      | 722,984.22     |
| 29 1/15/2008  | 23,376,231.00 | 4.61           | 92,127.20    | -                    | -                    | 89,706.29           | -      | -               | 89,706.29       | 723,581.16     |
| 30 2/15/2008  | 22,742,356.13 | 4.61           | 89,706.29    | -                    | -                    | 803,439.85          | -      | -               | 803,439.85      | 890,713.64     |
| 31 3/15/2008  | 21,938,916.28 | 4.61           | 87,273.79    | -                    | -                    | 640,763.80          | -      | -               | 640,763.80      | 724,954.40     |
| 32 4/15/2008  | 21,298,152.47 | 4.61           | 84,190.59    | -                    | -                    | 727,814.02          | -      | -               | 727,814.02      | 809,545.68     |
| 33 5/15/2008  | 20,570,338.45 | 4.61           | 81,731.66    | -                    | -                    | 648,085.55          | -      | -               | 648,085.55      | 727,024.22     |
| 34 6/15/2008  | 19,922,252.90 | 4.61           | 78,938.67    | -                    | -                    | 736,412.22          | -      | -               | 736,412.22      | 812,863.87     |
| 35 7/15/2008  | 19,185,840.68 | 4.61           | 76,451.65    | -                    | -                    | 725,927.48          | -      | -               | 725,927.48      | 799,553.15     |
| 36 8/15/2008  | 18,459,913.19 | 4.61           | 73,625.66    | -                    | -                    | 729,378.33          | -      | -               | 729,378.33      | 800,218.24     |
| 37 9/15/2008  | 17,730,534.87 | 4.61           | 70,839.92    | -                    | -                    | 825,599.73          | -      | -               | 825,599.73      | 893,640.66     |
| 38 10/15/2008 | 16,904,935.13 | 4.61           | 68,040.93    | -                    | -                    | 736,776.81          | -      | -               | 736,776.81      | 801,649.50     |
| 39 11/15/2008 | 16,168,158.33 | 4.61           | 64,872.69    | -                    | -                    | 832,793.88          | -      | -               | 832,793.88      | 894,839.19     |
| 40 12/15/2008 | 15,335,364.44 | 4.61           | 62,045.31    | -                    | -                    | -                   | -      | -               | -               | -              |

The analyses, calculations, and valuations herein are based on certain assumptions and data provided by third parties which may vary from the actual characteristics of the pool. Credit Suisse First Boston LLC makes no representation that such analyses or calculations are accurate or that such valuations represent levels where actual trades may occur. Investors should rely on the information contained in or filed in connection with the prospectus / prospectus supplement.

| 41 | 1/15/2009  | 14,591,119.18 | 4.61 | 58,849.46 | - | 744,245.27   | - | 744,245.27   | 803,094.73   |
|----|------------|---------------|------|-----------|---|--------------|---|--------------|--------------|
| 42 | 2/15/2009  | 13,843,335.24 | 4.61 | 55,993.42 | - | 747,783.94   | - | 747,783.94   | 803,777.36   |
| 43 | 3/15/2009  | 12,815,523.32 | 4.61 | 53,123.80 | - | 1,027,811.92 | - | 1,027,811.92 | 1,080,935.72 |
| 44 | 4/15/2009  | 12,059,278.32 | 4.61 | 49,179.57 | - | 756,245.00   | - | 756,245.00   | 805,424.57   |
| 45 | 5/15/2009  | 11,207,553.84 | 4.61 | 46,277.48 | - | 851,724.48   | - | 851,724.48   | 898,001.96   |
| 46 | 6/15/2009  | 10,443,656.11 | 4.61 | 43,008.99 | - | 763,897.73   | - | 763,897.73   | 806,906.71   |
| 47 | 7/15/2009  | 9,584,490.24  | 4.61 | 40,077.53 | - | 859,165.87   | - | 859,165.87   | 899,243.40   |
| 48 | 8/15/2009  | 8,812,867.38  | 4.61 | 36,780.48 | - | 771,622.86   | - | 771,622.86   | 808,403.34   |
| 49 | 9/15/2009  | 8,037,574.47  | 4.61 | 33,819.38 | - | 775,292.91   | - | 775,292.91   | 809,112.28   |
| 50 | 10/15/2009 | 7,167,328.12  | 4.61 | 30,844.19 | - | 870,246.35   | - | 870,246.35   | 901,090.54   |
| 51 | 11/15/2009 | 6,384,202.29  | 4.61 | 27,504.62 | - | 783,125.84   | - | 783,125.84   | 810,630.46   |
| 52 | 12/15/2009 | 5,506,339.31  | 4.61 | 24,499.38 | - | 877,862.98   | - | 877,862.98   | 902,362.36   |
| 53 | 1/15/2010  | 4,715,306.41  | 4.61 | 21,130.58 | - | 791,032.90   | - | 791,032.90   | 812,163.47   |
| 54 | 2/15/2010  | 2,526,521.06  | 4.61 | 18,094.99 | - | 2,188,785.36 | - | 2,188,785.36 | 2,206,880.34 |
| 55 | 3/15/2010  | 1,458,592.22  | 4.61 | 9,695.52  | - | 1,067,928.84 | - | 1,067,928.84 | 1,077,624.37 |
| 56 | 4/15/2010  | 656,823.92    | 4.61 | 5,597.35  | - | 801,768.30   | - | 801,768.30   | 807,365.64   |
| 57 | 5/15/2010  |               | 4.61 | 2,520.56  | - | 656,823.92   | - | 656,823.92   | 659,344.48   |

CSFBRED-2005CA+V2.3 A1A  
Tranche Cashflow Table(Speeds start after Hard Lock Inc. Prepay Pen. & YMP)  
Current Balance \$377,179,000 Gross WAC 7.24  
Pass-Thru Rate 4.979 Current WAM 333.00  
Accrued Days / D: 23 / 14 Settlement 08/24/2005  
Factor Date 08/25/2005  
Prepayments: 0.0% CPR

|              | Payment Date | Balance        | Pass Thru Rate | Interest       | Cum. Int. Shortfalls | Chg. Int. Shortfalls | Principal Scheduled Principal | Prepay | Losses | Cum. Net Losses | Total Principal | Total Cashflow |
|--------------|--------------|----------------|----------------|----------------|----------------------|----------------------|-------------------------------|--------|--------|-----------------|-----------------|----------------|
| Grand Totals |              | 377,179,000.00 |                | 173,144,108.45 | -                    | -                    | 377,179,000.00                | -      | -      | -               | 377,179,000.00  | 550,323,108.45 |
| 1            | 9/15/2005    | 377,040,990.12 | 4.98           | 1,564,978.53   | -                    | -                    | 138,009.88                    | -      | -      | -               | 138,009.88      | 1,702,988.42   |
| 2            | 10/15/2005   | 376,882,118.43 | 4.98           | 1,564,405.91   | -                    | -                    | 158,871.68                    | -      | -      | -               | 158,871.68      | 1,723,277.59   |
| 3            | 11/15/2005   | 376,742,749.24 | 4.98           | 1,563,746.72   | -                    | -                    | 139,369.20                    | -      | -      | -               | 139,369.20      | 1,703,115.92   |
| 4            | 12/15/2005   | 376,582,556.05 | 4.98           | 1,563,168.46   | -                    | -                    | 160,193.19                    | -      | -      | -               | 160,193.19      | 1,723,361.65   |
| 5            | 1/15/2006    | 376,441,815.23 | 4.98           | 1,562,503.79   | -                    | -                    | 140,740.82                    | -      | -      | -               | 140,740.82      | 1,703,244.61   |
| 6            | 2/15/2006    | 376,300,430.19 | 4.98           | 1,561,919.83   | -                    | -                    | 141,385.04                    | -      | -      | -               | 141,385.04      | 1,703,304.87   |
| 7            | 3/15/2006    | 376,098,035.74 | 4.98           | 1,561,333.20   | -                    | -                    | 202,394.45                    | -      | -      | -               | 202,394.45      | 1,763,727.66   |
| 8            | 4/15/2006    | 375,955,075.72 | 4.98           | 1,560,493.43   | -                    | -                    | 142,960.02                    | -      | -      | -               | 142,960.02      | 1,703,453.45   |
| 9            | 5/15/2006    | 375,791,391.58 | 4.98           | 1,559,900.27   | -                    | -                    | 163,684.14                    | -      | -      | -               | 163,684.14      | 1,723,584.41   |
| 10           | 6/15/2006    | 375,647,027.42 | 4.98           | 1,559,221.12   | -                    | -                    | 144,364.16                    | -      | -      | -               | 144,364.16      | 1,703,585.28   |
| 11           | 7/15/2006    | 375,478,971.28 | 4.98           | 1,558,622.12   | -                    | -                    | 168,056.14                    | -      | -      | -               | 168,056.14      | 1,726,678.26   |
| 12           | 8/15/2006    | 375,330,607.46 | 4.98           | 1,557,924.83   | -                    | -                    | 148,363.82                    | -      | -      | -               | 148,363.82      | 1,706,288.65   |
| 13           | 9/15/2006    | 375,181,563.78 | 4.98           | 1,557,309.25   | -                    | -                    | 149,043.68                    | -      | -      | -               | 149,043.68      | 1,706,352.93   |
| 14           | 10/15/2006   | 375,011,443.05 | 4.98           | 1,556,690.84   | -                    | -                    | 170,120.73                    | -      | -      | -               | 170,120.73      | 1,726,811.56   |
| 15           | 11/15/2006   | 374,859,696.24 | 4.98           | 1,555,984.98   | -                    | -                    | 151,746.81                    | -      | -      | -               | 151,746.81      | 1,707,731.79   |
| 16           | 12/15/2006   | 374,686,670.17 | 4.98           | 1,555,355.36   | -                    | -                    | 173,026.08                    | -      | -      | -               | 173,026.08      | 1,728,381.43   |
| 17           | 1/15/2007    | 374,533,433.28 | 4.98           | 1,554,637.44   | -                    | -                    | 153,236.89                    | -      | -      | -               | 153,236.89      | 1,707,874.33   |
| 18           | 2/15/2007    | 374,379,493.54 | 4.98           | 1,554,001.64   | -                    | -                    | 153,939.74                    | -      | -      | -               | 153,939.74      | 1,707,941.38   |
| 19           | 3/15/2007    | 374,163,311.08 | 4.98           | 1,553,362.92   | -                    | -                    | 216,182.45                    | -      | -      | -               | 216,182.45      | 1,769,545.37   |
| 20           | 4/15/2007    | 374,007,672.23 | 4.98           | 1,552,465.96   | -                    | -                    | 155,638.86                    | -      | -      | -               | 155,638.86      | 1,708,104.79   |
| 21           | 5/15/2007    | 373,828,064.33 | 4.98           | 1,551,820.17   | -                    | -                    | 179,607.90                    | -      | -      | -               | 179,607.90      | 1,731,428.07   |
| 22           | 6/15/2007    | 373,659,248.09 | 4.98           | 1,551,074.94   | -                    | -                    | 168,816.23                    | -      | -      | -               | 168,816.23      | 1,719,891.18   |
| 23           | 7/15/2007    | 373,420,334.31 | 4.98           | 1,550,374.50   | -                    | -                    | 238,913.78                    | -      | -      | -               | 238,913.78      | 1,789,288.28   |
| 24           | 8/15/2007    | 373,208,658.44 | 4.98           | 1,549,383.20   | -                    | -                    | 211,675.88                    | -      | -      | -               | 211,675.88      | 1,761,059.08   |
| 25           | 9/15/2007    | 372,996,008.25 | 4.98           | 1,548,504.93   | -                    | -                    | 212,650.19                    | -      | -      | -               | 212,650.19      | 1,761,155.11   |

|    |            |                |      |              |   |   |   |              |   |   |              |              |
|----|------------|----------------|------|--------------|---|---|---|--------------|---|---|--------------|--------------|
| 26 | 10/15/2007 | 372,754,139.63 | 4.98 | 1,547,622.60 | - | - | - | 241,868.62   | - | - | 241,868.62   | 1,789,491.22 |
| 27 | 11/15/2007 | 372,539,396.79 | 4.98 | 1,546,619.05 | - | - | - | 214,742.84   | - | - | 214,742.84   | 1,761,361.89 |
| 28 | 12/15/2007 | 372,295,493.68 | 4.98 | 1,545,728.05 | - | - | - | 243,903.11   | - | - | 243,903.11   | 1,789,631.16 |
| 29 | 1/15/2008  | 372,078,639.14 | 4.98 | 1,544,716.05 | - | - | - | 216,854.54   | - | - | 216,854.54   | 1,761,570.59 |
| 30 | 2/15/2008  | 371,860,786.39 | 4.98 | 1,543,816.29 | - | - | - | 217,852.75   | - | - | 217,852.75   | 1,761,669.03 |
| 31 | 3/15/2008  | 371,585,788.77 | 4.98 | 1,542,912.38 | - | - | - | 274,997.61   | - | - | 274,997.61   | 1,817,909.99 |
| 32 | 4/15/2008  | 371,365,666.28 | 4.98 | 1,541,771.37 | - | - | - | 220,122.50   | - | - | 220,122.50   | 1,761,893.87 |
| 33 | 5/15/2008  | 371,095,549.07 | 4.98 | 1,540,858.04 | - | - | - | 270,117.21   | - | - | 270,117.21   | 1,810,975.26 |
| 34 | 6/15/2008  | 370,854,944.22 | 4.98 | 1,539,737.28 | - | - | - | 240,604.84   | - | - | 240,604.84   | 1,780,342.12 |
| 35 | 7/15/2008  | 370,536,517.69 | 4.98 | 1,538,738.97 | - | - | - | 318,426.53   | - | - | 318,426.53   | 1,857,165.51 |
| 36 | 8/15/2008  | 370,245,799.04 | 4.98 | 1,537,417.77 | - | - | - | 290,718.65   | - | - | 290,718.65   | 1,828,136.42 |
| 37 | 9/15/2008  | 369,953,753.67 | 4.98 | 1,536,211.53 | - | - | - | 292,045.37   | - | - | 292,045.37   | 1,828,256.89 |
| 38 | 10/15/2008 | 369,623,417.60 | 4.98 | 1,534,999.78 | - | - | - | 330,336.07   | - | - | 330,336.07   | 1,865,335.85 |
| 39 | 11/15/2008 | 369,328,531.41 | 4.98 | 1,533,629.16 | - | - | - | 294,886.19   | - | - | 294,886.19   | 1,828,515.35 |
| 40 | 12/15/2008 | 368,995,433.58 | 4.98 | 1,532,405.63 | - | - | - | 333,097.83   | - | - | 333,097.83   | 1,865,503.46 |
| 41 | 1/15/2009  | 368,697,680.94 | 4.98 | 1,531,023.55 | - | - | - | 297,752.65   | - | - | 297,752.65   | 1,828,776.20 |
| 42 | 2/15/2009  | 368,398,569.40 | 4.98 | 1,529,788.13 | - | - | - | 299,111.54   | - | - | 299,111.54   | 1,828,899.67 |
| 43 | 3/15/2009  | 367,987,905.95 | 4.98 | 1,528,547.06 | - | - | - | 410,663.45   | - | - | 410,663.45   | 1,939,210.52 |
| 44 | 4/15/2009  | 367,685,553.60 | 4.98 | 1,526,843.15 | - | - | - | 302,352.34   | - | - | 302,352.34   | 1,829,195.50 |
| 45 | 5/15/2009  | 367,345,197.41 | 4.98 | 1,525,588.64 | - | - | - | 340,356.20   | - | - | 340,356.20   | 1,865,944.84 |
| 46 | 6/15/2009  | 367,039,911.24 | 4.98 | 1,524,176.45 | - | - | - | 305,286.17   | - | - | 305,286.17   | 1,829,462.62 |
| 47 | 7/15/2009  | 366,696,702.86 | 4.98 | 1,522,909.77 | - | - | - | 343,208.37   | - | - | 343,208.37   | 1,866,118.14 |
| 48 | 8/15/2009  | 366,388,456.39 | 4.98 | 1,521,485.74 | - | - | - | 308,246.47   | - | - | 308,246.47   | 1,829,732.20 |
| 49 | 9/15/2009  | 366,078,803.02 | 4.98 | 1,520,206.77 | - | - | - | 309,653.37   | - | - | 309,653.37   | 1,829,860.14 |
| 50 | 10/15/2009 | 365,731,348.98 | 4.98 | 1,518,921.97 | - | - | - | 347,454.04   | - | - | 347,454.04   | 1,866,376.00 |
| 51 | 11/15/2009 | 365,418,695.91 | 4.98 | 1,517,480.32 | - | - | - | 312,653.08   | - | - | 312,653.08   | 1,830,133.40 |
| 52 | 12/15/2009 | 365,068,825.65 | 4.98 | 1,516,183.07 | - | - | - | 350,370.26   | - | - | 350,370.26   | 1,866,553.33 |
| 53 | 1/15/2010  | 364,752,645.85 | 4.98 | 1,514,729.33 | - | - | - | 315,679.85   | - | - | 315,679.85   | 1,830,409.18 |
| 54 | 2/15/2010  | 364,435,525.04 | 4.98 | 1,513,419.52 | - | - | - | 317,120.76   | - | - | 317,120.76   | 1,830,540.28 |
| 55 | 3/15/2010  | 364,008,520.76 | 4.98 | 1,512,103.73 | - | - | - | 427,004.28   | - | - | 427,004.28   | 1,939,108.01 |
| 56 | 4/15/2010  | 362,373,085.98 | 4.98 | 1,510,332.02 | - | - | - | 1,635,434.78 | - | - | 1,635,434.78 | 3,145,766.80 |
| 57 | 5/15/2010  | 360,160,131.31 | 4.98 | 1,503,546.33 | - | - | - | 2,212,954.67 | - | - | 2,212,954.67 | 3,716,501.00 |
| 58 | 6/15/2010  | 354,540,345.83 | 4.98 | 1,494,364.41 | - | - | - | 5,619,785.48 | - | - | 5,619,785.48 | 7,114,149.89 |
| 59 | 7/15/2010  | 354,056,145.35 | 4.98 | 1,471,046.98 | - | - | - | 484,200.48   | - | - | 484,200.48   | 1,955,247.47 |
| 60 | 8/15/2010  | 353,622,172.83 | 4.98 | 1,469,037.96 | - | - | - | 433,972.52   | - | - | 433,972.52   | 1,903,010.48 |
| 61 | 9/15/2010  | 353,186,212.52 | 4.98 | 1,467,237.33 | - | - | - | 435,960.30   | - | - | 435,960.30   | 1,903,197.64 |
| 62 | 10/15/2010 | 352,696,008.98 | 4.98 | 1,465,428.46 | - | - | - | 490,203.54   | - | - | 490,203.54   | 1,955,632.00 |
| 63 | 11/15/2010 | 352,255,805.75 | 4.98 | 1,463,394.52 | - | - | - | 440,203.23   | - | - | 440,203.23   | 1,903,597.75 |
| 64 | 12/15/2010 | 351,761,477.31 | 4.98 | 1,461,568.05 | - | - | - | 494,328.44   | - | - | 494,328.44   | 1,955,896.49 |
| 65 | 1/15/2011  | 351,316,992.76 | 4.98 | 1,459,517.00 | - | - | - | 444,484.56   | - | - | 444,484.56   | 1,904,001.55 |
| 66 | 2/15/2011  | 350,870,472.18 | 4.98 | 1,457,672.76 | - | - | - | 446,520.58   | - | - | 446,520.58   | 1,904,193.33 |
| 67 | 3/15/2011  | 350,266,193.89 | 4.98 | 1,455,820.07 | - | - | - | 604,278.29   | - | - | 604,278.29   | 2,060,098.36 |
| 68 | 4/15/2011  | 349,814,858.04 | 4.98 | 1,453,312.82 | - | - | - | 451,335.85   | - | - | 451,335.85   | 1,904,648.67 |
| 69 | 5/15/2011  | 349,309,706.64 | 4.98 | 1,451,440.15 | - | - | - | 505,151.39   | - | - | 505,151.39   | 1,956,591.54 |
| 70 | 6/15/2011  | 348,853,988.70 | 4.98 | 1,449,344.19 | - | - | - | 455,717.95   | - | - | 455,717.95   | 1,905,062.14 |
| 71 | 7/15/2011  | 348,344,577.11 | 4.98 | 1,447,453.34 | - | - | - | 509,411.59   | - | - | 509,411.59   | 1,956,864.93 |
| 72 | 8/15/2011  | 347,884,437.41 | 4.98 | 1,445,339.71 | - | - | - | 460,139.70   | - | - | 460,139.70   | 1,905,479.41 |
| 73 | 9/15/2011  | 347,422,189.84 | 4.98 | 1,443,430.51 | - | - | - | 462,247.57   | - | - | 462,247.57   | 1,905,678.08 |
| 74 | 10/15/2011 | 346,906,430.26 | 4.98 | 1,441,512.57 | - | - | - | 515,759.58   | - | - | 515,759.58   | 1,957,272.15 |
| 75 | 11/15/2011 | 346,439,701.84 | 4.98 | 1,439,372.60 | - | - | - | 466,728.42   | - | - | 466,728.42   | 1,906,101.02 |
| 76 | 12/15/2011 | 345,919,586.05 | 4.98 | 1,437,436.06 | - | - | - | 520,115.79   | - | - | 520,115.79   | 1,957,551.85 |
| 77 | 1/15/2012  | 345,448,336.21 | 4.98 | 1,435,278.02 | - | - | - | 471,249.83   | - | - | 471,249.83   | 1,906,527.85 |
| 78 | 2/15/2012  | 344,974,927.52 | 4.98 | 1,433,322.72 | - | - | - | 473,408.69   | - | - | 473,408.69   | 1,906,731.42 |
| 79 | 3/15/2012  | 344,397,284.50 | 4.98 | 1,431,358.47 | - | - | - | 577,643.01   | - | - | 577,643.01   | 2,009,001.48 |
| 80 | 4/15/2012  | 343,919,059.55 | 4.98 | 1,428,961.73 | - | - | - | 478,224.96   | - | - | 478,224.96   | 1,907,186.69 |

|     |            |                |      |              |   |   |   |                |   |   |                |                |
|-----|------------|----------------|------|--------------|---|---|---|----------------|---|---|----------------|----------------|
| 81  | 5/15/2012  | 340,372,375.82 | 4.98 | 1,426,977.50 | - | - | - | 2,946,683.73   | - | - | 2,946,683.73   | 4,373,661.22   |
| 82  | 6/15/2012  | 340,492,808.29 | 4.98 | 1,414,751.22 | - | - | - | 479,567.53     | - | - | 479,567.53     | 1,894,318.74   |
| 83  | 7/15/2012  | 339,960,692.20 | 4.98 | 1,412,761.41 | - | - | - | 532,116.09     | - | - | 532,116.09     | 1,944,877.50   |
| 84  | 8/15/2012  | 339,476,490.81 | 4.98 | 1,410,553.57 | - | - | - | 484,201.39     | - | - | 484,201.39     | 1,894,754.96   |
| 85  | 9/15/2012  | 338,990,071.86 | 4.98 | 1,408,544.54 | - | - | - | 486,418.95     | - | - | 486,418.95     | 1,894,963.49   |
| 86  | 10/15/2012 | 338,451,294.94 | 4.98 | 1,406,526.31 | - | - | - | 538,776.92     | - | - | 538,776.92     | 1,945,303.23   |
| 87  | 11/15/2012 | 337,960,180.14 | 4.98 | 1,404,290.83 | - | - | - | 491,114.81     | - | - | 491,114.81     | 1,895,405.64   |
| 88  | 12/15/2012 | 337,416,837.99 | 4.98 | 1,402,253.11 | - | - | - | 543,342.15     | - | - | 543,342.15     | 1,945,595.26   |
| 89  | 1/15/2013  | 336,920,984.83 | 4.98 | 1,399,998.70 | - | - | - | 495,853.16     | - | - | 495,853.16     | 1,895,851.85   |
| 90  | 2/15/2013  | 336,422,860.65 | 4.98 | 1,397,941.32 | - | - | - | 498,124.18     | - | - | 498,124.18     | 1,896,065.50   |
| 91  | 3/15/2013  | 335,773,202.30 | 4.98 | 1,395,874.52 | - | - | - | 649,658.36     | - | - | 649,658.36     | 2,045,532.88   |
| 92  | 4/15/2013  | 335,269,819.49 | 4.98 | 1,393,178.98 | - | - | - | 503,382.80     | - | - | 503,382.80     | 1,896,561.78   |
| 93  | 5/15/2013  | 334,714,550.62 | 4.98 | 1,391,090.36 | - | - | - | 555,268.88     | - | - | 555,268.88     | 1,946,359.24   |
| 94  | 6/15/2013  | 334,206,318.44 | 4.98 | 1,388,786.46 | - | - | - | 508,232.17     | - | - | 508,232.17     | 1,897,018.63   |
| 95  | 7/15/2013  | 333,646,335.09 | 4.98 | 1,386,677.72 | - | - | - | 559,983.35     | - | - | 559,983.35     | 1,946,661.07   |
| 96  | 8/15/2013  | 333,133,209.66 | 4.98 | 1,384,354.25 | - | - | - | 513,125.43     | - | - | 513,125.43     | 1,897,479.68   |
| 97  | 9/15/2013  | 332,617,733.94 | 4.98 | 1,382,225.21 | - | - | - | 515,475.71     | - | - | 515,475.71     | 1,897,700.92   |
| 98  | 10/15/2013 | 332,050,708.55 | 4.98 | 1,380,086.41 | - | - | - | 567,025.39     | - | - | 567,025.39     | 1,947,111.81   |
| 99  | 11/15/2013 | 331,530,274.03 | 4.98 | 1,377,733.73 | - | - | - | 520,434.52     | - | - | 520,434.52     | 1,898,168.25   |
| 100 | 12/15/2013 | 330,958,427.77 | 4.98 | 1,375,574.36 | - | - | - | 571,846.26     | - | - | 571,846.26     | 1,947,420.62   |
| 101 | 1/15/2014  | 330,432,989.57 | 4.98 | 1,373,201.68 | - | - | - | 525,438.20     | - | - | 525,438.20     | 1,898,639.88   |
| 102 | 2/15/2014  | 329,905,144.58 | 4.98 | 1,371,021.55 | - | - | - | 527,844.98     | - | - | 527,844.98     | 1,898,866.53   |
| 103 | 3/15/2014  | 329,228,518.44 | 4.98 | 1,368,831.43 | - | - | - | 676,626.14     | - | - | 676,626.14     | 2,045,457.57   |
| 104 | 4/15/2014  | 328,695,154.70 | 4.98 | 1,366,023.99 | - | - | - | 533,363.74     | - | - | 533,363.74     | 1,899,387.73   |
| 105 | 5/15/2014  | 328,110,738.87 | 4.98 | 1,363,810.98 | - | - | - | 584,415.83     | - | - | 584,415.83     | 1,948,226.81   |
| 106 | 6/15/2014  | 327,572,254.43 | 4.98 | 1,361,386.14 | - | - | - | 538,484.44     | - | - | 538,484.44     | 1,899,870.58   |
| 107 | 7/15/2014  | 326,982,860.35 | 4.98 | 1,359,151.88 | - | - | - | 589,394.09     | - | - | 589,394.09     | 1,948,545.97   |
| 108 | 8/15/2014  | 326,439,208.86 | 4.98 | 1,356,706.38 | - | - | - | 543,651.49     | - | - | 543,651.49     | 1,900,357.87   |
| 109 | 9/15/2014  | 325,893,067.01 | 4.98 | 1,354,450.68 | - | - | - | 546,141.85     | - | - | 546,141.85     | 1,900,592.54   |
| 110 | 10/15/2014 | 325,296,228.52 | 4.98 | 1,352,184.65 | - | - | - | 596,838.49     | - | - | 596,838.49     | 1,949,023.14   |
| 111 | 11/15/2014 | 324,704,249.93 | 4.98 | 1,349,708.27 | - | - | - | 2,991,978.59   | - | - | 2,991,978.59   | 4,341,686.86   |
| 112 | 12/15/2014 | 324,107,943.58 | 4.98 | 1,337,294.05 | - | - | - | 596,306.35     | - | - | 596,306.35     | 1,933,600.40   |
| 113 | 1/15/2015  | 321,156,577.12 | 4.98 | 1,334,819.88 | - | - | - | 551,366.46     | - | - | 551,366.46     | 1,886,186.34   |
| 114 | 2/15/2015  | 316,705,306.21 | 4.98 | 1,332,532.16 | - | - | - | 4,451,270.91   | - | - | 4,451,270.91   | 5,783,803.07   |
| 115 | 3/15/2015  | 316,016,641.19 | 4.98 | 1,314,063.10 | - | - | - | 688,665.02     | - | - | 688,665.02     | 2,002,728.12   |
| 116 | 4/15/2015  | 294,389,632.84 | 4.98 | 1,311,205.71 | - | - | - | 21,627,008.35  | - | - | 21,627,008.35  | 22,938,214.06  |
| 117 | 5/15/2015  | 264,008,116.86 | 4.98 | 1,221,471.65 | - | - | - | 30,381,515.98  | - | - | 30,381,515.98  | 31,602,987.63  |
| 118 | 6/15/2015  | 1,047,399.86   | 4.98 | 1,095,413.68 | - | - | - | 262,960,717.00 | - | - | 262,960,717.00 | 264,056,130.68 |
| 119 | 7/15/2015  | -              | 4.98 | 4,345.84     | - | - | - | 1,047,399.86   | - | - | 1,047,399.86   | 1,051,745.70   |















|     |            |                |      |              |   |   |   |   |   |   |   |   |   |   |   |   |   |   |   |   |   |   |   |   |              |
|-----|------------|----------------|------|--------------|---|---|---|---|---|---|---|---|---|---|---|---|---|---|---|---|---|---|---|---|--------------|
| 99  | 11/15/2013 | 310,000,000.00 | 4.97 | 1,283,400.00 | - | - | - | - | - | - | - | - | - | - | - | - | - | - | - | - | - | - | - | - | 1,283,400.00 |
| 100 | 12/15/2013 | 310,000,000.00 | 4.97 | 1,283,400.00 | - | - | - | - | - | - | - | - | - | - | - | - | - | - | - | - | - | - | - | - | 1,283,400.00 |
| 101 | 1/15/2014  | 310,000,000.00 | 4.97 | 1,283,400.00 | - | - | - | - | - | - | - | - | - | - | - | - | - | - | - | - | - | - | - | - | 1,283,400.00 |
| 102 | 2/15/2014  | 310,000,000.00 | 4.97 | 1,283,400.00 | - | - | - | - | - | - | - | - | - | - | - | - | - | - | - | - | - | - | - | - | 1,283,400.00 |
| 103 | 3/15/2014  | 310,000,000.00 | 4.97 | 1,283,400.00 | - | - | - | - | - | - | - | - | - | - | - | - | - | - | - | - | - | - | - | - | 1,283,400.00 |
| 104 | 4/15/2014  | 310,000,000.00 | 4.97 | 1,283,400.00 | - | - | - | - | - | - | - | - | - | - | - | - | - | - | - | - | - | - | - | - | 1,283,400.00 |
| 105 | 5/15/2014  | 310,000,000.00 | 4.97 | 1,283,400.00 | - | - | - | - | - | - | - | - | - | - | - | - | - | - | - | - | - | - | - | - | 1,283,400.00 |
| 106 | 6/15/2014  | 310,000,000.00 | 4.97 | 1,283,400.00 | - | - | - | - | - | - | - | - | - | - | - | - | - | - | - | - | - | - | - | - | 1,283,400.00 |
| 107 | 7/15/2014  | 310,000,000.00 | 4.97 | 1,283,400.00 | - | - | - | - | - | - | - | - | - | - | - | - | - | - | - | - | - | - | - | - | 1,283,400.00 |
| 108 | 8/15/2014  | 245,899,535.31 | 4.97 | 1,283,400.00 | - | - | - | - | - | - | - | - | - | - | - | - | - | - | - | - | - | - | - | - | 1,283,400.00 |
| 109 | 9/15/2014  | 244,981,025.12 | 4.97 | 1,018,024.08 | - | - | - | - | - | - | - | - | - | - | - | - | - | - | - | - | - | - | - | - | 1,283,400.00 |
| 110 | 10/15/2014 | 243,986,107.80 | 4.97 | 1,014,221.44 | - | - | - | - | - | - | - | - | - | - | - | - | - | - | - | - | - | - | - | - | 1,283,400.00 |
| 111 | 11/15/2014 | 241,042,121.42 | 4.97 | 1,010,102.49 | - | - | - | - | - | - | - | - | - | - | - | - | - | - | - | - | - | - | - | - | 1,283,400.00 |
| 112 | 12/15/2014 | 238,086,623.54 | 4.97 | 997,914.38   | - | - | - | - | - | - | - | - | - | - | - | - | - | - | - | - | - | - | - | - | 1,283,400.00 |
| 113 | 1/15/2015  | 234,421,193.34 | 4.97 | 985,678.62   | - | - | - | - | - | - | - | - | - | - | - | - | - | - | - | - | - | - | - | - | 1,283,400.00 |
| 114 | 2/15/2015  | 230,262,604.41 | 4.97 | 970,503.74   | - | - | - | - | - | - | - | - | - | - | - | - | - | - | - | - | - | - | - | - | 1,283,400.00 |
| 115 | 3/15/2015  | 215,371,219.50 | 4.97 | 953,287.18   | - | - | - | - | - | - | - | - | - | - | - | - | - | - | - | - | - | - | - | - | 1,283,400.00 |
| 116 | 4/15/2015  | 207,912,648.14 | 4.97 | 891,636.85   | - | - | - | - | - | - | - | - | - | - | - | - | - | - | - | - | - | - | - | - | 1,283,400.00 |
| 117 | 5/15/2015  | 161,645,107.74 | 4.97 | 669,210.75   | - | - | - | - | - | - | - | - | - | - | - | - | - | - | - | - | - | - | - | - | 1,283,400.00 |
| 118 | 6/15/2015  | -              | 4.97 | -            | - | - | - | - | - | - | - | - | - | - | - | - | - | - | - | - | - | - | - | - | 1,283,400.00 |

|   |              |             |            |  |  |  |  |  |  |  |  |  |  |  |  |  |  |  |  |  |  |  |
|---|--------------|-------------|------------|--|--|--|--|--|--|--|--|--|--|--|--|--|--|--|--|--|--|--|
| CSFBRED-2005C4-V2.3 A4M   |              |             |            |  |  |  |  |  |  |  |  |  |  |  |  |  |  |  |  |  |  |  |
| Tranche Cashflow Table(Speeds start after Hard Lock Inc. Prepay Pen. & YMP) |              |             |            |  |  |  |  |  |  |  |  |  |  |  |  |  |  |  |  |  |  |  |
| Current Balance   | \$44,502,000 | Gross WAC   | 7.24       |  |  |  |  |  |  |  |  |  |  |  |  |  |  |  |  |  |  |  |
| Pass-Thru Rate  | 5.013        | Current WAM | 333.00     |  |  |  |  |  |  |  |  |  |  |  |  |  |  |  |  |  |  |  |
| Accrued Days / D.   | 23 / 14      | Settlement  | 08/24/2005 |  |  |  |  |  |  |  |  |  |  |  |  |  |  |  |  |  |  |  |
| Prepayments: 0.0% CPR   |              |             |            |  |  |  |  |  |  |  |  |  |  |  |  |  |  |  |  |  |  |  |

| Payment Date | Interest      | Pass Thru Rate | Balance       | Cum. Int. Shortfalls | Chg. Int. Shortfalls | Principal Scheduled | Prepay | Losses | Cum. Net Losses | Total Principal | Total Cashflow |
|--------------|---------------|----------------|---------------|----------------------|----------------------|---------------------|--------|--------|-----------------|-----------------|----------------|
| Grand Totals | 21,937,038.39 |                | 44,502,000.00 |                      |                      | 44,502,000.00       |        |        |                 | 44,502,000.00   | 66,439,038.39  |
| 1            | 5.01          | 5.01           | 44,502,000.00 | -                    | -                    | 44,502,000.00       | -      | -      | -               | 44,502,000.00   | 185,907.10     |
| 2            | 5.01          | 5.01           | 44,502,000.00 | -                    | -                    | 44,502,000.00       | -      | -      | -               | -               | 185,907.10     |
| 3            | 5.01          | 5.01           | 44,502,000.00 | -                    | -                    | 44,502,000.00       | -      | -      | -               | -               | 185,907.10     |
| 4            | 5.01          | 5.01           | 44,502,000.00 | -                    | -                    | 44,502,000.00       | -      | -      | -               | -               | 185,907.10     |
| 5            | 5.01          | 5.01           | 44,502,000.00 | -                    | -                    | 44,502,000.00       | -      | -      | -               | -               | 185,907.10     |
| 6            | 5.01          | 5.01           | 44,502,000.00 | -                    | -                    | 44,502,000.00       | -      | -      | -               | -               | 185,907.10     |
| 7            | 5.01          | 5.01           | 44,502,000.00 | -                    | -                    | 44,502,000.00       | -      | -      | -               | -               | 185,907.10     |
| 8            | 5.01          | 5.01           | 44,502,000.00 | -                    | -                    | 44,502,000.00       | -      | -      | -               | -               | 185,907.10     |
| 9            | 5.01          | 5.01           | 44,502,000.00 | -                    | -                    | 44,502,000.00       | -      | -      | -               | -               | 185,907.10     |
| 10           | 5.01          | 5.01           | 44,502,000.00 | -                    | -                    | 44,502,000.00       | -      | -      | -               | -               | 185,907.10     |
| 11           | 5.01          | 5.01           | 44,502,000.00 | -                    | -                    | 44,502,000.00       | -      | -      | -               | -               | 185,907.10     |
| 12           | 5.01          | 5.01           | 44,502,000.00 | -                    | -                    | 44,502,000.00       | -      | -      | -               | -               | 185,907.10     |
| 13           | 5.01          | 5.01           | 44,502,000.00 | -                    | -                    | 44,502,000.00       | -      | -      | -               | -               | 185,907.10     |
| 14           | 5.01          | 5.01           | 44,502,000.00 | -                    | -                    | 44,502,000.00       | -      | -      | -               | -               | 185,907.10     |
| 15           | 5.01          | 5.01           | 44,502,000.00 | -                    | -                    | 44,502,000.00       | -      | -      | -               | -               | 185,907.10     |
| 16           | 5.01          | 5.01           | 44,502,000.00 | -                    | -                    | 44,502,000.00       | -      | -      | -               | -               | 185,907.10     |
| 17           | 5.01          | 5.01           | 44,502,000.00 | -                    | -                    | 44,502,000.00       | -      | -      | -               | -               | 185,907.10     |
| 18           | 5.01          | 5.01           | 44,502,000.00 | -                    | -                    | 44,502,000.00       | -      | -      | -               | -               | 185,907.10     |
| 19           | 5.01          | 5.01           | 44,502,000.00 | -                    | -                    | 44,502,000.00       | -      | -      | -               | -               | 185,907.10     |
| 20           | 5.01          | 5.01           | 44,502,000.00 | -                    | -                    | 44,502,000.00       | -      | -      | -               | -               | 185,907.10     |
| 21           | 5.01          | 5.01           | 44,502,000.00 | -                    | -                    | 44,502,000.00       | -      | -      | -               | -               | 185,907.10     |
| 22           | 5.01          | 5.01           | 44,502,000.00 | -                    | -                    | 44,502,000.00       | -      | -      | -               | -               | 185,907.10     |









|    |            |               |      |            |   |   |              |   |   |   |              |
|----|------------|---------------|------|------------|---|---|--------------|---|---|---|--------------|
| 44 | 4/15/2009  | 45,000,000.00 | 4.93 | 184,725.00 | - | - | -            | - | - | - | 184,725.00   |
| 45 | 5/15/2009  | 45,000,000.00 | 4.93 | 184,725.00 | - | - | -            | - | - | - | 184,725.00   |
| 46 | 6/15/2009  | 45,000,000.00 | 4.93 | 184,725.00 | - | - | -            | - | - | - | 184,725.00   |
| 47 | 7/15/2009  | 45,000,000.00 | 4.93 | 184,725.00 | - | - | -            | - | - | - | 184,725.00   |
| 48 | 8/15/2009  | 45,000,000.00 | 4.93 | 184,725.00 | - | - | -            | - | - | - | 184,725.00   |
| 49 | 9/15/2009  | 45,000,000.00 | 4.93 | 184,725.00 | - | - | -            | - | - | - | 184,725.00   |
| 50 | 10/15/2009 | 45,000,000.00 | 4.93 | 184,725.00 | - | - | -            | - | - | - | 184,725.00   |
| 51 | 11/15/2009 | 45,000,000.00 | 4.93 | 184,725.00 | - | - | -            | - | - | - | 184,725.00   |
| 52 | 12/15/2009 | 45,000,000.00 | 4.93 | 184,725.00 | - | - | -            | - | - | - | 184,725.00   |
| 53 | 2/15/2010  | 45,000,000.00 | 4.93 | 184,725.00 | - | - | -            | - | - | - | 184,725.00   |
| 54 | 2/15/2010  | 45,000,000.00 | 4.93 | 184,725.00 | - | - | -            | - | - | - | 184,725.00   |
| 55 | 3/15/2010  | 45,000,000.00 | 4.93 | 184,725.00 | - | - | -            | - | - | - | 184,725.00   |
| 56 | 4/15/2010  | 45,000,000.00 | 4.93 | 184,725.00 | - | - | -            | - | - | - | 184,725.00   |
| 57 | 5/15/2010  | 45,000,000.00 | 4.93 | 184,725.00 | - | - | -            | - | - | - | 184,725.00   |
| 58 | 6/15/2010  | 45,000,000.00 | 4.93 | 184,725.00 | - | - | -            | - | - | - | 184,725.00   |
| 59 | 7/15/2010  | 45,000,000.00 | 4.93 | 184,725.00 | - | - | -            | - | - | - | 184,725.00   |
| 60 | 8/15/2010  | 44,660,732.46 | 4.93 | 183,332.31 | - | - | 339,267.54   | - | - | - | 523,992.54   |
| 61 | 9/15/2010  | 43,784,031.98 | 4.93 | 183,332.31 | - | - | 876,700.48   | - | - | - | 1,060,032.79 |
| 62 | 10/15/2010 | 42,803,439.73 | 4.93 | 179,733.45 | - | - | 980,592.25   | - | - | - | 1,160,325.70 |
| 63 | 11/15/2010 | 41,917,890.16 | 4.93 | 175,708.12 | - | - | 885,549.57   | - | - | - | 1,061,257.69 |
| 64 | 12/15/2010 | 40,928,693.17 | 4.93 | 172,072.94 | - | - | 989,196.99   | - | - | - | 1,161,269.93 |
| 65 | 1/15/2011  | 40,034,210.72 | 4.93 | 168,012.29 | - | - | 894,482.45   | - | - | - | 1,062,494.74 |
| 66 | 2/15/2011  | 39,135,468.57 | 4.93 | 164,340.43 | - | - | 898,742.15   | - | - | - | 1,063,082.59 |
| 67 | 3/15/2011  | 37,935,437.25 | 4.93 | 160,651.10 | - | - | 1,200,031.32 | - | - | - | 1,360,682.42 |
| 68 | 4/15/2011  | 37,026,683.31 | 4.93 | 155,724.97 | - | - | 908,753.94   | - | - | - | 1,064,478.91 |
| 69 | 5/15/2011  | 36,014,922.60 | 4.93 | 151,994.53 | - | - | 1,011,760.71 | - | - | - | 1,163,755.24 |
| 70 | 6/15/2011  | 35,097,015.92 | 4.93 | 147,841.26 | - | - | 917,906.68   | - | - | - | 1,065,747.94 |
| 71 | 7/15/2011  | 34,076,355.17 | 4.93 | 144,073.25 | - | - | 1,020,660.74 | - | - | - | 1,164,733.99 |
| 72 | 8/15/2011  | 33,149,209.04 | 4.93 | 139,893.44 | - | - | 927,146.13   | - | - | - | 1,067,029.57 |
| 73 | 9/15/2011  | 32,217,646.30 | 4.93 | 136,077.50 | - | - | 931,562.74   | - | - | - | 1,067,640.24 |
| 74 | 10/15/2011 | 31,183,706.56 | 4.93 | 132,253.44 | - | - | 1,033,939.74 | - | - | - | 1,166,193.18 |
| 75 | 11/15/2011 | 30,242,775.02 | 4.93 | 128,009.12 | - | - | 940,931.54   | - | - | - | 1,068,940.65 |
| 76 | 12/15/2011 | 29,199,725.15 | 4.93 | 124,146.59 | - | - | 1,043,049.87 | - | - | - | 1,167,196.46 |
| 77 | 1/15/2012  | 28,249,336.05 | 4.93 | 119,864.87 | - | - | 950,389.10   | - | - | - | 1,070,253.97 |
| 78 | 2/15/2012  | 27,294,418.71 | 4.93 | 115,963.52 | - | - | 954,917.34   | - | - | - | 1,070,880.87 |
| 79 | 3/15/2012  | 26,140,586.97 | 4.93 | 112,043.59 | - | - | 1,153,831.73 | - | - | - | 1,265,875.32 |
| 80 | 4/15/2012  | 25,175,611.32 | 4.93 | 107,307.11 | - | - | 964,975.65   | - | - | - | 1,072,282.76 |
| 81 | 5/15/2012  | 24,938,000.00 | 4.93 | 103,345.88 | - | - | 237,611.32   | - | - | - | 340,957.21   |
| 82 | 6/15/2012  | 24,701,000.00 | 4.93 | 102,370.49 | - | - | 237,000.00   | - | - | - | 339,370.49   |
| 83 | 7/15/2012  | 24,464,077.75 | 4.93 | 101,397.61 | - | - | 236,922.25   | - | - | - | 338,319.85   |
| 84 | 8/15/2012  | 23,560,624.46 | 4.93 | 100,425.04 | - | - | 903,453.29   | - | - | - | 1,003,878.33 |
| 85 | 9/15/2012  | 22,652,882.73 | 4.93 | 96,716.36  | - | - | 907,741.72   | - | - | - | 1,004,458.09 |
| 86 | 10/15/2012 | 21,652,927.25 | 4.93 | 92,990.08  | - | - | 999,955.48   | - | - | - | 1,092,945.57 |
| 87 | 11/15/2012 | 20,736,124.77 | 4.93 | 88,885.27  | - | - | 916,802.48   | - | - | - | 1,005,687.74 |
| 88 | 12/15/2012 | 19,727,358.82 | 4.93 | 85,121.79  | - | - | 1,008,765.95 | - | - | - | 1,093,887.74 |
| 89 | 1/15/2013  | 18,801,410.00 | 4.93 | 80,980.81  | - | - | 925,948.83   | - | - | - | 1,006,929.64 |
| 90 | 2/15/2013  | 17,871,065.01 | 4.93 | 77,179.79  | - | - | 930,344.99   | - | - | - | 1,007,524.77 |
| 91 | 3/15/2013  | 16,674,786.30 | 4.93 | 73,360.72  | - | - | 1,196,278.71 | - | - | - | 1,269,639.44 |
| 92 | 4/15/2013  | 15,734,329.61 | 4.93 | 68,450.00  | - | - | 940,456.68   | - | - | - | 1,008,906.68 |
| 93 | 5/15/2013  | 14,702,562.81 | 4.93 | 64,589.42  | - | - | 1,031,766.81 | - | - | - | 1,096,356.23 |
| 94 | 6/15/2013  | 13,752,736.21 | 4.93 | 60,354.02  | - | - | 949,826.60   | - | - | - | 1,010,180.62 |
| 95 | 7/15/2013  | 12,711,858.30 | 4.93 | 56,454.98  | - | - | 1,040,877.91 | - | - | - | 1,097,332.89 |
| 96 | 8/15/2013  | 11,752,573.25 | 4.93 | 52,182.18  | - | - | 959,285.05   | - | - | - | 1,011,467.23 |
| 97 | 9/15/2013  | 10,788,732.29 | 4.93 | 48,244.31  | - | - | 963,840.96   | - | - | - | 1,012,085.27 |
| 98 | 10/15/2013 | 9,734,227.13  | 4.93 | 44,287.75  | - | - | 1,054,505.16 | - | - | - | 1,098,792.91 |

















|     |            |               |      |           |   |   |   |   |               |
|-----|------------|---------------|------|-----------|---|---|---|---|---------------|
| 77  | 1/15/2012  | 13,333,000.00 | 5.19 | 57,698.56 | - | - | - | - | 57,698.56     |
| 78  | 2/15/2012  | 13,333,000.00 | 5.19 | 57,698.56 | - | - | - | - | 57,698.56     |
| 79  | 3/15/2012  | 13,333,000.00 | 5.19 | 57,698.56 | - | - | - | - | 57,698.56     |
| 80  | 4/15/2012  | 13,333,000.00 | 5.19 | 57,698.56 | - | - | - | - | 57,698.56     |
| 81  | 5/15/2012  | 13,333,000.00 | 5.19 | 57,698.56 | - | - | - | - | 57,698.56     |
| 82  | 6/15/2012  | 13,333,000.00 | 5.19 | 57,698.56 | - | - | - | - | 57,698.56     |
| 83  | 7/15/2012  | 13,333,000.00 | 5.19 | 57,698.56 | - | - | - | - | 57,698.56     |
| 84  | 8/15/2012  | 13,333,000.00 | 5.19 | 57,698.56 | - | - | - | - | 57,698.56     |
| 85  | 9/15/2012  | 13,333,000.00 | 5.19 | 57,698.56 | - | - | - | - | 57,698.56     |
| 86  | 10/15/2012 | 13,333,000.00 | 5.19 | 57,698.56 | - | - | - | - | 57,698.56     |
| 87  | 11/15/2012 | 13,333,000.00 | 5.19 | 57,698.56 | - | - | - | - | 57,698.56     |
| 88  | 12/15/2012 | 13,333,000.00 | 5.19 | 57,698.56 | - | - | - | - | 57,698.56     |
| 89  | 1/15/2013  | 13,333,000.00 | 5.19 | 57,698.56 | - | - | - | - | 57,698.56     |
| 90  | 2/15/2013  | 13,333,000.00 | 5.19 | 57,698.56 | - | - | - | - | 57,698.56     |
| 91  | 3/15/2013  | 13,333,000.00 | 5.19 | 57,698.56 | - | - | - | - | 57,698.56     |
| 92  | 4/15/2013  | 13,333,000.00 | 5.19 | 57,698.56 | - | - | - | - | 57,698.56     |
| 93  | 5/15/2013  | 13,333,000.00 | 5.19 | 57,698.56 | - | - | - | - | 57,698.56     |
| 94  | 6/15/2013  | 13,333,000.00 | 5.19 | 57,698.56 | - | - | - | - | 57,698.56     |
| 95  | 7/15/2013  | 13,333,000.00 | 5.19 | 57,698.56 | - | - | - | - | 57,698.56     |
| 96  | 8/15/2013  | 13,333,000.00 | 5.19 | 57,698.56 | - | - | - | - | 57,698.56     |
| 97  | 9/15/2013  | 13,333,000.00 | 5.19 | 57,698.56 | - | - | - | - | 57,698.56     |
| 98  | 10/15/2013 | 13,333,000.00 | 5.19 | 57,698.56 | - | - | - | - | 57,698.56     |
| 99  | 11/15/2013 | 13,333,000.00 | 5.19 | 57,698.56 | - | - | - | - | 57,698.56     |
| 100 | 12/15/2013 | 13,333,000.00 | 5.19 | 57,698.56 | - | - | - | - | 57,698.56     |
| 101 | 1/15/2014  | 13,333,000.00 | 5.19 | 57,698.56 | - | - | - | - | 57,698.56     |
| 102 | 2/15/2014  | 13,333,000.00 | 5.19 | 57,698.56 | - | - | - | - | 57,698.56     |
| 103 | 3/15/2014  | 13,333,000.00 | 5.19 | 57,698.56 | - | - | - | - | 57,698.56     |
| 104 | 4/15/2014  | 13,333,000.00 | 5.19 | 57,698.56 | - | - | - | - | 57,698.56     |
| 105 | 5/15/2014  | 13,333,000.00 | 5.19 | 57,698.56 | - | - | - | - | 57,698.56     |
| 106 | 6/15/2014  | 13,333,000.00 | 5.19 | 57,698.56 | - | - | - | - | 57,698.56     |
| 107 | 7/15/2014  | 13,333,000.00 | 5.19 | 57,698.56 | - | - | - | - | 57,698.56     |
| 108 | 8/15/2014  | 13,333,000.00 | 5.19 | 57,698.56 | - | - | - | - | 57,698.56     |
| 109 | 9/15/2014  | 13,333,000.00 | 5.19 | 57,698.56 | - | - | - | - | 57,698.56     |
| 110 | 10/15/2014 | 13,333,000.00 | 5.19 | 57,698.56 | - | - | - | - | 57,698.56     |
| 111 | 11/15/2014 | 13,333,000.00 | 5.19 | 57,698.56 | - | - | - | - | 57,698.56     |
| 112 | 12/15/2014 | 13,333,000.00 | 5.19 | 57,698.56 | - | - | - | - | 57,698.56     |
| 113 | 1/15/2015  | 13,333,000.00 | 5.19 | 57,698.56 | - | - | - | - | 57,698.56     |
| 114 | 2/15/2015  | 13,333,000.00 | 5.19 | 57,698.56 | - | - | - | - | 57,698.56     |
| 115 | 3/15/2015  | 13,333,000.00 | 5.19 | 57,698.56 | - | - | - | - | 57,698.56     |
| 116 | 4/15/2015  | 13,333,000.00 | 5.19 | 57,698.56 | - | - | - | - | 57,698.56     |
| 117 | 5/15/2015  | 13,333,000.00 | 5.19 | 57,698.56 | - | - | - | - | 57,698.56     |
| 118 | 6/15/2015  | 13,333,000.00 | 5.19 | 57,698.56 | - | - | - | - | 57,698.56     |
| 119 | 7/15/2015  | -             | 5.19 | 57,698.56 | - | - | - | - | 57,698.56     |
|     |            |               |      |           |   |   |   |   | 13,390,698.56 |
|     |            |               |      |           |   |   |   |   | 13,333,000.00 |





|     |            |               |      |            |   |               |   |   |   |   |               |
|-----|------------|---------------|------|------------|---|---------------|---|---|---|---|---------------|
| 99  | 11/15/2013 | 23,334,000.00 | 5.28 | 102,727.93 | - | -             | - | - | - | - | 102,727.93    |
| 100 | 12/15/2013 | 23,334,000.00 | 5.28 | 102,727.93 | - | -             | - | - | - | - | 102,727.93    |
| 101 | 1/15/2014  | 23,334,000.00 | 5.28 | 102,727.93 | - | -             | - | - | - | - | 102,727.93    |
| 102 | 2/15/2014  | 23,334,000.00 | 5.28 | 102,727.93 | - | -             | - | - | - | - | 102,727.93    |
| 103 | 3/15/2014  | 23,334,000.00 | 5.28 | 102,727.93 | - | -             | - | - | - | - | 102,727.93    |
| 104 | 4/15/2014  | 23,334,000.00 | 5.28 | 102,727.93 | - | -             | - | - | - | - | 102,727.93    |
| 105 | 5/15/2014  | 23,334,000.00 | 5.28 | 102,727.93 | - | -             | - | - | - | - | 102,727.93    |
| 106 | 6/15/2014  | 23,334,000.00 | 5.28 | 102,727.93 | - | -             | - | - | - | - | 102,727.93    |
| 107 | 7/15/2014  | 23,334,000.00 | 5.28 | 102,727.93 | - | -             | - | - | - | - | 102,727.93    |
| 108 | 8/15/2014  | 23,334,000.00 | 5.28 | 102,727.93 | - | -             | - | - | - | - | 102,727.93    |
| 109 | 9/15/2014  | 23,334,000.00 | 5.27 | 102,727.93 | - | -             | - | - | - | - | 102,727.93    |
| 110 | 10/15/2014 | 23,334,000.00 | 5.28 | 102,539.20 | - | -             | - | - | - | - | 102,539.20    |
| 111 | 11/15/2014 | 23,334,000.00 | 5.27 | 102,727.93 | - | -             | - | - | - | - | 102,727.93    |
| 112 | 12/15/2014 | 23,334,000.00 | 5.27 | 102,533.50 | - | -             | - | - | - | - | 102,533.50    |
| 113 | 1/15/2015  | 23,334,000.00 | 5.27 | 102,515.20 | - | -             | - | - | - | - | 102,515.20    |
| 114 | 2/15/2015  | 23,334,000.00 | 5.28 | 102,511.65 | - | -             | - | - | - | - | 102,511.65    |
| 115 | 3/15/2015  | 23,334,000.00 | 5.28 | 102,581.36 | - | -             | - | - | - | - | 102,581.36    |
| 116 | 4/15/2015  | 23,334,000.00 | 5.26 | 102,727.93 | - | -             | - | - | - | - | 102,727.93    |
| 117 | 5/15/2015  | 23,334,000.00 | 5.28 | 102,285.60 | - | -             | - | - | - | - | 102,285.60    |
| 118 | 6/15/2015  | 23,334,000.00 | 5.23 | 102,727.93 | - | -             | - | - | - | - | 102,727.93    |
| 119 | 7/15/2015  | -             | 5.28 | 101,727.42 | - | 23,334,000.00 | - | - | - | - | 23,436,727.42 |



|    |            |               |      |           |   |   |              |   |   |   |   |   |   |   |   |   |   |   |   |   |   |   |   |              |              |
|----|------------|---------------|------|-----------|---|---|--------------|---|---|---|---|---|---|---|---|---|---|---|---|---|---|---|---|--------------|--------------|
| 43 | 3/15/2009  | 12,815,523.32 | 4.61 | 53,123.80 | - | - | 1,027,811.92 | - | - | - | - | - | - | - | - | - | - | - | - | - | - | - | - | 1,027,811.92 | 1,080,935.72 |
| 44 | 4/15/2009  | 12,059,278.32 | 4.61 | 49,179.57 | - | - | 756,245.00   | - | - | - | - | - | - | - | - | - | - | - | - | - | - | - | - | 756,245.00   | 805,424.57   |
| 45 | 5/15/2009  | 11,207,553.84 | 4.61 | 46,277.48 | - | - | 851,724.48   | - | - | - | - | - | - | - | - | - | - | - | - | - | - | - | - | 851,724.48   | 898,001.96   |
| 46 | 6/15/2009  | 10,443,656.11 | 4.61 | 43,008.99 | - | - | 763,897.73   | - | - | - | - | - | - | - | - | - | - | - | - | - | - | - | - | 763,897.73   | 806,906.71   |
| 47 | 7/15/2009  | 9,386,270.32  | 4.61 | 40,077.53 | - | - | 859,165.87   | - | - | - | - | - | - | - | - | - | - | - | - | - | - | - | - | 1,097,463.32 | 1,097,463.32 |
| 48 | 8/15/2009  | 8,349,169.00  | 4.61 | 36,019.81 | - | - | 771,360.35   | - | - | - | - | - | - | - | - | - | - | - | - | - | - | - | - | 1,037,101.32 | 1,073,121.13 |
| 49 | 9/15/2009  | 7,323,999.59  | 4.61 | 32,039.94 | - | - | 774,676.36   | - | - | - | - | - | - | - | - | - | - | - | - | - | - | - | - | 1,025,169.42 | 1,057,209.35 |
| 50 | 10/15/2009 | 6,218,731.13  | 4.61 | 28,105.85 | - | - | 869,185.73   | - | - | - | - | - | - | - | - | - | - | - | - | - | - | - | - | 1,105,268.46 | 1,133,374.30 |
| 51 | 11/15/2009 | 5,214,348.79  | 4.61 | 23,864.38 | - | - | 781,849.53   | - | - | - | - | - | - | - | - | - | - | - | - | - | - | - | - | 1,004,382.34 | 1,028,246.73 |
| 52 | 12/15/2009 | 4,128,516.67  | 4.61 | 20,010.06 | - | - | 876,104.71   | - | - | - | - | - | - | - | - | - | - | - | - | - | - | - | - | 1,105,842.18 | 1,105,842.18 |
| 53 | 1/15/2010  | 3,141,673.95  | 4.61 | 15,843.18 | - | - | 789,155.95   | - | - | - | - | - | - | - | - | - | - | - | - | - | - | - | - | 986,842.72   | 1,002,685.90 |
| 54 | 2/15/2010  | -             | 4.61 | 12,056.17 | - | - | 1,778,338.89 | - | - | - | - | - | - | - | - | - | - | - | - | - | - | - | - | 3,141,673.95 | 3,153,730.13 |

C5FBRED-2005C4-V2.3 ATA

|  |               |
|--|---------------|
| Tranche Cashflow Table(Speeds Start after YMP Inc. Prepay Penalties) |               |
| Current Balance  | \$377,179,000 |
| Gross WAC  | 7.24          |
| Pass-Thru Rate   | 4.979         |
| Accrued Days / D   | 23 / 14       |
| Settlement   | 08/24/2005    |
| Factor Date  | 08/25/2005    |

Prepayments: 50.0% CPR

| Payment Date | Balance        | Pass Thru Rate | Interest       | Cum. Int. Shortfalls | Chg. Int. Shortfalls | Principal Scheduled | Prepay        | Cum. Net Losses | Total Principal | Total Cashflow |
|--------------|----------------|----------------|----------------|----------------------|----------------------|---------------------|---------------|-----------------|-----------------|----------------|
| Grand Totals | 377,179,000.00 |                | 172,793,435.67 |                      |                      | 332,853,171.67      | 44,325,828.33 |                 | 377,179,000.00  | 549,972,435.67 |
| 1            | 9/15/2005      | 4.98           | 1,564,978.53   | -                    | -                    | 138,009.88          | -             | -               | 138,009.88      | 1,702,988.42   |
| 2            | 10/15/2005     | 4.98           | 1,564,405.91   | -                    | -                    | 158,871.68          | -             | -               | 158,871.68      | 1,723,277.59   |
| 3            | 11/15/2005     | 4.98           | 1,563,746.24   | -                    | -                    | 139,369.20          | -             | -               | 139,369.20      | 1,703,115.92   |
| 4            | 12/15/2005     | 4.98           | 1,563,168.46   | -                    | -                    | 160,193.19          | -             | -               | 160,193.19      | 1,723,361.65   |
| 5            | 1/15/2006      | 4.98           | 1,562,503.79   | -                    | -                    | 140,740.82          | -             | -               | 140,740.82      | 1,703,244.61   |
| 6            | 2/15/2006      | 4.98           | 1,561,919.83   | -                    | -                    | 141,385.04          | -             | -               | 141,385.04      | 1,703,304.87   |
| 7            | 3/15/2006      | 4.98           | 1,561,333.20   | -                    | -                    | 202,394.45          | -             | -               | 202,394.45      | 1,763,727.66   |
| 8            | 4/15/2006      | 4.98           | 1,560,493.43   | -                    | -                    | 142,960.02          | -             | -               | 142,960.02      | 1,703,453.45   |
| 9            | 5/15/2006      | 4.98           | 1,559,900.27   | -                    | -                    | 163,684.14          | -             | -               | 163,684.14      | 1,723,584.41   |
| 10           | 6/15/2006      | 4.98           | 1,559,221.12   | -                    | -                    | 144,364.16          | -             | -               | 144,364.16      | 1,703,585.28   |
| 11           | 7/15/2006      | 4.98           | 1,558,622.12   | -                    | -                    | 168,056.14          | -             | -               | 168,056.14      | 1,726,678.26   |
| 12           | 8/15/2006      | 4.98           | 1,557,924.83   | -                    | -                    | 148,363.82          | -             | -               | 148,363.82      | 1,706,288.65   |
| 13           | 9/15/2006      | 4.98           | 1,557,309.25   | -                    | -                    | 149,043.68          | -             | -               | 149,043.68      | 1,706,352.93   |
| 14           | 10/15/2006     | 4.98           | 1,556,690.84   | -                    | -                    | 170,120.73          | -             | -               | 170,120.73      | 1,726,811.56   |
| 15           | 11/15/2006     | 4.98           | 1,555,984.98   | -                    | -                    | 151,746.81          | -             | -               | 151,746.81      | 1,707,731.79   |
| 16           | 12/15/2006     | 4.98           | 1,555,355.36   | -                    | -                    | 173,026.08          | -             | -               | 173,026.08      | 1,728,381.43   |
| 17           | 1/15/2007      | 4.98           | 1,554,637.44   | -                    | -                    | 153,236.89          | -             | -               | 153,236.89      | 1,707,874.33   |
| 18           | 2/15/2007      | 4.98           | 1,554,001.64   | -                    | -                    | 153,939.74          | -             | -               | 153,939.74      | 1,707,941.38   |
| 19           | 3/15/2007      | 4.98           | 1,553,362.92   | -                    | -                    | 216,182.45          | -             | -               | 216,182.45      | 1,769,545.37   |
| 20           | 4/15/2007      | 4.98           | 1,552,465.94   | -                    | -                    | 155,638.86          | -             | -               | 155,638.86      | 1,708,104.79   |
| 21           | 5/15/2007      | 4.98           | 1,551,820.17   | -                    | -                    | 179,607.90          | -             | -               | 179,607.90      | 1,731,428.07   |
| 22           | 6/15/2007      | 4.98           | 1,551,074.94   | -                    | -                    | 168,816.23          | -             | -               | 168,816.23      | 1,719,891.18   |
| 23           | 7/15/2007      | 4.98           | 1,550,374.50   | -                    | -                    | 238,913.78          | -             | -               | 238,913.78      | 1,789,288.28   |
| 24           | 8/15/2007      | 4.98           | 1,549,383.20   | -                    | -                    | 211,675.88          | -             | -               | 211,675.88      | 1,761,059.08   |
| 25           | 9/15/2007      | 4.98           | 1,548,504.93   | -                    | -                    | 212,650.19          | -             | -               | 212,650.19      | 1,761,155.11   |
| 26           | 10/15/2007     | 4.98           | 1,547,622.60   | -                    | -                    | 241,868.62          | -             | -               | 241,868.62      | 1,789,491.22   |
| 27           | 11/15/2007     | 4.98           | 1,546,619.05   | -                    | -                    | 214,742.84          | -             | -               | 214,742.84      | 1,761,361.89   |
| 28           | 12/15/2007     | 4.98           | 1,545,728.05   | -                    | -                    | 243,903.11          | -             | -               | 243,903.11      | 1,789,631.16   |
| 29           | 1/15/2008      | 4.98           | 1,544,716.05   | -                    | -                    | 216,854.54          | -             | -               | 216,854.54      | 1,761,570.59   |
| 30           | 2/15/2008      | 4.98           | 1,543,816.29   | -                    | -                    | 217,852.75          | -             | -               | 217,852.75      | 1,761,669.03   |
| 31           | 3/15/2008      | 4.98           | 1,542,912.38   | -                    | -                    | 274,997.61          | -             | -               | 274,997.61      | 1,817,909.99   |
| 32           | 4/15/2008      | 4.98           | 1,541,771.37   | -                    | -                    | 220,122.50          | -             | -               | 220,122.50      | 1,761,893.87   |

|    |            |                |      |              |   |   |            |              |   |   |              |              |
|----|------------|----------------|------|--------------|---|---|------------|--------------|---|---|--------------|--------------|
| 33 | 5/15/2008  | 371,095,549.07 | 4.98 | 1,540,858.04 | - | - | -          | 270,117.21   | - | - | 270,117.21   | 1,810,975.26 |
| 34 | 6/15/2008  | 370,854,944.22 | 4.98 | 1,539,737.28 | - | - | -          | 240,604.84   | - | - | 240,604.84   | 1,780,342.12 |
| 35 | 7/15/2008  | 370,536,517.69 | 4.98 | 1,538,738.97 | - | - | -          | 318,426.53   | - | - | 318,426.53   | 1,857,165.51 |
| 36 | 8/15/2008  | 370,245,799.04 | 4.98 | 1,537,417.77 | - | - | -          | 290,718.65   | - | - | 290,718.65   | 1,828,136.42 |
| 37 | 9/15/2008  | 369,953,753.67 | 4.98 | 1,536,211.53 | - | - | -          | 292,045.37   | - | - | 292,045.37   | 1,828,256.89 |
| 38 | 10/15/2008 | 369,623,417.60 | 4.98 | 1,534,999.78 | - | - | -          | 330,336.07   | - | - | 330,336.07   | 1,865,335.85 |
| 39 | 11/15/2008 | 369,328,531.41 | 4.98 | 1,533,629.16 | - | - | -          | 294,886.19   | - | - | 294,886.19   | 1,828,515.35 |
| 40 | 12/15/2008 | 368,995,433.58 | 4.98 | 1,532,405.63 | - | - | -          | 333,097.83   | - | - | 333,097.83   | 1,865,503.46 |
| 41 | 1/15/2009  | 368,697,680.94 | 4.98 | 1,531,023.55 | - | - | -          | 297,752.65   | - | - | 297,752.65   | 1,828,776.20 |
| 42 | 2/15/2009  | 368,398,569.40 | 4.98 | 1,529,788.13 | - | - | -          | 299,111.54   | - | - | 299,111.54   | 1,828,899.67 |
| 43 | 3/15/2009  | 367,987,905.95 | 4.98 | 1,528,547.06 | - | - | -          | 410,663.45   | - | - | 410,663.45   | 1,939,210.52 |
| 44 | 4/15/2009  | 367,685,553.60 | 4.98 | 1,526,843.15 | - | - | -          | 302,352.34   | - | - | 302,352.34   | 1,829,195.50 |
| 45 | 5/15/2009  | 367,345,197.41 | 4.98 | 1,525,588.64 | - | - | -          | 340,356.20   | - | - | 340,356.20   | 1,865,944.84 |
| 46 | 6/15/2009  | 367,039,911.24 | 4.98 | 1,524,176.45 | - | - | -          | 305,286.17   | - | - | 305,286.17   | 1,829,462.62 |
| 47 | 7/15/2009  | 366,696,702.86 | 4.98 | 1,522,909.77 | - | - | -          | 343,208.37   | - | - | 343,208.37   | 1,866,118.14 |
| 48 | 8/15/2009  | 366,388,456.39 | 4.98 | 1,521,485.74 | - | - | -          | 308,246.47   | - | - | 308,246.47   | 1,829,732.20 |
| 49 | 9/15/2009  | 366,078,803.02 | 4.98 | 1,520,206.77 | - | - | 74,490.07  | 309,653.37   | - | - | 309,653.37   | 1,829,860.14 |
| 50 | 10/15/2009 | 365,656,858.91 | 4.98 | 1,518,921.97 | - | - | 70,208.62  | 347,454.04   | - | - | 347,454.04   | 1,940,866.08 |
| 51 | 11/15/2009 | 365,274,103.85 | 4.98 | 1,517,171.25 | - | - | 66,163.25  | 312,546.44   | - | - | 312,546.44   | 1,899,926.31 |
| 52 | 12/15/2009 | 364,857,799.15 | 4.98 | 1,515,583.14 | - | - | 62,359.29  | 350,141.45   | - | - | 350,141.45   | 1,931,887.83 |
| 53 | 1/15/2010  | 364,480,065.11 | 4.98 | 1,513,855.82 | - | - | 58,773.53  | 315,374.76   | - | - | 315,374.76   | 1,891,589.86 |
| 54 | 2/15/2010  | 364,104,568.15 | 4.98 | 1,512,288.54 | - | - | 159,902.24 | 316,723.43   | - | - | 316,723.43   | 1,887,785.50 |
| 55 | 3/15/2010  | 363,518,288.45 | 4.98 | 1,510,730.54 | - | - | 389,822.81 | 426,377.47   | - | - | 426,377.47   | 2,097,010.24 |
| 56 | 4/15/2010  | 361,878,873.76 | 4.98 | 1,508,297.97 | - | - | 274,943.34 | 1,249,591.88 | - | - | 1,249,591.88 | 3,147,712.65 |
| 57 | 5/15/2010  | 354,540,345.83 | 4.98 | 1,492,015.01 | - | - | -          | 2,010,034.76 | - | - | 2,010,034.76 | 3,786,473.86 |
| 58 | 6/15/2010  | 354,056,145.35 | 4.98 | 1,471,046.98 | - | - | -          | 5,053,549.83 | - | - | 5,053,549.83 | 6,545,564.83 |
| 59 | 7/15/2010  | 354,056,145.35 | 4.98 | 1,471,046.98 | - | - | -          | 484,200.48   | - | - | 484,200.48   | 1,955,247.47 |
| 60 | 8/15/2010  | 353,622,172.83 | 4.98 | 1,469,037.96 | - | - | -          | 433,972.52   | - | - | 433,972.52   | 1,903,010.48 |
| 61 | 9/15/2010  | 353,186,212.52 | 4.98 | 1,467,237.33 | - | - | -          | 435,960.30   | - | - | 435,960.30   | 1,903,976.64 |
| 62 | 10/15/2010 | 352,696,008.98 | 4.98 | 1,465,428.46 | - | - | -          | 490,203.54   | - | - | 490,203.54   | 1,955,632.00 |
| 63 | 11/15/2010 | 352,255,805.75 | 4.98 | 1,463,394.52 | - | - | -          | 440,203.23   | - | - | 440,203.23   | 1,903,597.75 |
| 64 | 12/15/2010 | 351,761,477.31 | 4.98 | 1,461,568.05 | - | - | -          | 494,328.44   | - | - | 494,328.44   | 1,955,896.49 |
| 65 | 1/15/2011  | 351,316,992.76 | 4.98 | 1,459,517.00 | - | - | -          | 444,484.56   | - | - | 444,484.56   | 1,904,001.55 |
| 66 | 2/15/2011  | 350,870,472.18 | 4.98 | 1,457,672.76 | - | - | -          | 446,520.58   | - | - | 446,520.58   | 1,904,193.33 |
| 67 | 3/15/2011  | 350,266,193.89 | 4.98 | 1,455,820.07 | - | - | -          | 604,278.29   | - | - | 604,278.29   | 2,060,098.36 |
| 68 | 4/15/2011  | 349,814,858.04 | 4.98 | 1,453,312.82 | - | - | -          | 451,335.85   | - | - | 451,335.85   | 1,904,648.67 |
| 69 | 5/15/2011  | 349,309,706.64 | 4.98 | 1,451,440.15 | - | - | -          | 505,151.39   | - | - | 505,151.39   | 1,956,591.54 |
| 70 | 6/15/2011  | 348,853,988.70 | 4.98 | 1,449,344.19 | - | - | -          | 455,717.95   | - | - | 455,717.95   | 1,905,062.14 |
| 71 | 7/15/2011  | 348,344,577.11 | 4.98 | 1,447,453.34 | - | - | -          | 509,411.59   | - | - | 509,411.59   | 1,956,864.93 |
| 72 | 8/15/2011  | 347,884,437.41 | 4.98 | 1,445,339.71 | - | - | -          | 460,139.70   | - | - | 460,139.70   | 1,905,479.41 |
| 73 | 9/15/2011  | 347,422,189.84 | 4.98 | 1,443,430.51 | - | - | -          | 462,247.57   | - | - | 462,247.57   | 1,905,678.08 |
| 74 | 10/15/2011 | 346,906,430.26 | 4.98 | 1,441,512.57 | - | - | -          | 515,759.58   | - | - | 515,759.58   | 1,957,272.15 |
| 75 | 11/15/2011 | 346,439,701.84 | 4.98 | 1,439,372.60 | - | - | -          | 466,728.42   | - | - | 466,728.42   | 1,906,101.02 |
| 76 | 12/15/2011 | 345,919,586.05 | 4.98 | 1,437,436.06 | - | - | -          | 520,115.79   | - | - | 520,115.79   | 1,957,551.85 |
| 77 | 1/15/2012  | 345,448,336.21 | 4.98 | 1,435,278.02 | - | - | -          | 471,249.83   | - | - | 471,249.83   | 1,906,527.85 |
| 78 | 2/15/2012  | 344,974,927.52 | 4.98 | 1,433,322.72 | - | - | -          | 473,408.69   | - | - | 473,408.69   | 1,906,731.42 |
| 79 | 3/15/2012  | 344,261,332.27 | 4.98 | 1,431,358.47 | - | - | -          | 713,595.25   | - | - | 713,595.25   | 2,144,953.72 |
| 80 | 4/15/2012  | 343,655,140.03 | 4.98 | 1,428,397.64 | - | - | -          | 606,192.23   | - | - | 606,192.23   | 2,034,589.88 |
| 81 | 5/15/2012  | 340,972,375.82 | 4.98 | 1,425,882.45 | - | - | 135,952.24 | 2,682,764.21 | - | - | 2,682,764.21 | 4,108,646.66 |
| 82 | 6/15/2012  | 340,492,808.29 | 4.98 | 1,414,751.22 | - | - | -          | 479,567.53   | - | - | 479,567.53   | 1,894,318.74 |
| 83 | 7/15/2012  | 339,960,692.20 | 4.98 | 1,412,761.41 | - | - | -          | 532,116.09   | - | - | 532,116.09   | 1,944,877.50 |
| 84 | 8/15/2012  | 339,476,490.81 | 4.98 | 1,410,553.57 | - | - | -          | 484,201.39   | - | - | 484,201.39   | 1,894,754.96 |
| 85 | 9/15/2012  | 338,990,071.86 | 4.98 | 1,408,544.54 | - | - | -          | 486,418.95   | - | - | 486,418.95   | 1,894,963.49 |
| 86 | 10/15/2012 | 338,451,294.94 | 4.98 | 1,406,526.31 | - | - | -          | 538,776.92   | - | - | 538,776.92   | 1,945,303.23 |
| 87 | 11/15/2012 | 337,960,180.14 | 4.98 | 1,404,290.83 | - | - | -          | 491,114.81   | - | - | 491,114.81   | 1,895,405.64 |
| 88 | 12/15/2012 | 337,416,837.99 | 4.98 | 1,402,253.11 | - | - | -          | 543,342.15   | - | - | 543,342.15   | 1,945,595.26 |
| 89 | 1/15/2013  | 336,920,984.83 | 4.98 | 1,399,998.70 | - | - | -          | 495,853.16   | - | - | 495,853.16   | 1,895,853.16 |









|    |            |                |      |            |   |   |   |   |   |               |
|----|------------|----------------|------|------------|---|---|---|---|---|---------------|
| 46 | 6/15/2009  | 113,000,000.00 | 4.93 | 464,430.00 | - | - | - | - | - | 464,430.00    |
| 47 | 7/15/2009  | 113,000,000.00 | 4.93 | 464,430.00 | - | - | - | - | - | 464,430.00    |
| 48 | 8/15/2009  | 113,000,000.00 | 4.93 | 464,430.00 | - | - | - | - | - | 464,430.00    |
| 49 | 9/15/2009  | 113,000,000.00 | 4.93 | 464,430.00 | - | - | - | - | - | 464,430.00    |
| 50 | 10/15/2009 | 113,000,000.00 | 4.93 | 464,430.00 | - | - | - | - | - | 464,430.00    |
| 51 | 11/15/2009 | 113,000,000.00 | 4.93 | 464,430.00 | - | - | - | - | - | 464,430.00    |
| 52 | 12/15/2009 | 113,000,000.00 | 4.93 | 464,430.00 | - | - | - | - | - | 464,430.00    |
| 53 | 1/15/2010  | 113,000,000.00 | 4.93 | 464,430.00 | - | - | - | - | - | 464,430.00    |
| 54 | 2/15/2010  | 113,000,000.00 | 4.93 | 464,430.00 | - | - | - | - | - | 464,430.00    |
| 55 | 3/15/2010  | 113,000,000.00 | 4.93 | 464,430.00 | - | - | - | - | - | 464,430.00    |
| 56 | 4/15/2010  | 113,000,000.00 | 4.93 | 464,430.00 | - | - | - | - | - | 464,430.00    |
| 57 | 5/15/2010  | 113,000,000.00 | 4.93 | 464,430.00 | - | - | - | - | - | 464,430.00    |
| 58 | 6/15/2010  | 113,000,000.00 | 4.93 | 464,430.00 | - | - | - | - | - | 464,430.00    |
| 59 | 7/15/2010  | 113,000,000.00 | 4.93 | 464,430.00 | - | - | - | - | - | 464,430.00    |
| 60 | 8/15/2010  | 113,000,000.00 | 4.93 | 464,430.00 | - | - | - | - | - | 464,430.00    |
| 61 | 9/15/2010  | 113,000,000.00 | 4.93 | 464,430.00 | - | - | - | - | - | 464,430.00    |
| 62 | 10/15/2010 | 113,000,000.00 | 4.93 | 464,430.00 | - | - | - | - | - | 464,430.00    |
| 63 | 11/15/2010 | 113,000,000.00 | 4.93 | 464,430.00 | - | - | - | - | - | 464,430.00    |
| 64 | 12/15/2010 | 113,000,000.00 | 4.93 | 464,430.00 | - | - | - | - | - | 464,430.00    |
| 65 | 1/15/2011  | 113,000,000.00 | 4.93 | 464,430.00 | - | - | - | - | - | 464,430.00    |
| 66 | 2/15/2011  | 113,000,000.00 | 4.93 | 464,430.00 | - | - | - | - | - | 464,430.00    |
| 67 | 3/15/2011  | 113,000,000.00 | 4.93 | 464,430.00 | - | - | - | - | - | 464,430.00    |
| 68 | 4/15/2011  | 113,000,000.00 | 4.93 | 464,430.00 | - | - | - | - | - | 464,430.00    |
| 69 | 5/15/2011  | 113,000,000.00 | 4.93 | 464,430.00 | - | - | - | - | - | 464,430.00    |
| 70 | 6/15/2011  | 113,000,000.00 | 4.93 | 464,430.00 | - | - | - | - | - | 464,430.00    |
| 71 | 7/15/2011  | 113,000,000.00 | 4.93 | 464,430.00 | - | - | - | - | - | 464,430.00    |
| 72 | 8/15/2011  | 113,000,000.00 | 4.93 | 464,430.00 | - | - | - | - | - | 464,430.00    |
| 73 | 9/15/2011  | 113,000,000.00 | 4.93 | 464,430.00 | - | - | - | - | - | 464,430.00    |
| 74 | 10/15/2011 | 113,000,000.00 | 4.93 | 464,430.00 | - | - | - | - | - | 464,430.00    |
| 75 | 11/15/2011 | 110,100,842.94 | 4.93 | 464,430.00 | - | - | - | - | - | 464,430.00    |
| 76 | 12/15/2011 | 107,372,996.81 | 4.93 | 452,514.46 | - | - | - | - | - | 3,363,587.06  |
| 77 | 1/15/2012  | 104,805,777.63 | 4.93 | 441,303.02 | - | - | - | - | - | 2,899,157.06  |
| 78 | 2/15/2012  | 102,391,240.38 | 4.93 | 430,751.75 | - | - | - | - | - | 2,727,846.13  |
| 79 | 3/15/2012  | 100,124,452.13 | 4.93 | 420,828.00 | - | - | - | - | - | 2,567,219.18  |
| 80 | 4/15/2012  | 94,644,323.80  | 4.93 | 411,511.50 | - | - | - | - | - | 2,414,537.25  |
| 81 | 5/15/2012  | 54,505,255.28  | 4.93 | 388,988.17 | - | - | - | - | - | 2,266,788.25  |
| 82 | 6/15/2012  | 50,867,600.60  | 4.93 | 224,016.60 | - | - | - | - | - | 5,480,128.33  |
| 83 | 7/15/2012  | -              | 4.93 | 209,065.84 | - | - | - | - | - | 40,139,068.52 |
|    |            |                |      |            | - | - | - | - | - | 3,637,654.68  |
|    |            |                |      |            | - | - | - | - | - | 50,867,600.60 |
|    |            |                |      |            | - | - | - | - | - | 51,076,666.44 |















| 69  | 5/15/2011  | 36,014,922.60 | 4.93 | 151,994.53 | - | - | 1,011,760.71 | - | - | - | - | - | - | - | - | 1,011,760.71 | 1,163,755.24 |
|-----|------------|---------------|------|------------|---|---|--------------|---|---|---|---|---|---|---|---|--------------|--------------|
| 70  | 6/15/2011  | 35,097,015.92 | 4.93 | 147,841.26 | - | - | 917,906.68   | - | - | - | - | - | - | - | - | 917,906.68   | 1,065,747.94 |
| 71  | 7/15/2011  | 34,076,355.17 | 4.93 | 144,073.25 | - | - | 1,020,660.74 | - | - | - | - | - | - | - | - | 1,020,660.74 | 1,164,733.99 |
| 72  | 8/15/2011  | 33,149,209.04 | 4.93 | 139,883.44 | - | - | 927,146.13   | - | - | - | - | - | - | - | - | 927,146.13   | 1,067,029.57 |
| 73  | 9/15/2011  | 32,217,646.30 | 4.93 | 136,077.50 | - | - | 931,562.74   | - | - | - | - | - | - | - | - | 931,562.74   | 1,067,640.24 |
| 74  | 10/15/2011 | 31,183,706.56 | 4.93 | 132,253.44 | - | - | 1,033,939.74 | - | - | - | - | - | - | - | - | 1,033,939.74 | 1,166,193.18 |
| 75  | 11/15/2011 | 30,242,000.00 | 4.93 | 128,009.12 | - | - | 940,931.54   | - | - | - | - | - | - | - | - | 941,706.56   | 1,069,715.67 |
| 76  | 12/15/2011 | 29,199,000.00 | 4.93 | 124,143.41 | - | - | 1,038,226.96 | - | - | - | - | - | - | - | - | 1,043,000.00 | 1,167,143.41 |
| 77  | 1/15/2012  | 28,249,000.00 | 4.93 | 119,861.90 | - | - | 941,873.11   | - | - | - | - | - | - | - | - | 950,000.00   | 1,069,861.90 |
| 78  | 2/15/2012  | 27,294,000.00 | 4.93 | 115,962.15 | - | - | 942,436.52   | - | - | - | - | - | - | - | - | 955,000.00   | 1,070,962.15 |
| 79  | 3/15/2012  | 26,140,000.00 | 4.93 | 112,041.87 | - | - | 1,134,158.35 | - | - | - | - | - | - | - | - | 1,154,000.00 | 1,266,041.87 |
| 80  | 4/15/2012  | 25,175,000.00 | 4.93 | 107,304.70 | - | - | 945,080.89   | - | - | - | - | - | - | - | - | 965,000.00   | 1,072,304.70 |
| 81  | 5/15/2012  | 24,938,000.00 | 4.93 | 103,343.38 | - | - | 237,000.00   | - | - | - | - | - | - | - | - | 237,000.00   | 340,343.38   |
| 82  | 6/15/2012  | 24,701,000.00 | 4.93 | 102,370.49 | - | - | 237,000.00   | - | - | - | - | - | - | - | - | 237,000.00   | 339,370.49   |
| 83  | 7/15/2012  | 24,163,683.67 | 4.93 | 101,397.61 | - | - | 236,922.25   | - | - | - | - | - | - | - | - | 537,316.33   | 638,713.94   |
| 84  | 8/15/2012  | 22,977,479.52 | 4.93 | 99,191.92  | - | - | 903,050.28   | - | - | - | - | - | - | - | - | 1,186,204.15 | 1,285,396.07 |
| 85  | 9/15/2012  | 21,803,624.12 | 4.93 | 94,322.55  | - | - | 906,954.52   | - | - | - | - | - | - | - | - | 1,173,855.40 | 1,268,177.95 |
| 86  | 10/15/2012 | 20,553,415.39 | 4.93 | 89,503.88  | - | - | 998,669.36   | - | - | - | - | - | - | - | - | 1,250,208.74 | 1,339,712.61 |
| 87  | 11/15/2012 | 19,401,019.86 | 4.93 | 84,371.77  | - | - | 915,298.69   | - | - | - | - | - | - | - | - | 1,152,395.52 | 1,236,767.29 |
| 88  | 12/15/2012 | 18,170,853.00 | 4.93 | 79,641.19  | - | - | 1,006,720.17 | - | - | - | - | - | - | - | - | 1,230,166.86 | 1,309,808.05 |
| 89  | 1/15/2013  | 17,036,447.73 | 4.93 | 74,591.35  | - | - | 923,791.93   | - | - | - | - | - | - | - | - | 1,134,405.27 | 1,208,996.62 |
| 90  | 2/15/2013  | 15,910,048.42 | 4.93 | 69,934.62  | - | - | 927,883.98   | - | - | - | - | - | - | - | - | 1,126,399.31 | 1,196,333.93 |
| 91  | 3/15/2013  | 14,530,416.69 | 4.93 | 65,310.75  | - | - | 1,192,608.86 | - | - | - | - | - | - | - | - | 1,379,631.73 | 1,444,942.48 |
| 92  | 4/15/2013  | 13,416,717.47 | 4.93 | 59,647.36  | - | - | 937,422.88   | - | - | - | - | - | - | - | - | 1,113,699.22 | 1,173,346.58 |
| 93  | 5/15/2013  | 12,222,492.05 | 4.93 | 55,075.63  | - | - | 1,028,105.56 | - | - | - | - | - | - | - | - | 1,194,225.43 | 1,249,301.05 |
| 94  | 6/15/2013  | 11,119,649.25 | 4.93 | 50,173.33  | - | - | 946,271.30   | - | - | - | - | - | - | - | - | 1,102,842.80 | 1,153,016.13 |
| 95  | 7/15/2013  | 9,935,433.21  | 4.93 | 45,646.16  | - | - | 1,036,668.48 | - | - | - | - | - | - | - | - | 1,184,216.04 | 1,229,862.20 |
| 96  | 8/15/2013  | 8,841,117.17  | 4.93 | 40,784.95  | - | - | 955,251.99   | - | - | - | - | - | - | - | - | 1,094,316.04 | 1,135,100.99 |
| 97  | 9/15/2013  | 7,750,464.96  | 4.93 | 36,282.79  | - | - | 959,585.09   | - | - | - | - | - | - | - | - | 1,090,652.21 | 1,126,944.99 |
| 98  | 10/15/2013 | 6,577,393.77  | 4.93 | 31,815.66  | - | - | 1,049,561.59 | - | - | - | - | - | - | - | - | 1,173,071.19 | 1,204,886.85 |
| 99  | 11/15/2013 | 5,492,233.23  | 4.93 | 27,000.20  | - | - | 968,755.70   | - | - | - | - | - | - | - | - | 1,085,160.55 | 1,112,160.75 |
| 100 | 12/15/2013 | 4,324,094.02  | 4.93 | 22,545.62  | - | - | 1,058,448.59 | - | - | - | - | - | - | - | - | 1,168,139.20 | 1,190,684.82 |
| 101 | 1/15/2014  | 3,242,664.91  | 4.93 | 17,750.41  | - | - | 978,050.38   | - | - | - | - | - | - | - | - | 1,081,429.12 | 1,099,179.52 |
| 102 | 2/15/2014  | 2,162,695.99  | 4.93 | 13,311.14  | - | - | 982,539.79   | - | - | - | - | - | - | - | - | 1,079,968.92 | 1,093,280.06 |
| 103 | 3/15/2014  | 829,596.77    | 4.93 | 8,877.87   | - | - | 1,241,321.23 | - | - | - | - | - | - | - | - | 1,333,099.21 | 1,341,977.08 |
| 104 | 4/15/2014  | -             | 4.93 | 3,405.49   | - | - | 829,596.77   | - | - | - | - | - | - | - | - | 829,596.77   | 833,002.27   |

| Payment Date | Pass Thru Rate | Balance       | Interest      | Cum. Int. Shortfalls | Chg. Int. Shortfalls | Principal Scheduled Principal | Prepay        | Losses | Cum. Net Losses | Total Principal | Total Cashflow |
|--------------|----------------|---------------|---------------|----------------------|----------------------|-------------------------------|---------------|--------|-----------------|-----------------|----------------|
| Grand Totals |                | 93,335,000.00 | 46,621,327.33 | -                    | -                    | 81,399,630.49                 | 11,935,169.51 | -      | -               | 93,335,000.00   | 139,956,327.33 |
| 1            | 9/15/2005      | 93,335,000.00 | 5.06          | -                    | -                    | -                             | -             | -      | -               | -               | 393,173.69     |
| 2            | 10/15/2005     | 93,335,000.00 | 5.06          | -                    | -                    | -                             | -             | -      | -               | -               | 393,173.69     |
| 3            | 11/15/2005     | 93,335,000.00 | 5.06          | -                    | -                    | -                             | -             | -      | -               | -               | 393,173.69     |
| 4            | 12/15/2005     | 93,335,000.00 | 5.06          | -                    | -                    | -                             | -             | -      | -               | -               | 393,173.69     |
| 5            | 1/15/2006      | 93,335,000.00 | 5.06          | -                    | -                    | -                             | -             | -      | -               | -               | 393,173.69     |
| 6            | 2/15/2006      | 93,335,000.00 | 5.06          | -                    | -                    | -                             | -             | -      | -               | -               | 393,173.69     |
| 7            | 3/15/2006      | 93,335,000.00 | 5.06          | -                    | -                    | -                             | -             | -      | -               | -               | 393,173.69     |
| 8            | 4/15/2006      | 93,335,000.00 | 5.06          | -                    | -                    | -                             | -             | -      | -               | -               | 393,173.69     |

CSFBRED-2005C4-V2.3 AJ  
Tranche Cashflow Table(Speeds Start after YMP Inc. Prepay Penalties)  
Current Balance \$93,335,000 Gross WAC 7.24  
Pass-Thru Rate 5.055 Current WAM 333.00  
Accrued Days / D 23 / 14 Settlement 08/24/2005  
Factor Date 08/25/2005  
Prepayments: 50.0% CPR



|     |            |               |      |            |   |               |   |   |   |   |               |
|-----|------------|---------------|------|------------|---|---------------|---|---|---|---|---------------|
| 66  | 2/15/2011  | 93,335,000.00 | 5.06 | 393,173.69 | - | -             | - | - | - | - | 393,173.69    |
| 67  | 3/15/2011  | 93,335,000.00 | 5.06 | 393,173.69 | - | -             | - | - | - | - | 393,173.69    |
| 68  | 4/15/2011  | 93,335,000.00 | 5.06 | 393,173.69 | - | -             | - | - | - | - | 393,173.69    |
| 69  | 5/15/2011  | 93,335,000.00 | 5.06 | 393,173.69 | - | -             | - | - | - | - | 393,173.69    |
| 70  | 6/15/2011  | 93,335,000.00 | 5.06 | 393,173.69 | - | -             | - | - | - | - | 393,173.69    |
| 71  | 7/15/2011  | 93,335,000.00 | 5.06 | 393,173.69 | - | -             | - | - | - | - | 393,173.69    |
| 72  | 8/15/2011  | 93,335,000.00 | 5.06 | 393,173.69 | - | -             | - | - | - | - | 393,173.69    |
| 73  | 9/15/2011  | 93,335,000.00 | 5.06 | 393,173.69 | - | -             | - | - | - | - | 393,173.69    |
| 74  | 10/15/2011 | 93,335,000.00 | 5.06 | 393,173.69 | - | -             | - | - | - | - | 393,173.69    |
| 75  | 11/15/2011 | 93,335,000.00 | 5.06 | 393,173.69 | - | -             | - | - | - | - | 393,173.69    |
| 76  | 12/15/2011 | 93,335,000.00 | 5.06 | 393,173.69 | - | -             | - | - | - | - | 393,173.69    |
| 77  | 1/15/2012  | 93,335,000.00 | 5.06 | 393,173.69 | - | -             | - | - | - | - | 393,173.69    |
| 78  | 2/15/2012  | 93,335,000.00 | 5.06 | 393,173.69 | - | -             | - | - | - | - | 393,173.69    |
| 79  | 3/15/2012  | 93,335,000.00 | 5.06 | 393,173.69 | - | -             | - | - | - | - | 393,173.69    |
| 80  | 4/15/2012  | 93,335,000.00 | 5.06 | 393,173.69 | - | -             | - | - | - | - | 393,173.69    |
| 81  | 5/15/2012  | 93,335,000.00 | 5.06 | 393,173.69 | - | -             | - | - | - | - | 393,173.69    |
| 82  | 6/15/2012  | 93,335,000.00 | 5.06 | 393,173.69 | - | -             | - | - | - | - | 393,173.69    |
| 83  | 7/15/2012  | 93,335,000.00 | 5.06 | 393,173.69 | - | -             | - | - | - | - | 393,173.69    |
| 84  | 8/15/2012  | 93,335,000.00 | 5.06 | 393,173.69 | - | -             | - | - | - | - | 393,173.69    |
| 85  | 9/15/2012  | 93,335,000.00 | 5.06 | 393,173.69 | - | -             | - | - | - | - | 393,173.69    |
| 86  | 10/15/2012 | 93,335,000.00 | 5.06 | 393,173.69 | - | -             | - | - | - | - | 393,173.69    |
| 87  | 11/15/2012 | 93,335,000.00 | 5.06 | 393,173.69 | - | -             | - | - | - | - | 393,173.69    |
| 88  | 12/15/2012 | 93,335,000.00 | 5.06 | 393,173.69 | - | -             | - | - | - | - | 393,173.69    |
| 89  | 1/15/2013  | 93,335,000.00 | 5.06 | 393,173.69 | - | -             | - | - | - | - | 393,173.69    |
| 90  | 2/15/2013  | 93,335,000.00 | 5.06 | 393,173.69 | - | -             | - | - | - | - | 393,173.69    |
| 91  | 3/15/2013  | 93,335,000.00 | 5.06 | 393,173.69 | - | -             | - | - | - | - | 393,173.69    |
| 92  | 4/15/2013  | 93,335,000.00 | 5.06 | 393,173.69 | - | -             | - | - | - | - | 393,173.69    |
| 93  | 5/15/2013  | 93,335,000.00 | 5.06 | 393,173.69 | - | -             | - | - | - | - | 393,173.69    |
| 94  | 6/15/2013  | 93,335,000.00 | 5.06 | 393,173.69 | - | -             | - | - | - | - | 393,173.69    |
| 95  | 7/15/2013  | 93,335,000.00 | 5.06 | 393,173.69 | - | -             | - | - | - | - | 393,173.69    |
| 96  | 8/15/2013  | 93,335,000.00 | 5.06 | 393,173.69 | - | -             | - | - | - | - | 393,173.69    |
| 97  | 9/15/2013  | 93,335,000.00 | 5.06 | 393,173.69 | - | -             | - | - | - | - | 393,173.69    |
| 98  | 10/15/2013 | 93,335,000.00 | 5.06 | 393,173.69 | - | -             | - | - | - | - | 393,173.69    |
| 99  | 11/15/2013 | 93,335,000.00 | 5.06 | 393,173.69 | - | -             | - | - | - | - | 393,173.69    |
| 100 | 12/15/2013 | 93,335,000.00 | 5.06 | 393,173.69 | - | -             | - | - | - | - | 393,173.69    |
| 101 | 1/15/2014  | 93,335,000.00 | 5.06 | 393,173.69 | - | -             | - | - | - | - | 393,173.69    |
| 102 | 2/15/2014  | 93,335,000.00 | 5.06 | 393,173.69 | - | -             | - | - | - | - | 393,173.69    |
| 103 | 3/15/2014  | 93,335,000.00 | 5.06 | 393,173.69 | - | -             | - | - | - | - | 393,173.69    |
| 104 | 4/15/2014  | 93,335,000.00 | 5.06 | 393,173.69 | - | -             | - | - | - | - | 393,173.69    |
| 105 | 5/15/2014  | 93,335,000.00 | 5.06 | 393,173.69 | - | -             | - | - | - | - | 393,173.69    |
| 106 | 6/15/2014  | 93,335,000.00 | 5.06 | 393,173.69 | - | -             | - | - | - | - | 393,173.69    |
| 107 | 7/15/2014  | 93,335,000.00 | 5.06 | 393,173.69 | - | -             | - | - | - | - | 393,173.69    |
| 108 | 8/15/2014  | 93,335,000.00 | 5.06 | 393,173.69 | - | -             | - | - | - | - | 393,173.69    |
| 109 | 9/15/2014  | 93,335,000.00 | 5.06 | 393,173.69 | - | -             | - | - | - | - | 393,173.69    |
| 110 | 10/15/2014 | 93,335,000.00 | 5.06 | 393,173.69 | - | -             | - | - | - | - | 393,173.69    |
| 111 | 11/15/2014 | 93,335,000.00 | 5.06 | 393,173.69 | - | -             | - | - | - | - | 393,173.69    |
| 112 | 12/15/2014 | 93,335,000.00 | 5.06 | 393,173.69 | - | -             | - | - | - | - | 393,173.69    |
| 113 | 1/15/2015  | 93,335,000.00 | 5.06 | 393,173.69 | - | -             | - | - | - | - | 393,173.69    |
| 114 | 2/15/2015  | 93,335,000.00 | 5.06 | 393,173.69 | - | -             | - | - | - | - | 393,173.69    |
| 115 | 3/15/2015  | 93,335,000.00 | 5.06 | 393,173.69 | - | -             | - | - | - | - | 393,173.69    |
| 116 | 4/15/2015  | 93,335,000.00 | 5.06 | 393,173.69 | - | -             | - | - | - | - | 393,173.69    |
| 117 | 5/15/2015  | 93,335,000.00 | 5.06 | 393,173.69 | - | -             | - | - | - | - | 393,173.69    |
| 118 | 6/15/2015  | 53,847,408.90 | 5.06 | 393,173.69 | - | -             | - | - | - | - | 393,173.69    |
| 119 | 7/15/2015  | -             | 5.06 | 226,832.21 | - | -             | - | - | - | - | 226,832.21    |
|     |            |               |      |            |   | 27,552,421.59 |   |   |   |   | 27,552,421.59 |
|     |            |               |      |            |   | 53,847,408.90 |   |   |   |   | 53,847,408.90 |
|     |            |               |      |            |   | 11,935,169.51 |   |   |   |   | 11,935,169.51 |
|     |            |               |      |            |   | 39,487,591.10 |   |   |   |   | 39,487,591.10 |
|     |            |               |      |            |   | 39,880,764.79 |   |   |   |   | 39,880,764.79 |
|     |            |               |      |            |   | 54,074,241.11 |   |   |   |   | 54,074,241.11 |





|     |            |               |      |            |   |   |   |   |   |   |   |   |   |   |   |   |   |   |   |            |
|-----|------------|---------------|------|------------|---|---|---|---|---|---|---|---|---|---|---|---|---|---|---|------------|
| 104 | 4/15/2014  | 23,334,000.00 | 5.16 | 100,413.98 | - | - | - | - | - | - | - | - | - | - | - | - | - | - | - | 100,413.98 |
| 105 | 5/15/2014  | 23,334,000.00 | 5.16 | 100,413.98 | - | - | - | - | - | - | - | - | - | - | - | - | - | - | - | 100,413.98 |
| 106 | 6/15/2014  | 23,334,000.00 | 5.16 | 100,413.98 | - | - | - | - | - | - | - | - | - | - | - | - | - | - | - | 100,413.98 |
| 107 | 7/15/2014  | 23,334,000.00 | 5.16 | 100,413.98 | - | - | - | - | - | - | - | - | - | - | - | - | - | - | - | 100,413.98 |
| 108 | 8/15/2014  | 23,334,000.00 | 5.16 | 100,413.98 | - | - | - | - | - | - | - | - | - | - | - | - | - | - | - | 100,413.98 |
| 109 | 9/15/2014  | 23,334,000.00 | 5.16 | 100,413.98 | - | - | - | - | - | - | - | - | - | - | - | - | - | - | - | 100,413.98 |
| 110 | 10/15/2014 | 23,334,000.00 | 5.16 | 100,413.98 | - | - | - | - | - | - | - | - | - | - | - | - | - | - | - | 100,413.98 |
| 111 | 11/15/2014 | 23,334,000.00 | 5.16 | 100,413.98 | - | - | - | - | - | - | - | - | - | - | - | - | - | - | - | 100,413.98 |
| 112 | 12/15/2014 | 23,334,000.00 | 5.16 | 100,413.98 | - | - | - | - | - | - | - | - | - | - | - | - | - | - | - | 100,413.98 |
| 113 | 1/15/2015  | 23,334,000.00 | 5.16 | 100,413.98 | - | - | - | - | - | - | - | - | - | - | - | - | - | - | - | 100,413.98 |
| 114 | 2/15/2015  | 23,334,000.00 | 5.16 | 100,413.98 | - | - | - | - | - | - | - | - | - | - | - | - | - | - | - | 100,413.98 |
| 115 | 3/15/2015  | 23,334,000.00 | 5.16 | 100,413.98 | - | - | - | - | - | - | - | - | - | - | - | - | - | - | - | 100,413.98 |
| 116 | 4/15/2015  | 23,334,000.00 | 5.16 | 100,413.98 | - | - | - | - | - | - | - | - | - | - | - | - | - | - | - | 100,413.98 |
| 117 | 5/15/2015  | 23,334,000.00 | 5.16 | 100,413.98 | - | - | - | - | - | - | - | - | - | - | - | - | - | - | - | 100,413.98 |
| 118 | 6/15/2015  | 23,334,000.00 | 5.16 | 100,413.98 | - | - | - | - | - | - | - | - | - | - | - | - | - | - | - | 100,413.98 |
| 119 | 7/15/2015  | -             | 5.16 | 100,413.98 | - | - | - | - | - | - | - | - | - | - | - | - | - | - | - | 100,413.98 |

| Payment Date | Balance       | Pass Thru Rate | Interest     | Cum. Int. Shortfalls | Chg. Int. Shortfalls | Principal Scheduled Principal | Prepay | Losses | Cum. Net Losses | Total Principal | Total Cashflow |
|--------------|---------------|----------------|--------------|----------------------|----------------------|-------------------------------|--------|--------|-----------------|-----------------|----------------|
| Grand Totals | 13,333,000.00 |                | 6,866,128.34 | -                    | -                    | 13,333,000.00                 | -      | -      | -               | 13,333,000.00   | 20,199,128.34  |
| 1            | 9/15/2005     |                | 5.19         | -                    | -                    | -                             | -      | -      | -               | -               | 57,698.56      |
| 2            | 10/15/2005    |                | 5.19         | -                    | -                    | -                             | -      | -      | -               | -               | 57,698.56      |
| 3            | 11/15/2005    |                | 5.19         | -                    | -                    | -                             | -      | -      | -               | -               | 57,698.56      |
| 4            | 12/15/2005    |                | 5.19         | -                    | -                    | -                             | -      | -      | -               | -               | 57,698.56      |
| 5            | 1/15/2006     |                | 5.19         | -                    | -                    | -                             | -      | -      | -               | -               | 57,698.56      |
| 6            | 2/15/2006     |                | 5.19         | -                    | -                    | -                             | -      | -      | -               | -               | 57,698.56      |
| 7            | 3/15/2006     |                | 5.19         | -                    | -                    | -                             | -      | -      | -               | -               | 57,698.56      |
| 8            | 4/15/2006     |                | 5.19         | -                    | -                    | -                             | -      | -      | -               | -               | 57,698.56      |
| 9            | 5/15/2006     |                | 5.19         | -                    | -                    | -                             | -      | -      | -               | -               | 57,698.56      |
| 10           | 6/15/2006     |                | 5.19         | -                    | -                    | -                             | -      | -      | -               | -               | 57,698.56      |
| 11           | 7/15/2006     |                | 5.19         | -                    | -                    | -                             | -      | -      | -               | -               | 57,698.56      |
| 12           | 8/15/2006     |                | 5.19         | -                    | -                    | -                             | -      | -      | -               | -               | 57,698.56      |
| 13           | 9/15/2006     |                | 5.19         | -                    | -                    | -                             | -      | -      | -               | -               | 57,698.56      |
| 14           | 10/15/2006    |                | 5.19         | -                    | -                    | -                             | -      | -      | -               | -               | 57,698.56      |
| 15           | 11/15/2006    |                | 5.19         | -                    | -                    | -                             | -      | -      | -               | -               | 57,698.56      |
| 16           | 12/15/2006    |                | 5.19         | -                    | -                    | -                             | -      | -      | -               | -               | 57,698.56      |
| 17           | 1/15/2007     |                | 5.19         | -                    | -                    | -                             | -      | -      | -               | -               | 57,698.56      |
| 18           | 2/15/2007     |                | 5.19         | -                    | -                    | -                             | -      | -      | -               | -               | 57,698.56      |
| 19           | 3/15/2007     |                | 5.19         | -                    | -                    | -                             | -      | -      | -               | -               | 57,698.56      |
| 20           | 4/15/2007     |                | 5.19         | -                    | -                    | -                             | -      | -      | -               | -               | 57,698.56      |
| 21           | 5/15/2007     |                | 5.19         | -                    | -                    | -                             | -      | -      | -               | -               | 57,698.56      |
| 22           | 6/15/2007     |                | 5.19         | -                    | -                    | -                             | -      | -      | -               | -               | 57,698.56      |
| 23           | 7/15/2007     |                | 5.19         | -                    | -                    | -                             | -      | -      | -               | -               | 57,698.56      |
| 24           | 8/15/2007     |                | 5.19         | -                    | -                    | -                             | -      | -      | -               | -               | 57,698.56      |
| 25           | 9/15/2007     |                | 5.19         | -                    | -                    | -                             | -      | -      | -               | -               | 57,698.56      |
| 26           | 10/15/2007    |                | 5.19         | -                    | -                    | -                             | -      | -      | -               | -               | 57,698.56      |
| 27           | 11/15/2007    |                | 5.19         | -                    | -                    | -                             | -      | -      | -               | -               | 57,698.56      |
| 28           | 12/15/2007    |                | 5.19         | -                    | -                    | -                             | -      | -      | -               | -               | 57,698.56      |

CSFBRED-2005C4-V2.3 C  
Tranche Cashflow Table(Speeds Start after YMP Inc. Prepay Penalties)  
Current Balance \$13,333,000 Gross WAC 7.24  
Pass-Thru Rate 5.193 Current WAM 333.00  
Accrued Days / D 23 / 14 Settlement 08/24/2005  
Factor Date 08/25/2005  
Prepayments: 50.0% CPR











|     |            |               |      |            |   |   |   |   |               |               |
|-----|------------|---------------|------|------------|---|---|---|---|---------------|---------------|
| 103 | 3/15/2014  | 23,334,000.00 | 5.28 | 102,727.93 | - | - | - | - | -             | 102,727.93    |
| 104 | 4/15/2014  | 23,334,000.00 | 5.28 | 102,727.93 | - | - | - | - | -             | 102,727.93    |
| 105 | 5/15/2014  | 23,334,000.00 | 5.28 | 102,727.93 | - | - | - | - | -             | 102,727.93    |
| 106 | 6/15/2014  | 23,334,000.00 | 5.28 | 102,727.93 | - | - | - | - | -             | 102,727.93    |
| 107 | 7/15/2014  | 23,334,000.00 | 5.28 | 102,727.93 | - | - | - | - | -             | 102,727.93    |
| 108 | 8/15/2014  | 23,334,000.00 | 5.27 | 102,727.93 | - | - | - | - | -             | 102,727.93    |
| 109 | 9/15/2014  | 23,334,000.00 | 5.28 | 102,508.57 | - | - | - | - | -             | 102,508.57    |
| 110 | 10/15/2014 | 23,334,000.00 | 5.27 | 102,727.93 | - | - | - | - | -             | 102,727.93    |
| 111 | 11/15/2014 | 23,334,000.00 | 5.27 | 102,491.39 | - | - | - | - | -             | 102,491.39    |
| 112 | 12/15/2014 | 23,334,000.00 | 5.27 | 102,479.46 | - | - | - | - | -             | 102,479.46    |
| 113 | 1/15/2015  | 23,334,000.00 | 5.28 | 102,473.17 | - | - | - | - | -             | 102,473.17    |
| 114 | 2/15/2015  | 23,334,000.00 | 5.28 | 102,610.79 | - | - | - | - | -             | 102,610.79    |
| 115 | 3/15/2015  | 23,334,000.00 | 5.26 | 102,727.93 | - | - | - | - | -             | 102,727.93    |
| 116 | 4/15/2015  | 23,334,000.00 | 5.28 | 102,240.73 | - | - | - | - | -             | 102,240.73    |
| 117 | 5/15/2015  | 23,334,000.00 | 5.23 | 102,727.93 | - | - | - | - | -             | 102,727.93    |
| 118 | 6/15/2015  | 23,334,000.00 | 5.28 | 101,615.95 | - | - | - | - | -             | 101,615.95    |
| 119 | 7/15/2015  | -             | -    | -          | - | - | - | - | 23,334,000.00 | 23,435,615.95 |

CSFBRED-2005C4-V2.3 A1  
 Tranche Cashflow Table(Speeds Start after YMP Inc. Prepay Penalties)  
 Current Balance \$39,000,000 Gross WAC 7.24  
 Pass-Thru Rate 4.605 Current WAM Settlement 333.00  
 Accrued Days / D 23 / 14 Factor Date 08/24/2005 08/25/2005  
**Prepayments: 100.0% CPR**

The analyses, calculations, and valuations herein are based on certain assumptions and data provided by third parties which may vary from the actual characteristics of the pool. Credit Suisse First Boston LLC makes no representation that such analyses or calculations are accurate or that such valuations represent levels where actual trades may occur. Investors should rely on the information contained in or filed in connection with the prospectus / prospectus supplement.

| Payment Date | Balance       | Pass Thru Rate | Interest     | Cum. Int. Shortfalls | Chg. Int. Shortfalls | Principal Scheduled Principal | Prepay       | Losses | Cum. Net Losses | Total Principal | Total Cashflow |
|--------------|---------------|----------------|--------------|----------------------|----------------------|-------------------------------|--------------|--------|-----------------|-----------------|----------------|
| Grand Totals | 39,000,000.00 | 4.61           | 4,817,448.18 | -                    | -                    | 34,062,617.73                 | 4,937,382.27 | -      | -               | 39,000,000.00   | 43,817,448.18  |
| 1            | 9/15/2005     | 38,581,236.08  | 4.61         | 149,662.50           | -                    | 418,763.92                    | -            | -      | -               | 418,763.92      | 568,426.42     |
| 2            | 10/15/2005    | 38,095,986.97  | 4.61         | 148,055.49           | -                    | 485,249.10                    | -            | -      | -               | 485,249.10      | 633,304.60     |
| 3            | 11/15/2005    | 37,672,856.62  | 4.61         | 146,193.35           | -                    | 423,130.35                    | -            | -      | -               | 423,130.35      | 569,323.70     |
| 4            | 12/15/2005    | 37,183,361.34  | 4.61         | 144,569.59           | -                    | 489,495.28                    | -            | -      | -               | 489,495.28      | 634,064.86     |
| 5            | 1/15/2006     | 36,755,822.58  | 4.61         | 142,691.15           | -                    | 427,538.76                    | -            | -      | -               | 427,538.76      | 570,229.91     |
| 6            | 2/15/2006     | 36,326,221.67  | 4.61         | 141,050.47           | -                    | 429,600.91                    | -            | -      | -               | 429,600.91      | 570,651.38     |
| 7            | 3/15/2006     | 35,702,205.02  | 4.61         | 139,401.88           | -                    | 624,016.66                    | -            | -      | -               | 624,016.66      | 763,418.53     |
| 8            | 4/15/2006     | 35,267,501.22  | 4.61         | 137,007.21           | -                    | 434,703.80                    | -            | -      | -               | 434,703.80      | 571,711.01     |
| 9            | 5/15/2006     | 34,766,751.18  | 4.61         | 135,339.04           | -                    | 500,750.04                    | -            | -      | -               | 500,750.04      | 636,089.07     |
| 10           | 6/15/2006     | 34,327,527.58  | 4.61         | 133,417.41           | -                    | 439,223.60                    | -            | -      | -               | 439,223.60      | 572,641.01     |
| 11           | 7/15/2006     | 33,797,092.07  | 4.61         | 131,731.89           | -                    | 530,435.51                    | -            | -      | -               | 530,435.51      | 662,167.40     |
| 12           | 8/15/2006     | 33,327,554.58  | 4.61         | 129,696.34           | -                    | 469,537.49                    | -            | -      | -               | 469,537.49      | 599,233.83     |
| 13           | 9/15/2006     | 32,855,759.16  | 4.61         | 127,894.49           | -                    | 471,795.41                    | -            | -      | -               | 471,795.41      | 599,689.91     |
| 14           | 10/15/2006    | 32,310,591.44  | 4.61         | 126,083.98           | -                    | 545,167.72                    | -            | -      | -               | 545,167.72      | 671,251.69     |
| 15           | 11/15/2006    | 31,830,434.50  | 4.61         | 123,991.89           | -                    | 480,156.94                    | -            | -      | -               | 480,156.94      | 604,148.83     |
| 16           | 12/15/2006    | 31,280,489.78  | 4.61         | 122,149.29           | -                    | 549,944.72                    | -            | -      | -               | 549,944.72      | 672,094.01     |
| 17           | 1/15/2007     | 30,791,420.50  | 4.61         | 120,038.88           | -                    | 489,069.28                    | -            | -      | -               | 489,069.28      | 609,108.16     |
| 18           | 2/15/2007     | 30,300,000.19  | 4.61         | 118,162.08           | -                    | 491,420.31                    | -            | -      | -               | 491,420.31      | 609,582.39     |
| 19           | 3/15/2007     | 29,602,645.69  | 4.61         | 116,276.25           | -                    | 697,354.50                    | -            | -      | -               | 697,354.50      | 813,630.75     |
| 20           | 4/15/2007     | 29,090,249.50  | 4.61         | 113,600.15           | -                    | 512,396.19                    | -            | -      | -               | 512,396.19      | 625,996.34     |
| 21           | 5/15/2007     | 28,503,539.02  | 4.61         | 111,633.83           | -                    | 586,710.48                    | -            | -      | -               | 586,710.48      | 698,344.32     |
| 22           | 6/15/2007     | 27,970,547.88  | 4.61         | 109,382.33           | -                    | 532,991.13                    | -            | -      | -               | 532,991.13      | 642,373.46     |
| 23           | 7/15/2007     | 27,280,746.47  | 4.61         | 107,336.98           | -                    | 689,801.41                    | -            | -      | -               | 689,801.41      | 797,138.39     |
| 24           | 8/15/2007     | 26,665,560.59  | 4.61         | 104,688.86           | -                    | 615,185.88                    | -            | -      | -               | 615,185.88      | 719,875.74     |
| 25           | 9/15/2007     | 26,047,432.48  | 4.61         | 102,329.09           | -                    | 618,128.12                    | -            | -      | -               | 618,128.12      | 720,457.20     |
| 26           | 10/15/2007    | 25,342,571.24  | 4.61         | 99,957.02            | -                    | 704,861.24                    | -            | -      | -               | 704,861.24      | 804,818.26     |
| 27           | 11/15/2007    | 24,718,108.82  | 4.61         | 97,252.12            | -                    | 624,462.42                    | -            | -      | -               | 624,462.42      | 721,714.54     |
| 28           | 12/15/2007    | 24,007,088.03  | 4.61         | 94,855.74            | -                    | 711,020.79                    | -            | -      | -               | 711,020.79      | 805,876.54     |
| 29           | 1/15/2008     | 23,376,231.00  | 4.61         | 92,127.20            | -                    | 630,857.02                    | -            | -      | -               | 630,857.02      | 722,984.22     |
| 30           | 2/15/2008     | 22,742,356.13  | 4.61         | 89,706.29            | -                    | 633,874.87                    | -            | -      | -               | 633,874.87      | 723,581.16     |
| 31           | 3/15/2008     | 21,938,916.28  | 4.61         | 87,273.79            | -                    | 803,439.85                    | -            | -      | -               | 803,439.85      | 890,713.64     |
| 32           | 4/15/2008     | 21,298,152.47  | 4.61         | 84,190.59            | -                    | 640,763.80                    | -            | -      | -               | 640,763.80      | 724,954.40     |
| 33           | 5/15/2008     | 20,570,338.45  | 4.61         | 81,731.66            | -                    | 727,814.02                    | -            | -      | -               | 727,814.02      | 809,545.68     |
| 34           | 6/15/2008     | 19,922,252.90  | 4.61         | 78,938.67            | -                    | 648,085.55                    | -            | -      | -               | 648,085.55      | 727,024.22     |
| 35           | 7/15/2008     | 19,185,840.68  | 4.61         | 76,451.65            | -                    | 736,412.22                    | -            | -      | -               | 736,412.22      | 812,863.87     |
| 36           | 8/15/2008     | 18,459,913.19  | 4.61         | 73,625.66            | -                    | 725,927.48                    | -            | -      | -               | 725,927.48      | 799,553.15     |
| 37           | 9/15/2008     | 17,730,534.87  | 4.61         | 70,839.92            | -                    | 729,378.33                    | -            | -      | -               | 729,378.33      | 800,218.24     |
| 38           | 10/15/2008    | 16,904,935.13  | 4.61         | 68,040.93            | -                    | 825,599.73                    | -            | -      | -               | 825,599.73      | 893,640.66     |
| 39           | 11/15/2008    | 16,168,158.33  | 4.61         | 64,872.69            | -                    | 736,776.81                    | -            | -      | -               | 736,776.81      | 801,649.50     |
| 40           | 12/15/2008    | 15,335,364.44  | 4.61         | 62,045.31            | -                    | 832,793.88                    | -            | -      | -               | 832,793.88      | 894,839.19     |
| 41           | 1/15/2009     | 14,591,119.18  | 4.61         | 58,849.46            | -                    | 744,245.27                    | -            | -      | -               | 744,245.27      | 803,094.73     |
| 42           | 2/15/2009     | 13,843,335.24  | 4.61         | 55,993.42            | -                    | 747,783.94                    | -            | -      | -               | 747,783.94      | 803,777.36     |
| 43           | 3/15/2009     | 12,815,523.32  | 4.61         | 53,123.80            | -                    | 1,027,811.92                  | -            | -      | -               | 1,027,811.92    | 1,080,935.72   |

|    |            |               |      |           |   |   |            |   |              |              |   |   |              |
|----|------------|---------------|------|-----------|---|---|------------|---|--------------|--------------|---|---|--------------|
| 44 | 4/15/2009  | 12,059,278.32 | 4.61 | 49,179.57 | - | - | 756,245.00 | - | -            | 756,245.00   | - | - | 805,424.57   |
| 45 | 5/15/2009  | 11,207,553.84 | 4.61 | 46,277.48 | - | - | 851,724.48 | - | -            | 851,724.48   | - | - | 898,001.96   |
| 46 | 6/15/2009  | 10,443,656.11 | 4.61 | 43,008.99 | - | - | 763,897.73 | - | -            | 763,897.73   | - | - | 806,906.71   |
| 47 | 7/15/2009  | 6,052,775.50  | 4.61 | 40,077.53 | - | - | 859,165.87 | - | 3,531,714.74 | 4,390,880.61 | - | - | 4,430,958.14 |
| 48 | 8/15/2009  | 3,880,162.28  | 4.61 | 23,227.53 | - | - | 766,945.69 | - | 1,405,667.53 | 2,172,613.22 | - | - | 2,195,840.74 |
| 49 | 9/15/2009  | 3,111,419.43  | 4.61 | 14,890.12 | - | - | 768,742.85 | - | -            | 768,742.85   | - | - | 783,632.97   |
| 50 | 10/15/2009 | 2,248,491.68  | 4.61 | 11,940.07 | - | - | 862,927.75 | - | -            | 862,927.75   | - | - | 874,867.82   |
| 51 | 11/15/2009 | 1,471,980.31  | 4.61 | 8,628.59  | - | - | 776,511.37 | - | -            | 776,511.37   | - | - | 785,139.95   |
| 52 | 12/15/2009 | 601,498.56    | 4.61 | 5,648.72  | - | - | 870,481.75 | - | -            | 870,481.75   | - | - | 876,130.48   |
| 53 | 1/15/2010  | -             | 4.61 | 2,308.25  | - | - | 601,498.56 | - | -            | 601,498.56   | - | - | 603,806.81   |

CSFBRED-2005C4-V2.3 A1A  
Tranche Cashflow Table(Speeds Start after YMP Inc. Prepay Penalties)  
Current Balance \$377,179,000 Gross WAC 7.24  
Pass-Thru Rate 4.979 Current WAM 333.00  
Accrued Days / D 23 / 14 Settlement 08/24/2005  
Factor Date 08/25/2005

Prepayments: 100.0% CPR

| Payment Date | Balance        | Pass Thru Rate | Interest       | Cum. Int. Shortfalls | Chg. Int. Shortfalls | Principal Scheduled | Prepay         | Losses | Cum. Net Losses | Total Principal | Total Cashflow |
|--------------|----------------|----------------|----------------|----------------------|----------------------|---------------------|----------------|--------|-----------------|-----------------|----------------|
| Grand Totals | 377,179,000.00 | 4.98           | 169,709,624.91 | -                    | -                    | 44,099,582.03       | 333,079,417.97 | -      | -               | 377,179,000.00  | 546,888,624.91 |
| 1            | 9/15/2005      | 377,040,990.12 | 4.98           | 1,564,976.53         | -                    | 138,009.88          | -              | -      | -               | 138,009.88      | 1,702,988.42   |
| 2            | 10/15/2005     | 376,882,118.43 | 4.98           | 1,564,405.91         | -                    | 158,871.68          | -              | -      | -               | 158,871.68      | 1,723,277.59   |
| 3            | 11/15/2005     | 376,742,749.24 | 4.98           | 1,563,746.72         | -                    | 139,369.20          | -              | -      | -               | 139,369.20      | 1,703,115.92   |
| 4            | 12/15/2005     | 376,582,556.05 | 4.98           | 1,563,168.46         | -                    | 160,193.19          | -              | -      | -               | 160,193.19      | 1,723,361.65   |
| 5            | 1/15/2006      | 376,441,815.23 | 4.98           | 1,562,503.79         | -                    | 140,740.82          | -              | -      | -               | 140,740.82      | 1,703,244.61   |
| 6            | 2/15/2006      | 376,300,430.19 | 4.98           | 1,561,919.63         | -                    | 141,365.04          | -              | -      | -               | 141,365.04      | 1,703,304.87   |
| 7            | 3/15/2006      | 376,098,035.74 | 4.98           | 1,561,333.20         | -                    | 202,394.45          | -              | -      | -               | 202,394.45      | 1,763,727.66   |
| 8            | 4/15/2006      | 375,955,075.72 | 4.98           | 1,560,493.43         | -                    | 142,960.02          | -              | -      | -               | 142,960.02      | 1,703,453.45   |
| 9            | 5/15/2006      | 375,791,391.58 | 4.98           | 1,559,900.27         | -                    | 163,684.14          | -              | -      | -               | 163,684.14      | 1,723,584.41   |
| 10           | 6/15/2006      | 375,647,027.42 | 4.98           | 1,559,221.12         | -                    | 144,364.16          | -              | -      | -               | 144,364.16      | 1,703,585.28   |
| 11           | 7/15/2006      | 375,478,971.28 | 4.98           | 1,558,622.12         | -                    | 168,056.14          | -              | -      | -               | 168,056.14      | 1,726,678.26   |
| 12           | 8/15/2006      | 375,330,607.46 | 4.98           | 1,557,924.83         | -                    | 148,363.82          | -              | -      | -               | 148,363.82      | 1,706,288.65   |
| 13           | 9/15/2006      | 375,181,563.78 | 4.98           | 1,557,309.25         | -                    | 149,043.68          | -              | -      | -               | 149,043.68      | 1,706,352.93   |
| 14           | 10/15/2006     | 375,011,443.05 | 4.98           | 1,556,690.84         | -                    | 170,120.73          | -              | -      | -               | 170,120.73      | 1,726,811.56   |
| 15           | 11/15/2006     | 374,859,696.24 | 4.98           | 1,555,984.98         | -                    | 151,746.81          | -              | -      | -               | 151,746.81      | 1,707,731.79   |
| 16           | 12/15/2006     | 374,686,670.17 | 4.98           | 1,555,355.36         | -                    | 173,026.08          | -              | -      | -               | 173,026.08      | 1,728,381.43   |
| 17           | 1/15/2007      | 374,533,433.28 | 4.98           | 1,554,637.44         | -                    | 153,236.89          | -              | -      | -               | 153,236.89      | 1,707,874.33   |
| 18           | 2/15/2007      | 374,379,493.54 | 4.98           | 1,554,001.64         | -                    | 153,939.74          | -              | -      | -               | 153,939.74      | 1,707,941.38   |
| 19           | 3/15/2007      | 374,163,311.08 | 4.98           | 1,553,362.92         | -                    | 216,182.45          | -              | -      | -               | 216,182.45      | 1,769,545.37   |
| 20           | 4/15/2007      | 374,007,672.23 | 4.98           | 1,552,465.94         | -                    | 155,638.86          | -              | -      | -               | 155,638.86      | 1,708,104.79   |
| 21           | 5/15/2007      | 373,828,064.33 | 4.98           | 1,551,820.17         | -                    | 179,607.90          | -              | -      | -               | 179,607.90      | 1,731,428.07   |
| 22           | 6/15/2007      | 373,659,248.09 | 4.98           | 1,551,074.94         | -                    | 168,816.23          | -              | -      | -               | 168,816.23      | 1,719,891.18   |
| 23           | 7/15/2007      | 373,420,334.31 | 4.98           | 1,550,374.50         | -                    | 238,913.78          | -              | -      | -               | 238,913.78      | 1,789,288.28   |
| 24           | 8/15/2007      | 373,208,658.44 | 4.98           | 1,549,383.20         | -                    | 211,675.88          | -              | -      | -               | 211,675.88      | 1,761,059.08   |
| 25           | 9/15/2007      | 372,996,008.25 | 4.98           | 1,548,504.93         | -                    | 212,650.19          | -              | -      | -               | 212,650.19      | 1,761,155.11   |
| 26           | 10/15/2007     | 372,754,139.63 | 4.98           | 1,547,622.60         | -                    | 241,868.62          | -              | -      | -               | 241,868.62      | 1,789,491.22   |
| 27           | 11/15/2007     | 372,539,396.79 | 4.98           | 1,546,619.05         | -                    | 214,742.84          | -              | -      | -               | 214,742.84      | 1,761,361.89   |
| 28           | 12/15/2007     | 372,295,493.68 | 4.98           | 1,545,728.05         | -                    | 243,903.11          | -              | -      | -               | 243,903.11      | 1,789,631.16   |
| 29           | 1/15/2008      | 372,078,639.14 | 4.98           | 1,544,716.05         | -                    | 216,854.54          | -              | -      | -               | 216,854.54      | 1,761,570.59   |
| 30           | 2/15/2008      | 371,860,786.39 | 4.98           | 1,543,816.29         | -                    | 217,852.75          | -              | -      | -               | 217,852.75      | 1,761,669.03   |
| 31           | 3/15/2008      | 371,585,788.77 | 4.98           | 1,542,912.38         | -                    | 274,997.61          | -              | -      | -               | 274,997.61      | 1,817,909.99   |
| 32           | 4/15/2008      | 371,365,666.28 | 4.98           | 1,541,771.37         | -                    | 220,122.50          | -              | -      | -               | 220,122.50      | 1,761,893.87   |
| 33           | 5/15/2008      | 371,095,549.07 | 4.98           | 1,540,858.04         | -                    | 270,117.21          | -              | -      | -               | 270,117.21      | 1,810,975.26   |
| 34           | 6/15/2008      | 370,854,944.22 | 4.98           | 1,539,737.28         | -                    | 240,604.84          | -              | -      | -               | 240,604.84      | 1,780,342.12   |
| 35           | 7/15/2008      | 370,536,517.69 | 4.98           | 1,538,738.97         | -                    | 318,426.53          | -              | -      | -               | 318,426.53      | 1,857,165.51   |

|    |            |                |      |              |   |   |   |              |   |              |              |              |
|----|------------|----------------|------|--------------|---|---|---|--------------|---|--------------|--------------|--------------|
| 36 | 8/15/2008  | 370,245,799.04 | 4.98 | 1,537,417.77 | - | - | - | 290,718.65   | - | -            | 290,718.65   | 1,828,136.42 |
| 37 | 9/15/2008  | 369,953,753.67 | 4.98 | 1,536,211.53 | - | - | - | 292,045.37   | - | -            | 292,045.37   | 1,828,256.89 |
| 38 | 10/15/2008 | 369,623,417.60 | 4.98 | 1,534,999.78 | - | - | - | 330,336.07   | - | -            | 330,336.07   | 1,865,335.85 |
| 39 | 11/15/2008 | 369,328,531.41 | 4.98 | 1,533,629.16 | - | - | - | 294,886.19   | - | -            | 294,886.19   | 1,828,515.35 |
| 40 | 12/15/2008 | 368,995,433.58 | 4.98 | 1,532,405.63 | - | - | - | 333,097.83   | - | -            | 333,097.83   | 1,865,503.46 |
| 41 | 1/15/2009  | 368,697,680.94 | 4.98 | 1,531,023.55 | - | - | - | 297,752.65   | - | -            | 297,752.65   | 1,828,776.20 |
| 42 | 2/15/2009  | 368,398,569.40 | 4.98 | 1,529,788.13 | - | - | - | 299,111.54   | - | -            | 299,111.54   | 1,828,899.67 |
| 43 | 3/15/2009  | 367,987,905.95 | 4.98 | 1,528,547.06 | - | - | - | 410,663.45   | - | -            | 410,663.45   | 1,939,210.52 |
| 44 | 4/15/2009  | 367,685,553.60 | 4.98 | 1,526,843.15 | - | - | - | 302,352.34   | - | -            | 302,352.34   | 1,829,195.50 |
| 45 | 5/15/2009  | 367,345,197.41 | 4.98 | 1,525,588.64 | - | - | - | 340,356.20   | - | -            | 340,356.20   | 1,865,944.84 |
| 46 | 6/15/2009  | 367,039,911.24 | 4.98 | 1,524,176.45 | - | - | - | 305,286.17   | - | -            | 305,286.17   | 1,829,462.62 |
| 47 | 7/15/2009  | 366,696,702.86 | 4.98 | 1,522,909.77 | - | - | - | 343,208.37   | - | -            | 343,208.37   | 1,866,118.14 |
| 48 | 8/15/2009  | 366,388,456.39 | 4.98 | 1,521,485.74 | - | - | - | 308,246.47   | - | -            | 308,246.47   | 1,829,732.20 |
| 49 | 9/15/2009  | 366,078,803.02 | 4.98 | 1,520,206.77 | - | - | - | 309,653.37   | - | -            | 309,653.37   | 1,829,860.14 |
| 50 | 10/15/2009 | 364,404,147.92 | 4.98 | 1,518,921.97 | - | - | - | 347,454.04   | - | -            | 347,454.04   | 3,193,577.07 |
| 51 | 11/15/2009 | 364,093,394.73 | 4.98 | 1,517,973.54 | - | - | - | 310,753.19   | - | 1,327,201.06 | 1,822,726.74 | 1,822,726.74 |
| 52 | 12/15/2009 | 363,745,121.68 | 4.98 | 1,510,684.18 | - | - | - | 348,273.05   | - | -            | 348,273.05   | 1,858,957.23 |
| 53 | 1/15/2010  | 363,431,359.38 | 4.98 | 1,509,239.13 | - | - | - | 313,762.30   | - | -            | 313,762.30   | 1,823,001.43 |
| 54 | 2/15/2010  | 363,116,164.64 | 4.98 | 1,507,937.28 | - | - | - | 315,194.74   | - | -            | 315,194.74   | 1,823,132.02 |
| 55 | 3/15/2010  | 360,829,187.95 | 4.98 | 1,506,629.49 | - | - | - | 424,505.50   | - | -            | 424,505.50   | 3,793,606.17 |
| 56 | 4/15/2010  | 355,323,163.71 | 4.98 | 1,497,140.44 | - | - | - | 316,024.24   | - | 1,862,471.19 | 5,506,024.24 | 7,003,164.68 |
| 57 | 5/15/2010  | 354,970,131.31 | 4.98 | 1,474,295.03 | - | - | - | 353,032.40   | - | 5,190,000.00 | 1,827,327.43 | 1,827,327.43 |
| 58 | 6/15/2010  | 354,540,345.83 | 4.98 | 1,472,830.24 | - | - | - | 429,785.48   | - | -            | 429,785.48   | 1,902,615.72 |
| 59 | 7/15/2010  | 354,056,145.35 | 4.98 | 1,471,046.98 | - | - | - | 484,200.48   | - | -            | 484,200.48   | 1,955,247.47 |
| 60 | 8/15/2010  | 353,622,172.83 | 4.98 | 1,469,037.96 | - | - | - | 433,972.52   | - | -            | 433,972.52   | 1,903,010.48 |
| 61 | 9/15/2010  | 353,186,212.52 | 4.98 | 1,467,237.33 | - | - | - | 435,960.30   | - | -            | 435,960.30   | 1,903,197.64 |
| 62 | 10/15/2010 | 352,696,008.98 | 4.98 | 1,465,428.46 | - | - | - | 490,203.54   | - | -            | 490,203.54   | 1,955,632.00 |
| 63 | 11/15/2010 | 352,255,805.75 | 4.98 | 1,463,394.52 | - | - | - | 440,203.23   | - | -            | 440,203.23   | 1,903,597.75 |
| 64 | 12/15/2010 | 351,761,477.31 | 4.98 | 1,461,568.05 | - | - | - | 494,328.44   | - | -            | 494,328.44   | 1,955,896.49 |
| 65 | 1/15/2011  | 351,316,992.76 | 4.98 | 1,459,517.00 | - | - | - | 444,484.56   | - | -            | 444,484.56   | 1,904,001.55 |
| 66 | 2/15/2011  | 350,870,472.18 | 4.98 | 1,457,672.76 | - | - | - | 446,520.58   | - | -            | 446,520.58   | 1,904,193.33 |
| 67 | 3/15/2011  | 350,266,193.89 | 4.98 | 1,455,820.07 | - | - | - | 604,278.29   | - | -            | 604,278.29   | 2,060,098.36 |
| 68 | 4/15/2011  | 349,814,858.04 | 4.98 | 1,453,312.82 | - | - | - | 451,335.85   | - | -            | 451,335.85   | 1,904,648.67 |
| 69 | 5/15/2011  | 349,309,706.64 | 4.98 | 1,451,440.15 | - | - | - | 505,151.39   | - | -            | 505,151.39   | 1,956,591.54 |
| 70 | 6/15/2011  | 348,853,988.70 | 4.98 | 1,449,344.19 | - | - | - | 455,717.95   | - | -            | 455,717.95   | 1,905,062.14 |
| 71 | 7/15/2011  | 348,344,577.11 | 4.98 | 1,447,453.34 | - | - | - | 509,411.59   | - | -            | 509,411.59   | 1,956,864.93 |
| 72 | 8/15/2011  | 347,884,437.41 | 4.98 | 1,445,339.71 | - | - | - | 460,139.70   | - | -            | 460,139.70   | 1,905,479.41 |
| 73 | 9/15/2011  | 347,422,189.84 | 4.98 | 1,443,430.51 | - | - | - | 462,247.57   | - | -            | 462,247.57   | 1,905,678.08 |
| 74 | 10/15/2011 | 346,906,430.26 | 4.98 | 1,441,512.57 | - | - | - | 515,759.58   | - | -            | 515,759.58   | 1,957,272.15 |
| 75 | 11/15/2011 | 346,439,701.84 | 4.98 | 1,439,372.60 | - | - | - | 466,728.42   | - | -            | 466,728.42   | 1,906,101.02 |
| 76 | 12/15/2011 | 345,919,586.05 | 4.98 | 1,437,436.06 | - | - | - | 520,115.79   | - | -            | 520,115.79   | 1,957,551.85 |
| 77 | 1/15/2012  | 345,448,336.21 | 4.98 | 1,435,278.02 | - | - | - | 471,249.83   | - | -            | 471,249.83   | 1,906,527.85 |
| 78 | 2/15/2012  | 344,974,927.52 | 4.98 | 1,433,322.72 | - | - | - | 473,408.69   | - | -            | 473,408.69   | 1,906,731.42 |
| 79 | 3/15/2012  | 341,975,022.57 | 4.98 | 1,431,358.47 | - | - | - | 2,999,924.95 | - | 2,422,281.93 | 4,431,283.42 | 4,431,283.42 |
| 80 | 4/15/2012  | 341,500,027.35 | 4.98 | 1,418,911.28 | - | - | - | 474,975.22   | - | -            | 474,975.22   | 1,893,886.50 |
| 81 | 5/15/2012  | 340,972,375.82 | 4.98 | 1,416,940.53 | - | - | - | 527,651.53   | - | -            | 527,651.53   | 1,944,592.06 |
| 82 | 6/15/2012  | 340,492,808.29 | 4.98 | 1,414,751.22 | - | - | - | 479,567.53   | - | -            | 479,567.53   | 1,894,318.74 |
| 83 | 7/15/2012  | 339,960,692.20 | 4.98 | 1,412,761.41 | - | - | - | 532,116.09   | - | -            | 532,116.09   | 1,944,877.50 |
| 84 | 8/15/2012  | 339,476,490.81 | 4.98 | 1,410,553.57 | - | - | - | 484,201.39   | - | -            | 484,201.39   | 1,894,754.96 |
| 85 | 9/15/2012  | 338,990,071.86 | 4.98 | 1,408,544.54 | - | - | - | 486,418.95   | - | -            | 486,418.95   | 1,894,963.49 |
| 86 | 10/15/2012 | 338,451,294.94 | 4.98 | 1,406,526.31 | - | - | - | 538,776.92   | - | -            | 538,776.92   | 1,945,403.23 |
| 87 | 11/15/2012 | 337,960,180.14 | 4.98 | 1,404,290.83 | - | - | - | 491,114.81   | - | -            | 491,114.81   | 1,895,405.64 |
| 88 | 12/15/2012 | 337,416,837.99 | 4.98 | 1,402,253.11 | - | - | - | 543,342.15   | - | -            | 543,342.15   | 1,945,595.26 |
| 89 | 1/15/2013  | 336,920,984.83 | 4.98 | 1,399,998.70 | - | - | - | 495,853.16   | - | -            | 495,853.16   | 1,895,851.85 |
| 90 | 2/15/2013  | 336,422,860.65 | 4.98 | 1,397,941.32 | - | - | - | 498,124.18   | - | -            | 498,124.18   | 1,896,065.50 |
| 91 | 3/15/2013  | 335,773,202.30 | 4.98 | 1,395,874.52 | - | - | - | 649,658.36   | - | -            | 649,658.36   | 2,045,532.88 |
| 92 | 4/15/2013  | 335,269,819.49 | 4.98 | 1,393,178.98 | - | - | - | 503,382.80   | - | -            | 503,382.80   | 1,896,561.78 |
| 93 | 5/15/2013  | 334,714,550.62 | 4.98 | 1,391,090.36 | - | - | - | 555,268.88   | - | -            | 555,268.88   | 1,946,359.24 |





|   |            |                |      |               |                      |                      |                               |                |        |                 |                 |                |   |   |   |   |            |
|---|------------|----------------|------|---------------|----------------------|----------------------|-------------------------------|----------------|--------|-----------------|-----------------|----------------|---|---|---|---|------------|
| 23  | 7/15/2007  | 138,000,000.00 | 4.83 | 554,875.00    | -                    | -                    | -                             | -              | -      | -               | -               | -              | - | - | - | - | 554,875.00 |
| 24  | 8/15/2007  | 138,000,000.00 | 4.83 | 554,875.00    | -                    | -                    | -                             | -              | -      | -               | -               | -              | - | - | - | - | 554,875.00 |
| 25  | 9/15/2007  | 138,000,000.00 | 4.83 | 554,875.00    | -                    | -                    | -                             | -              | -      | -               | -               | -              | - | - | - | - | 554,875.00 |
| 26  | 10/15/2007 | 138,000,000.00 | 4.83 | 554,875.00    | -                    | -                    | -                             | -              | -      | -               | -               | -              | - | - | - | - | 554,875.00 |
| 27  | 11/15/2007 | 138,000,000.00 | 4.83 | 554,875.00    | -                    | -                    | -                             | -              | -      | -               | -               | -              | - | - | - | - | 554,875.00 |
| 28  | 12/15/2007 | 138,000,000.00 | 4.83 | 554,875.00    | -                    | -                    | -                             | -              | -      | -               | -               | -              | - | - | - | - | 554,875.00 |
| 29  | 1/15/2008  | 138,000,000.00 | 4.83 | 554,875.00    | -                    | -                    | -                             | -              | -      | -               | -               | -              | - | - | - | - | 554,875.00 |
| 30  | 2/15/2008  | 138,000,000.00 | 4.83 | 554,875.00    | -                    | -                    | -                             | -              | -      | -               | -               | -              | - | - | - | - | 554,875.00 |
| 31  | 3/15/2008  | 138,000,000.00 | 4.83 | 554,875.00    | -                    | -                    | -                             | -              | -      | -               | -               | -              | - | - | - | - | 554,875.00 |
| 32  | 4/15/2008  | 138,000,000.00 | 4.83 | 554,875.00    | -                    | -                    | -                             | -              | -      | -               | -               | -              | - | - | - | - | 554,875.00 |
| 33  | 5/15/2008  | 138,000,000.00 | 4.83 | 554,875.00    | -                    | -                    | -                             | -              | -      | -               | -               | -              | - | - | - | - | 554,875.00 |
| 34  | 6/15/2008  | 138,000,000.00 | 4.83 | 554,875.00    | -                    | -                    | -                             | -              | -      | -               | -               | -              | - | - | - | - | 554,875.00 |
| 35  | 7/15/2008  | 138,000,000.00 | 4.83 | 554,875.00    | -                    | -                    | -                             | -              | -      | -               | -               | -              | - | - | - | - | 554,875.00 |
| 36  | 8/15/2008  | 138,000,000.00 | 4.83 | 554,875.00    | -                    | -                    | -                             | -              | -      | -               | -               | -              | - | - | - | - | 554,875.00 |
| 37  | 9/15/2008  | 138,000,000.00 | 4.83 | 554,875.00    | -                    | -                    | -                             | -              | -      | -               | -               | -              | - | - | - | - | 554,875.00 |
| 38  | 10/15/2008 | 138,000,000.00 | 4.83 | 554,875.00    | -                    | -                    | -                             | -              | -      | -               | -               | -              | - | - | - | - | 554,875.00 |
| 39  | 11/15/2008 | 138,000,000.00 | 4.83 | 554,875.00    | -                    | -                    | -                             | -              | -      | -               | -               | -              | - | - | - | - | 554,875.00 |
| 40  | 12/15/2008 | 138,000,000.00 | 4.83 | 554,875.00    | -                    | -                    | -                             | -              | -      | -               | -               | -              | - | - | - | - | 554,875.00 |
| 41  | 1/15/2009  | 138,000,000.00 | 4.83 | 554,875.00    | -                    | -                    | -                             | -              | -      | -               | -               | -              | - | - | - | - | 554,875.00 |
| 42  | 2/15/2009  | 138,000,000.00 | 4.83 | 554,875.00    | -                    | -                    | -                             | -              | -      | -               | -               | -              | - | - | - | - | 554,875.00 |
| 43  | 3/15/2009  | 138,000,000.00 | 4.83 | 554,875.00    | -                    | -                    | -                             | -              | -      | -               | -               | -              | - | - | - | - | 554,875.00 |
| 44  | 4/15/2009  | 138,000,000.00 | 4.83 | 554,875.00    | -                    | -                    | -                             | -              | -      | -               | -               | -              | - | - | - | - | 554,875.00 |
| 45  | 5/15/2009  | 138,000,000.00 | 4.83 | 554,875.00    | -                    | -                    | -                             | -              | -      | -               | -               | -              | - | - | - | - | 554,875.00 |
| 46  | 6/15/2009  | 138,000,000.00 | 4.83 | 554,875.00    | -                    | -                    | -                             | -              | -      | -               | -               | -              | - | - | - | - | 554,875.00 |
| 47  | 7/15/2009  | 138,000,000.00 | 4.83 | 554,875.00    | -                    | -                    | -                             | -              | -      | -               | -               | -              | - | - | - | - | 554,875.00 |
| 48  | 8/15/2009  | 138,000,000.00 | 4.83 | 554,875.00    | -                    | -                    | -                             | -              | -      | -               | -               | -              | - | - | - | - | 554,875.00 |
| 49  | 9/15/2009  | 138,000,000.00 | 4.83 | 554,875.00    | -                    | -                    | -                             | -              | -      | -               | -               | -              | - | - | - | - | 554,875.00 |
| 50  | 10/15/2009 | 138,000,000.00 | 4.83 | 554,875.00    | -                    | -                    | -                             | -              | -      | -               | -               | -              | - | - | - | - | 554,875.00 |
| 51  | 11/15/2009 | 138,000,000.00 | 4.83 | 554,875.00    | -                    | -                    | -                             | -              | -      | -               | -               | -              | - | - | - | - | 554,875.00 |
| 52  | 12/15/2009 | 138,000,000.00 | 4.83 | 554,875.00    | -                    | -                    | -                             | -              | -      | -               | -               | -              | - | - | - | - | 554,875.00 |
| 53  | 1/15/2010  | 137,817,145.14 | 4.83 | 554,875.00    | -                    | -                    | -                             | -              | -      | -               | -               | -              | - | - | - | - | 554,875.00 |
| 54  | 2/15/2010  | 37,029,059.58  | 4.83 | 554,139.77    | -                    | -                    | -                             | -              | -      | -               | -               | -              | - | - | - | - | 554,139.77 |
| 55  | 3/15/2010  | 35,967,521.79  | 4.83 | 148,687.68    | -                    | -                    | -                             | -              | -      | -               | -               | -              | - | - | - | - | 148,687.68 |
| 56  | 4/15/2010  | 3,096,873.41   | 4.83 | 144,619.41    | -                    | -                    | -                             | -              | -      | -               | -               | -              | - | - | - | - | 144,619.41 |
| 57  | 5/15/2010  | 2,270,755.66   | 4.83 | 12,452.01     | -                    | -                    | -                             | -              | -      | -               | -               | -              | - | - | - | - | 12,452.01  |
| 58  | 6/15/2010  | 1,448,129.89   | 4.83 | 9,130.33      | -                    | -                    | -                             | -              | -      | -               | -               | -              | - | - | - | - | 9,130.33   |
| 59  | 7/15/2010  | 522,566.30     | 4.83 | 5,822.69      | -                    | -                    | -                             | -              | -      | -               | -               | -              | - | - | - | - | 5,822.69   |
| 60  | 8/15/2010  | -              | 4.83 | 2,101.15      | -                    | -                    | -                             | -              | -      | -               | -               | -              | - | - | - | - | 2,101.15   |
| <p>CSFBRED-2005C4-V2.3 A3<br/> Tranche Cashflow Table(Speeds Start after YMP Inc. Prepay Penalties)<br/> Current Balance \$113,000,000 Gross WAC 7.24<br/> Pass-Thru Rate 4.932 Current WAM 333.00<br/> Accrued Days / D 23 / 14 Settlement 08/24/2005<br/> Factor Date 08/25/2005</p> <p>Prepayments: 100.0% CPR</p> |            |                |      |               |                      |                      |                               |                |        |                 |                 |                |   |   |   |   |            |
|   |            |                |      | Interest      | Cum. Int. Shortfalls | Chg. Int. Shortfalls | Principal Scheduled Principal | Prepay         | Losses | Cum. Net Losses | Total Principal | Total Cashflow |   |   |   |   |            |
|   |            |                |      | 36,110,329.48 | -                    | -                    | 2,149,180.45                  | 110,850,819.55 | -      | -               | 113,000,000.00  | 149,110,329.48 |   |   |   |   |            |
| 1   | 9/15/2005  | 113,000,000.00 | 4.93 | 464,430.00    | -                    | -                    | -                             | -              | -      | -               | -               | 464,430.00     |   |   |   |   |            |
| 2   | 10/15/2005 | 113,000,000.00 | 4.93 | 464,430.00    | -                    | -                    | -                             | -              | -      | -               | -               | 464,430.00     |   |   |   |   |            |
| 3   | 11/15/2005 | 113,000,000.00 | 4.93 | 464,430.00    | -                    | -                    | -                             | -              | -      | -               | -               | 464,430.00     |   |   |   |   |            |
| 4   | 12/15/2005 | 113,000,000.00 | 4.93 | 464,430.00    | -                    | -                    | -                             | -              | -      | -               | -               | 464,430.00     |   |   |   |   |            |
| 5   | 1/15/2006  | 113,000,000.00 | 4.93 | 464,430.00    | -                    | -                    | -                             | -              | -      | -               | -               | 464,430.00     |   |   |   |   |            |
| 6   | 2/15/2006  | 113,000,000.00 | 4.93 | 464,430.00    | -                    | -                    | -                             | -              | -      | -               | -               | 464,430.00     |   |   |   |   |            |
| 7   | 3/15/2006  | 113,000,000.00 | 4.93 | 464,430.00    | -                    | -                    | -                             | -              | -      | -               | -               | 464,430.00     |   |   |   |   |            |











| 73  | 9/15/2011  | 44,502,000.00 | 5.01 | 185,907.10 | - | - | - | - | - | - | - | - | - | - | - | - | - | - | - | - | - | - | 185,907.10 |
|-----|------------|---------------|------|------------|---|---|---|---|---|---|---|---|---|---|---|---|---|---|---|---|---|---|------------|
| 74  | 10/15/2011 | 44,502,000.00 | 5.01 | 185,907.10 | - | - | - | - | - | - | - | - | - | - | - | - | - | - | - | - | - | - | 185,907.10 |
| 75  | 11/15/2011 | 44,502,000.00 | 5.01 | 185,907.10 | - | - | - | - | - | - | - | - | - | - | - | - | - | - | - | - | - | - | 185,907.10 |
| 76  | 12/15/2011 | 44,502,000.00 | 5.01 | 185,907.10 | - | - | - | - | - | - | - | - | - | - | - | - | - | - | - | - | - | - | 185,907.10 |
| 77  | 1/15/2012  | 44,502,000.00 | 5.01 | 185,907.10 | - | - | - | - | - | - | - | - | - | - | - | - | - | - | - | - | - | - | 185,907.10 |
| 78  | 2/15/2012  | 44,502,000.00 | 5.01 | 185,907.10 | - | - | - | - | - | - | - | - | - | - | - | - | - | - | - | - | - | - | 185,907.10 |
| 79  | 3/15/2012  | 44,502,000.00 | 5.01 | 185,907.10 | - | - | - | - | - | - | - | - | - | - | - | - | - | - | - | - | - | - | 185,907.10 |
| 80  | 4/15/2012  | 44,502,000.00 | 5.01 | 185,907.10 | - | - | - | - | - | - | - | - | - | - | - | - | - | - | - | - | - | - | 185,907.10 |
| 81  | 5/15/2012  | 44,502,000.00 | 5.01 | 185,907.10 | - | - | - | - | - | - | - | - | - | - | - | - | - | - | - | - | - | - | 185,907.10 |
| 82  | 6/15/2012  | 44,502,000.00 | 5.01 | 185,907.10 | - | - | - | - | - | - | - | - | - | - | - | - | - | - | - | - | - | - | 185,907.10 |
| 83  | 7/15/2012  | 44,502,000.00 | 5.01 | 185,907.10 | - | - | - | - | - | - | - | - | - | - | - | - | - | - | - | - | - | - | 185,907.10 |
| 84  | 8/15/2012  | 44,502,000.00 | 5.01 | 185,907.10 | - | - | - | - | - | - | - | - | - | - | - | - | - | - | - | - | - | - | 185,907.10 |
| 85  | 9/15/2012  | 44,502,000.00 | 5.01 | 185,907.10 | - | - | - | - | - | - | - | - | - | - | - | - | - | - | - | - | - | - | 185,907.10 |
| 86  | 10/15/2012 | 44,502,000.00 | 5.01 | 185,907.10 | - | - | - | - | - | - | - | - | - | - | - | - | - | - | - | - | - | - | 185,907.10 |
| 87  | 11/15/2012 | 44,502,000.00 | 5.01 | 185,907.10 | - | - | - | - | - | - | - | - | - | - | - | - | - | - | - | - | - | - | 185,907.10 |
| 88  | 12/15/2012 | 44,502,000.00 | 5.01 | 185,907.10 | - | - | - | - | - | - | - | - | - | - | - | - | - | - | - | - | - | - | 185,907.10 |
| 89  | 1/15/2013  | 44,502,000.00 | 5.01 | 185,907.10 | - | - | - | - | - | - | - | - | - | - | - | - | - | - | - | - | - | - | 185,907.10 |
| 90  | 2/15/2013  | 44,502,000.00 | 5.01 | 185,907.10 | - | - | - | - | - | - | - | - | - | - | - | - | - | - | - | - | - | - | 185,907.10 |
| 91  | 3/15/2013  | 44,502,000.00 | 5.01 | 185,907.10 | - | - | - | - | - | - | - | - | - | - | - | - | - | - | - | - | - | - | 185,907.10 |
| 92  | 4/15/2013  | 44,502,000.00 | 5.01 | 185,907.10 | - | - | - | - | - | - | - | - | - | - | - | - | - | - | - | - | - | - | 185,907.10 |
| 93  | 5/15/2013  | 44,502,000.00 | 5.01 | 185,907.10 | - | - | - | - | - | - | - | - | - | - | - | - | - | - | - | - | - | - | 185,907.10 |
| 94  | 6/15/2013  | 44,502,000.00 | 5.01 | 185,907.10 | - | - | - | - | - | - | - | - | - | - | - | - | - | - | - | - | - | - | 185,907.10 |
| 95  | 7/15/2013  | 44,502,000.00 | 5.01 | 185,907.10 | - | - | - | - | - | - | - | - | - | - | - | - | - | - | - | - | - | - | 185,907.10 |
| 96  | 8/15/2013  | 44,502,000.00 | 5.01 | 185,907.10 | - | - | - | - | - | - | - | - | - | - | - | - | - | - | - | - | - | - | 185,907.10 |
| 97  | 9/15/2013  | 44,502,000.00 | 5.01 | 185,907.10 | - | - | - | - | - | - | - | - | - | - | - | - | - | - | - | - | - | - | 185,907.10 |
| 98  | 10/15/2013 | 44,502,000.00 | 5.01 | 185,907.10 | - | - | - | - | - | - | - | - | - | - | - | - | - | - | - | - | - | - | 185,907.10 |
| 99  | 11/15/2013 | 44,502,000.00 | 5.01 | 185,907.10 | - | - | - | - | - | - | - | - | - | - | - | - | - | - | - | - | - | - | 185,907.10 |
| 100 | 12/15/2013 | 44,502,000.00 | 5.01 | 185,907.10 | - | - | - | - | - | - | - | - | - | - | - | - | - | - | - | - | - | - | 185,907.10 |
| 101 | 1/15/2014  | 44,502,000.00 | 5.01 | 185,907.10 | - | - | - | - | - | - | - | - | - | - | - | - | - | - | - | - | - | - | 185,907.10 |
| 102 | 2/15/2014  | 44,502,000.00 | 5.01 | 185,907.10 | - | - | - | - | - | - | - | - | - | - | - | - | - | - | - | - | - | - | 185,907.10 |
| 103 | 3/15/2014  | 44,502,000.00 | 5.01 | 185,907.10 | - | - | - | - | - | - | - | - | - | - | - | - | - | - | - | - | - | - | 185,907.10 |
| 104 | 4/15/2014  | 44,502,000.00 | 5.01 | 185,907.10 | - | - | - | - | - | - | - | - | - | - | - | - | - | - | - | - | - | - | 185,907.10 |
| 105 | 5/15/2014  | 44,502,000.00 | 5.01 | 185,907.10 | - | - | - | - | - | - | - | - | - | - | - | - | - | - | - | - | - | - | 185,907.10 |
| 106 | 6/15/2014  | 44,502,000.00 | 5.01 | 185,907.10 | - | - | - | - | - | - | - | - | - | - | - | - | - | - | - | - | - | - | 185,907.10 |
| 107 | 7/15/2014  | 44,502,000.00 | 5.01 | 185,907.10 | - | - | - | - | - | - | - | - | - | - | - | - | - | - | - | - | - | - | 185,907.10 |
| 108 | 8/15/2014  | 44,502,000.00 | 5.01 | 185,907.10 | - | - | - | - | - | - | - | - | - | - | - | - | - | - | - | - | - | - | 185,907.10 |
| 109 | 9/15/2014  | 44,502,000.00 | 5.01 | 185,907.10 | - | - | - | - | - | - | - | - | - | - | - | - | - | - | - | - | - | - | 185,907.10 |
| 110 | 10/15/2014 | 44,502,000.00 | 5.01 | 185,907.10 | - | - | - | - | - | - | - | - | - | - | - | - | - | - | - | - | - | - | 185,907.10 |
| 111 | 11/15/2014 | 44,502,000.00 | 5.01 | 185,907.10 | - | - | - | - | - | - | - | - | - | - | - | - | - | - | - | - | - | - | 185,907.10 |
| 112 | 12/15/2014 | 44,502,000.00 | 5.01 | 185,907.10 | - | - | - | - | - | - | - | - | - | - | - | - | - | - | - | - | - | - | 185,907.10 |
| 113 | 1/15/2015  | 44,502,000.00 | 5.01 | 185,907.10 | - | - | - | - | - | - | - | - | - | - | - | - | - | - | - | - | - | - | 185,907.10 |
| 114 | 2/15/2015  | 44,502,000.00 | 5.01 | 185,907.10 | - | - | - | - | - | - | - | - | - | - | - | - | - | - | - | - | - | - | 185,907.10 |
| 115 | 3/15/2015  | 44,502,000.00 | 5.01 | 185,907.10 | - | - | - | - | - | - | - | - | - | - | - | - | - | - | - | - | - | - | 185,907.10 |
| 116 | 4/15/2015  | -             | 5.01 | 185,907.10 | - | - | - | - | - | - | - | - | - | - | - | - | - | - | - | - | - | - | 185,907.10 |

CSFBRED-2005C4-V2.3 AAB

Tranche Cashflow Table(Speeds Start after YMP Inc. Prepay Penalties)

Current Balance \$45,000,000 Gross WAC 7.24

Pass-Thru Rate 4.926 Current WAM 333.00

Accrued Days / D 23 / 14 Settlement 08/24/2005

Factor Date 08/25/2005

Prepayments: 100.0% CPR

| Payment Date | Balance       | Pass Thru Rate | Interest      | Cum. Int. Shortfalls | Chg. Int. Shortfalls | Scheduled Principal | Prepay        | Losses | Cum. Net Losses | Total Principal | Total Cashflow |
|--------------|---------------|----------------|---------------|----------------------|----------------------|---------------------|---------------|--------|-----------------|-----------------|----------------|
| Grand Totals | 45,000,000.00 | 4.93           | 15,128,525.23 | -                    | -                    | 39,230,116.30       | 5,769,883.70  | -      | -               | 45,000,000.00   | 60,128,525.23  |
| 1            | 9/15/2005     | 45,000,000.00  | 4.93          | 184,725.00           | -                    | -                   | -             | -      | -               | -               | 184,725.00     |
|              |               |                |               |                      |                      |                     | 44,502,000.00 |        |                 | 44,502,000.00   | 44,687,907.10  |





















| 92  | 4/15/2013  | 13,333,000.00 | 5.19 | 57,698.56 | - | - | - | - | - | - | - | - | - | - | - | 57,698.56 |
|-----|------------|---------------|------|-----------|---|---|---|---|---|---|---|---|---|---|---|-----------|
| 93  | 5/15/2013  | 13,333,000.00 | 5.19 | 57,698.56 | - | - | - | - | - | - | - | - | - | - | - | 57,698.56 |
| 94  | 6/15/2013  | 13,333,000.00 | 5.19 | 57,698.56 | - | - | - | - | - | - | - | - | - | - | - | 57,698.56 |
| 95  | 7/15/2013  | 13,333,000.00 | 5.19 | 57,698.56 | - | - | - | - | - | - | - | - | - | - | - | 57,698.56 |
| 96  | 8/15/2013  | 13,333,000.00 | 5.19 | 57,698.56 | - | - | - | - | - | - | - | - | - | - | - | 57,698.56 |
| 97  | 9/15/2013  | 13,333,000.00 | 5.19 | 57,698.56 | - | - | - | - | - | - | - | - | - | - | - | 57,698.56 |
| 98  | 10/15/2013 | 13,333,000.00 | 5.19 | 57,698.56 | - | - | - | - | - | - | - | - | - | - | - | 57,698.56 |
| 99  | 11/15/2013 | 13,333,000.00 | 5.19 | 57,698.56 | - | - | - | - | - | - | - | - | - | - | - | 57,698.56 |
| 100 | 12/15/2013 | 13,333,000.00 | 5.19 | 57,698.56 | - | - | - | - | - | - | - | - | - | - | - | 57,698.56 |
| 101 | 1/15/2014  | 13,333,000.00 | 5.19 | 57,698.56 | - | - | - | - | - | - | - | - | - | - | - | 57,698.56 |
| 102 | 2/15/2014  | 13,333,000.00 | 5.19 | 57,698.56 | - | - | - | - | - | - | - | - | - | - | - | 57,698.56 |
| 103 | 3/15/2014  | 13,333,000.00 | 5.19 | 57,698.56 | - | - | - | - | - | - | - | - | - | - | - | 57,698.56 |
| 104 | 4/15/2014  | 13,333,000.00 | 5.19 | 57,698.56 | - | - | - | - | - | - | - | - | - | - | - | 57,698.56 |
| 105 | 5/15/2014  | 13,333,000.00 | 5.19 | 57,698.56 | - | - | - | - | - | - | - | - | - | - | - | 57,698.56 |
| 106 | 6/15/2014  | 13,333,000.00 | 5.19 | 57,698.56 | - | - | - | - | - | - | - | - | - | - | - | 57,698.56 |
| 107 | 7/15/2014  | 13,333,000.00 | 5.19 | 57,698.56 | - | - | - | - | - | - | - | - | - | - | - | 57,698.56 |
| 108 | 8/15/2014  | 13,333,000.00 | 5.19 | 57,698.56 | - | - | - | - | - | - | - | - | - | - | - | 57,698.56 |
| 109 | 9/15/2014  | 13,333,000.00 | 5.19 | 57,698.56 | - | - | - | - | - | - | - | - | - | - | - | 57,698.56 |
| 110 | 10/15/2014 | 13,333,000.00 | 5.19 | 57,698.56 | - | - | - | - | - | - | - | - | - | - | - | 57,698.56 |
| 111 | 11/15/2014 | 13,333,000.00 | 5.19 | 57,698.56 | - | - | - | - | - | - | - | - | - | - | - | 57,698.56 |
| 112 | 12/15/2014 | 13,333,000.00 | 5.19 | 57,698.56 | - | - | - | - | - | - | - | - | - | - | - | 57,698.56 |
| 113 | 1/15/2015  | 13,333,000.00 | 5.19 | 57,698.56 | - | - | - | - | - | - | - | - | - | - | - | 57,698.56 |
| 114 | 2/15/2015  | 13,333,000.00 | 5.19 | 57,698.56 | - | - | - | - | - | - | - | - | - | - | - | 57,698.56 |
| 115 | 3/15/2015  | 13,333,000.00 | 5.19 | 57,698.56 | - | - | - | - | - | - | - | - | - | - | - | 57,698.56 |
| 116 | 4/15/2015  | -             | 5.19 | 57,698.56 | - | - | - | - | - | - | - | - | - | - | - | 57,698.56 |

|  | Grand Totals | 23,334,000.00 |               | 11,956,682.27 |            | 279,258.48 | 23,054,741.52 |   |   |   |   |   |   |   |   | 13,390,698.56 |  |
|--|--------------|---------------|---------------|---------------|------------|------------|---------------|---|---|---|---|---|---|---|---|---------------|--|
|  | 1            | 9/15/2005     | 23,334,000.00 | 5.28          | 102,727.93 | -          | -             | - | - | - | - | - | - | - | - | 102,727.93    |  |
|  | 2            | 10/15/2005    | 23,334,000.00 | 5.28          | 102,727.93 | -          | -             | - | - | - | - | - | - | - | - | 102,727.93    |  |
|  | 3            | 11/15/2005    | 23,334,000.00 | 5.28          | 102,727.93 | -          | -             | - | - | - | - | - | - | - | - | 102,727.93    |  |
|  | 4            | 12/15/2005    | 23,334,000.00 | 5.28          | 102,727.93 | -          | -             | - | - | - | - | - | - | - | - | 102,727.93    |  |
|  | 5            | 1/15/2006     | 23,334,000.00 | 5.28          | 102,727.93 | -          | -             | - | - | - | - | - | - | - | - | 102,727.93    |  |
|  | 6            | 2/15/2006     | 23,334,000.00 | 5.28          | 102,727.93 | -          | -             | - | - | - | - | - | - | - | - | 102,727.93    |  |
|  | 7            | 3/15/2006     | 23,334,000.00 | 5.28          | 102,727.93 | -          | -             | - | - | - | - | - | - | - | - | 102,727.93    |  |
|  | 8            | 4/15/2006     | 23,334,000.00 | 5.28          | 102,727.93 | -          | -             | - | - | - | - | - | - | - | - | 102,727.93    |  |
|  | 9            | 5/15/2006     | 23,334,000.00 | 5.28          | 102,727.93 | -          | -             | - | - | - | - | - | - | - | - | 102,727.93    |  |
|  | 10           | 6/15/2006     | 23,334,000.00 | 5.28          | 102,727.93 | -          | -             | - | - | - | - | - | - | - | - | 102,727.93    |  |
|  | 11           | 7/15/2006     | 23,334,000.00 | 5.28          | 102,727.93 | -          | -             | - | - | - | - | - | - | - | - | 102,727.93    |  |
|  | 12           | 8/15/2006     | 23,334,000.00 | 5.28          | 102,727.93 | -          | -             | - | - | - | - | - | - | - | - | 102,727.93    |  |
|  | 13           | 9/15/2006     | 23,334,000.00 | 5.28          | 102,727.93 | -          | -             | - | - | - | - | - | - | - | - | 102,727.93    |  |
|  | 14           | 10/15/2006    | 23,334,000.00 | 5.28          | 102,727.93 | -          | -             | - | - | - | - | - | - | - | - | 102,727.93    |  |
|  | 15           | 11/15/2006    | 23,334,000.00 | 5.28          | 102,727.93 | -          | -             | - | - | - | - | - | - | - | - | 102,727.93    |  |
|  | 16           | 12/15/2006    | 23,334,000.00 | 5.28          | 102,727.93 | -          | -             | - | - | - | - | - | - | - | - | 102,727.93    |  |
|  | 17           | 1/15/2007     | 23,334,000.00 | 5.28          | 102,727.93 | -          | -             | - | - | - | - | - | - | - | - | 102,727.93    |  |
|  | 18           | 2/15/2007     | 23,334,000.00 | 5.28          | 102,727.93 | -          | -             | - | - | - | - | - | - | - | - | 102,727.93    |  |
|  | 19           | 3/15/2007     | 23,334,000.00 | 5.28          | 102,727.93 | -          | -             | - | - | - | - | - | - | - | - | 102,727.93    |  |
|  | 20           | 4/15/2007     | 23,334,000.00 | 5.28          | 102,727.93 | -          | -             | - | - | - | - | - | - | - | - | 102,727.93    |  |

CSFBRE-2005C4-V2.3 D  
Tranche Cashflow Table(Speeds Start after YMP Inc. Prepay Penalties)  
Current Balance \$23,334,000 Gross WAC 7.24  
Pass-Thru Rate 5.283 Current WAM 333.00  
Accrued Days / D 23 / 14 Settlement 08/24/2005  
Factor Date 08/25/2005  
Prepayments: 100.0% CPR



|     |            |               |      |            |            |               |              |               |               |              |
|-----|------------|---------------|------|------------|------------|---------------|--------------|---------------|---------------|--------------|
| 79  | 3/15/2012  | 23,334,000.00 | 5.28 | 102,727.93 | -          | -             | -            | -             | -             | 102,727.93   |
| 80  | 4/15/2012  | 23,334,000.00 | 5.28 | 102,727.93 | -          | -             | -            | -             | -             | 102,727.93   |
| 81  | 5/15/2012  | 23,334,000.00 | 5.28 | 102,727.93 | -          | -             | -            | -             | -             | 102,727.93   |
| 82  | 6/15/2012  | 23,334,000.00 | 5.28 | 102,727.93 | -          | -             | -            | -             | -             | 102,727.93   |
| 83  | 7/15/2012  | 23,334,000.00 | 5.28 | 102,727.93 | -          | -             | -            | -             | -             | 102,727.93   |
| 84  | 8/15/2012  | 23,334,000.00 | 5.28 | 102,727.93 | -          | -             | -            | -             | -             | 102,727.93   |
| 85  | 9/15/2012  | 23,334,000.00 | 5.28 | 102,727.93 | -          | -             | -            | -             | -             | 102,727.93   |
| 86  | 10/15/2012 | 23,334,000.00 | 5.28 | 102,727.93 | -          | -             | -            | -             | -             | 102,727.93   |
| 87  | 11/15/2012 | 23,334,000.00 | 5.28 | 102,727.93 | -          | -             | -            | -             | -             | 102,727.93   |
| 88  | 12/15/2012 | 23,334,000.00 | 5.28 | 102,727.93 | -          | -             | -            | -             | -             | 102,727.93   |
| 89  | 1/15/2013  | 23,334,000.00 | 5.28 | 102,727.93 | -          | -             | -            | -             | -             | 102,727.93   |
| 90  | 2/15/2013  | 23,334,000.00 | 5.28 | 102,727.93 | -          | -             | -            | -             | -             | 102,727.93   |
| 91  | 3/15/2013  | 23,334,000.00 | 5.28 | 102,727.93 | -          | -             | -            | -             | -             | 102,727.93   |
| 92  | 4/15/2013  | 23,334,000.00 | 5.28 | 102,727.93 | -          | -             | -            | -             | -             | 102,727.93   |
| 93  | 5/15/2013  | 23,334,000.00 | 5.28 | 102,727.93 | -          | -             | -            | -             | -             | 102,727.93   |
| 94  | 6/15/2013  | 23,334,000.00 | 5.28 | 102,727.93 | -          | -             | -            | -             | -             | 102,727.93   |
| 95  | 7/15/2013  | 23,334,000.00 | 5.28 | 102,727.93 | -          | -             | -            | -             | -             | 102,727.93   |
| 96  | 8/15/2013  | 23,334,000.00 | 5.28 | 102,727.93 | -          | -             | -            | -             | -             | 102,727.93   |
| 97  | 9/15/2013  | 23,334,000.00 | 5.28 | 102,727.93 | -          | -             | -            | -             | -             | 102,727.93   |
| 98  | 10/15/2013 | 23,334,000.00 | 5.28 | 102,727.93 | -          | -             | -            | -             | -             | 102,727.93   |
| 99  | 11/15/2013 | 23,334,000.00 | 5.28 | 102,727.93 | -          | -             | -            | -             | -             | 102,727.93   |
| 100 | 12/15/2013 | 23,334,000.00 | 5.28 | 102,727.93 | -          | -             | -            | -             | -             | 102,727.93   |
| 101 | 1/15/2014  | 23,334,000.00 | 5.28 | 102,727.93 | -          | -             | -            | -             | -             | 102,727.93   |
| 102 | 2/15/2014  | 23,334,000.00 | 5.28 | 102,727.93 | -          | -             | -            | -             | -             | 102,727.93   |
| 103 | 3/15/2014  | 23,334,000.00 | 5.28 | 102,727.93 | -          | -             | -            | -             | -             | 102,727.93   |
| 104 | 4/15/2014  | 23,334,000.00 | 5.28 | 102,727.93 | -          | -             | -            | -             | -             | 102,727.93   |
| 105 | 5/15/2014  | 23,334,000.00 | 5.28 | 102,727.93 | -          | -             | -            | -             | -             | 102,727.93   |
| 106 | 6/15/2014  | 23,334,000.00 | 5.27 | 102,727.93 | -          | -             | -            | -             | -             | 102,727.93   |
| 107 | 7/15/2014  | 23,334,000.00 | 5.28 | 102,492.53 | -          | -             | -            | -             | -             | 102,492.53   |
| 108 | 8/15/2014  | 23,334,000.00 | 5.28 | 102,727.93 | -          | -             | -            | -             | -             | 102,727.93   |
| 109 | 9/15/2014  | 23,334,000.00 | 5.27 | 102,727.93 | -          | -             | -            | -             | -             | 102,727.93   |
| 110 | 10/15/2014 | 23,334,000.00 | 5.28 | 102,481.13 | -          | -             | -            | -             | -             | 102,481.13   |
| 111 | 11/15/2014 | 23,334,000.00 | 5.27 | 102,727.93 | -          | -             | -            | -             | -             | 102,727.93   |
| 112 | 12/15/2014 | 23,334,000.00 | 5.27 | 102,378.66 | -          | -             | -            | -             | -             | 102,378.66   |
| 113 | 1/15/2015  | 23,334,000.00 | 5.27 | 102,507.23 | -          | -             | -            | -             | -             | 102,507.23   |
| 114 | 2/15/2015  | 23,334,000.00 | 5.28 | 102,419.82 | -          | -             | -            | -             | -             | 102,419.82   |
| 115 | 3/15/2015  | 23,334,000.00 | 5.28 | 102,727.93 | -          | -             | -            | -             | -             | 102,727.93   |
| 116 | 4/15/2015  | 9,617,270.16  | 5.19 | 102,727.93 | -          | -             | -            | -             | -             | 102,727.93   |
| 117 | 5/15/2015  | -             | 5.28 | 41,602.13  | -          | -             | -            | -             | -             | 41,602.13    |
|     |            |               |      |            | 279,258.48 | 13,716,729.84 | 9,338,011.68 | 13,716,729.84 | 13,819,457.77 | 9,658,872.29 |
|     |            |               |      |            |            |               |              | 9,617,270.16  |               |              |

|                |         |         |         |         |         |  |
|----------------|---------|---------|---------|---------|---------|--|
| Treasury Curve |         |         |         |         |         |  |
| 1 Year         | 2 Year  | 3 Year  | 5 Year  | 10 Year | 30 Year |  |
| 3.65000        | 3.94260 | 3.99230 | 4.06230 | 4.23830 | 4.45950 |  |

CSFBRED-2005C4-V2.3 A1A  
 Tranche Cashflow Table(Speeds start after Hard Lock Inc. Prepay Pen. & YMP)  
 Current Balance \$39,000,000 Gross WAC 7.24  
 Pass-Thru Rate 4.605 Current WAM 333.00  
 Accrued Days / D 23 / 14 Settlement 08/24/2005  
 Factor Date 08/25/2005

Prepayments: 50.0% CPR

The analyses, calculations, and valuations herein are based on certain assumptions and data provided by third parties which may vary from the actual characteristics of the pool. Credit Suisse First Boston LLC makes no representation that such analyses or calculations are accurate or that such valuations represent levels where actual trades may occur. Investors should rely on the information contained in or filed in connection with the prospectus / prospectus supplement.

| Payment Date | Grand Totals | Balance       | Pass Thru Rate | Interest     | Cum. Int. Shortfalls | Chg. Int. Shortfalls | YM Penalties | Principal Scheduled | Prepay        | Losses | Cum. Net Losses | Total Principal | Total Cashflow |
|--------------|--------------|---------------|----------------|--------------|----------------------|----------------------|--------------|---------------------|---------------|--------|-----------------|-----------------|----------------|
|              |              | 39,000,000.00 | 4.61           | 1,934,713.97 | -                    | -                    | 780,176.97   | 13,851,983.67       | 25,148,016.33 | -      | -               | 39,000,000.00   | 417,148,990.94 |
| 1            | 9/15/2005    | 36,931,427.07 | 4.61           | 149,662.50   | -                    | -                    | 53,821.65    | 418,763.92          | 1,649,809.01  | -      | -               | 2,068,572.93    | 227,2057.08    |
| 2            | 10/15/2005   | 34,892,555.98 | 4.61           | 141,724.35   | -                    | -                    | 50,801.96    | 483,402.10          | 1,555,469.00  | -      | -               | 2,038,871.09    | 2231397.31     |
| 3            | 11/15/2005   | 33,005,812.78 | 4.61           | 133,900.18   | -                    | -                    | 47,870.69    | 420,007.30          | 1,466,735.90  | -      | -               | 1,886,743.20    | 2068514.07     |
| 4            | 12/15/2005   | 31,138,749.55 | 4.61           | 126,659.81   | -                    | -                    | 45,173.71    | 484,215.16          | 1,382,848.07  | -      | -               | 1,867,063.22    | 2038896.74     |
| 5            | 1/15/2006    | 29,413,229.02 | 4.61           | 119,494.95   | -                    | -                    | 42,556.17    | 421,573.80          | 1,303,946.73  | -      | -               | 1,725,520.53    | 1887571.66     |
| 6            | 2/15/2006    | 27,761,374.59 | 4.61           | 112,873.27   | -                    | -                    | 40,084.68    | 422,314.03          | 1,229,540.40  | -      | -               | 1,651,854.43    | 1804812.37     |
| 7            | 3/15/2006    | 25,990,936.60 | 4.61           | 106,534.27   | -                    | -                    | 37,933.13    | 611,590.17          | 1,158,847.82  | -      | -               | 1,770,437.99    | 1914905.4      |
| 8            | 4/15/2006    | 24,473,299.08 | 4.61           | 99,740.22    | -                    | -                    | 35,721.92    | 424,931.51          | 1,082,706.01  | -      | -               | 1,517,637.52    | 1653099.66     |
| 9            | 5/15/2006    | 22,954,924.43 | 4.61           | 93,916.29    | -                    | -                    | 33,689.11    | 488,196.95          | 1,030,177.70  | -      | -               | 1,518,374.65    | 1645980.04     |
| 10           | 6/15/2006    | 21,556,364.82 | 4.61           | 88,089.52    | -                    | -                    | 31,716.77    | 427,191.81          | 971,367.80    | -      | -               | 1,398,559.61    | 1518365.9      |
| 11           | 7/15/2006    | 20,125,168.66 | 4.61           | 82,722.55    | -                    | -                    | 29,904.25    | 515,424.68          | 915,771.48    | -      | -               | 1,431,196.15    | 1543822.95     |
| 12           | 8/15/2006    | 18,806,246.80 | 4.61           | 77,230.33    | -                    | -                    | 28,145.81    | 455,439.97          | 863,481.89    | -      | -               | 1,318,921.86    | 1424298        |
| 13           | 9/15/2006    | 17,535,337.03 | 4.61           | 72,168.97    | -                    | -                    | 26,486.85    | 456,736.58          | 814,173.19    | -      | -               | 1,270,909.78    | 1369565.59     |
| 14           | 10/15/2006   | 16,240,900.49 | 4.61           | 67,291.86    | -                    | -                    | 24,963.26    | 526,876.85          | 767,559.69    | -      | -               | 1,294,436.53    | 1386691.65     |
| 15           | 11/15/2006   | 15,053,893.80 | 4.61           | 62,324.46    | -                    | -                    | 23,485.29    | 463,287.37          | 723,719.33    | -      | -               | 1,187,006.70    | 1272816.44     |
| 16           | 12/15/2006   | 13,841,918.15 | 4.61           | 57,769.32    | -                    | -                    | 22,128.49    | 529,699.89          | 682,275.76    | -      | -               | 1,211,975.65    | 1291873.46     |
| 17           | 1/15/2007    | 12,728,082.82 | 4.61           | 53,118.36    | -                    | -                    | 20,812.39    | 470,537.12          | 643,298.20    | -      | -               | 1,113,835.33    | 1187766.07     |
| 18           | 2/15/2007    | 11,649,425.14 | 4.61           | 48,844.02    | -                    | -                    | 19,571.51    | 472,114.00          | 606,543.67    | -      | -               | 1,078,657.68    | 1147073.21     |
| 19           | 3/15/2007    | 10,408,938.56 | 4.61           | 44,704.67    | -                    | -                    | 18,495.95    | 668,860.25          | 571,626.33    | -      | -               | 1,240,486.58    | 1303687.2      |
| 20           | 4/15/2007    | 9,378,384.95  | 4.61           | 39,944.30    | -                    | -                    | 17,388.78    | 491,594.93          | 538,958.68    | -      | -               | 1,030,553.61    | 1087886.69     |
| 21           | 5/15/2007    | 8,308,057.86  | 4.61           | 35,989.55    | -                    | -                    | 16,373.39    | 562,249.13          | 508,077.97    | -      | -               | 1,070,327.09    | 1122690.03     |
| 22           | 6/15/2007    | 7,318,188.81  | 4.61           | 31,882.17    | -                    | -                    | 15,388.63    | 510,833.46          | 479,035.59    | -      | -               | 989,869.04      | 1037139.85     |
| 23           | 7/15/2007    | 6,202,712.46  | 4.61           | 28,083.55    | -                    | -                    | 14,485.92    | 663,894.16          | 451,582.19    | -      | -               | 1,115,476.35    | 1158045.82     |
| 24           | 8/15/2007    | 5,185,175.69  | 4.61           | 23,802.91    | -                    | -                    | 13,610.48    | 591,773.38          | 425,763.38    | -      | -               | 1,017,536.76    | 1054950.15     |
| 25           | 9/15/2007    | 3,148,495.46  | 4.61           | 19,898.11    | -                    | -                    | 28,188.42    | 594,130.57          | 1,442,549.66  | -      | -               | 2,036,680.23    | 2084766.76     |
| 26           | 10/15/2007   | 1,110,391.72  | 4.61           | 12,082.35    | -                    | -                    | 26,619.24    | 677,001.11          | 1,361,102.64  | -      | -               | 2,038,103.74    | 2076805.33     |
| 27           | 11/15/2007   | .             | 4.61           | 4,261.13     | -                    | -                    | 14,758.64    | 599,343.48          | 511,048.23    | -      | -               | 1,110,391.72    | 1129411.48     |

CSFBRED-2005C4-V2.3 A1A  
 Tranche Cashflow Table(Speeds start after Hard Lock Inc. Prepay Pen. & YMP)  
 Current Balance \$377,179,000 Gross WAC 7.24  
 Pass-Thru Rate 4.979 Current WAM 333.00  
 Accrued Days / D 23 / 14 Settlement 08/24/2005  
 Factor Date 08/25/2005

Prepayments: 50.0% CPR

| Payment Date | Grand Totals | Balance        | Pass Thru Rate | Interest       | Cum. Int. Shortfalls | Chg. Int. Shortfalls | YM Penalties | Principal Scheduled | Prepay        | Losses | Cum. Net Losses | Total Principal | Total Cashflow |
|--------------|--------------|----------------|----------------|----------------|----------------------|----------------------|--------------|---------------------|---------------|--------|-----------------|-----------------|----------------|
|              |              | 377,179,000.00 | 4.98           | 172,793,435.67 | -                    | -                    | 50.28        | 332,853,171.67      | 44,325,828.33 | -      | -               | 377,179,000.00  | 549972486      |
| 1            | 9/15/2005    | 377,040,990.12 | 4.98           | 1,564,978.53   | -                    | -                    | -            | 138,009.88          | -             | -      | -               | 138,009.88      | 1702988.42     |
| 2            | 10/15/2005   | 376,882,118.43 | 4.98           | 1,564,405.91   | -                    | -                    | -            | 158,871.68          | -             | -      | -               | 158,871.68      | 1723277.59     |
| 3            | 11/15/2005   | 376,742,749.24 | 4.98           | 1,563,746.72   | -                    | -                    | -            | 139,369.20          | -             | -      | -               | 139,369.20      | 1703115.92     |
| 4            | 12/15/2005   | 376,582,556.05 | 4.98           | 1,563,168.46   | -                    | -                    | -            | 160,193.19          | -             | -      | -               | 160,193.19      | 1723361.65     |

|    |            |                |      |              |   |   |   |              |   |   |              |            |
|----|------------|----------------|------|--------------|---|---|---|--------------|---|---|--------------|------------|
| 5  | 1/15/2006  | 376,441,815.23 | 4.98 | 1,562,503.79 | - | - | - | 140,740.82   | - | - | 140,740.82   | 1703244.61 |
| 6  | 2/15/2006  | 376,300,430.19 | 4.98 | 1,561,919.83 | - | - | - | 141,385.04   | - | - | 141,385.04   | 1703304.87 |
| 7  | 3/15/2006  | 376,099,035.74 | 4.98 | 1,561,333.20 | - | - | - | 202,394.45   | - | - | 202,394.45   | 1763727.66 |
| 8  | 4/15/2006  | 375,955,075.72 | 4.98 | 1,560,493.43 | - | - | - | 142,960.02   | - | - | 142,960.02   | 1703453.45 |
| 9  | 5/15/2006  | 375,791,391.58 | 4.98 | 1,559,900.27 | - | - | - | 163,684.14   | - | - | 163,684.14   | 1723584.41 |
| 10 | 6/15/2006  | 375,647,027.42 | 4.98 | 1,559,221.12 | - | - | - | 144,364.16   | - | - | 144,364.16   | 1703585.28 |
| 11 | 7/15/2006  | 375,478,971.28 | 4.98 | 1,558,622.12 | - | - | - | 168,056.14   | - | - | 168,056.14   | 1726678.26 |
| 12 | 8/15/2006  | 375,330,607.46 | 4.98 | 1,557,924.83 | - | - | - | 148,363.82   | - | - | 148,363.82   | 1706288.65 |
| 13 | 9/15/2006  | 375,181,563.78 | 4.98 | 1,557,309.25 | - | - | - | 149,043.68   | - | - | 149,043.68   | 1706352.93 |
| 14 | 10/15/2006 | 375,011,443.05 | 4.98 | 1,556,690.84 | - | - | - | 170,120.73   | - | - | 170,120.73   | 1726811.56 |
| 15 | 11/15/2006 | 374,859,696.24 | 4.98 | 1,555,984.98 | - | - | - | 151,746.81   | - | - | 151,746.81   | 1707791.79 |
| 16 | 12/15/2006 | 374,686,670.17 | 4.98 | 1,555,355.36 | - | - | - | 173,026.08   | - | - | 173,026.08   | 1728381.43 |
| 17 | 1/15/2007  | 374,533,433.28 | 4.98 | 1,554,637.44 | - | - | - | 153,236.89   | - | - | 153,236.89   | 1707874.33 |
| 18 | 2/15/2007  | 374,379,493.54 | 4.98 | 1,554,001.64 | - | - | - | 153,939.74   | - | - | 153,939.74   | 1707941.38 |
| 19 | 3/15/2007  | 374,163,311.08 | 4.98 | 1,553,362.92 | - | - | - | 216,182.45   | - | - | 216,182.45   | 1769545.37 |
| 20 | 4/15/2007  | 374,007,672.23 | 4.98 | 1,552,465.94 | - | - | - | 155,638.86   | - | - | 155,638.86   | 1708104.79 |
| 21 | 5/15/2007  | 373,828,064.33 | 4.98 | 1,551,820.17 | - | - | - | 179,607.90   | - | - | 179,607.90   | 1731428.07 |
| 22 | 6/15/2007  | 373,659,248.09 | 4.98 | 1,551,074.94 | - | - | - | 168,816.23   | - | - | 168,816.23   | 1719891.18 |
| 23 | 7/15/2007  | 373,420,334.31 | 4.98 | 1,550,374.50 | - | - | - | 238,913.78   | - | - | 238,913.78   | 1789288.28 |
| 24 | 8/15/2007  | 373,208,658.44 | 4.98 | 1,549,363.20 | - | - | - | 211,675.88   | - | - | 211,675.88   | 1761059.08 |
| 25 | 9/15/2007  | 372,996,006.25 | 4.98 | 1,548,504.93 | - | - | - | 212,650.19   | - | - | 212,650.19   | 1761155.11 |
| 26 | 10/15/2007 | 372,754,139.63 | 4.98 | 1,547,622.60 | - | - | - | 241,868.62   | - | - | 241,868.62   | 1789491.22 |
| 27 | 11/15/2007 | 372,539,396.79 | 4.98 | 1,546,619.05 | - | - | - | 214,742.84   | - | - | 214,742.84   | 1761361.89 |
| 28 | 12/15/2007 | 372,295,493.68 | 4.98 | 1,545,728.05 | - | - | - | 243,903.11   | - | - | 243,903.11   | 1789631.16 |
| 29 | 1/15/2008  | 372,078,639.14 | 4.98 | 1,544,716.05 | - | - | - | 216,854.54   | - | - | 216,854.54   | 1761570.59 |
| 30 | 2/15/2008  | 371,860,786.39 | 4.98 | 1,543,816.29 | - | - | - | 217,852.75   | - | - | 217,852.75   | 1761669.03 |
| 31 | 3/15/2008  | 371,585,788.77 | 4.98 | 1,542,912.38 | - | - | - | 274,997.61   | - | - | 274,997.61   | 1817909.99 |
| 32 | 4/15/2008  | 371,365,666.28 | 4.98 | 1,541,771.37 | - | - | - | 220,122.50   | - | - | 220,122.50   | 1761893.87 |
| 33 | 5/15/2008  | 371,095,549.07 | 4.98 | 1,540,858.04 | - | - | - | 270,117.21   | - | - | 270,117.21   | 1810975.26 |
| 34 | 6/15/2008  | 370,854,944.22 | 4.98 | 1,539,737.28 | - | - | - | 240,604.84   | - | - | 240,604.84   | 1780342.12 |
| 35 | 7/15/2008  | 370,536,517.69 | 4.98 | 1,538,736.97 | - | - | - | 318,426.53   | - | - | 318,426.53   | 1857165.51 |
| 36 | 8/15/2008  | 370,245,795.04 | 4.98 | 1,537,417.77 | - | - | - | 290,718.65   | - | - | 290,718.65   | 1828136.42 |
| 37 | 9/15/2008  | 369,953,753.67 | 4.98 | 1,536,211.53 | - | - | - | 292,045.37   | - | - | 292,045.37   | 1828256.89 |
| 38 | 10/15/2008 | 369,623,417.60 | 4.98 | 1,534,999.78 | - | - | - | 330,336.07   | - | - | 330,336.07   | 1865335.85 |
| 39 | 11/15/2008 | 369,328,531.41 | 4.98 | 1,533,629.16 | - | - | - | 294,886.19   | - | - | 294,886.19   | 1828515.35 |
| 40 | 12/15/2008 | 368,995,433.58 | 4.98 | 1,532,405.63 | - | - | - | 333,097.83   | - | - | 333,097.83   | 1865503.46 |
| 41 | 1/15/2009  | 368,697,680.94 | 4.98 | 1,531,023.55 | - | - | - | 297,752.65   | - | - | 297,752.65   | 1828776.2  |
| 42 | 2/15/2009  | 368,398,569.40 | 4.98 | 1,529,788.13 | - | - | - | 299,111.54   | - | - | 299,111.54   | 1828899.67 |
| 43 | 3/15/2009  | 367,987,905.95 | 4.98 | 1,528,547.06 | - | - | - | 410,663.45   | - | - | 410,663.45   | 1939210.52 |
| 44 | 4/15/2009  | 367,688,553.60 | 4.98 | 1,526,843.15 | - | - | - | 302,352.34   | - | - | 302,352.34   | 1829195.5  |
| 45 | 5/15/2009  | 367,345,197.41 | 4.98 | 1,525,586.64 | - | - | - | 340,356.20   | - | - | 340,356.20   | 1865944.84 |
| 46 | 6/15/2009  | 367,039,911.24 | 4.98 | 1,524,176.45 | - | - | - | 305,286.17   | - | - | 305,286.17   | 1829462.62 |
| 47 | 7/15/2009  | 366,696,702.86 | 4.98 | 1,522,909.77 | - | - | - | 343,208.37   | - | - | 343,208.37   | 1866118.14 |
| 48 | 8/15/2009  | 366,388,456.39 | 4.98 | 1,521,485.74 | - | - | - | 308,246.47   | - | - | 308,246.47   | 1829732.2  |
| 49 | 9/15/2009  | 366,078,803.02 | 4.98 | 1,520,206.77 | - | - | - | 309,653.37   | - | - | 309,653.37   | 1829860.14 |
| 50 | 10/15/2009 | 365,656,858.91 | 4.98 | 1,518,921.97 | - | - | - | 347,454.04   | - | - | 347,454.04   | 1940866.08 |
| 51 | 11/15/2009 | 365,274,103.85 | 4.98 | 1,517,171.25 | - | - | - | 312,546.44   | - | - | 312,546.44   | 1899926.31 |
| 52 | 12/15/2009 | 364,857,799.15 | 4.98 | 1,515,583.14 | - | - | - | 66,163.25    | - | - | 66,163.25    | 1931887.83 |
| 53 | 1/15/2010  | 364,480,065.11 | 4.98 | 1,513,855.82 | - | - | - | 315,374.76   | - | - | 315,374.76   | 1891589.86 |
| 54 | 2/15/2010  | 364,104,568.15 | 4.98 | 1,512,288.54 | - | - | - | 316,723.43   | - | - | 316,723.43   | 1887785.5  |
| 55 | 3/15/2010  | 363,518,288.45 | 4.98 | 1,510,730.54 | - | - | - | 426,377.47   | - | - | 426,377.47   | 2097010.24 |
| 56 | 4/15/2010  | 361,878,873.76 | 4.98 | 1,508,297.97 | - | - | - | 1,249,591.88 | - | - | 1,249,591.88 | 3147712.65 |
| 57 | 5/15/2010  | 359,593,895.66 | 4.98 | 1,501,495.76 | - | - | - | 2,010,034.76 | - | - | 2,010,034.76 | 3786473.86 |
| 58 | 6/15/2010  | 354,540,345.83 | 4.98 | 1,492,015.01 | - | - | - | 5,053,549.83 | - | - | 5,053,549.83 | 6545564.83 |
| 59 | 7/15/2010  | 354,056,145.35 | 4.98 | 1,471,046.98 | - | - | - | 484,200.48   | - | - | 484,200.48   | 1955247.47 |
| 60 | 8/15/2010  | 353,622,172.83 | 4.98 | 1,469,037.96 | - | - | - | 433,972.52   | - | - | 433,972.52   | 1903010.48 |
| 61 | 9/15/2010  | 353,186,212.52 | 4.98 | 1,467,237.33 | - | - | - | 435,960.30   | - | - | 435,960.30   | 1903197.64 |
| 62 | 10/15/2010 | 352,696,008.98 | 4.98 | 1,465,428.46 | - | - | - | 490,203.54   | - | - | 490,203.54   | 1955632    |
| 63 | 11/15/2010 | 352,255,805.75 | 4.98 | 1,463,394.52 | - | - | - | 440,203.23   | - | - | 440,203.23   | 1903597.75 |

|     |            |                |      |              |                |               |   |                |             |
|-----|------------|----------------|------|--------------|----------------|---------------|---|----------------|-------------|
| 64  | 12/15/2010 | 351,761,477.31 | 4.98 | 1,461,566.05 | 494,328.44     | -             | - | 494,328.44     | 1955896.49  |
| 65  | 1/15/2011  | 351,316,992.76 | 4.98 | 1,459,517.00 | 444,484.56     | -             | - | 444,484.56     | 1904001.55  |
| 66  | 2/15/2011  | 350,870,472.18 | 4.98 | 1,457,672.76 | 446,520.58     | -             | - | 446,520.58     | 1904193.33  |
| 67  | 3/15/2011  | 350,266,193.89 | 4.98 | 1,455,820.07 | 604,278.29     | -             | - | 604,278.29     | 2060098.36  |
| 68  | 4/15/2011  | 349,814,858.04 | 4.98 | 1,453,312.82 | 451,335.85     | -             | - | 451,335.85     | 1904648.67  |
| 69  | 5/15/2011  | 349,309,706.64 | 4.98 | 1,451,440.15 | 505,151.39     | -             | - | 505,151.39     | 1956691.54  |
| 70  | 6/15/2011  | 348,853,988.70 | 4.98 | 1,449,344.19 | 455,717.95     | -             | - | 455,717.95     | 1905062.14  |
| 71  | 7/15/2011  | 348,344,577.11 | 4.98 | 1,447,453.34 | 509,411.59     | -             | - | 509,411.59     | 1956864.93  |
| 72  | 8/15/2011  | 347,884,437.41 | 4.98 | 1,445,339.71 | 460,139.70     | -             | - | 460,139.70     | 1905479.41  |
| 73  | 9/15/2011  | 347,422,189.84 | 4.98 | 1,443,430.51 | 462,247.57     | -             | - | 462,247.57     | 1905678.08  |
| 74  | 10/15/2011 | 346,906,430.26 | 4.98 | 1,441,512.57 | 515,759.58     | -             | - | 515,759.58     | 1957272.15  |
| 75  | 11/15/2011 | 346,439,701.84 | 4.98 | 1,439,372.60 | 466,728.42     | -             | - | 466,728.42     | 1906101.02  |
| 76  | 12/15/2011 | 345,919,586.05 | 4.98 | 1,437,436.06 | 520,115.79     | -             | - | 520,115.79     | 1957551.85  |
| 77  | 1/15/2012  | 345,448,336.21 | 4.98 | 1,435,278.02 | 471,249.83     | -             | - | 471,249.83     | 1906527.85  |
| 78  | 2/15/2012  | 344,974,927.52 | 4.98 | 1,433,322.72 | 473,408.69     | -             | - | 473,408.69     | 1906731.42  |
| 79  | 3/15/2012  | 344,261,332.27 | 4.98 | 1,431,358.47 | 577,643.01     | 135,952.24    | - | 713,595.25     | 2144953.72  |
| 80  | 4/15/2012  | 343,655,140.03 | 4.98 | 1,428,397.64 | 478,042.96     | 128,149.67    | - | 606,192.23     | 2034589.88  |
| 81  | 5/15/2012  | 340,972,375.82 | 4.98 | 1,425,882.45 | 2,682,764.21   | -             | - | 2,682,764.21   | 4108646.66  |
| 82  | 6/15/2012  | 340,492,808.29 | 4.98 | 1,414,751.22 | 479,567.53     | -             | - | 479,567.53     | 1894318.74  |
| 83  | 7/15/2012  | 339,960,692.20 | 4.98 | 1,412,761.41 | 532,116.09     | -             | - | 532,116.09     | 1944877.5   |
| 84  | 8/15/2012  | 339,476,490.81 | 4.98 | 1,410,553.57 | 484,201.39     | -             | - | 484,201.39     | 1894754.96  |
| 85  | 9/15/2012  | 338,990,071.86 | 4.98 | 1,408,544.54 | 486,418.95     | -             | - | 486,418.95     | 1894963.49  |
| 86  | 10/15/2012 | 338,451,294.94 | 4.98 | 1,406,526.31 | 538,776.92     | -             | - | 538,776.92     | 1945303.23  |
| 87  | 11/15/2012 | 337,960,180.14 | 4.98 | 1,404,290.83 | 491,114.81     | -             | - | 491,114.81     | 1895405.64  |
| 88  | 12/15/2012 | 337,416,837.99 | 4.98 | 1,402,253.11 | 543,342.15     | -             | - | 543,342.15     | 1945595.26  |
| 89  | 1/15/2013  | 336,920,984.83 | 4.98 | 1,399,998.70 | 495,853.16     | -             | - | 495,853.16     | 1895851.85  |
| 90  | 2/15/2013  | 336,422,860.65 | 4.98 | 1,397,941.32 | 498,124.18     | -             | - | 498,124.18     | 1896065.5   |
| 91  | 3/15/2013  | 335,773,202.30 | 4.98 | 1,395,874.52 | 649,658.36     | -             | - | 649,658.36     | 2045532.88  |
| 92  | 4/15/2013  | 335,269,819.49 | 4.98 | 1,393,178.98 | 503,382.80     | -             | - | 503,382.80     | 1896561.78  |
| 93  | 5/15/2013  | 334,714,550.62 | 4.98 | 1,391,090.36 | 555,268.88     | -             | - | 555,268.88     | 1946359.24  |
| 94  | 6/15/2013  | 334,206,318.44 | 4.98 | 1,388,786.46 | 508,232.17     | -             | - | 508,232.17     | 1897018.63  |
| 95  | 7/15/2013  | 333,646,335.09 | 4.98 | 1,386,677.72 | 559,983.35     | -             | - | 559,983.35     | 1946661.07  |
| 96  | 8/15/2013  | 333,133,209.66 | 4.98 | 1,384,354.25 | 513,125.43     | -             | - | 513,125.43     | 1897479.68  |
| 97  | 9/15/2013  | 332,617,733.94 | 4.98 | 1,382,225.21 | 515,475.71     | -             | - | 515,475.71     | 1897700.92  |
| 98  | 10/15/2013 | 332,050,708.55 | 4.98 | 1,380,086.41 | 567,025.39     | -             | - | 567,025.39     | 1947111.81  |
| 99  | 11/15/2013 | 331,530,274.03 | 4.98 | 1,377,733.73 | 520,434.52     | -             | - | 520,434.52     | 1898168.25  |
| 100 | 12/15/2013 | 330,958,427.77 | 4.98 | 1,375,574.36 | 571,846.26     | -             | - | 571,846.26     | 1947420.62  |
| 101 | 1/15/2014  | 330,432,989.57 | 4.98 | 1,373,201.68 | 525,438.20     | -             | - | 525,438.20     | 1898639.88  |
| 102 | 2/15/2014  | 329,905,144.58 | 4.98 | 1,371,021.55 | 527,844.98     | -             | - | 527,844.98     | 1898866.53  |
| 103 | 3/15/2014  | 329,228,518.44 | 4.98 | 1,368,831.43 | 676,626.14     | -             | - | 676,626.14     | 2045457.57  |
| 104 | 4/15/2014  | 328,695,154.70 | 4.98 | 1,366,023.99 | 533,363.74     | -             | - | 533,363.74     | 1899387.73  |
| 105 | 5/15/2014  | 328,110,738.87 | 4.98 | 1,363,810.98 | 584,415.83     | -             | - | 584,415.83     | 1948226.81  |
| 106 | 6/15/2014  | 327,572,254.43 | 4.98 | 1,361,386.14 | 538,484.44     | -             | - | 538,484.44     | 1899870.56  |
| 107 | 7/15/2014  | 326,982,860.35 | 4.98 | 1,359,151.88 | 589,394.09     | -             | - | 589,394.09     | 1948545.97  |
| 108 | 8/15/2014  | 326,217,652.40 | 4.98 | 1,356,706.38 | 543,651.49     | -             | - | 543,651.49     | 1948206.71  |
| 109 | 9/15/2014  | 325,325,681.10 | 4.98 | 1,353,531.41 | 545,689.24     | 221,556.46    | - | 891,971.30     | 2245502.71  |
| 110 | 10/15/2014 | 324,127,204.87 | 4.98 | 1,349,830.47 | 595,577.92     | 346,282.06    | - | 1,198,476.22   | 2548906.7   |
| 111 | 11/15/2014 | 320,776,618.84 | 4.98 | 1,344,857.79 | 2,723,339.10   | 602,898.30    | - | 2,621,844.99   | 4695443.83  |
| 112 | 12/15/2014 | 319,536,395.13 | 4.98 | 1,330,955.65 | 593,060.55     | 647,163.15    | - | 1,240,223.70   | 2571179.36  |
| 113 | 1/15/2015  | 317,270,372.20 | 4.98 | 1,325,609.76 | 547,027.03     | 1,718,995.90  | - | 2,266,022.93   | 3591682.69  |
| 114 | 2/15/2015  | 310,957,576.38 | 4.98 | 1,316,407.65 | 3,302,202.53   | 3,010,593.30  | - | 6,312,795.83   | 7629203.48  |
| 115 | 3/15/2015  | 304,683,431.57 | 4.98 | 1,290,214.81 | 675,838.68     | 5,598,308.13  | - | 6,274,144.81   | 7564359.62  |
| 116 | 4/15/2015  | 272,100,194.36 | 4.98 | 1,264,182.34 | 17,307,615.52  | 15,275,621.89 | - | 32,583,237.21  | 33847419.55 |
| 117 | 5/15/2015  | 232,436,507.33 | 4.98 | 1,128,989.06 | 25,915,338.51  | 13,748,348.52 | - | 39,663,687.03  | 40732676.08 |
| 118 | 6/15/2015  | -              | 4.98 | 964,417.81   | 231,328,458.49 | 1,108,048.84  | - | 232,436,507.33 | 233400975.4 |

CSFBRED-2005C4-V2.3 A2  
 Tranche Cashflow Table(Speeds start after Hard Lock Inc. Prepay Pen. & YMP)  
 Current Balance \$138,000,000 Gross WAC 7.24  
 Pass-Thru Rate 4.825 Current WAM 333.00  
 Accrued Days / D 23 / 14 Settlement 08/24/2005  
 Factor Date 08/25/2005  
 Prepayments: 50.0% CPR

| Payment Date  | Balance        | Pass Thru Rate | Interest      | Cum. Int. Shortfalls | Chg. Int. Shortfalls | YM Penalties | Principal Scheduled Principal | Prepay        | Losses | Cum. Net Losses | Total Principal | Total Cashflow |
|---------------|----------------|----------------|---------------|----------------------|----------------------|--------------|-------------------------------|---------------|--------|-----------------|-----------------|----------------|
| Grand Totals  | 138,000,000.00 | 4.83           | 28,519,116.47 | -                    | -                    | 690,793.01   | 95,270,553.50                 | 42,729,446.50 | -      | -               | 138,000,000.00  | 167,209,909.5  |
| 1 9/15/2005   | 138,000,000.00 | 4.83           | 554,875.00    | -                    | -                    | -            | -                             | -             | -      | -               | -               | 554,875        |
| 2 10/15/2005  | 138,000,000.00 | 4.83           | 554,875.00    | -                    | -                    | -            | -                             | -             | -      | -               | -               | 554,875        |
| 3 11/15/2005  | 138,000,000.00 | 4.83           | 554,875.00    | -                    | -                    | -            | -                             | -             | -      | -               | -               | 554,875        |
| 4 12/15/2005  | 138,000,000.00 | 4.83           | 554,875.00    | -                    | -                    | -            | -                             | -             | -      | -               | -               | 554,875        |
| 5 1/15/2006   | 138,000,000.00 | 4.83           | 554,875.00    | -                    | -                    | -            | -                             | -             | -      | -               | -               | 554,875        |
| 6 2/15/2006   | 138,000,000.00 | 4.83           | 554,875.00    | -                    | -                    | -            | -                             | -             | -      | -               | -               | 554,875        |
| 7 3/15/2006   | 138,000,000.00 | 4.83           | 554,875.00    | -                    | -                    | -            | -                             | -             | -      | -               | -               | 554,875        |
| 8 4/15/2006   | 138,000,000.00 | 4.83           | 554,875.00    | -                    | -                    | -            | -                             | -             | -      | -               | -               | 554,875        |
| 9 5/15/2006   | 138,000,000.00 | 4.83           | 554,875.00    | -                    | -                    | -            | -                             | -             | -      | -               | -               | 554,875        |
| 10 6/15/2006  | 138,000,000.00 | 4.83           | 554,875.00    | -                    | -                    | -            | -                             | -             | -      | -               | -               | 554,875        |
| 11 7/15/2006  | 138,000,000.00 | 4.83           | 554,875.00    | -                    | -                    | -            | -                             | -             | -      | -               | -               | 554,875        |
| 12 8/15/2006  | 138,000,000.00 | 4.83           | 554,875.00    | -                    | -                    | -            | -                             | -             | -      | -               | -               | 554,875        |
| 13 9/15/2006  | 138,000,000.00 | 4.83           | 554,875.00    | -                    | -                    | -            | -                             | -             | -      | -               | -               | 554,875        |
| 14 10/15/2006 | 138,000,000.00 | 4.83           | 554,875.00    | -                    | -                    | -            | -                             | -             | -      | -               | -               | 554,875        |
| 15 11/15/2006 | 138,000,000.00 | 4.83           | 554,875.00    | -                    | -                    | -            | -                             | -             | -      | -               | -               | 554,875        |
| 16 12/15/2006 | 138,000,000.00 | 4.83           | 554,875.00    | -                    | -                    | -            | -                             | -             | -      | -               | -               | 554,875        |
| 17 1/15/2007  | 138,000,000.00 | 4.83           | 554,875.00    | -                    | -                    | -            | -                             | -             | -      | -               | -               | 554,875        |
| 18 2/15/2007  | 138,000,000.00 | 4.83           | 554,875.00    | -                    | -                    | -            | -                             | -             | -      | -               | -               | 554,875        |
| 19 3/15/2007  | 138,000,000.00 | 4.83           | 554,875.00    | -                    | -                    | -            | -                             | -             | -      | -               | -               | 554,875        |
| 20 4/15/2007  | 138,000,000.00 | 4.83           | 554,875.00    | -                    | -                    | -            | -                             | -             | -      | -               | -               | 554,875        |
| 21 5/15/2007  | 138,000,000.00 | 4.83           | 554,875.00    | -                    | -                    | -            | -                             | -             | -      | -               | -               | 554,875        |
| 22 6/15/2007  | 138,000,000.00 | 4.83           | 554,875.00    | -                    | -                    | -            | -                             | -             | -      | -               | -               | 554,875        |
| 23 7/15/2007  | 138,000,000.00 | 4.83           | 554,875.00    | -                    | -                    | -            | -                             | -             | -      | -               | -               | 554,875        |
| 24 8/15/2007  | 138,000,000.00 | 4.83           | 554,875.00    | -                    | -                    | -            | -                             | -             | -      | -               | -               | 554,875        |
| 25 9/15/2007  | 138,000,000.00 | 4.83           | 554,875.00    | -                    | -                    | -            | -                             | -             | -      | -               | -               | 554,875        |
| 26 10/15/2007 | 138,000,000.00 | 4.83           | 554,875.00    | -                    | -                    | -            | -                             | -             | -      | -               | -               | 554,875        |
| 27 11/15/2007 | 137,226,742.40 | 4.83           | 554,875.00    | -                    | -                    | 14,931.44    | -                             | 773,257.60    | -      | -               | 773,257.60      | 134,006,04     |
| 28 12/15/2007 | 135,332,976.79 | 4.83           | 551,765.86    | -                    | -                    | 34,273.24    | 681,976.23                    | 1,211,789.38  | -      | -               | 1,893,765.61    | 247,980,71     |
| 29 1/15/2008  | 133,584,869.43 | 4.83           | 544,151.34    | -                    | -                    | 32,164.40    | 604,693.99                    | 1,143,413.37  | -      | -               | 1,748,107.35    | 232,442,31     |
| 30 2/15/2008  | 131,898,751.23 | 4.83           | 537,122.50    | -                    | -                    | 30,179.48    | 607,224.39                    | 1,078,893.81  | -      | -               | 1,686,118.20    | 225,342,018    |
| 31 3/15/2008  | 130,111,572.20 | 4.83           | 530,342.90    | -                    | -                    | 28,535.96    | 789,250.94                    | 1,017,928.09  | -      | -               | 1,787,179.04    | 234,603,79     |
| 32 4/15/2008  | 128,537,932.51 | 4.83           | 523,156.95    | -                    | -                    | 26,766.62    | 613,153.85                    | 960,485.83    | -      | -               | 1,573,639.68    | 212,356,325    |
| 33 5/15/2008  | 126,955,530.58 | 4.83           | 516,829.60    | -                    | -                    | 25,201.97    | 696,156.16                    | 906,245.77    | -      | -               | 1,602,401.93    | 214,443,35     |
| 34 6/15/2008  | 125,460,836.76 | 4.83           | 510,386.61    | -                    | -                    | 23,630.69    | 619,590.97                    | 855,102.86    | -      | -               | 1,474,693.83    | 200,871,13     |
| 35 7/15/2008  | 123,950,193.08 | 4.83           | 504,457.11    | -                    | -                    | 22,241.96    | 703,832.49                    | 806,811.19    | -      | -               | 1,510,643.68    | 203,734,275    |
| 36 8/15/2008  | 122,492,315.25 | 4.83           | 498,383.07    | -                    | -                    | 20,847.31    | 696,600.73                    | 761,277.10    | -      | -               | 1,457,877.83    | 197,710,82     |
| 37 9/15/2008  | 120,676,477.40 | 4.83           | 492,511.18    | -                    | -                    | 36,638.53    | 699,662.11                    | 1,116,175.74  | -      | -               | 1,815,837.85    | 234,499,56     |
| 38 10/15/2008 | 118,832,420.05 | 4.83           | 485,220.00    | -                    | -                    | 34,408.92    | 791,253.19                    | 1,052,804.17  | -      | -               | 1,844,057.36    | 236,886,27     |
| 39 11/15/2008 | 117,133,909.72 | 4.83           | 477,805.36    | -                    | -                    | 32,213.67    | 705,414.41                    | 993,095.92    | -      | -               | 1,698,510.33    | 220,852,936    |
| 40 12/15/2008 | 115,400,474.11 | 4.83           | 470,975.93    | -                    | -                    | 30,242.73    | 796,729.98                    | 936,705.63    | -      | -               | 1,733,435.61    | 223,465,427    |
| 41 1/15/2009  | 113,805,543.89 | 4.83           | 464,006.07    | -                    | -                    | 28,301.90    | 711,354.91                    | 863,575.32    | -      | -               | 1,594,930.22    | 208,723,82     |
| 42 2/15/2009  | 112,257,908.64 | 4.83           | 457,593.12    | -                    | -                    | 26,479.55    | 714,179.57                    | 833,455.68    | -      | -               | 1,547,635.25    | 203,170,792    |
| 43 3/15/2009  | 110,490,680.69 | 4.83           | 451,370.34    | -                    | -                    | 24,998.33    | 981,215.19                    | 786,012.77    | -      | -               | 1,767,227.95    | 224,359,663    |
| 44 4/15/2009  | 109,028,030.80 | 4.83           | 444,264.61    | -                    | -                    | 23,380.68    | 721,228.71                    | 741,421.18    | -      | -               | 1,462,649.89    | 193,029,518    |
| 45 5/15/2009  | 107,516,851.60 | 4.83           | 438,383.54    | -                    | -                    | 21,930.63    | 811,870.74                    | 699,308.47    | -      | -               | 1,511,179.20    | 197,149,337    |
| 46 6/15/2009  | 106,129,623.66 | 4.83           | 432,307.34    | -                    | -                    | 20,502.31    | 727,597.15                    | 659,630.79    | -      | -               | 1,387,227.94    | 184,003,58     |
| 47 7/15/2009  | 104,491,257.46 | 4.83           | 426,729.53    | -                    | -                    | 19,222.97    | 817,987.14                    | 820,379.06    | -      | -               | 1,638,366.20    | 208,431,871    |





|              | Payment Date | Pass Thru Rate | Interest       | Cum. Int.      | Chg. Int. | YM | Penalties | Principal Scheduled | Prepay        | Losses | Cum. Net Losses | Total Principal | Total Cashflow |
|--------------|--------------|----------------|----------------|----------------|-----------|----|-----------|---------------------|---------------|--------|-----------------|-----------------|----------------|
| 37           | 9/15/2008    | 4.93           | 113,000,000.00 | 464,430.00     | -         | -  | -         | -                   | -             | -      | -               | -               | 464,430        |
| 38           | 10/15/2008   | 4.93           | 113,000,000.00 | 464,430.00     | -         | -  | -         | -                   | -             | -      | -               | -               | 464,430        |
| 39           | 11/15/2008   | 4.93           | 113,000,000.00 | 464,430.00     | -         | -  | -         | -                   | -             | -      | -               | -               | 464,430        |
| 40           | 12/15/2008   | 4.93           | 113,000,000.00 | 464,430.00     | -         | -  | -         | -                   | -             | -      | -               | -               | 464,430        |
| 41           | 1/15/2009    | 4.93           | 113,000,000.00 | 464,430.00     | -         | -  | -         | -                   | -             | -      | -               | -               | 464,430        |
| 42           | 2/15/2009    | 4.93           | 113,000,000.00 | 464,430.00     | -         | -  | -         | -                   | -             | -      | -               | -               | 464,430        |
| 43           | 3/15/2009    | 4.93           | 113,000,000.00 | 464,430.00     | -         | -  | -         | -                   | -             | -      | -               | -               | 464,430        |
| 44           | 4/15/2009    | 4.93           | 113,000,000.00 | 464,430.00     | -         | -  | -         | -                   | -             | -      | -               | -               | 464,430        |
| 45           | 5/15/2009    | 4.93           | 113,000,000.00 | 464,430.00     | -         | -  | -         | -                   | -             | -      | -               | -               | 464,430        |
| 46           | 6/15/2009    | 4.93           | 113,000,000.00 | 464,430.00     | -         | -  | -         | -                   | -             | -      | -               | -               | 464,430        |
| 47           | 7/15/2009    | 4.93           | 113,000,000.00 | 464,430.00     | -         | -  | -         | -                   | -             | -      | -               | -               | 464,430        |
| 48           | 8/15/2009    | 4.93           | 113,000,000.00 | 464,430.00     | -         | -  | -         | -                   | -             | -      | -               | -               | 464,430        |
| 49           | 9/15/2009    | 4.93           | 113,000,000.00 | 464,430.00     | -         | -  | -         | -                   | -             | -      | -               | -               | 464,430        |
| 50           | 10/15/2009   | 4.93           | 113,000,000.00 | 464,430.00     | -         | -  | -         | -                   | -             | -      | -               | -               | 464,430        |
| 51           | 11/15/2009   | 4.93           | 113,000,000.00 | 464,430.00     | -         | -  | -         | -                   | -             | -      | -               | -               | 464,430        |
| 52           | 12/15/2009   | 4.93           | 113,000,000.00 | 464,430.00     | -         | -  | -         | -                   | -             | -      | -               | -               | 464,430        |
| 53           | 1/15/2010    | 4.93           | 113,000,000.00 | 464,430.00     | -         | -  | -         | -                   | -             | -      | -               | -               | 464,430        |
| 54           | 2/15/2010    | 4.93           | 113,000,000.00 | 464,430.00     | -         | -  | -         | -                   | -             | -      | -               | -               | 464,430        |
| 55           | 3/15/2010    | 4.93           | 113,000,000.00 | 464,430.00     | -         | -  | -         | -                   | -             | -      | -               | -               | 464,430        |
| 56           | 4/15/2010    | 4.93           | 113,000,000.00 | 464,430.00     | -         | -  | -         | -                   | -             | -      | -               | -               | 464,430        |
| 57           | 5/15/2010    | 4.93           | 98,587,937.97  | 464,430.00     | -         | -  | 1,840.23  | 12,260,008.22       | 2,152,053.81  | -      | -               | 14,412,062.03   | 148,763,326.26 |
| 58           | 6/15/2010    | 4.93           | 87,599,140.11  | 464,430.00     | -         | -  | 10,357.94 | 9,444,129.60        | 1,544,668.26  | -      | -               | 10,988,797.86   | 114,043,522.22 |
| 59           | 7/15/2010    | 4.93           | 65,936,049.16  | 360,032.47     | -         | -  | 9,679.42  | 21,354,738.52       | 306,352.42    | -      | -               | 21,663,090.94   | 220,326,028.83 |
| 60           | 8/15/2010    | 4.93           | 65,073,200.47  | 270,997.16     | -         | -  | 9,162.58  | 477,857.36          | 384,981.33    | -      | -               | 862,848.69      | 114,300,430    |
| 61           | 9/15/2010    | 4.93           | 64,755,518.56  | 267,450.85     | -         | -  | 3,159.13  | -                   | 317,681.91    | -      | -               | 291,110.39      | 568,291.89     |
| 62           | 10/15/2010   | 4.93           | 64,464,408.17  | 266,145.18     | -         | -  | 2,536.22  | -                   | 291,110.39    | -      | -               | 275,804.01      | 543,199.08     |
| 63           | 11/15/2010   | 4.93           | 64,188,604.15  | 264,948.72     | -         | -  | 2,446.35  | -                   | 275,804.01    | -      | -               | 252,532.71      | 518,902.47     |
| 64           | 12/15/2010   | 4.93           | 63,936,071.44  | 263,815.16     | -         | -  | 1,954.60  | -                   | 239,801.86    | -      | -               | 222,157.74      | 485,592.43     |
| 65           | 1/15/2011    | 4.93           | 63,696,269.59  | 262,777.25     | -         | -  | 1,888.35  | -                   | 191,470.17    | -      | -               | 191,470.17      | 453,118.87     |
| 66           | 2/15/2011    | 4.93           | 63,474,111.85  | 261,791.67     | -         | -  | 1,643.03  | -                   | 191,470.17    | -      | -               | 191,470.17      | 421,648.70     |
| 67           | 3/15/2011    | 4.93           | 63,282,641.68  | 260,878.60     | -         | -  | 1,070.10  | -                   | 191,470.17    | -      | -               | 191,470.17      | 384,175.82     |
| 68           | 4/15/2011    | 4.93           | 63,091,639.88  | 260,091.66     | -         | -  | 1,253.33  | -                   | 191,001.80    | -      | -               | 191,001.80      | 342,694.04     |
| 69           | 5/15/2011    | 4.93           | 62,919,888.06  | 259,306.64     | -         | -  | 975.59    | -                   | 171,751.81    | -      | -               | 171,751.81      | 300,940.97     |
| 70           | 6/15/2011    | 4.93           | 62,755,425.05  | 258,600.74     | -         | -  | 948.98    | -                   | 164,463.01    | -      | -               | 164,463.01      | 254,098.17     |
| 71           | 7/15/2011    | 4.93           | 62,609,848.01  | 257,924.80     | -         | -  | 724.43    | -                   | 145,477.04    | -      | -               | 145,477.04      | 207,000.97     |
| 72           | 8/15/2011    | 4.93           | 62,470,936.27  | 257,326.89     | -         | -  | 702.35    | -                   | 139,011.74    | -      | -               | 139,011.74      | 164,000.97     |
| 73           | 9/15/2011    | 4.93           | 62,343,812.12  | 256,755.55     | -         | -  | 599.12    | -                   | 127,124.16    | -      | -               | 127,124.16      | 117,000.97     |
| 74           | 10/15/2011   | 4.93           | 62,232,081.76  | 256,233.07     | -         | -  | 452.51    | -                   | 111,730.36    | -      | -               | 111,730.36      | 72,000.97      |
| 75           | 11/15/2011   | 4.93           | 59,225,458.47  | 255,773.86     | -         | -  | 3,271.97  | -                   | 3,006,623.29  | -      | -               | 3,006,623.29    | 36,847.82      |
| 76           | 12/15/2011   | 4.93           | 56,405,487.54  | 243,416.63     | -         | -  | 2,912.71  | -                   | 2,819,970.92  | -      | -               | 2,819,970.92    | 3,006,300.27   |
| 77           | 1/15/2012    | 4.93           | 53,750,072.87  | 231,826.55     | -         | -  | 2,717.68  | -                   | 2,655,414.67  | -      | -               | 2,655,414.67    | 2,889,958.91   |
| 78           | 2/15/2012    | 4.93           | 51,255,842.83  | 220,912.80     | -         | -  | 2,466.06  | -                   | 2,494,230.04  | -      | -               | 2,494,230.04    | 2,717,608.9    |
| 79           | 3/15/2012    | 4.93           | 48,927,645.72  | 210,661.51     | -         | -  | 2,122.75  | -                   | 2,328,197.10  | -      | -               | 2,328,197.10    | 2,540,981.37   |
| 80           | 4/15/2012    | 4.93           | 43,383,525.96  | 201,092.62     | -         | -  | 2,496.37  | -                   | 5,544,119.77  | -      | -               | 5,544,119.77    | 5,747,708.76   |
| 81           | 5/15/2012    | 4.93           | 3,192,772.36   | 178,306.29     | -         | -  | 2,698.94  | 36,921,626.31       | 3,269,127.29  | -      | -               | 40,190,753.59   | 40,371,758.83  |
| 82           | 6/15/2012    | 4.93           | -              | 13,122.29      | -         | -  | 2,036.00  | 602,125.50          | 2,590,646.86  | -      | -               | 3,192,772.36    | 3,207,930.66   |
| Grand Totals |              |                | 310,000,000.00 | 140,768,546.48 |           |    | 95,426.48 | 237,901,544.09      | 72,098,455.91 |        |                 | 310,000,000.00  | 450,863,973    |

CSFBRED-200504-V2.3 A4  
Tranche Cashflow Table(Speeds start after Hard Lock Inc. Prepay Pen. & YMP)  
Current Balance \$310,000,000 Gross WAC 7.24  
Pass-Thru Rate 4.968 Current WAM Settlement 08/24/2005  
Accrued Days / D 23 / 14 Factor Date 08/25/2005  
Prepayments: 50.0% CPR  
Interest 140,768,546.48  
Pass Thru Rate 4.97  
Balance 310,000,000.00  
Interest 140,768,546.48



|    |            |                |      |              |   |   |   |          |               |               |               |   |   |   |   |   |   |   |   |               |             |         |
|----|------------|----------------|------|--------------|---|---|---|----------|---------------|---------------|---------------|---|---|---|---|---|---|---|---|---------------|-------------|---------|
| 60 | 8/15/2010  | 310,000,000.00 | 4.97 | 1,283,400.00 | - | - | - | -        | 26,837,501.17 | 549,995.62    | -             | - | - | - | - | - | - | - | - | 27,387,496.79 | 286,7494.86 | 1283400 |
| 61 | 9/15/2010  | 310,000,000.00 | 4.97 | 1,283,400.00 | - | - | - | 4,045.07 | 7,061.29      | 845,654.15    | 517,490.87    | - | - | - | - | - | - | - | - | 1,363,145.02  | 254022.08   | 1283400 |
| 62 | 10/15/2010 | 310,000,000.00 | 4.97 | 1,283,400.00 | - | - | - | 6,541.56 | 848,024.35    | 848,024.35    | 486,895.00    | - | - | - | - | - | - | - | - | 1,334,919.35  | 2505833.25  | 1283400 |
| 63 | 11/15/2010 | 310,000,000.00 | 4.97 | 1,283,400.00 | - | - | - | 6,077.95 | 933,075.67    | 933,075.67    | 458,030.09    | - | - | - | - | - | - | - | - | 1,391,105.76  | 2556029.48  | 1283400 |
| 64 | 12/15/2010 | 310,000,000.00 | 4.97 | 1,283,400.00 | - | - | - | 5,625.82 | 853,446.60    | 853,446.60    | 430,927.39    | - | - | - | - | - | - | - | - | 1,284,373.98  | 2443086.4   | 1283400 |
| 65 | 1/15/2011  | 310,000,000.00 | 4.97 | 1,283,400.00 | - | - | - | 5,223.00 | 936,278.57    | 936,278.57    | 405,359.18    | - | - | - | - | - | - | - | - | 1,343,637.75  | 2496630.04  | 1283400 |
| 66 | 2/15/2011  | 310,000,000.00 | 4.97 | 1,283,400.00 | - | - | - | 4,830.06 | 859,225.38    | 859,225.38    | 381,352.89    | - | - | - | - | - | - | - | - | 1,240,578.27  | 2387614.96  | 1283400 |
| 67 | 3/15/2011  | 310,000,000.00 | 4.97 | 1,283,400.00 | - | - | - | 4,481.72 | 862,043.58    | 862,043.58    | 358,758.83    | - | - | - | - | - | - | - | - | 1,220,802.41  | 2362354.76  | 1283400 |
| 68 | 4/15/2011  | 310,000,000.00 | 4.97 | 1,283,400.00 | - | - | - | 4,187.61 | 1,109,769.50  | 1,109,769.50  | 337,347.70    | - | - | - | - | - | - | - | - | 1,447,117.19  | 2583321.32  | 1283400 |
| 69 | 5/15/2011  | 310,000,000.00 | 4.97 | 1,283,400.00 | - | - | - | 3,895.51 | 869,089.28    | 869,089.28    | 317,342.64    | - | - | - | - | - | - | - | - | 1,186,431.92  | 2316352.88  | 1283400 |
| 70 | 6/15/2011  | 310,000,000.00 | 4.97 | 1,283,400.00 | - | - | - | 3,627.58 | 953,351.56    | 953,351.56    | 298,472.49    | - | - | - | - | - | - | - | - | 1,251,824.05  | 2376565.24  | 1283400 |
| 71 | 7/15/2011  | 310,000,000.00 | 4.97 | 1,283,400.00 | - | - | - | 3,372.06 | 875,651.11    | 875,651.11    | 280,756.97    | - | - | - | - | - | - | - | - | 1,156,408.08  | 2275711.21  | 1283400 |
| 72 | 8/15/2011  | 310,000,000.00 | 4.97 | 1,283,400.00 | - | - | - | 3,146.15 | 959,689.24    | 959,689.24    | 264,047.31    | - | - | - | - | - | - | - | - | 1,223,736.54  | 2338026.23  | 1283400 |
| 73 | 9/15/2011  | 310,000,000.00 | 4.97 | 1,283,400.00 | - | - | - | 2,937.80 | 882,465.83    | 882,465.83    | 246,360.76    | - | - | - | - | - | - | - | - | 1,130,846.59  | 2239661.67  | 1283400 |
| 74 | 10/15/2011 | 310,000,000.00 | 4.97 | 1,283,400.00 | - | - | - | 2,741.43 | 885,806.50    | 885,806.50    | 233,599.42    | - | - | - | - | - | - | - | - | 1,119,405.92  | 2223542.92  | 1283400 |
| 75 | 11/15/2011 | 310,000,000.00 | 4.97 | 1,283,400.00 | - | - | - | 2,560.08 | 969,510.11    | 969,510.11    | 219,677.24    | - | - | - | - | - | - | - | - | 1,189,187.35  | 2288508.66  | 1283400 |
| 76 | 12/15/2011 | 310,000,000.00 | 4.97 | 1,283,400.00 | - | - | - | 2,385.20 | 893,014.65    | 893,014.65    | 206,608.38    | - | - | - | - | - | - | - | - | 1,099,623.04  | 2193846.23  | 1283400 |
| 77 | 1/15/2012  | 310,000,000.00 | 4.97 | 1,283,400.00 | - | - | - | 2,223.90 | 976,488.94    | 976,488.94    | 194,283.12    | - | - | - | - | - | - | - | - | 1,170,772.06  | 2260281.52  | 1283400 |
| 78 | 2/15/2012  | 310,000,000.00 | 4.97 | 1,283,400.00 | - | - | - | 2,068.48 | 900,452.80    | 900,452.80    | 182,713.83    | - | - | - | - | - | - | - | - | 1,083,166.63  | 2167673.67  | 1283400 |
| 79 | 3/15/2012  | 310,000,000.00 | 4.97 | 1,283,400.00 | - | - | - | 1,924.07 | 904,062.58    | 904,062.58    | 171,828.24    | - | - | - | - | - | - | - | - | 1,075,890.81  | 2155769.13  | 1283400 |
| 80 | 4/15/2012  | 310,000,000.00 | 4.97 | 1,283,400.00 | - | - | - | 1,795.15 | 1,146,132.85  | 1,146,132.85  | 161,516.11    | - | - | - | - | - | - | - | - | 1,307,648.95  | 2382944.16  | 1283400 |
| 81 | 5/15/2012  | 310,000,000.00 | 4.97 | 1,283,400.00 | - | - | - | 1,653.65 | 912,581.82    | 912,581.82    | 151,883.43    | - | - | - | - | - | - | - | - | 1,064,465.25  | 2134221.55  | 1283400 |
| 82 | 6/15/2012  | 310,000,000.00 | 4.97 | 1,283,400.00 | - | - | - | 1,553.65 | 995,456.39    | 995,456.39    | 3,717,412.25  | - | - | - | - | - | - | - | - | 4,712,868.64  | 5778101.8   | 1283400 |
| 83 | 7/15/2012  | 310,000,000.00 | 4.97 | 1,283,400.00 | - | - | - | 1,443.30 | 914,773.04    | 914,773.04    | 3,614,920.17  | - | - | - | - | - | - | - | - | 4,529,693.21  | 5575304.74  | 1283400 |
| 84 | 8/15/2012  | 310,000,000.00 | 4.97 | 1,283,400.00 | - | - | - | 1,340.46 | 990,218.66    | 990,218.66    | 3,405,411.87  | - | - | - | - | - | - | - | - | 4,395,630.53  | 5422386.28  | 1283400 |
| 85 | 9/15/2012  | 310,000,000.00 | 4.97 | 1,283,400.00 | - | - | - | 1,240.62 | 54,196,634.80 | 54,196,634.80 | 217,932.98    | - | - | - | - | - | - | - | - | 54,414,567.78 | 55423025.79 | 1283400 |
| 86 | 10/15/2012 | 310,000,000.00 | 4.97 | 1,283,400.00 | - | - | - | 1,147.57 | 826,972.12    | 826,972.12    | 318,923.37    | - | - | - | - | - | - | - | - | 1,145,895.48  | 1928984.13  | 1283400 |
| 87 | 11/15/2012 | 310,000,000.00 | 4.97 | 1,283,400.00 | - | - | - | 1,061.95 | 895,877.92    | 895,877.92    | 299,933.73    | - | - | - | - | - | - | - | - | 1,195,811.65  | 1974070.67  | 1283400 |
| 88 | 12/15/2012 | 310,000,000.00 | 4.97 | 1,283,400.00 | - | - | - | 981.34   | 2,629,371.03  | 2,629,371.03  | 335,853.01    | - | - | - | - | - | - | - | - | 2,965,224.04  | 3738451.79  | 1283400 |
| 89 | 1/15/2013  | 310,000,000.00 | 4.97 | 1,283,400.00 | - | - | - | 838.83   | 2,280,428.82  | 2,280,428.82  | 420,713.11    | - | - | - | - | - | - | - | - | 2,701,141.93  | 3461951.14  | 1283400 |
| 90 | 2/15/2013  | 310,000,000.00 | 4.97 | 1,283,400.00 | - | - | - | 774.56   | 3,271,275.56  | 3,271,275.56  | 1,911,158.94  | - | - | - | - | - | - | - | - | 5,182,434.50  | 5931996.71  | 1283400 |
| 91 | 3/15/2013  | 310,000,000.00 | 4.97 | 1,283,400.00 | - | - | - | 718.66   | 3,706,757.34  | 3,706,757.34  | 4,030,712.93  | - | - | - | - | - | - | - | - | 7,737,470.28  | 8465521.31  | 1283400 |
| 92 | 4/15/2013  | 310,000,000.00 | 4.97 | 1,283,400.00 | - | - | - | 655.74   | 13,263,000.92 | 13,263,000.92 | 5,614,522.24  | - | - | - | - | - | - | - | - | 18,877,523.15 | 19579478.14 | 1283400 |
| 93 | 5/15/2013  | 310,000,000.00 | 4.97 | 1,283,400.00 | - | - | - | 589.86   | 6,626,189.02  | 6,626,189.02  | 20,123,524.52 | - | - | - | - | - | - | - | - | 26,749,713.54 | 27367449.7  | 1283400 |
| 94 | 6/15/2013  | 310,000,000.00 | 4.97 | 1,283,400.00 | - | - | - | 504.61   | 39,589,498.28 | 39,589,498.28 | 21,230,189.32 | - | - | - | - | - | - | - | - | 60,819,687.60 | 61326594.7  | 1283400 |
| 95 | 7/15/2013  | 310,000,000.00 | 4.97 | 1,283,400.00 | - | - | - | 153.90   | 61,499,753.96 | 61,499,753.96 | -             | - | - | - | - | - | - | - | - | 61,499,753.96 | 61754516.84 | 1283400 |























|     |              |               |      |               |   |   |       |   |   |               |   |   |   |   |               |   |   |   |   |   |   |   |   |               |             |
|-----|--------------|---------------|------|---------------|---|---|-------|---|---|---------------|---|---|---|---|---------------|---|---|---|---|---|---|---|---|---------------|-------------|
| 78  | 2/15/2012    | 13,333,000.00 | 5.19 | 57,698.56     | - | - | -     | - | - | -             | - | - | - | - | -             | - | - | - | - | - | - | - | - | -             | 57698.56    |
| 79  | 3/15/2012    | 13,333,000.00 | 5.19 | 57,698.56     | - | - | -     | - | - | -             | - | - | - | - | -             | - | - | - | - | - | - | - | - | -             | 57698.56    |
| 80  | 4/15/2012    | 13,333,000.00 | 5.19 | 57,698.56     | - | - | -     | - | - | -             | - | - | - | - | -             | - | - | - | - | - | - | - | - | -             | 57698.56    |
| 81  | 5/15/2012    | 13,333,000.00 | 5.19 | 57,698.56     | - | - | -     | - | - | -             | - | - | - | - | -             | - | - | - | - | - | - | - | - | -             | 57698.56    |
| 82  | 6/15/2012    | 13,333,000.00 | 5.19 | 57,698.56     | - | - | -     | - | - | -             | - | - | - | - | -             | - | - | - | - | - | - | - | - | -             | 57698.56    |
| 83  | 7/15/2012    | 13,333,000.00 | 5.19 | 57,698.56     | - | - | -     | - | - | -             | - | - | - | - | -             | - | - | - | - | - | - | - | - | -             | 57698.56    |
| 84  | 8/15/2012    | 13,333,000.00 | 5.19 | 57,698.56     | - | - | -     | - | - | -             | - | - | - | - | -             | - | - | - | - | - | - | - | - | -             | 57698.56    |
| 85  | 9/15/2012    | 13,333,000.00 | 5.19 | 57,698.56     | - | - | -     | - | - | -             | - | - | - | - | -             | - | - | - | - | - | - | - | - | -             | 57698.56    |
| 86  | 10/15/2012   | 13,333,000.00 | 5.19 | 57,698.56     | - | - | -     | - | - | -             | - | - | - | - | -             | - | - | - | - | - | - | - | - | -             | 57698.56    |
| 87  | 11/15/2012   | 13,333,000.00 | 5.19 | 57,698.56     | - | - | -     | - | - | -             | - | - | - | - | -             | - | - | - | - | - | - | - | - | -             | 57698.56    |
| 88  | 12/15/2012   | 13,333,000.00 | 5.19 | 57,698.56     | - | - | -     | - | - | -             | - | - | - | - | -             | - | - | - | - | - | - | - | - | -             | 57698.56    |
| 89  | 1/15/2013    | 13,333,000.00 | 5.19 | 57,698.56     | - | - | -     | - | - | -             | - | - | - | - | -             | - | - | - | - | - | - | - | - | -             | 57698.56    |
| 90  | 2/15/2013    | 13,333,000.00 | 5.19 | 57,698.56     | - | - | -     | - | - | -             | - | - | - | - | -             | - | - | - | - | - | - | - | - | -             | 57698.56    |
| 91  | 3/15/2013    | 13,333,000.00 | 5.19 | 57,698.56     | - | - | -     | - | - | -             | - | - | - | - | -             | - | - | - | - | - | - | - | - | -             | 57698.56    |
| 92  | 4/15/2013    | 13,333,000.00 | 5.19 | 57,698.56     | - | - | -     | - | - | -             | - | - | - | - | -             | - | - | - | - | - | - | - | - | -             | 57698.56    |
| 93  | 5/15/2013    | 13,333,000.00 | 5.19 | 57,698.56     | - | - | -     | - | - | -             | - | - | - | - | -             | - | - | - | - | - | - | - | - | -             | 57698.56    |
| 94  | 6/15/2013    | 13,333,000.00 | 5.19 | 57,698.56     | - | - | -     | - | - | -             | - | - | - | - | -             | - | - | - | - | - | - | - | - | -             | 57698.56    |
| 95  | 7/15/2013    | 13,333,000.00 | 5.19 | 57,698.56     | - | - | -     | - | - | -             | - | - | - | - | -             | - | - | - | - | - | - | - | - | -             | 57698.56    |
| 96  | 8/15/2013    | 13,333,000.00 | 5.19 | 57,698.56     | - | - | -     | - | - | -             | - | - | - | - | -             | - | - | - | - | - | - | - | - | -             | 57698.56    |
| 97  | 9/15/2013    | 13,333,000.00 | 5.19 | 57,698.56     | - | - | -     | - | - | -             | - | - | - | - | -             | - | - | - | - | - | - | - | - | -             | 57698.56    |
| 98  | 10/15/2013   | 13,333,000.00 | 5.19 | 57,698.56     | - | - | -     | - | - | -             | - | - | - | - | -             | - | - | - | - | - | - | - | - | -             | 57698.56    |
| 99  | 11/15/2013   | 13,333,000.00 | 5.19 | 57,698.56     | - | - | -     | - | - | -             | - | - | - | - | -             | - | - | - | - | - | - | - | - | -             | 57698.56    |
| 100 | 12/15/2013   | 13,333,000.00 | 5.19 | 57,698.56     | - | - | -     | - | - | -             | - | - | - | - | -             | - | - | - | - | - | - | - | - | -             | 57698.56    |
| 101 | 1/15/2014    | 13,333,000.00 | 5.19 | 57,698.56     | - | - | -     | - | - | -             | - | - | - | - | -             | - | - | - | - | - | - | - | - | -             | 57698.56    |
| 102 | 2/15/2014    | 13,333,000.00 | 5.19 | 57,698.56     | - | - | -     | - | - | -             | - | - | - | - | -             | - | - | - | - | - | - | - | - | -             | 57698.56    |
| 103 | 3/15/2014    | 13,333,000.00 | 5.19 | 57,698.56     | - | - | -     | - | - | -             | - | - | - | - | -             | - | - | - | - | - | - | - | - | -             | 57698.56    |
| 104 | 4/15/2014    | 13,333,000.00 | 5.19 | 57,698.56     | - | - | -     | - | - | -             | - | - | - | - | -             | - | - | - | - | - | - | - | - | -             | 57698.56    |
| 105 | 5/15/2014    | 13,333,000.00 | 5.19 | 57,698.56     | - | - | -     | - | - | -             | - | - | - | - | -             | - | - | - | - | - | - | - | - | -             | 57698.56    |
| 106 | 6/15/2014    | 13,333,000.00 | 5.19 | 57,698.56     | - | - | -     | - | - | -             | - | - | - | - | -             | - | - | - | - | - | - | - | - | -             | 57698.56    |
| 107 | 7/15/2014    | 13,333,000.00 | 5.19 | 57,698.56     | - | - | -     | - | - | -             | - | - | - | - | -             | - | - | - | - | - | - | - | - | -             | 57698.56    |
| 108 | 8/15/2014    | 13,333,000.00 | 5.19 | 57,698.56     | - | - | -     | - | - | -             | - | - | - | - | -             | - | - | - | - | - | - | - | - | -             | 57698.56    |
| 109 | 9/15/2014    | 13,333,000.00 | 5.19 | 57,698.56     | - | - | -     | - | - | -             | - | - | - | - | -             | - | - | - | - | - | - | - | - | -             | 57698.56    |
| 110 | 10/15/2014   | 13,333,000.00 | 5.19 | 57,698.56     | - | - | -     | - | - | -             | - | - | - | - | -             | - | - | - | - | - | - | - | - | -             | 57698.56    |
| 111 | 11/15/2014   | 13,333,000.00 | 5.19 | 57,698.56     | - | - | -     | - | - | -             | - | - | - | - | -             | - | - | - | - | - | - | - | - | -             | 57698.56    |
| 112 | 12/15/2014   | 13,333,000.00 | 5.19 | 57,698.56     | - | - | -     | - | - | -             | - | - | - | - | -             | - | - | - | - | - | - | - | - | -             | 57698.56    |
| 113 | 1/15/2015    | 13,333,000.00 | 5.19 | 57,698.56     | - | - | -     | - | - | -             | - | - | - | - | -             | - | - | - | - | - | - | - | - | -             | 57698.56    |
| 114 | 2/15/2015    | 13,333,000.00 | 5.19 | 57,698.56     | - | - | -     | - | - | -             | - | - | - | - | -             | - | - | - | - | - | - | - | - | -             | 57698.56    |
| 115 | 3/15/2015    | 13,333,000.00 | 5.19 | 57,698.56     | - | - | -     | - | - | -             | - | - | - | - | -             | - | - | - | - | - | - | - | - | -             | 57698.56    |
| 116 | 4/15/2015    | 13,333,000.00 | 5.19 | 57,698.56     | - | - | -     | - | - | -             | - | - | - | - | -             | - | - | - | - | - | - | - | - | -             | 57698.56    |
| 117 | 5/15/2015    | 13,333,000.00 | 5.19 | 57,698.56     | - | - | -     | - | - | -             | - | - | - | - | -             | - | - | - | - | - | - | - | - | -             | 57698.56    |
| 118 | 6/15/2015    | 13,333,000.00 | 5.19 | 57,698.56     | - | - | -     | - | - | -             | - | - | - | - | -             | - | - | - | - | - | - | - | - | -             | 57698.56    |
| 119 | 7/15/2015    | 13,333,000.00 | 5.19 | 57,698.56     | - | - | -     | - | - | -             | - | - | - | - | -             | - | - | - | - | - | - | - | - | -             | 57698.56    |
|     | Grand Totals |               |      | 12,221,613.88 | - | - | 69.81 | - | - | 13,333,000.00 | - | - | - | - | 13,333,000.00 | - | - | - | - | - | - | - | - | 13,333,000.00 | 13390737.91 |

CSFBRED-2005C4-V2.3 D

Tranche Cashflow Table(Speeds start after Hard Lock Inc. Prepay Pen. & YMP)  
 Current Balance \$23,334,000 Gross WAC 7.24  
 Pass-Thru Rate 5.283 Current WAM 333.00  
 Accrued Days / D 23 / 14 Settlement 08/24/2005  
 Factor Date 08/25/2005

Prepayments: 50.0% CPR

| Payment Date | Balance    | Pass Thru Rate | Interest      | Cum. Int. Shortfalls | Chg. Int. Shortfalls | YM Penalties | Principal Scheduled Principal | Prepay | Losses | Cum. Net Losses | Total Principal | Total Cashflow |
|--------------|------------|----------------|---------------|----------------------|----------------------|--------------|-------------------------------|--------|--------|-----------------|-----------------|----------------|
| 1            | 9/15/2005  | 23,334,000.00  | 5.28          | -                    | -                    | -            | 23,334,000.00                 | -      | -      | -               | -               | -              |
| 2            | 10/15/2005 | 23,334,000.00  | 5.28          | 102,727.93           | -                    | -            | -                             | -      | -      | -               | -               | 102,727.93     |
| 3            | 11/15/2005 | 23,334,000.00  | 5.28          | 102,727.93           | -                    | -            | -                             | -      | -      | -               | -               | 102,727.93     |
| 4            | 12/15/2005 | 23,334,000.00  | 5.28          | 102,727.93           | -                    | -            | -                             | -      | -      | -               | -               | 102,727.93     |
| Grand Totals |            |                | 12,221,613.88 |                      |                      | 69.81        | 23,334,000.00                 |        |        |                 | 23,334,000.00   | 35555683.69    |







|                |         |         |         |         |         |         |
|----------------|---------|---------|---------|---------|---------|---------|
| Treasury Curve | 1 Year  | 2 year  | 3 Year  | 5 Year  | 10 Year | 30 Year |
|                | 3.65000 | 3.94260 | 3.99230 | 4.06230 | 4.23630 | 4.45950 |

The analyses, calculations, and valuations herein are based on certain assumptions and data provided by third parties which may vary from the actual characteristics of the pool. Credit Suisse First Boston LLC makes no representation that such analyses or calculations are accurate or that such valuations represent levels where actual trades may occur. Investors should rely on the information contained in or filed in connection with the prospectus / prospectus supplement.

CSFBRED-2005C4-V2.3 A1  
 Tranche Cashflow Table(Speeds start after Hard Lock Inc. Prepay Pen. & YMP)  
 Current Balance \$39,000,000 Gross WAC 7.24  
 Pass-Thru Rate 4.605 Current WAM 333.00  
 Accrued Days / D 23 / 14 Settlement 08/24/2005  
 Factor Date 08/25/2005

Prepayments: 100.0% CPR

| Payment Date  | Balance       | Pass Thru Rate | Interest   | Cum. Int. Shortfalls | Chg. Int. Shortfalls | YM Penalties | Principal Scheduled Principal | Prepay        | Losses | Cum. Net Losses | Total Principal | Total Cashflow |
|---------------|---------------|----------------|------------|----------------------|----------------------|--------------|-------------------------------|---------------|--------|-----------------|-----------------|----------------|
| Grand Totals  | 39,000,000.00 |                | 525,997.06 |                      |                      | 958,948.58   | 9,605,095.28                  | 29,394,900.72 | -      | -               | 39,000,000.00   | 40484945.64    |
| 1 9/15/2005   | 9,186,335.36  | 4.61           | 149,682.50 | -                    | -                    | 958,948.58   | 418,763.92                    | 29,394,900.72 | -      | -               | 29,813,664.64   | 30922275.72    |
| 2 10/15/2005  | 8,733,994.69  | 4.61           | 35,252.56  | -                    | -                    | -            | 452,340.67                    | -             | -      | -               | 452,340.67      | 487593.23      |
| 3 11/15/2005  | 8,339,489.61  | 4.61           | 33,516.70  | -                    | -                    | -            | 394,505.08                    | -             | -      | -               | 394,505.08      | 428021.78      |
| 4 12/15/2005  | 7,863,161.01  | 4.61           | 32,002.79  | -                    | -                    | -            | 456,308.60                    | -             | -      | -               | 456,308.60      | 488311.39      |
| 5 1/15/2006   | 7,484,556.34  | 4.61           | 30,251.71  | -                    | -                    | -            | 398,624.67                    | -             | -      | -               | 398,624.67      | 428876.38      |
| 6 2/15/2006   | 7,084,004.60  | 4.61           | 28,721.98  | -                    | -                    | -            | 400,551.74                    | -             | -      | -               | 400,551.74      | 429273.72      |
| 7 3/15/2006   | 6,502,414.64  | 4.61           | 27,184.87  | -                    | -                    | -            | 581,589.97                    | -             | -      | -               | 581,589.97      | 608774.83      |
| 8 4/15/2006   | 6,037,094.10  | 4.61           | 24,953.02  | -                    | -                    | -            | 405,320.54                    | -             | -      | -               | 405,320.54      | 430273.55      |
| 9 5/15/2006   | 5,630,267.70  | 4.61           | 23,397.60  | -                    | -                    | -            | 466,826.40                    | -             | -      | -               | 466,826.40      | 490223.99      |
| 10 6/15/2006  | 5,220,723.17  | 4.61           | 21,606.15  | -                    | -                    | -            | 409,544.53                    | -             | -      | -               | 409,544.53      | 431150.68      |
| 11 7/15/2006  | 4,724,498.91  | 4.61           | 20,034.53  | -                    | -                    | -            | 496,224.26                    | -             | -      | -               | 496,224.26      | 516298.79      |
| 12 8/15/2006  | 4,284,939.03  | 4.61           | 18,130.26  | -                    | -                    | -            | 439,559.88                    | -             | -      | -               | 439,559.88      | 457690.14      |
| 13 9/15/2006  | 3,843,261.28  | 4.61           | 16,443.45  | -                    | -                    | -            | 441,677.75                    | -             | -      | -               | 441,677.75      | 458121.2       |
| 14 10/15/2006 | 3,332,731.24  | 4.61           | 14,746.52  | -                    | -                    | -            | 510,530.04                    | -             | -      | -               | 510,530.04      | 525278.55      |
| 15 11/15/2006 | 2,882,994.56  | 4.61           | 12,789.36  | -                    | -                    | -            | 449,736.68                    | -             | -      | -               | 449,736.68      | 462526.04      |
| 16 12/15/2006 | 2,367,981.71  | 4.61           | 11,063.49  | -                    | -                    | -            | 515,012.84                    | -             | -      | -               | 515,012.84      | 526076.33      |
| 17 1/15/2007  | 1,909,638.07  | 4.61           | 9,087.13   | -                    | -                    | -            | 458,343.65                    | -             | -      | -               | 458,343.65      | 467430.78      |
| 18 2/15/2007  | 1,449,086.94  | 4.61           | 7,328.24   | -                    | -                    | -            | 460,551.13                    | -             | -      | -               | 460,551.13      | 467879.36      |
| 19 3/15/2007  | 795,810.71    | 4.61           | 5,560.87   | -                    | -                    | -            | 653,276.23                    | -             | -      | -               | 653,276.23      | 658837.1       |
| 20 4/15/2007  | 314,634.04    | 4.61           | 3,053.92   | -                    | -                    | -            | 481,176.67                    | -             | -      | -               | 481,176.67      | 484230.59      |
| 21 5/15/2007  | -             | 4.61           | 1,207.41   | -                    | -                    | -            | 314,634.04                    | -             | -      | -               | 314,634.04      | 315841.45      |

CSFBRED-2005C4-V2.3 A1A  
 Tranche Cashflow Table(Speeds start after Hard Lock Inc. Prepay Pen. & YMP)  
 Current Balance \$377,179,000 Gross WAC 7.24  
 Pass-Thru Rate 4.979 Current WAM 333.00  
 Accrued Days / D 23 / 14 Settlement 08/24/2005  
 Factor Date 08/25/2005

Prepayments: 100.0% CPR

| Payment Date | Balance        | Pass Thru Rate | Interest       | Cum. Int. Shortfalls | Chg. Int. Shortfalls | YM Penalties | Principal Scheduled Principal | Prepay         | Losses | Cum. Net Losses | Total Principal | Total Cashflow |
|--------------|----------------|----------------|----------------|----------------------|----------------------|--------------|-------------------------------|----------------|--------|-----------------|-----------------|----------------|
| Grand Totals | 377,179,000.00 |                | 169,709,624.91 |                      |                      |              | 44,099,582.03                 | 333,079,417.97 | -      | -               | 377,179,000.00  | 546888624.9    |
| 1 9/15/2005  | 377,040,990.12 | 4.98           | 1,564,978.53   | -                    | -                    |              | 138,009.88                    | -              | -      | -               | 138,009.88      | 1702988.42     |
| 2 10/15/2005 | 376,892,118.43 | 4.98           | 1,564,405.91   | -                    | -                    |              | 158,871.68                    | -              | -      | -               | 158,871.68      | 1723277.59     |
| 3 11/15/2005 | 376,742,749.24 | 4.98           | 1,563,746.72   | -                    | -                    |              | 139,369.20                    | -              | -      | -               | 139,369.20      | 1703115.92     |
| 4 12/15/2005 | 376,582,556.05 | 4.98           | 1,563,168.46   | -                    | -                    |              | 160,193.19                    | -              | -      | -               | 160,193.19      | 1723361.65     |
| 5 1/15/2006  | 376,441,815.23 | 4.98           | 1,562,503.79   | -                    | -                    |              | 140,740.82                    | -              | -      | -               | 140,740.82      | 1703244.61     |
| 6 2/15/2006  | 376,300,430.19 | 4.98           | 1,561,919.83   | -                    | -                    |              | 141,385.04                    | -              | -      | -               | 141,385.04      | 1703304.87     |
| 7 3/15/2006  | 376,098,035.74 | 4.98           | 1,561,333.20   | -                    | -                    |              | 202,394.45                    | -              | -      | -               | 202,394.45      | 1763727.66     |
| 8 4/15/2006  | 375,955,075.72 | 4.98           | 1,560,493.43   | -                    | -                    |              | 142,960.02                    | -              | -      | -               | 142,960.02      | 1703453.45     |
| 9 5/15/2006  | 375,791,391.58 | 4.98           | 1,559,900.27   | -                    | -                    |              | 163,684.14                    | -              | -      | -               | 163,684.14      | 1723584.41     |
| 10 6/15/2006 | 375,647,027.42 | 4.98           | 1,559,221.12   | -                    | -                    |              | 144,364.16                    | -              | -      | -               | 144,364.16      | 1703585.28     |

|    |            |                |      |              |   |   |   |            |   |   |            |              |
|----|------------|----------------|------|--------------|---|---|---|------------|---|---|------------|--------------|
| 11 | 7/15/2006  | 375,478,971.28 | 4.98 | 1,558,622.12 | - | - | - | 168,056.14 | - | - | 168,056.14 | 1726678.26   |
| 12 | 8/15/2006  | 375,330,607.46 | 4.98 | 1,557,924.83 | - | - | - | 148,363.82 | - | - | 148,363.82 | 1706288.65   |
| 13 | 9/15/2006  | 375,181,563.78 | 4.98 | 1,557,309.25 | - | - | - | 149,043.68 | - | - | 149,043.68 | 1706352.93   |
| 14 | 10/15/2006 | 375,011,443.05 | 4.98 | 1,556,690.84 | - | - | - | 170,120.73 | - | - | 170,120.73 | 1726811.56   |
| 15 | 11/15/2006 | 374,859,696.24 | 4.98 | 1,555,984.98 | - | - | - | 151,746.81 | - | - | 151,746.81 | 1707731.79   |
| 16 | 12/15/2006 | 374,686,670.17 | 4.98 | 1,555,355.36 | - | - | - | 173,026.08 | - | - | 173,026.08 | 1726981.43   |
| 17 | 1/15/2007  | 374,533,433.28 | 4.98 | 1,554,637.44 | - | - | - | 153,236.89 | - | - | 153,236.89 | 1707874.33   |
| 18 | 2/15/2007  | 374,379,493.54 | 4.98 | 1,554,001.64 | - | - | - | 153,939.74 | - | - | 153,939.74 | 1707941.38   |
| 19 | 3/15/2007  | 374,163,311.08 | 4.98 | 1,553,362.92 | - | - | - | 216,182.45 | - | - | 216,182.45 | 1769545.37   |
| 20 | 4/15/2007  | 374,007,672.23 | 4.98 | 1,552,465.94 | - | - | - | 155,638.86 | - | - | 155,638.86 | 1708104.79   |
| 21 | 5/15/2007  | 373,828,064.33 | 4.98 | 1,551,820.17 | - | - | - | 179,607.90 | - | - | 179,607.90 | 1731428.07   |
| 22 | 6/15/2007  | 373,659,248.09 | 4.98 | 1,551,074.94 | - | - | - | 168,816.23 | - | - | 168,816.23 | 1719891.18   |
| 23 | 7/15/2007  | 373,420,334.31 | 4.98 | 1,550,374.50 | - | - | - | 238,913.78 | - | - | 238,913.78 | 1789288.28   |
| 24 | 8/15/2007  | 373,208,658.44 | 4.98 | 1,549,383.20 | - | - | - | 211,675.88 | - | - | 211,675.88 | 1761059.08   |
| 25 | 9/15/2007  | 372,996,008.25 | 4.98 | 1,548,504.93 | - | - | - | 212,650.19 | - | - | 212,650.19 | 1761155.11   |
| 26 | 10/15/2007 | 372,754,139.63 | 4.98 | 1,547,622.60 | - | - | - | 241,868.62 | - | - | 241,868.62 | 1789491.22   |
| 27 | 11/15/2007 | 372,539,396.79 | 4.98 | 1,546,619.05 | - | - | - | 214,742.84 | - | - | 214,742.84 | 1761361.89   |
| 28 | 12/15/2007 | 372,295,493.68 | 4.98 | 1,545,728.05 | - | - | - | 243,903.11 | - | - | 243,903.11 | 1789631.16   |
| 29 | 1/15/2008  | 372,078,639.14 | 4.98 | 1,544,716.05 | - | - | - | 216,854.54 | - | - | 216,854.54 | 1761570.59   |
| 30 | 2/15/2008  | 371,860,786.39 | 4.98 | 1,543,816.29 | - | - | - | 217,852.75 | - | - | 217,852.75 | 1761669.03   |
| 31 | 3/15/2008  | 371,585,788.77 | 4.98 | 1,542,912.38 | - | - | - | 274,997.61 | - | - | 274,997.61 | 1817909.99   |
| 32 | 4/15/2008  | 371,365,666.28 | 4.98 | 1,541,771.37 | - | - | - | 220,122.50 | - | - | 220,122.50 | 1761893.87   |
| 33 | 5/15/2008  | 371,095,949.07 | 4.98 | 1,540,858.04 | - | - | - | 270,117.21 | - | - | 270,117.21 | 1810975.26   |
| 34 | 6/15/2008  | 370,854,944.22 | 4.98 | 1,539,737.28 | - | - | - | 240,604.84 | - | - | 240,604.84 | 1780342.12   |
| 35 | 7/15/2008  | 370,536,517.69 | 4.98 | 1,538,738.97 | - | - | - | 318,426.53 | - | - | 318,426.53 | 1857165.51   |
| 36 | 8/15/2008  | 370,245,799.04 | 4.98 | 1,537,417.77 | - | - | - | 290,718.65 | - | - | 290,718.65 | 1828136.42   |
| 37 | 9/15/2008  | 369,953,753.67 | 4.98 | 1,536,211.53 | - | - | - | 292,045.37 | - | - | 292,045.37 | 1828256.89   |
| 38 | 10/15/2008 | 369,623,417.60 | 4.98 | 1,534,999.78 | - | - | - | 330,336.07 | - | - | 330,336.07 | 1865335.85   |
| 39 | 11/15/2008 | 369,328,531.41 | 4.98 | 1,533,629.16 | - | - | - | 294,886.19 | - | - | 294,886.19 | 1828515.35   |
| 40 | 12/15/2008 | 368,995,433.58 | 4.98 | 1,532,405.63 | - | - | - | 333,097.83 | - | - | 333,097.83 | 1868503.46   |
| 41 | 1/15/2009  | 368,697,680.94 | 4.98 | 1,531,023.55 | - | - | - | 297,752.65 | - | - | 297,752.65 | 1828776.2    |
| 42 | 2/15/2009  | 368,398,569.40 | 4.98 | 1,529,788.13 | - | - | - | 299,111.54 | - | - | 299,111.54 | 1828899.67   |
| 43 | 3/15/2009  | 367,987,905.95 | 4.98 | 1,528,547.06 | - | - | - | 410,663.45 | - | - | 410,663.45 | 1939210.52   |
| 44 | 4/15/2009  | 367,685,553.60 | 4.98 | 1,526,843.15 | - | - | - | 302,352.34 | - | - | 302,352.34 | 1829195.5    |
| 45 | 5/15/2009  | 367,345,197.41 | 4.98 | 1,525,588.64 | - | - | - | 340,356.20 | - | - | 340,356.20 | 1865944.84   |
| 46 | 6/15/2009  | 367,039,911.24 | 4.98 | 1,524,176.45 | - | - | - | 305,286.17 | - | - | 305,286.17 | 1829462.62   |
| 47 | 7/15/2009  | 366,696,702.86 | 4.98 | 1,522,909.77 | - | - | - | 343,208.37 | - | - | 343,208.37 | 1866118.14   |
| 48 | 8/15/2009  | 366,388,456.39 | 4.98 | 1,521,485.74 | - | - | - | 308,246.47 | - | - | 308,246.47 | 1829732.2    |
| 49 | 9/15/2009  | 366,078,803.02 | 4.98 | 1,520,206.77 | - | - | - | 309,653.37 | - | - | 309,653.37 | 1829860.14   |
| 50 | 10/15/2009 | 364,404,147.92 | 4.98 | 1,518,921.97 | - | - | - | 347,454.04 | - | - | 347,454.04 | 1,327,201.06 |
| 51 | 11/15/2009 | 364,093,394.73 | 4.98 | 1,517,973.54 | - | - | - | 310,753.19 | - | - | 310,753.19 | 1827267.74   |
| 52 | 12/15/2009 | 363,745,121.68 | 4.98 | 1,516,684.18 | - | - | - | 348,273.05 | - | - | 348,273.05 | 1858957.23   |
| 53 | 1/15/2010  | 363,431,359.38 | 4.98 | 1,509,239.13 | - | - | - | 313,762.30 | - | - | 313,762.30 | 1823001.43   |
| 54 | 2/15/2010  | 363,116,164.64 | 4.98 | 1,507,937.28 | - | - | - | 315,194.74 | - | - | 315,194.74 | 1823132.02   |
| 55 | 3/15/2010  | 360,829,187.95 | 4.98 | 1,506,629.49 | - | - | - | 424,505.50 | - | - | 424,505.50 | 2,286,976.68 |
| 56 | 4/15/2010  | 355,323,163.71 | 4.98 | 1,497,140.44 | - | - | - | 316,024.24 | - | - | 316,024.24 | 5,506,024.24 |
| 57 | 5/15/2010  | 354,970,131.31 | 4.98 | 1,494,295.03 | - | - | - | 353,032.40 | - | - | 353,032.40 | 1827327.43   |
| 58 | 6/15/2010  | 354,540,345.83 | 4.98 | 1,472,830.24 | - | - | - | 429,785.48 | - | - | 429,785.48 | 1902615.72   |
| 59 | 7/15/2010  | 354,056,145.35 | 4.98 | 1,471,046.98 | - | - | - | 484,200.48 | - | - | 484,200.48 | 1955247.47   |
| 60 | 8/15/2010  | 353,622,172.83 | 4.98 | 1,469,037.96 | - | - | - | 433,972.52 | - | - | 433,972.52 | 1903010.48   |
| 61 | 9/15/2010  | 353,186,212.52 | 4.98 | 1,467,237.33 | - | - | - | 435,960.30 | - | - | 435,960.30 | 1903197.64   |
| 62 | 10/15/2010 | 352,696,008.98 | 4.98 | 1,465,428.46 | - | - | - | 490,203.54 | - | - | 490,203.54 | 1955632      |
| 63 | 11/15/2010 | 352,255,605.75 | 4.98 | 1,463,394.52 | - | - | - | 440,203.23 | - | - | 440,203.23 | 1903597.75   |
| 64 | 12/15/2010 | 351,761,477.31 | 4.98 | 1,461,568.05 | - | - | - | 494,328.44 | - | - | 494,328.44 | 1955896.49   |
| 65 | 1/15/2011  | 351,316,992.76 | 4.98 | 1,459,517.00 | - | - | - | 444,484.56 | - | - | 444,484.56 | 1904001.55   |
| 66 | 2/15/2011  | 350,870,472.18 | 4.98 | 1,457,672.76 | - | - | - | 446,520.58 | - | - | 446,520.58 | 1904193.33   |
| 67 | 3/15/2011  | 350,266,193.89 | 4.98 | 1,455,820.07 | - | - | - | 604,278.29 | - | - | 604,278.29 | 2060098.36   |
| 68 | 4/15/2011  | 349,814,858.04 | 4.98 | 1,453,312.82 | - | - | - | 451,335.85 | - | - | 451,335.85 | 1904648.67   |
| 69 | 5/15/2011  | 349,309,706.64 | 4.98 | 1,451,440.15 | - | - | - | 505,151.39 | - | - | 505,151.39 | 1956591.54   |

|  | 70             | 71             | 72             | 73             | 74             | 75             | 76             | 77             | 78             | 79             | 80             | 81             | 82             | 83             | 84             | 85             | 86             | 87             | 88             | 89             | 90             | 91             | 92             | 93             | 94             | 95             | 96             | 97             | 98             | 99             | 100            | 101            | 102            | 103            | 104            | 105            | 106            | 107            | 108            | 109            | 110            | 111            | 112            | 113            | 114            | 115            | 116        |      |      |      |  |  |  |
|--|----------------|----------------|----------------|----------------|----------------|----------------|----------------|----------------|----------------|----------------|----------------|----------------|----------------|----------------|----------------|----------------|----------------|----------------|----------------|----------------|----------------|----------------|----------------|----------------|----------------|----------------|----------------|----------------|----------------|----------------|----------------|----------------|----------------|----------------|----------------|----------------|----------------|----------------|----------------|----------------|----------------|----------------|----------------|----------------|----------------|----------------|------------|------|------|------|--|--|--|
|  | 6/15/2011      | 7/15/2011      | 8/15/2011      | 9/15/2011      | 10/15/2011     | 11/15/2011     | 12/15/2011     | 1/15/2012      | 2/15/2012      | 3/15/2012      | 4/15/2012      | 5/15/2012      | 6/15/2012      | 7/15/2012      | 8/15/2012      | 9/15/2012      | 10/15/2012     | 11/15/2012     | 12/15/2012     | 1/15/2013      | 2/15/2013      | 3/15/2013      | 4/15/2013      | 5/15/2013      | 6/15/2013      | 7/15/2013      | 8/15/2013      | 9/15/2013      | 10/15/2013     | 11/15/2013     | 12/15/2013     | 1/15/2014      | 2/15/2014      | 3/15/2014      | 4/15/2014      | 5/15/2014      | 6/15/2014      | 7/15/2014      | 8/15/2014      | 9/15/2014      | 10/15/2014     | 11/15/2014     | 12/15/2014     | 1/15/2015      | 2/15/2015      | 3/15/2015      | 4/15/2015  |      |      |      |  |  |  |
|  | 348,853,988.70 | 348,344,577.11 | 347,884,437.41 | 347,422,189.84 | 346,906,430.26 | 346,439,701.84 | 345,919,586.05 | 345,448,336.21 | 344,974,927.52 | 341,975,002.57 | 341,500,027.35 | 340,972,375.82 | 340,492,808.29 | 339,960,692.20 | 339,476,490.81 | 338,990,071.86 | 338,451,294.94 | 337,960,180.14 | 337,416,837.99 | 336,920,984.83 | 336,422,860.65 | 335,773,202.30 | 335,269,819.49 | 334,714,550.62 | 334,206,318.44 | 333,646,335.09 | 333,133,209.66 | 332,617,733.94 | 332,050,708.55 | 331,530,274.03 | 330,958,427.77 | 330,432,989.57 | 329,905,144.58 | 329,228,518.44 | 328,695,154.70 | 328,110,738.87 | 327,572,254.43 | 326,982,860.35 | 322,491,703.27 | 319,502,202.52 | 313,988,171.39 | 310,228,110.62 | 308,652,952.97 | 288,361,753.90 | 260,327,965.95 | 210,535,823.07 | -          |      |      |      |  |  |  |
|  | 4.98           | 4.98           | 4.98           | 4.98           | 4.98           | 4.98           | 4.98           | 4.98           | 4.98           | 4.98           | 4.98           | 4.98           | 4.98           | 4.98           | 4.98           | 4.98           | 4.98           | 4.98           | 4.98           | 4.98           | 4.98           | 4.98           | 4.98           | 4.98           | 4.98           | 4.98           | 4.98           | 4.98           | 4.98           | 4.98           | 4.98           | 4.98           | 4.98           | 4.98           | 4.98           | 4.98           | 4.98           | 4.98           | 4.98           | 4.98           | 4.98           | 4.98           | 4.98           | 4.98           | 4.98           | 4.98           | 4.98       | 4.98 | 4.98 | 4.98 |  |  |  |
|  | 1,449,344.19   | 1,447,453.34   | 1,445,339.71   | 1,443,430.51   | 1,441,512.57   | 1,439,372.60   | 1,437,436.06   | 1,435,278.02   | 1,433,322.72   | 1,431,358.47   | 1,418,911.28   | 1,416,940.53   | 1,414,751.22   | 1,412,761.41   | 1,410,553.57   | 1,408,544.54   | 1,406,526.31   | 1,404,290.83   | 1,402,253.11   | 1,399,998.70   | 1,397,941.32   | 1,395,874.52   | 1,393,178.98   | 1,391,090.36   | 1,388,786.46   | 1,386,677.72   | 1,384,354.25   | 1,382,225.21   | 1,380,086.41   | 1,377,733.73   | 1,375,574.36   | 1,373,201.68   | 1,371,021.55   | 1,368,831.43   | 1,366,626.14   | 1,364,283.99   | 1,361,886.14   | 1,359,151.88   | 1,356,706.38   | 1,338,071.83   | 1,325,667.89   | 1,302,789.25   | 1,287,188.14   | 1,280,652.54   | 1,196,460.98   | 1,080,144.12   | 873,548.22 | -    |      |      |  |  |  |
|  | 1,449,344.19   | 1,447,453.34   | 1,445,339.71   | 1,443,430.51   | 1,441,512.57   | 1,439,372.60   | 1,437,436.06   | 1,435,278.02   | 1,433,322.72   | 1,431,358.47   | 1,418,911.28   | 1,416,940.53   | 1,414,751.22   | 1,412,761.41   | 1,410,553.57   | 1,408,544.54   | 1,406,526.31   | 1,404,290.83   | 1,402,253.11   | 1,399,998.70   | 1,397,941.32   | 1,395,874.52   | 1,393,178.98   | 1,391,090.36   | 1,388,786.46   | 1,386,677.72   | 1,384,354.25   | 1,382,225.21   | 1,380,086.41   | 1,377,733.73   | 1,375,574.36   | 1,373,201.68   | 1,371,021.55   | 1,368,831.43   | 1,366,626.14   | 1,364,283.99   | 1,361,886.14   | 1,359,151.88   | 1,356,706.38   | 1,338,071.83   | 1,325,667.89   | 1,302,789.25   | 1,287,188.14   | 1,280,652.54   | 1,196,460.98   | 1,080,144.12   | 873,548.22 | -    |      |      |  |  |  |
|  |                |                |                |                |                |                |                |                |                |                |                |                |                |                |                |                |                |                |                |                |                |                |                |                |                |                |                |                |                |                |                |                |                |                |                |                |                |                |                |                |                |                |                |                |                |                |            |      |      |      |  |  |  |
|  |                |                |                |                |                |                |                |                |                |                |                |                |                |                |                |                |                |                |                |                |                |                |                |                |                |                |                |                |                |                |                |                |                |                |                |                |                |                |                |                |                |                |                |                |                |                |            |      |      |      |  |  |  |
|  |                |                |                |                |                |                |                |                |                |                |                |                |                |                |                |                |                |                |                |                |                |                |                |                |                |                |                |                |                |                |                |                |                |                |                |                |                |                |                |                |                |                |                |                |                |                |            |      |      |      |  |  |  |
|  |                |                |                |                |                |                |                |                |                |                |                |                |                |                |                |                |                |                |                |                |                |                |                |                |                |                |                |                |                |                |                |                |                |                |                |                |                |                |                |                |                |                |                |                |                |                |            |      |      |      |  |  |  |
|  |                |                |                |                |                |                |                |                |                |                |                |                |                |                |                |                |                |                |                |                |                |                |                |                |                |                |                |                |                |                |                |                |                |                |                |                |                |                |                |                |                |                |                |                |                |                |            |      |      |      |  |  |  |
|  |                |                |                |                |                |                |                |                |                |                |                |                |                |                |                |                |                |                |                |                |                |                |                |                |                |                |                |                |                |                |                |                |                |                |                |                |                |                |                |                |                |                |                |                |                |                |            |      |      |      |  |  |  |
|  |                |                |                |                |                |                |                |                |                |                |                |                |                |                |                |                |                |                |                |                |                |                |                |                |                |                |                |                |                |                |                |                |                |                |                |                |                |                |                |                |                |                |                |                |                |                |            |      |      |      |  |  |  |
|  |                |                |                |                |                |                |                |                |                |                |                |                |                |                |                |                |                |                |                |                |                |                |                |                |                |                |                |                |                |                |                |                |                |                |                |                |                |                |                |                |                |                |                |                |                |                |            |      |      |      |  |  |  |
|  |                |                |                |                |                |                |                |                |                |                |                |                |                |                |                |                |                |                |                |                |                |                |                |                |                |                |                |                |                |                |                |                |                |                |                |                |                |                |                |                |                |                |                |                |                |                |            |      |      |      |  |  |  |
|  |                |                |                |                |                |                |                |                |                |                |                |                |                |                |                |                |                |                |                |                |                |                |                |                |                |                |                |                |                |                |                |                |                |                |                |                |                |                |                |                |                |                |                |                |                |                |            |      |      |      |  |  |  |
|  |                |                |                |                |                |                |                |                |                |                |                |                |                |                |                |                |                |                |                |                |                |                |                |                |                |                |                |                |                |                |                |                |                |                |                |                |                |                |                |                |                |                |                |                |                |                |            |      |      |      |  |  |  |
|  |                |                |                |                |                |                |                |                |                |                |                |                |                |                |                |                |                |                |                |                |                |                |                |                |                |                |                |                |                |                |                |                |                |                |                |                |                |                |                |                |                |                |                |                |                |                |            |      |      |      |  |  |  |

| Payment Date | Interest      | Cum. Int.  | Chg. Int.  | YM         | Penalties | Principal Scheduled | Principal | Prepay         | Losses | Cum. Net | Total          | Total         |
|--------------|---------------|------------|------------|------------|-----------|---------------------|-----------|----------------|--------|----------|----------------|---------------|
| Grand Totals | Interest      | Shortfalls | Shortfalls | Penalties  | Principal | Principal           | Principal | Losses         | Losses | Losses   | Principal      | Cashflow      |
|              | 25,738,401.98 |            |            | 704,545.32 |           | 23,427,458.40       |           | 114,572,541.60 |        |          | 138,000,000.00 | 164,429,737.3 |
|              |               |            |            |            |           |                     |           |                |        |          |                |               |

CSFBRED-2005C4-V2.3.A2  
 Tranche Cashflow Table(Speeds start after Hard Lock Inc. Prepay Pen. & YMP)  
 Current Balance \$138,000,000 Gross WAC 7.24  
 Pass-Thru Rate 4.825 Current WAM Settlement 08/24/2005  
 Accrued Days / D 23 / 14 Factor Date 08/25/2005  
 Prepayments: 100.0% CPR















|     |            |               |      |            |   |   |   |   |   |               |
|-----|------------|---------------|------|------------|---|---|---|---|---|---------------|
| 62  | 10/15/2010 | 44,502,000.00 | 5.01 | 185,907.10 | - | - | - | - | - | 185,907.1     |
| 63  | 11/15/2010 | 44,502,000.00 | 5.01 | 185,907.10 | - | - | - | - | - | 185,907.1     |
| 64  | 12/15/2010 | 44,502,000.00 | 5.01 | 185,907.10 | - | - | - | - | - | 185,907.1     |
| 65  | 1/15/2011  | 44,502,000.00 | 5.01 | 185,907.10 | - | - | - | - | - | 185,907.1     |
| 66  | 2/15/2011  | 44,502,000.00 | 5.01 | 185,907.10 | - | - | - | - | - | 185,907.1     |
| 67  | 3/15/2011  | 44,502,000.00 | 5.01 | 185,907.10 | - | - | - | - | - | 185,907.1     |
| 68  | 4/15/2011  | 44,502,000.00 | 5.01 | 185,907.10 | - | - | - | - | - | 185,907.1     |
| 69  | 5/15/2011  | 44,502,000.00 | 5.01 | 185,907.10 | - | - | - | - | - | 185,907.1     |
| 70  | 6/15/2011  | 44,502,000.00 | 5.01 | 185,907.10 | - | - | - | - | - | 185,907.1     |
| 71  | 7/15/2011  | 44,502,000.00 | 5.01 | 185,907.10 | - | - | - | - | - | 185,907.1     |
| 72  | 8/15/2011  | 44,502,000.00 | 5.01 | 185,907.10 | - | - | - | - | - | 185,907.1     |
| 73  | 9/15/2011  | 44,502,000.00 | 5.01 | 185,907.10 | - | - | - | - | - | 185,907.1     |
| 74  | 10/15/2011 | 44,502,000.00 | 5.01 | 185,907.10 | - | - | - | - | - | 185,907.1     |
| 75  | 11/15/2011 | 44,502,000.00 | 5.01 | 185,907.10 | - | - | - | - | - | 185,907.1     |
| 76  | 12/15/2011 | 44,502,000.00 | 5.01 | 185,907.10 | - | - | - | - | - | 185,907.1     |
| 77  | 1/15/2012  | 44,502,000.00 | 5.01 | 185,907.10 | - | - | - | - | - | 185,907.1     |
| 78  | 2/15/2012  | 44,502,000.00 | 5.01 | 185,907.10 | - | - | - | - | - | 185,907.1     |
| 79  | 3/15/2012  | 44,502,000.00 | 5.01 | 185,907.10 | - | - | - | - | - | 185,907.1     |
| 80  | 4/15/2012  | 44,502,000.00 | 5.01 | 185,907.10 | - | - | - | - | - | 185,907.1     |
| 81  | 5/15/2012  | 44,502,000.00 | 5.01 | 185,907.10 | - | - | - | - | - | 185,907.1     |
| 82  | 6/15/2012  | 44,502,000.00 | 5.01 | 185,907.10 | - | - | - | - | - | 185,907.1     |
| 83  | 7/15/2012  | 44,502,000.00 | 5.01 | 185,907.10 | - | - | - | - | - | 185,907.1     |
| 84  | 8/15/2012  | 44,502,000.00 | 5.01 | 185,907.10 | - | - | - | - | - | 185,907.1     |
| 85  | 9/15/2012  | 44,502,000.00 | 5.01 | 185,907.10 | - | - | - | - | - | 185,907.1     |
| 86  | 10/15/2012 | 44,502,000.00 | 5.01 | 185,907.10 | - | - | - | - | - | 185,907.1     |
| 87  | 11/15/2012 | 44,502,000.00 | 5.01 | 185,907.10 | - | - | - | - | - | 185,907.1     |
| 88  | 12/15/2012 | 44,502,000.00 | 5.01 | 185,907.10 | - | - | - | - | - | 185,907.1     |
| 89  | 1/15/2013  | 44,502,000.00 | 5.01 | 185,907.10 | - | - | - | - | - | 185,907.1     |
| 90  | 2/15/2013  | 44,502,000.00 | 5.01 | 185,907.10 | - | - | - | - | - | 185,907.1     |
| 91  | 3/15/2013  | 44,502,000.00 | 5.01 | 185,907.10 | - | - | - | - | - | 185,907.1     |
| 92  | 4/15/2013  | 44,502,000.00 | 5.01 | 185,907.10 | - | - | - | - | - | 185,907.1     |
| 93  | 5/15/2013  | 44,502,000.00 | 5.01 | 185,907.10 | - | - | - | - | - | 185,907.1     |
| 94  | 6/15/2013  | 44,502,000.00 | 5.01 | 185,907.10 | - | - | - | - | - | 185,907.1     |
| 95  | 7/15/2013  | 44,502,000.00 | 5.01 | 185,907.10 | - | - | - | - | - | 185,907.1     |
| 96  | 8/15/2013  | 44,502,000.00 | 5.01 | 185,907.10 | - | - | - | - | - | 185,907.1     |
| 97  | 9/15/2013  | 44,502,000.00 | 5.01 | 185,907.10 | - | - | - | - | - | 185,907.1     |
| 98  | 10/15/2013 | 44,502,000.00 | 5.01 | 185,907.10 | - | - | - | - | - | 185,907.1     |
| 99  | 11/15/2013 | 44,502,000.00 | 5.01 | 185,907.10 | - | - | - | - | - | 185,907.1     |
| 100 | 12/15/2013 | 44,502,000.00 | 5.01 | 185,907.10 | - | - | - | - | - | 185,907.1     |
| 101 | 1/15/2014  | 44,502,000.00 | 5.01 | 185,907.10 | - | - | - | - | - | 185,907.1     |
| 102 | 2/15/2014  | 44,502,000.00 | 5.01 | 185,907.10 | - | - | - | - | - | 185,907.1     |
| 103 | 3/15/2014  | 44,502,000.00 | 5.01 | 185,907.10 | - | - | - | - | - | 185,907.1     |
| 104 | 4/15/2014  | 44,502,000.00 | 5.01 | 185,907.10 | - | - | - | - | - | 185,907.1     |
| 105 | 5/15/2014  | 44,502,000.00 | 5.01 | 185,907.10 | - | - | - | - | - | 185,907.1     |
| 106 | 6/15/2014  | 44,502,000.00 | 5.01 | 185,907.10 | - | - | - | - | - | 185,907.1     |
| 107 | 7/15/2014  | 44,502,000.00 | 5.01 | 185,907.10 | - | - | - | - | - | 185,907.1     |
| 108 | 8/15/2014  | 44,502,000.00 | 5.01 | 185,907.10 | - | - | - | - | - | 185,907.1     |
| 109 | 9/15/2014  | 44,502,000.00 | 5.01 | 185,907.10 | - | - | - | - | - | 185,907.1     |
| 110 | 10/15/2014 | 44,502,000.00 | 5.01 | 185,907.10 | - | - | - | - | - | 185,907.1     |
| 111 | 11/15/2014 | 44,502,000.00 | 5.01 | 185,907.10 | - | - | - | - | - | 185,907.1     |
| 112 | 12/15/2014 | 44,502,000.00 | 5.01 | 185,907.10 | - | - | - | - | - | 185,907.1     |
| 113 | 1/15/2015  | 44,502,000.00 | 5.01 | 185,907.10 | - | - | - | - | - | 185,907.1     |
| 114 | 2/15/2015  | 44,502,000.00 | 5.01 | 185,907.10 | - | - | - | - | - | 185,907.1     |
| 115 | 3/15/2015  | 44,502,000.00 | 5.01 | 185,907.10 | - | - | - | - | - | 185,907.1     |
| 116 | 4/15/2015  | -             | 5.01 | 185,907.10 | - | - | - | - | - | 185,907.1     |
|     |            |               |      |            |   |   |   |   |   | 44,502,000.00 |
|     |            |               |      |            |   |   |   |   |   | 44,502,000.00 |
|     |            |               |      |            |   |   |   |   |   | 44687907.1    |

CSFBRED-2005C4-V2.3 AAB  
Tranche Cashflow Table(Speeds start after Hard Lock Inc. Prepay Pen. & YMP)  
Current Balance \$45,000,000 Gross WAC 7.24











|     |            |               |      |            |   |   |   |   |   |               |   |               |
|-----|------------|---------------|------|------------|---|---|---|---|---|---------------|---|---------------|
| 64  | 12/15/2010 | 23,334,000.00 | 5.16 | 100,413.98 | - | - | - | - | - | -             | - | 100413.98     |
| 65  | 1/15/2011  | 23,334,000.00 | 5.16 | 100,413.98 | - | - | - | - | - | -             | - | 100413.98     |
| 66  | 2/15/2011  | 23,334,000.00 | 5.16 | 100,413.98 | - | - | - | - | - | -             | - | 100413.98     |
| 67  | 3/15/2011  | 23,334,000.00 | 5.16 | 100,413.98 | - | - | - | - | - | -             | - | 100413.98     |
| 68  | 4/15/2011  | 23,334,000.00 | 5.16 | 100,413.98 | - | - | - | - | - | -             | - | 100413.98     |
| 69  | 5/15/2011  | 23,334,000.00 | 5.16 | 100,413.98 | - | - | - | - | - | -             | - | 100413.98     |
| 70  | 6/15/2011  | 23,334,000.00 | 5.16 | 100,413.98 | - | - | - | - | - | -             | - | 100413.98     |
| 71  | 7/15/2011  | 23,334,000.00 | 5.16 | 100,413.98 | - | - | - | - | - | -             | - | 100413.98     |
| 72  | 8/15/2011  | 23,334,000.00 | 5.16 | 100,413.98 | - | - | - | - | - | -             | - | 100413.98     |
| 73  | 9/15/2011  | 23,334,000.00 | 5.16 | 100,413.98 | - | - | - | - | - | -             | - | 100413.98     |
| 74  | 10/15/2011 | 23,334,000.00 | 5.16 | 100,413.98 | - | - | - | - | - | -             | - | 100413.98     |
| 75  | 11/15/2011 | 23,334,000.00 | 5.16 | 100,413.98 | - | - | - | - | - | -             | - | 100413.98     |
| 76  | 12/15/2011 | 23,334,000.00 | 5.16 | 100,413.98 | - | - | - | - | - | -             | - | 100413.98     |
| 77  | 1/15/2012  | 23,334,000.00 | 5.16 | 100,413.98 | - | - | - | - | - | -             | - | 100413.98     |
| 78  | 2/15/2012  | 23,334,000.00 | 5.16 | 100,413.98 | - | - | - | - | - | -             | - | 100413.98     |
| 79  | 3/15/2012  | 23,334,000.00 | 5.16 | 100,413.98 | - | - | - | - | - | -             | - | 100413.98     |
| 80  | 4/15/2012  | 23,334,000.00 | 5.16 | 100,413.98 | - | - | - | - | - | -             | - | 100413.98     |
| 81  | 5/15/2012  | 23,334,000.00 | 5.16 | 100,413.98 | - | - | - | - | - | -             | - | 100413.98     |
| 82  | 6/15/2012  | 23,334,000.00 | 5.16 | 100,413.98 | - | - | - | - | - | -             | - | 100413.98     |
| 83  | 7/15/2012  | 23,334,000.00 | 5.16 | 100,413.98 | - | - | - | - | - | -             | - | 100413.98     |
| 84  | 8/15/2012  | 23,334,000.00 | 5.16 | 100,413.98 | - | - | - | - | - | -             | - | 100413.98     |
| 85  | 9/15/2012  | 23,334,000.00 | 5.16 | 100,413.98 | - | - | - | - | - | -             | - | 100413.98     |
| 86  | 10/15/2012 | 23,334,000.00 | 5.16 | 100,413.98 | - | - | - | - | - | -             | - | 100413.98     |
| 87  | 11/15/2012 | 23,334,000.00 | 5.16 | 100,413.98 | - | - | - | - | - | -             | - | 100413.98     |
| 88  | 12/15/2012 | 23,334,000.00 | 5.16 | 100,413.98 | - | - | - | - | - | -             | - | 100413.98     |
| 89  | 1/15/2013  | 23,334,000.00 | 5.16 | 100,413.98 | - | - | - | - | - | -             | - | 100413.98     |
| 90  | 2/15/2013  | 23,334,000.00 | 5.16 | 100,413.98 | - | - | - | - | - | -             | - | 100413.98     |
| 91  | 3/15/2013  | 23,334,000.00 | 5.16 | 100,413.98 | - | - | - | - | - | -             | - | 100413.98     |
| 92  | 4/15/2013  | 23,334,000.00 | 5.16 | 100,413.98 | - | - | - | - | - | -             | - | 100413.98     |
| 93  | 5/15/2013  | 23,334,000.00 | 5.16 | 100,413.98 | - | - | - | - | - | -             | - | 100413.98     |
| 94  | 6/15/2013  | 23,334,000.00 | 5.16 | 100,413.98 | - | - | - | - | - | -             | - | 100413.98     |
| 95  | 7/15/2013  | 23,334,000.00 | 5.16 | 100,413.98 | - | - | - | - | - | -             | - | 100413.98     |
| 96  | 8/15/2013  | 23,334,000.00 | 5.16 | 100,413.98 | - | - | - | - | - | -             | - | 100413.98     |
| 97  | 9/15/2013  | 23,334,000.00 | 5.16 | 100,413.98 | - | - | - | - | - | -             | - | 100413.98     |
| 98  | 10/15/2013 | 23,334,000.00 | 5.16 | 100,413.98 | - | - | - | - | - | -             | - | 100413.98     |
| 99  | 11/15/2013 | 23,334,000.00 | 5.16 | 100,413.98 | - | - | - | - | - | -             | - | 100413.98     |
| 100 | 12/15/2013 | 23,334,000.00 | 5.16 | 100,413.98 | - | - | - | - | - | -             | - | 100413.98     |
| 101 | 1/15/2014  | 23,334,000.00 | 5.16 | 100,413.98 | - | - | - | - | - | -             | - | 100413.98     |
| 102 | 2/15/2014  | 23,334,000.00 | 5.16 | 100,413.98 | - | - | - | - | - | -             | - | 100413.98     |
| 103 | 3/15/2014  | 23,334,000.00 | 5.16 | 100,413.98 | - | - | - | - | - | -             | - | 100413.98     |
| 104 | 4/15/2014  | 23,334,000.00 | 5.16 | 100,413.98 | - | - | - | - | - | -             | - | 100413.98     |
| 105 | 5/15/2014  | 23,334,000.00 | 5.16 | 100,413.98 | - | - | - | - | - | -             | - | 100413.98     |
| 106 | 6/15/2014  | 23,334,000.00 | 5.16 | 100,413.98 | - | - | - | - | - | -             | - | 100413.98     |
| 107 | 7/15/2014  | 23,334,000.00 | 5.16 | 100,413.98 | - | - | - | - | - | -             | - | 100413.98     |
| 108 | 8/15/2014  | 23,334,000.00 | 5.16 | 100,413.98 | - | - | - | - | - | -             | - | 100413.98     |
| 109 | 9/15/2014  | 23,334,000.00 | 5.16 | 100,413.98 | - | - | - | - | - | -             | - | 100413.98     |
| 110 | 10/15/2014 | 23,334,000.00 | 5.16 | 100,413.98 | - | - | - | - | - | -             | - | 100413.98     |
| 111 | 11/15/2014 | 23,334,000.00 | 5.16 | 100,413.98 | - | - | - | - | - | -             | - | 100413.98     |
| 112 | 12/15/2014 | 23,334,000.00 | 5.16 | 100,413.98 | - | - | - | - | - | -             | - | 100413.98     |
| 113 | 1/15/2015  | 23,334,000.00 | 5.16 | 100,413.98 | - | - | - | - | - | -             | - | 100413.98     |
| 114 | 2/15/2015  | 23,334,000.00 | 5.16 | 100,413.98 | - | - | - | - | - | -             | - | 100413.98     |
| 115 | 3/15/2015  | 23,334,000.00 | 5.16 | 100,413.98 | - | - | - | - | - | -             | - | 100413.98     |
| 116 | 4/15/2015  | -             | 5.16 | 100,413.98 | - | - | - | - | - | -             | - | 100413.98     |
|     |            |               |      |            |   |   |   |   |   | 23,334,000.00 |   |               |
|     |            |               |      |            |   |   |   |   |   |               |   | 23,334,000.00 |
|     |            |               |      |            |   |   |   |   |   |               |   | 23,334,000.00 |

CSFBRED-2005C4-V2.3 C  
Tranche Cashflow Table(Speeds start after Hard Lock Inc. Prepay Pen. & YMP)  
Current Balance \$13,333,000 Gross WAC 7.24  
Pass-Thru Rate 5.193 Current WAM 333.00  
Accrued Days / D 23 / 14 Settlement 08/24/2005







CSFBRED-2005C4-V2.3 D  
 Tranche Cashflow Table(Speeds start after Hard Lock Inc. Prepay Pen. & YMP)  
 Current Balance \$23,334,000 Gross WAC 7.24  
 Pass-Thru Rate 5.283 Current WAM Settlement 08/24/2005  
 Accrued Days / D 23 / 14 Factor Date 08/25/2005

| Payment Date  | Balance       | Pass Thru Rate | Interest      | Cum. Int. Shortfalls | Chg. Int. Shortfalls | YM Penalties | Principal Scheduled Principal | Prepay        | Losses | Cum. Net Losses | Total Principal | Total Cashflow |
|---------------|---------------|----------------|---------------|----------------------|----------------------|--------------|-------------------------------|---------------|--------|-----------------|-----------------|----------------|
| Grand Totals  | 23,334,000.00 |                | 11,914,795.58 | -                    | -                    | -            | -                             | 23,334,000.00 | -      | -               | 23,334,000.00   | 352,487,95.58  |
| 1 9/15/2005   | 23,334,000.00 | 5.28           | 102,727.93    | -                    | -                    | -            | -                             | -             | -      | -               | -               | 102,727.93     |
| 2 10/15/2005  | 23,334,000.00 | 5.28           | 102,727.93    | -                    | -                    | -            | -                             | -             | -      | -               | -               | 102,727.93     |
| 3 11/15/2005  | 23,334,000.00 | 5.28           | 102,727.93    | -                    | -                    | -            | -                             | -             | -      | -               | -               | 102,727.93     |
| 4 12/15/2005  | 23,334,000.00 | 5.28           | 102,727.93    | -                    | -                    | -            | -                             | -             | -      | -               | -               | 102,727.93     |
| 5 1/15/2006   | 23,334,000.00 | 5.28           | 102,727.93    | -                    | -                    | -            | -                             | -             | -      | -               | -               | 102,727.93     |
| 6 2/15/2006   | 23,334,000.00 | 5.28           | 102,727.93    | -                    | -                    | -            | -                             | -             | -      | -               | -               | 102,727.93     |
| 7 3/15/2006   | 23,334,000.00 | 5.28           | 102,727.93    | -                    | -                    | -            | -                             | -             | -      | -               | -               | 102,727.93     |
| 8 4/15/2006   | 23,334,000.00 | 5.28           | 102,727.93    | -                    | -                    | -            | -                             | -             | -      | -               | -               | 102,727.93     |
| 9 5/15/2006   | 23,334,000.00 | 5.28           | 102,727.93    | -                    | -                    | -            | -                             | -             | -      | -               | -               | 102,727.93     |
| 10 6/15/2006  | 23,334,000.00 | 5.28           | 102,727.93    | -                    | -                    | -            | -                             | -             | -      | -               | -               | 102,727.93     |
| 11 7/15/2006  | 23,334,000.00 | 5.28           | 102,727.93    | -                    | -                    | -            | -                             | -             | -      | -               | -               | 102,727.93     |
| 12 8/15/2006  | 23,334,000.00 | 5.28           | 102,727.93    | -                    | -                    | -            | -                             | -             | -      | -               | -               | 102,727.93     |
| 13 9/15/2006  | 23,334,000.00 | 5.28           | 102,727.93    | -                    | -                    | -            | -                             | -             | -      | -               | -               | 102,727.93     |
| 14 10/15/2006 | 23,334,000.00 | 5.28           | 102,727.93    | -                    | -                    | -            | -                             | -             | -      | -               | -               | 102,727.93     |
| 15 11/15/2006 | 23,334,000.00 | 5.28           | 102,727.93    | -                    | -                    | -            | -                             | -             | -      | -               | -               | 102,727.93     |
| 16 12/15/2006 | 23,334,000.00 | 5.28           | 102,727.93    | -                    | -                    | -            | -                             | -             | -      | -               | -               | 102,727.93     |
| 17 1/15/2007  | 23,334,000.00 | 5.28           | 102,727.93    | -                    | -                    | -            | -                             | -             | -      | -               | -               | 102,727.93     |
| 18 2/15/2007  | 23,334,000.00 | 5.28           | 102,727.93    | -                    | -                    | -            | -                             | -             | -      | -               | -               | 102,727.93     |
| 19 3/15/2007  | 23,334,000.00 | 5.28           | 102,727.93    | -                    | -                    | -            | -                             | -             | -      | -               | -               | 102,727.93     |
| 20 4/15/2007  | 23,334,000.00 | 5.28           | 102,727.93    | -                    | -                    | -            | -                             | -             | -      | -               | -               | 102,727.93     |
| 21 5/15/2007  | 23,334,000.00 | 5.28           | 102,727.93    | -                    | -                    | -            | -                             | -             | -      | -               | -               | 102,727.93     |
| 22 6/15/2007  | 23,334,000.00 | 5.28           | 102,727.93    | -                    | -                    | -            | -                             | -             | -      | -               | -               | 102,727.93     |
| 23 7/15/2007  | 23,334,000.00 | 5.28           | 102,727.93    | -                    | -                    | -            | -                             | -             | -      | -               | -               | 102,727.93     |
| 24 8/15/2007  | 23,334,000.00 | 5.28           | 102,727.93    | -                    | -                    | -            | -                             | -             | -      | -               | -               | 102,727.93     |
| 25 9/15/2007  | 23,334,000.00 | 5.28           | 102,727.93    | -                    | -                    | -            | -                             | -             | -      | -               | -               | 102,727.93     |
| 26 10/15/2007 | 23,334,000.00 | 5.28           | 102,727.93    | -                    | -                    | -            | -                             | -             | -      | -               | -               | 102,727.93     |
| 27 11/15/2007 | 23,334,000.00 | 5.28           | 102,727.93    | -                    | -                    | -            | -                             | -             | -      | -               | -               | 102,727.93     |
| 28 12/15/2007 | 23,334,000.00 | 5.28           | 102,727.93    | -                    | -                    | -            | -                             | -             | -      | -               | -               | 102,727.93     |
| 29 1/15/2008  | 23,334,000.00 | 5.28           | 102,727.93    | -                    | -                    | -            | -                             | -             | -      | -               | -               | 102,727.93     |
| 30 2/15/2008  | 23,334,000.00 | 5.28           | 102,727.93    | -                    | -                    | -            | -                             | -             | -      | -               | -               | 102,727.93     |
| 31 3/15/2008  | 23,334,000.00 | 5.28           | 102,727.93    | -                    | -                    | -            | -                             | -             | -      | -               | -               | 102,727.93     |
| 32 4/15/2008  | 23,334,000.00 | 5.28           | 102,727.93    | -                    | -                    | -            | -                             | -             | -      | -               | -               | 102,727.93     |
| 33 5/15/2008  | 23,334,000.00 | 5.28           | 102,727.93    | -                    | -                    | -            | -                             | -             | -      | -               | -               | 102,727.93     |
| 34 6/15/2008  | 23,334,000.00 | 5.28           | 102,727.93    | -                    | -                    | -            | -                             | -             | -      | -               | -               | 102,727.93     |
| 35 7/15/2008  | 23,334,000.00 | 5.28           | 102,727.93    | -                    | -                    | -            | -                             | -             | -      | -               | -               | 102,727.93     |
| 36 8/15/2008  | 23,334,000.00 | 5.28           | 102,727.93    | -                    | -                    | -            | -                             | -             | -      | -               | -               | 102,727.93     |
| 37 9/15/2008  | 23,334,000.00 | 5.28           | 102,727.93    | -                    | -                    | -            | -                             | -             | -      | -               | -               | 102,727.93     |
| 38 10/15/2008 | 23,334,000.00 | 5.28           | 102,727.93    | -                    | -                    | -            | -                             | -             | -      | -               | -               | 102,727.93     |
| 39 11/15/2008 | 23,334,000.00 | 5.28           | 102,727.93    | -                    | -                    | -            | -                             | -             | -      | -               | -               | 102,727.93     |
| 40 12/15/2008 | 23,334,000.00 | 5.28           | 102,727.93    | -                    | -                    | -            | -                             | -             | -      | -               | -               | 102,727.93     |
| 41 1/15/2009  | 23,334,000.00 | 5.28           | 102,727.93    | -                    | -                    | -            | -                             | -             | -      | -               | -               | 102,727.93     |

Prepayments: 100.0% CPR





|                |            |            |            |            |            |            |
|----------------|------------|------------|------------|------------|------------|------------|
| Treasury Curve | 1 Year     | 2 Year     | 3 Year     | 5 Year     | 10 Year    | 30 Year    |
|                | 9999,00000 | 9999,00000 | 9999,00000 | 9999,00000 | 9999,00000 | 9999,00000 |

The analyses, calculations, and valuations herein are based on certain assumptions and data provided by third parties which may vary from the actual characteristics of the pool. Credit Suisse First Boston LLC makes no representation that such analyses or calculations are accurate or that such valuations represent levels where actual trades may occur. Investors should rely on the information contained in or filed in connection with the prospectus / prospectus supplement.

CSFBRED-2005C4-V2.3 A1A  
 Tranche Cashflow Table (Speeds start after Hard Lock Inc. Prepay Pen. & YMP)  
 Current Balance \$39,000,000 Gross WAC 7.24  
 Pass-Thru Rate 4.605 Current WAM 333.00  
 Accrued Days / D 23 / 14 Settlement 08/24/2005  
 Factor Date 08/25/2005  
 Prepayments: 100.0% CPR

| Payment Date  | Balance       | Pass Thru Rate | Interest   | Cum. Int. Shortfalls | Chg. Int. Shortfalls | Principal Scheduled Principal | Prepay        | Losses | Cum. Net Losses | Total Principal | Total Cashflow |
|---------------|---------------|----------------|------------|----------------------|----------------------|-------------------------------|---------------|--------|-----------------|-----------------|----------------|
| Grand Totals  | 39,000,000.00 |                | 525,997.06 |                      |                      | 9,605,099.28                  | 29,394,900.72 |        |                 | 39,000,000.00   | 39,525,997.06  |
| 1 9/15/2005   | 9,186,335.36  | 4.61           | 149,662.50 | -                    | -                    | 418,763.92                    | 29,394,900.72 | -      | -               | 29,813,664.64   | 29,963,327.14  |
| 2 10/15/2005  | 8,733,994.69  | 4.61           | 35,252.56  | -                    | -                    | 452,340.67                    | -             | -      | -               | 452,340.67      | 487,593.23     |
| 3 11/15/2005  | 8,339,489.61  | 4.61           | 33,516.70  | -                    | -                    | 394,505.08                    | -             | -      | -               | 394,505.08      | 428,021.78     |
| 4 12/15/2005  | 7,883,181.01  | 4.61           | 32,002.79  | -                    | -                    | 456,308.60                    | -             | -      | -               | 456,308.60      | 488,311.39     |
| 5 1/15/2006   | 7,484,556.34  | 4.61           | 30,251.71  | -                    | -                    | 398,624.67                    | -             | -      | -               | 398,624.67      | 428,876.38     |
| 6 2/15/2006   | 7,084,004.60  | 4.61           | 28,721.98  | -                    | -                    | 400,551.74                    | -             | -      | -               | 400,551.74      | 429,273.72     |
| 7 3/15/2006   | 6,502,414.64  | 4.61           | 27,184.87  | -                    | -                    | 581,569.97                    | -             | -      | -               | 581,569.97      | 608,774.83     |
| 8 4/15/2006   | 6,097,094.10  | 4.61           | 24,953.02  | -                    | -                    | 405,320.54                    | -             | -      | -               | 405,320.54      | 430,273.55     |
| 9 5/15/2006   | 5,630,267.70  | 4.61           | 23,987.60  | -                    | -                    | 466,826.40                    | -             | -      | -               | 466,826.40      | 490,223.99     |
| 10 6/15/2006  | 5,220,723.17  | 4.61           | 21,606.15  | -                    | -                    | 409,544.53                    | -             | -      | -               | 409,544.53      | 431,150.68     |
| 11 7/15/2006  | 4,724,498.91  | 4.61           | 20,034.53  | -                    | -                    | 496,224.26                    | -             | -      | -               | 496,224.26      | 516,258.79     |
| 12 8/15/2006  | 4,284,939.03  | 4.61           | 18,130.26  | -                    | -                    | 439,559.88                    | -             | -      | -               | 439,559.88      | 457,690.14     |
| 13 9/15/2006  | 3,843,261.28  | 4.61           | 16,443.45  | -                    | -                    | 441,677.75                    | -             | -      | -               | 441,677.75      | 458,121.20     |
| 14 10/15/2006 | 3,332,731.24  | 4.61           | 14,748.52  | -                    | -                    | 510,530.04                    | -             | -      | -               | 510,530.04      | 525,278.55     |
| 15 11/15/2006 | 2,882,994.56  | 4.61           | 12,789.36  | -                    | -                    | 449,736.68                    | -             | -      | -               | 449,736.68      | 462,526.04     |
| 16 12/15/2006 | 2,367,981.71  | 4.61           | 11,063.49  | -                    | -                    | 515,012.84                    | -             | -      | -               | 515,012.84      | 526,076.33     |
| 17 1/15/2007  | 1,909,638.07  | 4.61           | 9,087.13   | -                    | -                    | 458,343.65                    | -             | -      | -               | 458,343.65      | 467,430.78     |
| 18 2/15/2007  | 1,449,086.94  | 4.61           | 7,328.24   | -                    | -                    | 460,551.13                    | -             | -      | -               | 460,551.13      | 467,879.36     |
| 19 3/15/2007  | 795,810.71    | 4.61           | 5,560.87   | -                    | -                    | 653,276.23                    | -             | -      | -               | 653,276.23      | 658,837.10     |
| 20 4/15/2007  | 314,634.04    | 4.61           | 3,053.92   | -                    | -                    | 481,176.67                    | -             | -      | -               | 481,176.67      | 484,230.59     |
| 21 5/15/2007  | -             | 4.61           | 1,207.41   | -                    | -                    | 314,634.04                    | -             | -      | -               | 314,634.04      | 315,841.45     |

CSFBRED-2005C4-V2.3 A1A  
 Tranche Cashflow Table (Speeds start after Hard Lock Inc. Prepay Pen. & YMP)  
 Current Balance \$377,179,000 Gross WAC 7.24  
 Pass-Thru Rate 4.979 Current WAM 333.00  
 Accrued Days / D 23 / 14 Settlement 08/24/2005  
 Factor Date 08/25/2005  
 Prepayments: 100.0% CPR

| Payment Date | Balance        | Pass Thru Rate | Interest       | Cum. Int. Shortfalls | Chg. Int. Shortfalls | Principal Scheduled Principal | Prepay         | Losses | Cum. Net Losses | Total Principal | Total Cashflow |
|--------------|----------------|----------------|----------------|----------------------|----------------------|-------------------------------|----------------|--------|-----------------|-----------------|----------------|
| Grand Totals | 377,179,000.00 |                | 169,709,624.91 |                      |                      | 44,099,582.03                 | 333,079,417.97 |        |                 | 377,179,000.00  | 546,888,624.91 |
| 1 9/15/2005  | 377,040,990.12 | 4.98           | 1,564,978.53   | -                    | -                    | 138,009.88                    | -              | -      | -               | 138,009.88      | 1,702,988.42   |
| 2 10/15/2005 | 376,882,118.43 | 4.98           | 1,564,405.91   | -                    | -                    | 158,871.68                    | -              | -      | -               | 158,871.68      | 1,723,277.59   |
| 3 11/15/2005 | 376,742,749.24 | 4.98           | 1,563,746.72   | -                    | -                    | 139,369.20                    | -              | -      | -               | 139,369.20      | 1,703,115.92   |
| 4 12/15/2005 | 376,582,556.05 | 4.98           | 1,563,168.46   | -                    | -                    | 160,193.19                    | -              | -      | -               | 160,193.19      | 1,723,361.65   |
| 5 1/15/2006  | 376,441,815.23 | 4.98           | 1,562,503.79   | -                    | -                    | 140,740.82                    | -              | -      | -               | 140,740.82      | 1,703,244.61   |
| 6 2/15/2006  | 376,300,430.19 | 4.98           | 1,561,919.83   | -                    | -                    | 141,385.04                    | -              | -      | -               | 141,385.04      | 1,703,304.87   |
| 7 3/15/2006  | 376,098,035.74 | 4.98           | 1,561,333.20   | -                    | -                    | 202,394.45                    | -              | -      | -               | 202,394.45      | 1,763,727.66   |
| 8 4/15/2006  | 375,955,075.72 | 4.98           | 1,560,493.43   | -                    | -                    | 142,960.02                    | -              | -      | -               | 142,960.02      | 1,703,453.45   |
| 9 5/15/2006  | 375,791,391.58 | 4.98           | 1,559,900.27   | -                    | -                    | 163,684.14                    | -              | -      | -               | 163,684.14      | 1,723,584.41   |
| 10 6/15/2006 | 375,647,027.42 | 4.98           | 1,559,221.12   | -                    | -                    | 144,364.16                    | -              | -      | -               | 144,364.16      | 1,703,585.28   |
| 11 7/15/2006 | 375,478,971.28 | 4.98           | 1,558,622.12   | -                    | -                    | 168,056.14                    | -              | -      | -               | 168,056.14      | 1,726,678.26   |
| 12 8/15/2006 | 375,330,607.46 | 4.98           | 1,557,924.83   | -                    | -                    | 148,363.82                    | -              | -      | -               | 148,363.82      | 1,706,288.65   |
| 13 9/15/2006 | 375,181,563.78 | 4.98           | 1,557,309.25   | -                    | -                    | 149,043.68                    | -              | -      | -               | 149,043.68      | 1,706,352.93   |

|    |            |                |      |              |   |   |   |            |   |   |            |              |
|----|------------|----------------|------|--------------|---|---|---|------------|---|---|------------|--------------|
| 14 | 10/15/2006 | 375,011,443.05 | 4.98 | 1,556,690.84 | - | - | - | 170,120.73 | - | - | 170,120.73 | 1,726,811.56 |
| 15 | 11/15/2006 | 374,859,696.24 | 4.98 | 1,555,984.98 | - | - | - | 151,746.81 | - | - | 151,746.81 | 1,707,731.79 |
| 16 | 12/15/2006 | 374,686,670.17 | 4.98 | 1,555,355.36 | - | - | - | 173,026.08 | - | - | 173,026.08 | 1,728,381.43 |
| 17 | 1/15/2007  | 374,533,433.28 | 4.98 | 1,554,637.44 | - | - | - | 153,236.89 | - | - | 153,236.89 | 1,707,874.33 |
| 18 | 2/15/2007  | 374,379,493.54 | 4.98 | 1,554,001.64 | - | - | - | 153,939.74 | - | - | 153,939.74 | 1,707,941.38 |
| 19 | 3/15/2007  | 374,163,311.08 | 4.98 | 1,553,362.92 | - | - | - | 216,182.45 | - | - | 216,182.45 | 1,769,545.37 |
| 20 | 4/15/2007  | 374,007,672.23 | 4.98 | 1,552,465.94 | - | - | - | 155,638.86 | - | - | 155,638.86 | 1,708,104.79 |
| 21 | 5/15/2007  | 373,828,064.33 | 4.98 | 1,551,820.17 | - | - | - | 179,607.90 | - | - | 179,607.90 | 1,731,428.07 |
| 22 | 6/15/2007  | 373,659,248.09 | 4.98 | 1,551,074.94 | - | - | - | 168,816.23 | - | - | 168,816.23 | 1,719,891.18 |
| 23 | 7/15/2007  | 373,420,334.31 | 4.98 | 1,550,374.50 | - | - | - | 238,913.78 | - | - | 238,913.78 | 1,789,288.28 |
| 24 | 8/15/2007  | 373,208,658.44 | 4.98 | 1,549,383.20 | - | - | - | 211,675.88 | - | - | 211,675.88 | 1,761,059.08 |
| 25 | 9/15/2007  | 372,996,008.25 | 4.98 | 1,548,504.93 | - | - | - | 212,650.19 | - | - | 212,650.19 | 1,761,155.11 |
| 26 | 10/15/2007 | 372,754,139.63 | 4.98 | 1,547,622.60 | - | - | - | 241,868.62 | - | - | 241,868.62 | 1,789,491.22 |
| 27 | 11/15/2007 | 372,539,396.79 | 4.98 | 1,546,619.05 | - | - | - | 214,742.84 | - | - | 214,742.84 | 1,761,361.89 |
| 28 | 12/15/2007 | 372,295,493.68 | 4.98 | 1,545,728.05 | - | - | - | 243,903.11 | - | - | 243,903.11 | 1,789,631.16 |
| 29 | 1/15/2008  | 372,078,639.14 | 4.98 | 1,544,716.05 | - | - | - | 216,854.54 | - | - | 216,854.54 | 1,761,570.59 |
| 30 | 2/15/2008  | 371,860,786.39 | 4.98 | 1,543,816.29 | - | - | - | 217,852.75 | - | - | 217,852.75 | 1,761,669.03 |
| 31 | 3/15/2008  | 371,585,788.77 | 4.98 | 1,542,912.38 | - | - | - | 274,997.61 | - | - | 274,997.61 | 1,817,909.99 |
| 32 | 4/15/2008  | 371,365,666.28 | 4.98 | 1,541,771.37 | - | - | - | 220,122.50 | - | - | 220,122.50 | 1,761,893.87 |
| 33 | 5/15/2008  | 371,095,549.07 | 4.98 | 1,540,858.04 | - | - | - | 270,117.21 | - | - | 270,117.21 | 1,810,975.26 |
| 34 | 6/15/2008  | 370,854,944.22 | 4.98 | 1,539,737.28 | - | - | - | 240,604.84 | - | - | 240,604.84 | 1,780,342.12 |
| 35 | 7/15/2008  | 370,536,517.69 | 4.98 | 1,538,798.97 | - | - | - | 318,426.53 | - | - | 318,426.53 | 1,857,165.51 |
| 36 | 8/15/2008  | 370,245,799.04 | 4.98 | 1,537,417.77 | - | - | - | 290,718.65 | - | - | 290,718.65 | 1,828,136.42 |
| 37 | 9/15/2008  | 369,953,753.67 | 4.98 | 1,536,211.53 | - | - | - | 292,045.37 | - | - | 292,045.37 | 1,828,256.89 |
| 38 | 10/15/2008 | 369,623,417.60 | 4.98 | 1,534,999.78 | - | - | - | 330,336.07 | - | - | 330,336.07 | 1,865,335.85 |
| 39 | 11/15/2008 | 369,328,531.41 | 4.98 | 1,533,629.16 | - | - | - | 294,886.19 | - | - | 294,886.19 | 1,828,515.35 |
| 40 | 12/15/2008 | 368,995,433.58 | 4.98 | 1,532,033.55 | - | - | - | 333,097.83 | - | - | 333,097.83 | 1,865,503.46 |
| 41 | 1/15/2009  | 368,697,680.94 | 4.98 | 1,531,023.55 | - | - | - | 297,752.65 | - | - | 297,752.65 | 1,828,776.20 |
| 42 | 2/15/2009  | 368,398,569.40 | 4.98 | 1,529,788.13 | - | - | - | 299,111.54 | - | - | 299,111.54 | 1,828,899.67 |
| 43 | 3/15/2009  | 367,987,905.95 | 4.98 | 1,528,547.06 | - | - | - | 410,663.45 | - | - | 410,663.45 | 1,939,210.52 |
| 44 | 4/15/2009  | 367,685,553.60 | 4.98 | 1,526,843.15 | - | - | - | 302,352.34 | - | - | 302,352.34 | 1,829,195.50 |
| 45 | 5/15/2009  | 367,345,197.41 | 4.98 | 1,525,588.64 | - | - | - | 340,356.20 | - | - | 340,356.20 | 1,865,944.84 |
| 46 | 6/15/2009  | 367,039,911.24 | 4.98 | 1,524,176.45 | - | - | - | 305,286.17 | - | - | 305,286.17 | 1,829,462.62 |
| 47 | 7/15/2009  | 366,696,702.86 | 4.98 | 1,522,909.77 | - | - | - | 343,208.37 | - | - | 343,208.37 | 1,866,118.14 |
| 48 | 8/15/2009  | 366,388,456.39 | 4.98 | 1,521,485.74 | - | - | - | 308,246.47 | - | - | 308,246.47 | 1,829,732.20 |
| 49 | 9/15/2009  | 366,078,803.02 | 4.98 | 1,520,206.77 | - | - | - | 309,653.37 | - | - | 309,653.37 | 1,829,860.14 |
| 50 | 10/15/2009 | 364,404,147.92 | 4.98 | 1,518,921.97 | - | - | - | 347,454.04 | - | - | 347,454.04 | 1,935,577.07 |
| 51 | 11/15/2009 | 364,093,394.73 | 4.98 | 1,517,973.54 | - | - | - | 310,753.19 | - | - | 310,753.19 | 1,822,726.74 |
| 52 | 12/15/2009 | 363,745,121.68 | 4.98 | 1,510,684.18 | - | - | - | 348,273.05 | - | - | 348,273.05 | 1,858,957.23 |
| 53 | 1/15/2010  | 363,431,359.38 | 4.98 | 1,509,239.13 | - | - | - | 313,762.30 | - | - | 313,762.30 | 1,823,001.43 |
| 54 | 2/15/2010  | 363,116,164.64 | 4.98 | 1,507,937.28 | - | - | - | 315,194.74 | - | - | 315,194.74 | 1,823,132.02 |
| 55 | 3/15/2010  | 360,829,187.95 | 4.98 | 1,506,629.49 | - | - | - | 424,505.50 | - | - | 424,505.50 | 2,286,976.68 |
| 56 | 4/15/2010  | 355,323,163.71 | 4.98 | 1,497,140.44 | - | - | - | 316,024.24 | - | - | 316,024.24 | 5,006,024.24 |
| 57 | 5/15/2010  | 354,970,131.31 | 4.98 | 1,474,295.03 | - | - | - | 353,032.40 | - | - | 353,032.40 | 1,827,327.43 |
| 58 | 6/15/2010  | 354,540,345.83 | 4.98 | 1,472,830.24 | - | - | - | 429,785.48 | - | - | 429,785.48 | 1,902,615.72 |
| 59 | 7/15/2010  | 354,056,145.35 | 4.98 | 1,471,046.98 | - | - | - | 484,200.48 | - | - | 484,200.48 | 1,955,247.47 |
| 60 | 8/15/2010  | 353,622,172.83 | 4.98 | 1,469,037.96 | - | - | - | 433,972.52 | - | - | 433,972.52 | 1,903,010.48 |
| 61 | 9/15/2010  | 353,186,212.52 | 4.98 | 1,467,237.33 | - | - | - | 435,960.30 | - | - | 435,960.30 | 1,903,197.64 |
| 62 | 10/15/2010 | 352,696,008.98 | 4.98 | 1,465,428.46 | - | - | - | 490,203.54 | - | - | 490,203.54 | 1,955,632.00 |
| 63 | 11/15/2010 | 352,255,805.75 | 4.98 | 1,463,394.52 | - | - | - | 440,203.23 | - | - | 440,203.23 | 1,903,597.75 |
| 64 | 12/15/2010 | 351,761,477.31 | 4.98 | 1,461,568.05 | - | - | - | 444,484.56 | - | - | 444,484.56 | 1,904,001.55 |
| 65 | 1/15/2011  | 351,316,992.76 | 4.98 | 1,459,517.00 | - | - | - | 446,520.58 | - | - | 446,520.58 | 1,904,193.33 |
| 66 | 2/15/2011  | 350,870,472.18 | 4.98 | 1,457,672.76 | - | - | - | 604,278.29 | - | - | 604,278.29 | 2,060,096.36 |
| 67 | 3/15/2011  | 350,266,193.89 | 4.98 | 1,455,620.07 | - | - | - | 451,335.85 | - | - | 451,335.85 | 1,904,648.67 |
| 68 | 4/15/2011  | 349,814,858.04 | 4.98 | 1,453,312.82 | - | - | - | 505,151.39 | - | - | 505,151.39 | 1,956,591.54 |
| 69 | 5/15/2011  | 349,309,706.64 | 4.98 | 1,451,440.15 | - | - | - | 455,717.95 | - | - | 455,717.95 | 1,905,062.14 |
| 70 | 6/15/2011  | 348,853,988.70 | 4.98 | 1,449,344.19 | - | - | - | 509,411.59 | - | - | 509,411.59 | 1,956,864.93 |
| 71 | 7/15/2011  | 348,344,577.11 | 4.98 | 1,447,453.34 | - | - | - | 460,139.70 | - | - | 460,139.70 | 1,905,479.41 |
| 72 | 8/15/2011  | 347,884,437.41 | 4.98 | 1,445,339.71 | - | - | - | 462,247.57 | - | - | 462,247.57 | 1,905,678.08 |
| 73 | 9/15/2011  | 347,422,189.84 | 4.98 | 1,443,430.51 | - | - | - | 515,759.58 | - | - | 515,759.58 | 1,957,272.15 |
| 74 | 10/15/2011 | 346,906,430.26 | 4.98 | 1,441,512.57 | - | - | - | 466,728.42 | - | - | 466,728.42 | 1,906,101.02 |
| 75 | 11/15/2011 | 346,439,701.84 | 4.98 | 1,439,372.60 | - | - | - | -          | - | - | -          | -            |









|    |            |               |      |            |   |   |   |               |   |               |
|----|------------|---------------|------|------------|---|---|---|---------------|---|---------------|
| 66 | 2/15/2011  | 58,598,742.11 | 4.93 | 240,840.83 | - | - | - | -             | - | 240,840.83    |
| 67 | 3/15/2011  | 58,598,742.11 | 4.93 | 240,840.83 | - | - | - | -             | - | 240,840.83    |
| 68 | 4/15/2011  | 58,598,742.11 | 4.93 | 240,840.83 | - | - | - | -             | - | 240,840.83    |
| 69 | 5/15/2011  | 58,598,742.11 | 4.93 | 240,840.83 | - | - | - | -             | - | 240,840.83    |
| 70 | 6/15/2011  | 58,598,742.11 | 4.93 | 240,840.83 | - | - | - | -             | - | 240,840.83    |
| 71 | 7/15/2011  | 58,598,742.11 | 4.93 | 240,840.83 | - | - | - | -             | - | 240,840.83    |
| 72 | 8/15/2011  | 58,598,742.11 | 4.93 | 240,840.83 | - | - | - | -             | - | 240,840.83    |
| 73 | 9/15/2011  | 58,598,742.11 | 4.93 | 240,840.83 | - | - | - | -             | - | 240,840.83    |
| 74 | 10/15/2011 | 58,598,742.11 | 4.93 | 240,840.83 | - | - | - | -             | - | 240,840.83    |
| 75 | 11/15/2011 | 7,779,328.36  | 4.93 | 240,840.83 | - | - | - | 50,819,413.75 | - | 51,060,254.58 |
| 76 | 12/15/2011 | 7,779,328.36  | 4.93 | 31,973.04  | - | - | - | -             | - | 31,973.04     |
| 77 | 1/15/2012  | 7,779,328.36  | 4.93 | 31,973.04  | - | - | - | -             | - | 31,973.04     |
| 78 | 2/15/2012  | 7,779,328.36  | 4.93 | 31,973.04  | - | - | - | -             | - | 31,973.04     |
| 79 | 3/15/2012  | 7,779,328.36  | 4.93 | 31,973.04  | - | - | - | -             | - | 31,973.04     |
| 80 | 4/15/2012  | -             | 4.93 | 31,973.04  | - | - | - | 7,779,328.36  | - | 7,811,301.40  |





|     |           |                |      |            |   |            |               |   |               |               |
|-----|-----------|----------------|------|------------|---|------------|---------------|---|---------------|---------------|
| 113 | 1/15/2015 | 143,543,894.84 | 4.97 | 719,496.34 | - | 810,452.56 | 29,437,038.59 | - | 30,247,491.15 | 30,866,987.49 |
| 114 | 2/15/2015 | 100,161,559.15 | 4.97 | 594,271.72 | - | 757,585.85 | 42,624,749.85 | - | 43,382,335.70 | 43,976,607.42 |
| 115 | 3/15/2015 | 54,648,871.45  | 4.97 | 414,668.85 | - | 831,225.04 | 44,681,462.65 | - | 45,512,687.70 | 45,927,356.55 |
| 116 | 4/15/2015 | -              | 4.97 | 226,246.33 | - | 579,121.36 | 54,069,750.09 | - | 54,648,871.45 | 54,875,117.78 |

CSFBRED-2005C4-V2.3 A4M  
 Tranche Cashflow Table(Speeds start after Hard Lock Inc. Prepay Pen. & YMP)

Current Balance \$44,502,000 Gross WAC 7.24  
 Pass-Thru Rate 5.013 Current WAM 333.00  
 Accrued Days / D 23 / 14 Settlement 08/24/2005  
 Factor Date 08/25/2005

Prepayments: 100.0% CPR

| Payment Date  | Balance       | Pass Thru Rate | Interest      | Cum. Int. Shortfalls | Chg. Int. Shortfalls | Principal Scheduled Principal | Prepay        | Losses | Cum. Net Losses | Total Principal | Total Cashflow |
|---------------|---------------|----------------|---------------|----------------------|----------------------|-------------------------------|---------------|--------|-----------------|-----------------|----------------|
| Grand Totals  | 44,502,000.00 | 5.01           | 21,565,224.18 | -                    | -                    | 44,502,000.00                 | 44,502,000.00 | -      | -               | 44,502,000.00   | 66,067,224.18  |
| 1 9/15/2005   | 44,502,000.00 | 5.01           | 185,907.10    | -                    | -                    | 185,907.10                    | -             | -      | -               | 185,907.10      | 185,907.10     |
| 2 10/15/2005  | 44,502,000.00 | 5.01           | 185,907.10    | -                    | -                    | 185,907.10                    | -             | -      | -               | 185,907.10      | 185,907.10     |
| 3 11/15/2005  | 44,502,000.00 | 5.01           | 185,907.10    | -                    | -                    | 185,907.10                    | -             | -      | -               | 185,907.10      | 185,907.10     |
| 4 12/15/2005  | 44,502,000.00 | 5.01           | 185,907.10    | -                    | -                    | 185,907.10                    | -             | -      | -               | 185,907.10      | 185,907.10     |
| 5 1/15/2006   | 44,502,000.00 | 5.01           | 185,907.10    | -                    | -                    | 185,907.10                    | -             | -      | -               | 185,907.10      | 185,907.10     |
| 6 2/15/2006   | 44,502,000.00 | 5.01           | 185,907.10    | -                    | -                    | 185,907.10                    | -             | -      | -               | 185,907.10      | 185,907.10     |
| 7 3/15/2006   | 44,502,000.00 | 5.01           | 185,907.10    | -                    | -                    | 185,907.10                    | -             | -      | -               | 185,907.10      | 185,907.10     |
| 8 4/15/2006   | 44,502,000.00 | 5.01           | 185,907.10    | -                    | -                    | 185,907.10                    | -             | -      | -               | 185,907.10      | 185,907.10     |
| 9 5/15/2006   | 44,502,000.00 | 5.01           | 185,907.10    | -                    | -                    | 185,907.10                    | -             | -      | -               | 185,907.10      | 185,907.10     |
| 10 6/15/2006  | 44,502,000.00 | 5.01           | 185,907.10    | -                    | -                    | 185,907.10                    | -             | -      | -               | 185,907.10      | 185,907.10     |
| 11 7/15/2006  | 44,502,000.00 | 5.01           | 185,907.10    | -                    | -                    | 185,907.10                    | -             | -      | -               | 185,907.10      | 185,907.10     |
| 12 8/15/2006  | 44,502,000.00 | 5.01           | 185,907.10    | -                    | -                    | 185,907.10                    | -             | -      | -               | 185,907.10      | 185,907.10     |
| 13 9/15/2006  | 44,502,000.00 | 5.01           | 185,907.10    | -                    | -                    | 185,907.10                    | -             | -      | -               | 185,907.10      | 185,907.10     |
| 14 10/15/2006 | 44,502,000.00 | 5.01           | 185,907.10    | -                    | -                    | 185,907.10                    | -             | -      | -               | 185,907.10      | 185,907.10     |
| 15 11/15/2006 | 44,502,000.00 | 5.01           | 185,907.10    | -                    | -                    | 185,907.10                    | -             | -      | -               | 185,907.10      | 185,907.10     |
| 16 12/15/2006 | 44,502,000.00 | 5.01           | 185,907.10    | -                    | -                    | 185,907.10                    | -             | -      | -               | 185,907.10      | 185,907.10     |
| 17 1/15/2007  | 44,502,000.00 | 5.01           | 185,907.10    | -                    | -                    | 185,907.10                    | -             | -      | -               | 185,907.10      | 185,907.10     |
| 18 2/15/2007  | 44,502,000.00 | 5.01           | 185,907.10    | -                    | -                    | 185,907.10                    | -             | -      | -               | 185,907.10      | 185,907.10     |
| 19 3/15/2007  | 44,502,000.00 | 5.01           | 185,907.10    | -                    | -                    | 185,907.10                    | -             | -      | -               | 185,907.10      | 185,907.10     |
| 20 4/15/2007  | 44,502,000.00 | 5.01           | 185,907.10    | -                    | -                    | 185,907.10                    | -             | -      | -               | 185,907.10      | 185,907.10     |
| 21 5/15/2007  | 44,502,000.00 | 5.01           | 185,907.10    | -                    | -                    | 185,907.10                    | -             | -      | -               | 185,907.10      | 185,907.10     |
| 22 6/15/2007  | 44,502,000.00 | 5.01           | 185,907.10    | -                    | -                    | 185,907.10                    | -             | -      | -               | 185,907.10      | 185,907.10     |
| 23 7/15/2007  | 44,502,000.00 | 5.01           | 185,907.10    | -                    | -                    | 185,907.10                    | -             | -      | -               | 185,907.10      | 185,907.10     |
| 24 8/15/2007  | 44,502,000.00 | 5.01           | 185,907.10    | -                    | -                    | 185,907.10                    | -             | -      | -               | 185,907.10      | 185,907.10     |
| 25 9/15/2007  | 44,502,000.00 | 5.01           | 185,907.10    | -                    | -                    | 185,907.10                    | -             | -      | -               | 185,907.10      | 185,907.10     |
| 26 10/15/2007 | 44,502,000.00 | 5.01           | 185,907.10    | -                    | -                    | 185,907.10                    | -             | -      | -               | 185,907.10      | 185,907.10     |
| 27 11/15/2007 | 44,502,000.00 | 5.01           | 185,907.10    | -                    | -                    | 185,907.10                    | -             | -      | -               | 185,907.10      | 185,907.10     |
| 28 12/15/2007 | 44,502,000.00 | 5.01           | 185,907.10    | -                    | -                    | 185,907.10                    | -             | -      | -               | 185,907.10      | 185,907.10     |
| 29 1/15/2008  | 44,502,000.00 | 5.01           | 185,907.10    | -                    | -                    | 185,907.10                    | -             | -      | -               | 185,907.10      | 185,907.10     |
| 30 2/15/2008  | 44,502,000.00 | 5.01           | 185,907.10    | -                    | -                    | 185,907.10                    | -             | -      | -               | 185,907.10      | 185,907.10     |
| 31 3/15/2008  | 44,502,000.00 | 5.01           | 185,907.10    | -                    | -                    | 185,907.10                    | -             | -      | -               | 185,907.10      | 185,907.10     |
| 32 4/15/2008  | 44,502,000.00 | 5.01           | 185,907.10    | -                    | -                    | 185,907.10                    | -             | -      | -               | 185,907.10      | 185,907.10     |
| 33 5/15/2008  | 44,502,000.00 | 5.01           | 185,907.10    | -                    | -                    | 185,907.10                    | -             | -      | -               | 185,907.10      | 185,907.10     |
| 34 6/15/2008  | 44,502,000.00 | 5.01           | 185,907.10    | -                    | -                    | 185,907.10                    | -             | -      | -               | 185,907.10      | 185,907.10     |
| 35 7/15/2008  | 44,502,000.00 | 5.01           | 185,907.10    | -                    | -                    | 185,907.10                    | -             | -      | -               | 185,907.10      | 185,907.10     |
| 36 8/15/2008  | 44,502,000.00 | 5.01           | 185,907.10    | -                    | -                    | 185,907.10                    | -             | -      | -               | 185,907.10      | 185,907.10     |
| 37 9/15/2008  | 44,502,000.00 | 5.01           | 185,907.10    | -                    | -                    | 185,907.10                    | -             | -      | -               | 185,907.10      | 185,907.10     |
| 38 10/15/2008 | 44,502,000.00 | 5.01           | 185,907.10    | -                    | -                    | 185,907.10                    | -             | -      | -               | 185,907.10      | 185,907.10     |
| 39 11/15/2008 | 44,502,000.00 | 5.01           | 185,907.10    | -                    | -                    | 185,907.10                    | -             | -      | -               | 185,907.10      | 185,907.10     |
| 40 12/15/2008 | 44,502,000.00 | 5.01           | 185,907.10    | -                    | -                    | 185,907.10                    | -             | -      | -               | 185,907.10      | 185,907.10     |
| 41 1/15/2009  | 44,502,000.00 | 5.01           | 185,907.10    | -                    | -                    | 185,907.10                    | -             | -      | -               | 185,907.10      | 185,907.10     |
| 42 2/15/2009  | 44,502,000.00 | 5.01           | 185,907.10    | -                    | -                    | 185,907.10                    | -             | -      | -               | 185,907.10      | 185,907.10     |
| 43 3/15/2009  | 44,502,000.00 | 5.01           | 185,907.10    | -                    | -                    | 185,907.10                    | -             | -      | -               | 185,907.10      | 185,907.10     |
| 44 4/15/2009  | 44,502,000.00 | 5.01           | 185,907.10    | -                    | -                    | 185,907.10                    | -             | -      | -               | 185,907.10      | 185,907.10     |
| 45 5/15/2009  | 44,502,000.00 | 5.01           | 185,907.10    | -                    | -                    | 185,907.10                    | -             | -      | -               | 185,907.10      | 185,907.10     |
| 46 6/15/2009  | 44,502,000.00 | 5.01           | 185,907.10    | -                    | -                    | 185,907.10                    | -             | -      | -               | 185,907.10      | 185,907.10     |
| 47 7/15/2009  | 44,502,000.00 | 5.01           | 185,907.10    | -                    | -                    | 185,907.10                    | -             | -      | -               | 185,907.10      | 185,907.10     |
| 48 8/15/2009  | 44,502,000.00 | 5.01           | 185,907.10    | -                    | -                    | 185,907.10                    | -             | -      | -               | 185,907.10      | 185,907.10     |
| 49 9/15/2009  | 44,502,000.00 | 5.01           | 185,907.10    | -                    | -                    | 185,907.10                    | -             | -      | -               | 185,907.10      | 185,907.10     |
| 50 10/15/2009 | 44,502,000.00 | 5.01           | 185,907.10    | -                    | -                    | 185,907.10                    | -             | -      | -               | 185,907.10      | 185,907.10     |





|     |           |               |      |            |   |   |   |   |               |               |
|-----|-----------|---------------|------|------------|---|---|---|---|---------------|---------------|
| 113 | 1/15/2015 | 44,502,000.00 | 5.01 | 185,907.10 | - | - | - | - | -             | 185,907.10    |
| 114 | 2/15/2015 | 44,502,000.00 | 5.01 | 185,907.10 | - | - | - | - | -             | 185,907.10    |
| 115 | 3/15/2015 | 44,502,000.00 | 5.01 | 185,907.10 | - | - | - | - | -             | 185,907.10    |
| 116 | 4/15/2015 | -             | 5.01 | 185,907.10 | - | - | - | - | 44,502,000.00 | 44,687,907.10 |







|     |            |               |      |            |               |               |               |               |               |               |
|-----|------------|---------------|------|------------|---------------|---------------|---------------|---------------|---------------|---------------|
| 82  | 6/15/2012  | 93,335,000.00 | 5.06 | 393,173.69 | -             | -             | -             | -             | -             | 393,173.69    |
| 83  | 7/15/2012  | 93,335,000.00 | 5.06 | 393,173.69 | -             | -             | -             | -             | -             | 393,173.69    |
| 84  | 8/15/2012  | 93,335,000.00 | 5.06 | 393,173.69 | -             | -             | -             | -             | -             | 393,173.69    |
| 85  | 9/15/2012  | 93,335,000.00 | 5.06 | 393,173.69 | -             | -             | -             | -             | -             | 393,173.69    |
| 86  | 10/15/2012 | 93,335,000.00 | 5.06 | 393,173.69 | -             | -             | -             | -             | -             | 393,173.69    |
| 87  | 11/15/2012 | 93,335,000.00 | 5.06 | 393,173.69 | -             | -             | -             | -             | -             | 393,173.69    |
| 88  | 12/15/2012 | 93,335,000.00 | 5.06 | 393,173.69 | -             | -             | -             | -             | -             | 393,173.69    |
| 89  | 1/15/2013  | 93,335,000.00 | 5.06 | 393,173.69 | -             | -             | -             | -             | -             | 393,173.69    |
| 90  | 2/15/2013  | 93,335,000.00 | 5.06 | 393,173.69 | -             | -             | -             | -             | -             | 393,173.69    |
| 91  | 3/15/2013  | 93,335,000.00 | 5.06 | 393,173.69 | -             | -             | -             | -             | -             | 393,173.69    |
| 92  | 4/15/2013  | 93,335,000.00 | 5.06 | 393,173.69 | -             | -             | -             | -             | -             | 393,173.69    |
| 93  | 5/15/2013  | 93,335,000.00 | 5.06 | 393,173.69 | -             | -             | -             | -             | -             | 393,173.69    |
| 94  | 6/15/2013  | 93,335,000.00 | 5.06 | 393,173.69 | -             | -             | -             | -             | -             | 393,173.69    |
| 95  | 7/15/2013  | 93,335,000.00 | 5.06 | 393,173.69 | -             | -             | -             | -             | -             | 393,173.69    |
| 96  | 8/15/2013  | 93,335,000.00 | 5.06 | 393,173.69 | -             | -             | -             | -             | -             | 393,173.69    |
| 97  | 9/15/2013  | 93,335,000.00 | 5.06 | 393,173.69 | -             | -             | -             | -             | -             | 393,173.69    |
| 98  | 10/15/2013 | 93,335,000.00 | 5.06 | 393,173.69 | -             | -             | -             | -             | -             | 393,173.69    |
| 99  | 11/15/2013 | 93,335,000.00 | 5.06 | 393,173.69 | -             | -             | -             | -             | -             | 393,173.69    |
| 100 | 12/15/2013 | 93,335,000.00 | 5.06 | 393,173.69 | -             | -             | -             | -             | -             | 393,173.69    |
| 101 | 1/15/2014  | 93,335,000.00 | 5.06 | 393,173.69 | -             | -             | -             | -             | -             | 393,173.69    |
| 102 | 2/15/2014  | 93,335,000.00 | 5.06 | 393,173.69 | -             | -             | -             | -             | -             | 393,173.69    |
| 103 | 3/15/2014  | 93,335,000.00 | 5.06 | 393,173.69 | -             | -             | -             | -             | -             | 393,173.69    |
| 104 | 4/15/2014  | 93,335,000.00 | 5.06 | 393,173.69 | -             | -             | -             | -             | -             | 393,173.69    |
| 105 | 5/15/2014  | 93,335,000.00 | 5.06 | 393,173.69 | -             | -             | -             | -             | -             | 393,173.69    |
| 106 | 6/15/2014  | 93,335,000.00 | 5.06 | 393,173.69 | -             | -             | -             | -             | -             | 393,173.69    |
| 107 | 7/15/2014  | 93,335,000.00 | 5.06 | 393,173.69 | -             | -             | -             | -             | -             | 393,173.69    |
| 108 | 8/15/2014  | 93,335,000.00 | 5.06 | 393,173.69 | -             | -             | -             | -             | -             | 393,173.69    |
| 109 | 9/15/2014  | 93,335,000.00 | 5.06 | 393,173.69 | -             | -             | -             | -             | -             | 393,173.69    |
| 110 | 10/15/2014 | 93,335,000.00 | 5.06 | 393,173.69 | -             | -             | -             | -             | -             | 393,173.69    |
| 111 | 11/15/2014 | 93,335,000.00 | 5.06 | 393,173.69 | -             | -             | -             | -             | -             | 393,173.69    |
| 112 | 12/15/2014 | 93,335,000.00 | 5.06 | 393,173.69 | -             | -             | -             | -             | -             | 393,173.69    |
| 113 | 1/15/2015  | 93,335,000.00 | 5.06 | 393,173.69 | -             | -             | -             | -             | -             | 393,173.69    |
| 114 | 2/15/2015  | 93,335,000.00 | 5.06 | 393,173.69 | -             | -             | -             | -             | -             | 393,173.69    |
| 115 | 3/15/2015  | 93,335,000.00 | 5.06 | 393,173.69 | -             | -             | -             | -             | -             | 393,173.69    |
| 116 | 4/15/2015  | -             | 5.06 | 393,173.69 | -             | -             | -             | -             | -             | 393,173.69    |
|     |            |               |      |            | 93,335,000.00 | -             | -             | -             | -             | 93,335,000.00 |
|     |            |               |      |            |               | 93,335,000.00 | -             | -             | -             | 93,335,000.00 |
|     |            |               |      |            |               |               | 93,335,000.00 | -             | -             | 93,335,000.00 |
|     |            |               |      |            |               |               |               | 93,335,000.00 | -             | 93,335,000.00 |
|     |            |               |      |            |               |               |               |               | 93,335,000.00 | 93,335,000.00 |





|     |           |               |      |            |   |   |   |   |   |   |               |
|-----|-----------|---------------|------|------------|---|---|---|---|---|---|---------------|
| 115 | 3/15/2015 | 23,334,000.00 | 5.16 | 100,413.98 | - | - | - | - | - | - | 100,413.98    |
| 116 | 4/15/2015 | -             | 5.16 | 100,413.98 | - | - | - | - | - | - | 23,434,413.98 |

23,334,000.00

23,334,000.00

100,413.98

5.16

23,334,000.00

3/15/2015

115







|     |           |      |           |               |   |   |   |   |               |               |
|-----|-----------|------|-----------|---------------|---|---|---|---|---------------|---------------|
| 115 | 3/15/2015 | 5.19 | 57,698.56 | -             | - | - | - | - | -             | 57,698.56     |
| 116 | 4/15/2015 | 5.17 | 57,698.56 | -             | - | - | - | - | -             | 13,390,698.56 |
|     |           |      |           | 13,333,000.00 | - | - | - | - | 13,333,000.00 |               |





|     |           |               |      |            |   |   |   |   |   |   |               |   |               |
|-----|-----------|---------------|------|------------|---|---|---|---|---|---|---------------|---|---------------|
| 115 | 3/15/2015 | 23,334,000.00 | 5.28 | 102,727.93 | - | - | - | - | - | - | 23,334,000.00 | - | 102,727.93    |
| 116 | 4/15/2015 | -             | 5.17 | 102,727.93 | - | - | - | - | - | - | 23,334,000.00 | - | 23,436,727.93 |

CSFBRED-2005C4-V2.3 A1  
 Tranche Cashflow Table(Speeds start after Hard Lock Inc. Prepay Pen. & YMP)  
 Current Balance \$39,000,000 Gross WAC 7.24  
 Pass-Thru Rate 4.605 Current WAM 333.00  
 Accrued Days / D 23 / 14 Settlement 08/24/2005  
 Factor Date 08/25/2005  
**Prepayments: 0.0% CPR Default: 3.00% CDR Severity: 35.0% Workout: 12 months**

The analyses, calculations, and valuations herein are based on certain assumptions and data provided by third parties which may vary from the actual characteristics of the pool. Credit Suisse First Boston LLC makes no representation that such analyses or calculations are accurate or that such valuations represent levels where actual trades may occur. Investors should rely on the information contained in or filed in connection with the prospectus / prospectus supplement.

| Payment Date  | Balance       | Pass Thru Rate | Interest     | Cum. Int. Shortfalls | Chg. Int. Shortfalls | Principal Scheduled Principal | Prepay | Prin from Liquidation | Losses | Cum. Net Losses | Total Principal | Total Cashflow |
|---------------|---------------|----------------|--------------|----------------------|----------------------|-------------------------------|--------|-----------------------|--------|-----------------|-----------------|----------------|
| Grand Totals  | 39,000,000.00 | 4.61           | 2,769,672.98 | -                    | -                    | 14,783,224.53                 | -      | 24,216,775.47         | -      | -               | 39,000,000.00   | 41,769,672.98  |
| 1 9/15/2005   | 38,581,236.08 | 4.61           | 149,662.50   | -                    | -                    | 418,763.92                    | -      | -                     | -      | -               | 418,763.92      | 568,426.42     |
| 2 10/15/2005  | 38,095,986.97 | 4.61           | 148,055.49   | -                    | -                    | 485,249.10                    | -      | -                     | -      | -               | 485,249.10      | 633,304.60     |
| 3 11/15/2005  | 37,672,856.62 | 4.61           | 146,193.35   | -                    | -                    | 423,130.35                    | -      | -                     | -      | -               | 423,130.35      | 569,323.70     |
| 4 12/15/2005  | 37,183,361.34 | 4.61           | 144,569.59   | -                    | -                    | 489,495.28                    | -      | -                     | -      | -               | 489,495.28      | 634,064.86     |
| 5 1/15/2006   | 36,755,822.58 | 4.61           | 142,691.15   | -                    | -                    | 427,538.76                    | -      | -                     | -      | -               | 427,538.76      | 570,229.91     |
| 6 2/15/2006   | 36,326,221.67 | 4.61           | 141,050.47   | -                    | -                    | 429,600.91                    | -      | -                     | -      | -               | 429,600.91      | 570,651.38     |
| 7 3/15/2006   | 35,702,205.02 | 4.61           | 139,401.88   | -                    | -                    | 624,016.66                    | -      | -                     | -      | -               | 624,016.66      | 763,418.53     |
| 8 4/15/2006   | 35,267,501.22 | 4.61           | 137,007.21   | -                    | -                    | 434,703.80                    | -      | -                     | -      | -               | 434,703.80      | 571,711.01     |
| 9 5/15/2006   | 34,766,751.18 | 4.61           | 135,339.04   | -                    | -                    | 500,750.04                    | -      | -                     | -      | -               | 500,750.04      | 636,089.07     |
| 10 6/15/2006  | 34,327,527.58 | 4.61           | 133,417.41   | -                    | -                    | 439,223.60                    | -      | -                     | -      | -               | 439,223.60      | 572,641.01     |
| 11 7/15/2006  | 33,797,092.07 | 4.61           | 131,731.89   | -                    | -                    | 530,435.51                    | -      | -                     | -      | -               | 530,435.51      | 662,167.40     |
| 12 8/15/2006  | 33,327,554.58 | 4.61           | 129,696.34   | -                    | -                    | 469,537.49                    | -      | -                     | -      | -               | 469,537.49      | 599,233.83     |
| 13 9/15/2006  | 33,295,771.83 | 4.61           | 127,894.49   | -                    | -                    | 470,599.39                    | -      | 1,561,183.36          | -      | -               | 2,031,782.75    | 2,159,677.24   |
| 14 10/15/2006 | 29,196,961.36 | 4.61           | 120,097.52   | -                    | -                    | 542,407.17                    | -      | 1,556,403.30          | -      | -               | 2,098,810.47    | 2,218,907.99   |
| 15 11/15/2006 | 27,168,935.75 | 4.61           | 112,043.34   | -                    | -                    | 476,514.52                    | -      | 1,551,511.08          | -      | -               | 2,028,025.60    | 2,140,068.94   |
| 16 12/15/2006 | 25,077,803.89 | 4.61           | 104,260.79   | -                    | -                    | 544,389.34                    | -      | 1,546,742.52          | -      | -               | 2,091,131.86    | 2,195,392.65   |
| 17 1/15/2007  | 23,053,031.01 | 4.61           | 96,236.07    | -                    | -                    | 482,901.56                    | -      | 1,541,871.32          | -      | -               | 2,024,772.88    | 2,121,008.96   |
| 18 2/15/2007  | 21,031,925.15 | 4.61           | 88,466.01    | -                    | -                    | 483,992.88                    | -      | 1,537,112.98          | -      | -               | 2,021,105.86    | 2,109,571.86   |
| 19 3/15/2007  | 18,814,486.94 | 4.61           | 80,710.01    | -                    | -                    | 685,073.42                    | -      | 1,532,364.79          | -      | -               | 2,217,438.21    | 2,298,148.23   |
| 20 4/15/2007  | 16,785,103.21 | 4.61           | 72,200.59    | -                    | -                    | 502,096.33                    | -      | 1,527,287.40          | -      | -               | 2,029,383.73    | 2,101,584.32   |
| 21 5/15/2007  | 14,689,123.09 | 4.61           | 64,412.83    | -                    | -                    | 573,459.37                    | -      | 1,522,520.75          | -      | -               | 2,095,980.12    | 2,160,392.95   |
| 22 6/15/2007  | 12,651,848.84 | 4.61           | 56,369.51    | -                    | -                    | 519,632.65                    | -      | 1,517,641.61          | -      | -               | 2,037,274.26    | 2,093,643.77   |
| 23 7/15/2007  | 10,468,183.98 | 4.61           | 48,551.47    | -                    | -                    | 670,807.90                    | -      | 1,512,856.96          | -      | -               | 2,183,664.86    | 2,232,216.33   |
| 24 8/15/2007  | 8,363,674.73  | 4.61           | 40,171.66    | -                    | -                    | 596,730.30                    | -      | 1,507,778.94          | -      | -               | 2,104,509.25    | 2,144,680.90   |
| 25 9/15/2007  | 6,262,762.42  | 4.61           | 32,095.60    | -                    | -                    | 598,064.30                    | -      | 1,502,848.02          | -      | -               | 2,100,912.31    | 2,133,007.91   |
| 26 10/15/2007 | 4,084,582.01  | 4.61           | 24,033.35    | -                    | -                    | 680,253.29                    | -      | 1,497,927.12          | -      | -               | 2,178,180.41    | 2,202,213.76   |
| 27 11/15/2007 | 1,990,576.30  | 4.61           | 15,674.58    | -                    | -                    | 601,133.56                    | -      | 1,492,872.15          | -      | -               | 2,094,005.71    | 2,109,680.30   |
| 28 12/15/2007 | -             | 4.61           | 7,638.84     | -                    | -                    | 682,723.13                    | -      | 1,307,853.17          | -      | -               | 1,990,576.30    | 1,998,215.13   |

CSFBRED-2005C4-V2.3 A1A  
 Tranche Cashflow Table(Speeds start after Hard Lock Inc. Prepay Pen. & YMP)  
 Current Balance \$377,179,000 Gross WAC 7.24  
 Pass-Thru Rate 4.979 Current WAM 333.00  
 Accrued Days / D 23 / 14 Settlement 08/24/2005  
 Factor Date 08/25/2005  
**Prepayments: 0.0% CPR Default: 3.00% CDR Severity: 35.0% Workout: 12 months**

| Payment Date | Balance        | Pass Thru Rate | Interest       | Cum. Int. Shortfalls | Chg. Int. Shortfalls | Principal Scheduled Principal | Prepay | Prin from Liquidation | Losses | Cum. Net Losses | Total Principal | Total Cashflow |
|--------------|----------------|----------------|----------------|----------------------|----------------------|-------------------------------|--------|-----------------------|--------|-----------------|-----------------|----------------|
| Grand Totals | 377,179,000.00 | 4.98           | 161,991,899.32 | -                    | -                    | 322,020,112.11                | -      | 55,158,887.89         | -      | -               | 377,179,000.00  | 539,170,899.32 |
| 1 9/15/2005  | 377,040,990.12 | 4.98           | 1,564,978.53   | -                    | -                    | 138,009.88                    | -      | -                     | -      | -               | 138,009.88      | 1,702,988.42   |
| 2 10/15/2005 | 376,862,118.43 | 4.98           | 1,564,405.91   | -                    | -                    | 158,871.68                    | -      | -                     | -      | -               | 158,871.68      | 1,723,277.59   |
| 3 11/15/2005 | 376,742,749.24 | 4.98           | 1,563,746.72   | -                    | -                    | 139,369.20                    | -      | -                     | -      | -               | 139,369.20      | 1,703,115.92   |

|    |            |                |      |              |   |   |   |              |   |   |              |              |
|----|------------|----------------|------|--------------|---|---|---|--------------|---|---|--------------|--------------|
| 4  | 12/15/2005 | 376,582,556.05 | 4.98 | 1,563,168.46 | - | - | - | 160,193.19   | - | - | 160,193.19   | 1,723,361.65 |
| 5  | 1/15/2006  | 376,441,815.23 | 4.98 | 1,562,503.79 | - | - | - | 140,740.82   | - | - | 140,740.82   | 1,703,244.61 |
| 6  | 2/15/2006  | 376,300,430.19 | 4.98 | 1,561,919.83 | - | - | - | 141,385.04   | - | - | 141,385.04   | 1,703,304.87 |
| 7  | 3/15/2006  | 376,098,035.74 | 4.98 | 1,561,333.20 | - | - | - | 202,394.45   | - | - | 202,394.45   | 1,763,727.66 |
| 8  | 4/15/2006  | 375,955,075.72 | 4.98 | 1,560,493.43 | - | - | - | 142,960.02   | - | - | 142,960.02   | 1,703,453.45 |
| 9  | 5/15/2006  | 375,791,391.58 | 4.98 | 1,559,900.27 | - | - | - | 163,684.14   | - | - | 163,684.14   | 1,723,584.41 |
| 10 | 6/15/2006  | 375,647,027.42 | 4.98 | 1,559,221.12 | - | - | - | 144,364.16   | - | - | 144,364.16   | 1,703,585.28 |
| 11 | 7/15/2006  | 375,478,971.28 | 4.98 | 1,558,622.12 | - | - | - | 168,056.14   | - | - | 168,056.14   | 1,726,678.26 |
| 12 | 8/15/2006  | 375,330,607.46 | 4.98 | 1,557,924.83 | - | - | - | 148,363.82   | - | - | 148,363.82   | 1,706,288.65 |
| 13 | 9/15/2006  | 374,565,117.38 | 4.98 | 1,557,309.25 | - | - | - | 148,665.85   | - | - | 148,665.85   | 2,322,799.33 |
| 14 | 10/15/2006 | 373,780,852.27 | 4.98 | 1,554,133.10 | - | - | - | 169,259.29   | - | - | 169,259.29   | 2,398,398.21 |
| 15 | 11/15/2006 | 373,017,098.67 | 4.98 | 1,550,879.05 | - | - | - | 150,595.68   | - | - | 150,595.68   | 2,314,632.65 |
| 16 | 12/15/2006 | 372,234,475.97 | 4.98 | 1,547,710.11 | - | - | - | 171,278.22   | - | - | 171,278.22   | 2,330,332.82 |
| 17 | 1/15/2007  | 371,473,670.37 | 4.98 | 1,544,482.88 | - | - | - | 151,304.40   | - | - | 151,304.40   | 2,305,268.48 |
| 18 | 2/15/2007  | 370,714,361.49 | 4.98 | 1,541,306.17 | - | - | - | 151,613.06   | - | - | 151,613.06   | 2,300,615.05 |
| 19 | 3/15/2007  | 369,896,091.73 | 4.98 | 1,538,155.67 | - | - | - | 212,375.27   | - | - | 212,375.27   | 2,356,425.43 |
| 20 | 4/15/2007  | 369,139,584.89 | 4.98 | 1,534,760.53 | - | - | - | 152,510.30   | - | - | 152,510.30   | 2,291,267.38 |
| 21 | 5/15/2007  | 368,361,830.45 | 4.98 | 1,531,621.66 | - | - | - | 175,551.38   | - | - | 175,551.38   | 2,309,376.09 |
| 22 | 6/15/2007  | 367,596,871.93 | 4.98 | 1,528,394.63 | - | - | - | 164,585.15   | - | - | 164,585.15   | 2,293,353.14 |
| 23 | 7/15/2007  | 366,765,977.55 | 4.98 | 1,525,220.69 | - | - | - | 232,335.35   | - | - | 232,335.35   | 2,356,115.07 |
| 24 | 8/15/2007  | 365,984,054.27 | 4.98 | 1,521,773.17 | - | - | - | 205,325.60   | - | - | 205,325.60   | 2,323,686.45 |
| 25 | 9/15/2007  | 365,163,614.03 | 4.98 | 1,518,445.86 | - | - | - | 158,459.04   | - | - | 158,459.04   | 2,318,886.09 |
| 26 | 10/15/2007 | 364,337,398.22 | 4.98 | 1,515,124.70 | - | - | - | 233,424.56   | - | - | 233,424.56   | 2,341,340.51 |
| 27 | 11/15/2007 | 363,539,835.38 | 4.98 | 1,511,686.59 | - | - | - | 206,720.41   | - | - | 206,720.41   | 2,309,259.43 |
| 28 | 12/15/2007 | 362,716,689.11 | 4.98 | 1,508,387.37 | - | - | - | 234,196.10   | - | - | 234,196.10   | 2,315,533.64 |
| 29 | 1/15/2008  | 361,921,982.07 | 4.98 | 1,504,972.00 | - | - | - | 207,696.16   | - | - | 207,696.16   | 2,299,679.03 |
| 30 | 2/15/2008  | 361,128,732.33 | 4.98 | 1,501,674.62 | - | - | - | 208,123.27   | - | - | 208,123.27   | 2,294,924.36 |
| 31 | 3/15/2008  | 360,283,436.29 | 4.98 | 1,498,383.30 | - | - | - | 262,050.01   | - | - | 262,050.01   | 2,343,679.33 |
| 32 | 4/15/2008  | 359,492,923.55 | 4.98 | 1,494,876.02 | - | - | - | 209,226.80   | - | - | 209,226.80   | 2,285,388.77 |
| 33 | 5/15/2008  | 358,657,414.33 | 4.98 | 1,491,596.06 | - | - | - | 256,096.00   | - | - | 256,096.00   | 2,327,105.27 |
| 34 | 6/15/2008  | 357,862,430.82 | 4.98 | 1,488,129.39 | - | - | - | 227,537.27   | - | - | 227,537.27   | 2,299,112.90 |
| 35 | 7/15/2008  | 356,976,514.62 | 4.98 | 1,484,789.38 | - | - | - | 300,368.98   | - | - | 300,368.98   | 2,360,705.58 |
| 36 | 8/15/2008  | 356,129,450.75 | 4.98 | 1,481,155.06 | - | - | - | 273,537.18   | - | - | 273,537.18   | 2,328,218.93 |
| 37 | 9/15/2008  | 355,283,805.80 | 4.98 | 1,477,640.45 | - | - | - | 274,088.89   | - | - | 274,088.89   | 2,323,285.39 |
| 38 | 10/15/2008 | 354,404,977.07 | 4.98 | 1,474,131.72 | - | - | - | 309,239.35   | - | - | 309,239.35   | 2,352,960.96 |
| 39 | 11/15/2008 | 353,562,061.01 | 4.98 | 1,470,485.32 | - | - | - | 277,180.39   | - | - | 277,180.39   | 2,313,401.37 |
| 40 | 12/15/2008 | 352,686,211.77 | 4.98 | 1,466,987.92 | - | - | - | 275,353.65   | - | - | 275,353.65   | 2,342,837.16 |
| 41 | 1/15/2009  | 351,846,004.66 | 4.98 | 1,463,353.87 | - | - | - | 310,245.76   | - | - | 310,245.76   | 2,303,560.98 |
| 42 | 2/15/2009  | 351,007,190.76 | 4.98 | 1,459,867.71 | - | - | - | 276,622.38   | - | - | 276,622.38   | 2,299,681.62 |
| 43 | 3/15/2009  | 350,067,916.07 | 4.98 | 1,456,367.34 | - | - | - | 379,588.49   | - | - | 379,588.49   | 2,395,662.03 |
| 44 | 4/15/2009  | 349,231,620.62 | 4.98 | 1,452,490.13 | - | - | - | 278,764.82   | - | - | 278,764.82   | 2,288,785.57 |
| 45 | 5/15/2009  | 348,363,021.61 | 4.98 | 1,449,020.20 | - | - | - | 313,008.36   | - | - | 313,008.36   | 2,317,619.20 |
| 46 | 6/15/2009  | 347,529,368.00 | 4.98 | 1,445,416.24 | - | - | - | 280,044.50   | - | - | 280,044.50   | 2,279,069.85 |
| 47 | 7/15/2009  | 346,663,643.30 | 4.98 | 1,441,957.27 | - | - | - | 314,033.11   | - | - | 314,033.11   | 2,307,681.97 |
| 48 | 8/15/2009  | 345,832,559.62 | 4.98 | 1,438,365.23 | - | - | - | 281,328.23   | - | - | 281,328.23   | 2,269,448.91 |
| 49 | 9/15/2009  | 345,002,779.75 | 4.98 | 1,434,916.93 | - | - | - | 281,895.84   | - | - | 281,895.84   | 2,264,696.80 |
| 50 | 10/15/2009 | 344,141,257.18 | 4.98 | 1,431,474.03 | - | - | - | 315,506.17   | - | - | 315,506.17   | 2,292,996.60 |
| 51 | 11/15/2009 | 343,313,973.25 | 4.98 | 1,427,899.43 | - | - | - | 283,185.39   | - | - | 283,185.39   | 2,255,183.36 |
| 52 | 12/15/2009 | 342,455,191.72 | 4.98 | 1,424,466.89 | - | - | - | 316,543.22   | - | - | 316,543.22   | 2,283,248.43 |
| 53 | 1/15/2010  | 341,630,384.39 | 4.98 | 1,420,903.67 | - | - | - | 284,478.05   | - | - | 284,478.05   | 2,245,710.99 |
| 54 | 2/15/2010  | 340,806,855.86 | 4.98 | 1,417,481.40 | - | - | - | 285,053.09   | - | - | 285,053.09   | 2,241,009.92 |
| 55 | 3/15/2010  | 339,887,377.57 | 4.98 | 1,414,064.45 | - | - | - | 382,852.02   | - | - | 382,852.02   | 2,333,542.76 |
| 56 | 4/15/2010  | 337,925,420.91 | 4.98 | 1,410,249.38 | - | - | - | 1,427,334.59 | - | - | 1,427,334.59 | 3,372,206.03 |
| 57 | 5/15/2010  | 335,468,199.00 | 4.98 | 1,402,108.89 | - | - | - | 1,924,441.88 | - | - | 1,924,441.88 | 3,859,330.80 |
| 58 | 6/15/2010  | 330,075,268.15 | 4.98 | 1,391,913.47 | - | - | - | 4,862,041.69 | - | - | 4,862,041.69 | 6,784,844.32 |
| 59 | 7/15/2010  | 329,116,607.78 | 4.98 | 1,369,537.30 | - | - | - | 429,855.71   | - | - | 429,855.71   | 2,328,197.67 |
| 60 | 8/15/2010  | 328,205,694.12 | 4.98 | 1,365,559.66 | - | - | - | 384,280.01   | - | - | 384,280.01   | 2,276,473.31 |
| 61 | 9/15/2010  | 327,296,086.19 | 4.98 | 1,361,780.13 | - | - | - | 385,051.44   | - | - | 385,051.44   | 2,271,388.06 |
| 62 | 10/15/2010 | 326,341,752.77 | 4.98 | 1,358,006.01 | - | - | - | 431,850.32   | - | - | 431,850.32   | 2,312,339.43 |



|     |            |                |      |              |   |                |   |              |   |                |                |
|-----|------------|----------------|------|--------------|---|----------------|---|--------------|---|----------------|----------------|
| 63  | 11/15/2010 | 325,434,618.83 | 4.98 | 1,354,046.32 | - | 366,809.76     | - | 520,324.18   | - | 907,133.94     | 2,261,180.27   |
| 64  | 12/15/2010 | 324,483,104.22 | 4.98 | 1,350,282.47 | - | 433,256.54     | - | 518,258.07   | - | 951,514.61     | 2,301,797.08   |
| 65  | 1/15/2011  | 323,578,423.64 | 4.98 | 1,346,334.48 | - | 388,573.48     | - | 516,107.10   | - | 904,680.58     | 2,251,015.06   |
| 66  | 2/15/2011  | 322,675,021.94 | 4.98 | 1,342,580.81 | - | 389,353.48     | - | 514,048.22   | - | 903,401.70     | 2,245,982.51   |
| 67  | 3/15/2011  | 321,637,465.64 | 4.98 | 1,338,832.45 | - | 525,563.26     | - | 511,993.04   | - | 1,037,556.29   | 2,376,388.74   |
| 68  | 4/15/2011  | 320,736,248.26 | 4.98 | 1,334,527.45 | - | 391,538.55     | - | 509,678.84   | - | 901,217.39     | 2,235,744.84   |
| 69  | 5/15/2011  | 319,793,335.12 | 4.98 | 1,330,788.15 | - | 437,106.53     | - | 505,806.61   | - | 942,913.14     | 2,273,701.29   |
| 70  | 6/15/2011  | 318,898,893.93 | 4.98 | 1,326,875.85 | - | 393,332.21     | - | 501,108.97   | - | 894,441.18     | 2,221,317.03   |
| 71  | 7/15/2011  | 317,968,543.70 | 4.98 | 1,323,164.66 | - | 438,560.84     | - | 491,789.39   | - | 930,350.23     | 2,253,514.89   |
| 72  | 8/15/2011  | 317,083,605.31 | 4.98 | 1,319,304.48 | - | 395,137.62     | - | 489,800.77   | - | 884,938.39     | 2,204,242.87   |
| 73  | 9/15/2011  | 316,199,775.81 | 4.98 | 1,315,632.73 | - | 395,941.44     | - | 487,888.07   | - | 883,829.50     | 2,199,462.23   |
| 74  | 10/15/2011 | 314,391,382.80 | 4.98 | 1,311,965.57 | - | 440,657.60     | - | 484,001.38   | - | 926,636.44     | 2,238,602.01   |
| 75  | 11/15/2011 | 313,467,154.56 | 4.98 | 1,308,120.80 | - | 397,755.19     | - | 481,755.57   | - | 881,756.57     | 2,189,877.37   |
| 76  | 12/15/2011 | 313,467,154.56 | 4.98 | 1,304,462.25 | - | 442,129.29     | - | 482,098.94   | - | 924,228.24     | 2,228,690.48   |
| 77  | 1/15/2012  | 312,587,450.93 | 4.98 | 1,300,627.47 | - | 398,574.81     | - | 480,128.82   | - | 879,703.63     | 2,190,331.10   |
| 78  | 2/15/2012  | 311,708,830.07 | 4.98 | 1,296,977.43 | - | 400,387.74     | - | 478,233.12   | - | 878,620.86     | 2,175,598.29   |
| 79  | 3/15/2012  | 310,745,183.28 | 4.98 | 1,293,331.89 | - | 487,305.94     | - | 476,340.85   | - | 963,646.79     | 2,256,978.68   |
| 80  | 4/15/2012  | 309,868,419.96 | 4.98 | 1,289,333.56 | - | 402,413.06     | - | 474,350.26   | - | 876,763.32     | 2,166,096.88   |
| 81  | 5/15/2012  | 306,983,508.37 | 4.98 | 1,285,695.72 | - | 2,412,446.99   | - | 472,464.60   | - | 2,884,911.59   | 4,170,607.31   |
| 82  | 6/15/2012  | 306,111,420.70 | 4.98 | 1,273,725.74 | - | 401,575.07     | - | 470,512.61   | - | 872,087.67     | 2,145,813.41   |
| 83  | 7/15/2012  | 305,198,345.96 | 4.98 | 1,270,107.30 | - | 444,441.17     | - | 468,633.57   | - | 913,074.74     | 2,183,182.04   |
| 84  | 8/15/2012  | 304,328,268.62 | 4.98 | 1,266,318.80 | - | 403,388.59     | - | 466,688.74   | - | 870,077.34     | 2,136,396.14   |
| 85  | 9/15/2012  | 303,459,250.45 | 4.98 | 1,262,708.71 | - | 404,201.89     | - | 464,816.29   | - | 869,018.18     | 2,131,726.88   |
| 86  | 10/15/2012 | 302,549,735.37 | 4.98 | 1,259,103.01 | - | 446,567.90     | - | 462,947.17   | - | 909,515.07     | 2,168,618.08   |
| 87  | 11/15/2012 | 301,682,698.62 | 4.98 | 1,255,329.28 | - | 406,023.67     | - | 461,013.08   | - | 867,036.75     | 2,122,366.03   |
| 88  | 12/15/2012 | 300,775,492.23 | 4.98 | 1,251,731.80 | - | 448,055.92     | - | 459,150.48   | - | 907,206.40     | 2,158,938.19   |
| 89  | 1/15/2013  | 299,910,417.54 | 4.98 | 1,247,967.65 | - | 407,851.25     | - | 457,223.43   | - | 865,074.68     | 2,113,042.33   |
| 90  | 2/15/2013  | 299,046,376.73 | 4.98 | 1,244,378.31 | - | 408,673.52     | - | 455,367.30   | - | 864,040.82     | 2,108,419.13   |
| 91  | 3/15/2013  | 298,061,226.33 | 4.98 | 1,240,793.26 | - | 531,635.94     | - | 453,514.46   | - | 985,150.39     | 2,225,943.65   |
| 92  | 4/15/2013  | 297,198,916.90 | 4.98 | 1,236,705.70 | - | 410,882.36     | - | 451,427.07   | - | 862,309.43     | 2,099,015.14   |
| 93  | 5/15/2013  | 296,297,259.49 | 4.98 | 1,233,127.84 | - | 452,077.13     | - | 449,580.28   | - | 901,657.42     | 2,134,785.26   |
| 94  | 6/15/2013  | 295,440,007.68 | 4.98 | 1,229,386.71 | - | 412,732.82     | - | 444,518.99   | - | 857,251.81     | 2,096,638.52   |
| 95  | 7/15/2013  | 294,543,709.46 | 4.98 | 1,225,829.83 | - | 453,606.86     | - | 442,691.36   | - | 896,298.22     | 2,122,128.05   |
| 96  | 8/15/2013  | 293,688,311.27 | 4.98 | 1,222,110.94 | - | 414,596.55     | - | 440,801.64   | - | 855,398.19     | 2,077,509.13   |
| 97  | 9/15/2013  | 292,833,891.29 | 4.98 | 1,218,561.75 | - | 415,439.70     | - | 438,980.29   | - | 854,419.99     | 2,072,981.74   |
| 98  | 10/15/2013 | 291,940,902.28 | 4.98 | 1,215,016.62 | - | 455,826.89     | - | 437,162.12   | - | 892,989.01     | 2,108,005.63   |
| 99  | 11/15/2013 | 291,088,307.35 | 4.98 | 1,211,311.46 | - | 417,312.28     | - | 435,282.64   | - | 852,594.93     | 2,063,906.39   |
| 100 | 12/15/2013 | 290,197,462.11 | 4.98 | 1,207,773.90 | - | 457,374.56     | - | 433,470.68   | - | 890,845.24     | 2,098,619.14   |
| 101 | 1/15/2014  | 289,346,673.13 | 4.98 | 1,204,077.64 | - | 419,191.06     | - | 431,597.93   | - | 850,788.99     | 2,054,866.62   |
| 102 | 2/15/2014  | 288,496,837.36 | 4.98 | 1,200,547.57 | - | 420,043.63     | - | 429,792.13   | - | 849,835.76     | 2,050,383.33   |
| 103 | 3/15/2014  | 287,531,773.54 | 4.98 | 1,197,021.46 | - | 537,074.36     | - | 427,989.46   | - | 965,063.83     | 2,162,085.29   |
| 104 | 4/15/2014  | 286,683,486.93 | 4.98 | 1,193,017.25 | - | 422,286.10     | - | 426,000.51   | - | 848,286.61     | 2,041,303.86   |
| 105 | 5/15/2014  | 285,797,750.08 | 4.98 | 1,189,497.57 | - | 461,533.16     | - | 424,203.69   | - | 885,736.85     | 2,075,234.41   |
| 106 | 6/15/2014  | 284,951,221.18 | 4.98 | 1,185,822.50 | - | 424,181.52     | - | 422,347.38   | - | 846,528.90     | 2,032,351.40   |
| 107 | 7/15/2014  | 284,067,556.87 | 4.98 | 1,182,310.11 | - | 463,107.70     | - | 420,556.61   | - | 883,664.31     | 2,065,974.42   |
| 108 | 8/15/2014  | 283,222,766.76 | 4.98 | 1,178,643.64 | - | 426,083.24     | - | 418,706.87   | - | 844,790.11     | 2,023,433.75   |
| 109 | 9/15/2014  | 282,378,894.70 | 4.98 | 1,175,138.46 | - | 426,949.96     | - | 416,922.11   | - | 843,872.07     | 2,019,010.53   |
| 110 | 10/15/2014 | 281,498,354.72 | 4.98 | 1,171,637.10 | - | 465,399.58     | - | 415,140.40   | - | 880,539.98     | 2,062,177.08   |
| 111 | 11/15/2014 | 278,814,848.16 | 4.98 | 1,167,983.59 | - | 2,270,206.07   | - | 413,300.49   | - | 2,683,506.56   | 3,851,490.15   |
| 112 | 12/15/2014 | 277,940,573.21 | 4.98 | 1,156,849.27 | - | 462,750.21     | - | 411,524.73   | - | 874,274.95     | 2,031,124.22   |
| 113 | 1/15/2015  | 277,104,089.06 | 4.98 | 1,153,221.76 | - | 426,782.86     | - | 409,691.29   | - | 836,474.15     | 1,989,695.91   |
| 114 | 2/15/2015  | 273,350,410.48 | 4.98 | 1,149,751.09 | - | 3,345,767.15   | - | 407,921.43   | - | 3,753,688.58   | 4,903,439.67   |
| 115 | 3/15/2015  | 272,413,712.97 | 4.98 | 1,134,176.41 | - | 530,542.93     | - | 406,154.58   | - | 936,697.51     | 2,070,873.92   |
| 116 | 4/15/2015  | 255,885,540.67 | 4.98 | 1,130,289.90 | - | 16,123,961.32  | - | 404,210.97   | - | 16,528,172.30  | 17,658,462.19  |
| 117 | 5/15/2015  | 252,893,829.64 | 4.98 | 1,061,711.76 | - | 22,589,261.32  | - | 402,449.72   | - | 22,991,711.04  | 24,053,422.79  |
| 118 | 6/15/2015  | 50,461,531.72  | 4.98 | 966,315.31   | - | 181,269,841.52 | - | 1,162,456.39 | - | 182,432,297.91 | 183,398,613.23 |
| 119 | 7/15/2015  | -              | 4.98 | 209,373.31   | - | 50,062,655.12  | - | 398,876.60   | - | 50,461,531.72  | 50,670,905.03  |





|    |            |                |      |            |   |               |   |   |   |   |               |
|----|------------|----------------|------|------------|---|---------------|---|---|---|---|---------------|
| 37 | 9/15/2008  | 113,000,000.00 | 4.93 | 464,430.00 | - | -             | - | - | - | - | 464,430.00    |
| 38 | 10/15/2008 | 113,000,000.00 | 4.93 | 464,430.00 | - | -             | - | - | - | - | 464,430.00    |
| 39 | 11/15/2008 | 113,000,000.00 | 4.93 | 464,430.00 | - | -             | - | - | - | - | 464,430.00    |
| 40 | 12/15/2008 | 113,000,000.00 | 4.93 | 464,430.00 | - | -             | - | - | - | - | 464,430.00    |
| 41 | 1/15/2009  | 113,000,000.00 | 4.93 | 464,430.00 | - | -             | - | - | - | - | 464,430.00    |
| 42 | 2/15/2009  | 113,000,000.00 | 4.93 | 464,430.00 | - | -             | - | - | - | - | 464,430.00    |
| 43 | 3/15/2009  | 113,000,000.00 | 4.93 | 464,430.00 | - | -             | - | - | - | - | 464,430.00    |
| 44 | 4/15/2009  | 113,000,000.00 | 4.93 | 464,430.00 | - | -             | - | - | - | - | 464,430.00    |
| 45 | 5/15/2009  | 113,000,000.00 | 4.93 | 464,430.00 | - | -             | - | - | - | - | 464,430.00    |
| 46 | 6/15/2009  | 113,000,000.00 | 4.93 | 464,430.00 | - | -             | - | - | - | - | 464,430.00    |
| 47 | 7/15/2009  | 113,000,000.00 | 4.93 | 464,430.00 | - | -             | - | - | - | - | 464,430.00    |
| 48 | 8/15/2009  | 113,000,000.00 | 4.93 | 464,430.00 | - | -             | - | - | - | - | 464,430.00    |
| 49 | 9/15/2009  | 113,000,000.00 | 4.93 | 464,430.00 | - | -             | - | - | - | - | 464,430.00    |
| 50 | 10/15/2009 | 113,000,000.00 | 4.93 | 464,430.00 | - | -             | - | - | - | - | 464,430.00    |
| 51 | 11/15/2009 | 113,000,000.00 | 4.93 | 464,430.00 | - | -             | - | - | - | - | 464,430.00    |
| 52 | 12/15/2009 | 113,000,000.00 | 4.93 | 464,430.00 | - | -             | - | - | - | - | 464,430.00    |
| 53 | 1/15/2010  | 113,000,000.00 | 4.93 | 464,430.00 | - | -             | - | - | - | - | 464,430.00    |
| 54 | 2/15/2010  | 113,000,000.00 | 4.93 | 464,430.00 | - | -             | - | - | - | - | 464,430.00    |
| 55 | 3/15/2010  | 113,000,000.00 | 4.93 | 464,430.00 | - | -             | - | - | - | - | 464,430.00    |
| 56 | 4/15/2010  | 113,000,000.00 | 4.93 | 464,430.00 | - | -             | - | - | - | - | 464,430.00    |
| 57 | 5/15/2010  | 100,966,183.80 | 4.93 | 464,430.00 | - | -             | - | - | - | - | 464,430.00    |
| 58 | 6/15/2010  | 89,277,696.09  | 4.93 | 414,971.02 | - | 10,687,149.65 | - | - | - | - | 12,033,816.20 |
| 59 | 7/15/2010  | 66,151,526.51  | 4.93 | 366,931.33 | - | 10,346,591.33 | - | - | - | - | 11,688,487.72 |
| 60 | 8/15/2010  | 64,394,106.00  | 4.93 | 271,882.77 | - | 21,789,077.11 | - | - | - | - | 23,493,100.91 |
| 61 | 9/15/2010  | 63,167,955.62  | 4.93 | 264,659.78 | - | 425,286.40    | - | - | - | - | 2,029,303.28  |
| 62 | 10/15/2010 | 61,961,434.31  | 4.93 | 259,620.30 | - | -             | - | - | - | - | 1,490,810.16  |
| 63 | 11/15/2010 | 60,750,882.83  | 4.93 | 254,661.50 | - | -             | - | - | - | - | 1,466,141.61  |
| 64 | 12/15/2010 | 59,559,390.39  | 4.93 | 249,686.13 | - | -             | - | - | - | - | 1,441,178.56  |
| 65 | 1/15/2011  | 58,363,123.90  | 4.93 | 244,789.09 | - | -             | - | - | - | - | 1,441,055.59  |
| 66 | 2/15/2011  | 57,175,109.83  | 4.93 | 239,872.44 | - | -             | - | - | - | - | 1,427,886.51  |
| 67 | 3/15/2011  | 56,034,837.82  | 4.93 | 234,989.70 | - | -             | - | - | - | - | 1,375,261.71  |
| 68 | 4/15/2011  | 54,864,463.35  | 4.93 | 230,303.18 | - | -             | - | - | - | - | 1,400,677.66  |
| 69 | 5/15/2011  | 53,714,885.57  | 4.93 | 225,482.94 | - | -             | - | - | - | - | 1,375,070.72  |
| 70 | 6/15/2011  | 52,701,236.54  | 4.93 | 220,768.18 | - | -             | - | - | - | - | 1,234,417.21  |
| 71 | 7/15/2011  | 51,724,925.39  | 4.93 | 216,602.08 | - | -             | - | - | - | - | 1,192,913.23  |
| 72 | 8/15/2011  | 50,774,657.31  | 4.93 | 212,589.44 | - | -             | - | - | - | - | 1,162,857.53  |
| 73 | 9/15/2011  | 49,831,726.80  | 4.93 | 208,683.84 | - | -             | - | - | - | - | 1,151,614.35  |
| 74 | 10/15/2011 | 48,909,436.40  | 4.93 | 204,808.40 | - | -             | - | - | - | - | 1,127,098.79  |
| 75 | 11/15/2011 | 47,979,864.79  | 4.93 | 201,017.78 | - | -             | - | - | - | - | 1,130,589.39  |
| 76 | 12/15/2011 | 47,071,591.72  | 4.93 | 197,187.24 | - | -             | - | - | - | - | 1,105,470.31  |
| 77 | 1/15/2012  | 46,155,334.34  | 4.93 | 193,464.24 | - | -             | - | - | - | - | 1,109,721.63  |
| 78 | 2/15/2012  | 45,246,348.13  | 4.93 | 189,698.42 | - | -             | - | - | - | - | 1,098,684.63  |
| 79 | 3/15/2012  | 44,374,653.81  | 4.93 | 185,962.49 | - | -             | - | - | - | - | 1,057,656.81  |
| 80 | 4/15/2012  | 43,479,581.24  | 4.93 | 182,379.83 | - | -             | - | - | - | - | 1,077,462.40  |
| 81 | 5/15/2012  | 122,235.93     | 4.93 | 178,701.08 | - | 42,313,309.91 | - | - | - | - | 43,536,046.38 |
| 82 | 6/15/2012  | -              | 4.93 | 502.39     | - | 122,235.93    | - | - | - | - | 122,738.32    |



































|     |            |               |      |            |   |   |               |              |               |               |
|-----|------------|---------------|------|------------|---|---|---------------|--------------|---------------|---------------|
| 107 | 7/15/2014  | 23,334,000.00 | 5.28 | 102,727.93 | - | - | -             | -            | -             | 102,727.93    |
| 108 | 8/15/2014  | 23,334,000.00 | 5.28 | 102,727.93 | - | - | -             | -            | -             | 102,727.93    |
| 109 | 9/15/2014  | 23,334,000.00 | 5.28 | 102,727.93 | - | - | -             | -            | -             | 102,727.93    |
| 110 | 10/15/2014 | 23,334,000.00 | 5.28 | 102,598.03 | - | - | -             | -            | -             | 102,598.03    |
| 111 | 11/15/2014 | 23,334,000.00 | 5.28 | 102,727.93 | - | - | -             | -            | -             | 102,727.93    |
| 112 | 12/15/2014 | 23,334,000.00 | 5.27 | 102,582.10 | - | - | -             | -            | -             | 102,582.10    |
| 113 | 1/15/2015  | 23,334,000.00 | 5.27 | 102,559.09 | - | - | -             | -            | -             | 102,559.09    |
| 114 | 2/15/2015  | 23,334,000.00 | 5.28 | 102,550.33 | - | - | -             | -            | -             | 102,550.33    |
| 115 | 3/15/2015  | 23,334,000.00 | 5.28 | 102,642.28 | - | - | -             | -            | -             | 102,642.28    |
| 116 | 4/15/2015  | 23,334,000.00 | 5.26 | 102,727.93 | - | - | -             | -            | -             | 102,727.93    |
| 117 | 5/15/2015  | 23,334,000.00 | 5.28 | 102,316.24 | - | - | -             | -            | -             | 102,316.24    |
| 118 | 6/15/2015  | 23,334,000.00 | 5.24 | 102,727.93 | - | - | -             | -            | -             | 102,727.93    |
| 119 | 7/15/2015  | 23,334,000.00 | 5.28 | 101,826.59 | - | - | -             | -            | -             | 101,826.59    |
| 120 | 8/15/2015  | 9,284,894.03  | 5.28 | 102,727.93 | - | - | 12,896,954.93 | 1,152,151.04 | 14,049,105.97 | 14,151,833.90 |
| 121 | 9/15/2015  | 8,160,449.41  | 5.28 | 40,876.75  | - | - | 54,066.86     | 1,070,377.77 | 1,124,444.63  | 1,165,321.38  |
| 122 | 10/15/2015 | 7,040,725.67  | 5.28 | 35,926.38  | - | - | 54,056.81     | 1,065,666.93 | 1,119,723.74  | 1,155,650.12  |
| 123 | 11/15/2015 | 5,931,329.70  | 5.28 | 30,996.79  | - | - | 48,576.65     | 1,060,819.31 | 1,109,395.96  | 1,140,392.76  |
| 124 | 12/15/2015 | 4,892,366.70  | 5.28 | 26,112.68  | - | - | 48,089.05     | 1,050,873.96 | 1,098,963.01  | 1,125,075.69  |
| 125 | 1/15/2016  | 3,745,500.68  | 5.28 | 21,274.49  | - | - | 43,068.42     | 1,043,797.59 | 1,086,866.01  | 1,108,140.51  |
| 126 | 2/15/2016  | 2,669,291.84  | 5.28 | 16,489.57  | - | - | 40,298.27     | 1,035,910.58 | 1,076,208.84  | 1,092,698.41  |
| 127 | 3/15/2016  | 1,605,706.42  | 5.28 | 11,751.56  | - | - | 40,722.92     | 1,022,862.51 | 1,063,585.42  | 1,075,336.98  |
| 128 | 4/15/2016  | 569,124.79    | 5.28 | 7,069.12   | - | - | 34,824.74     | 1,001,756.90 | 1,036,581.63  | 1,043,650.75  |
| 129 | 5/15/2016  | -             | 5.28 | 2,505.57   | - | - | 33,341.53     | 535,783.26   | 569,124.79    | 571,630.36    |

CSFBRED-2005C4-V2.3 A1

Tranche Cashflow Table(Speeds Start after YMP Inc. Prepay Penalties)  
 Current Balance \$39,000,000 Gross WAC 7.24  
 Pass-Thru Rate 4.605 Current WAM 333.00  
 Accrued Days / D 23 / 14 Factor Date 08/24/2005  
 Settlement 08/25/2005

Prepayments: 100.0% CPR Default: 6.00% CDR Severity: 35.0% Workout: 12 months

The analyses, calculations, and valuations herein are based on certain assumptions and data provided by third parties which may vary from the actual characteristics of the pool. Credit Suisse First Boston LLC makes no representation that such analyses or calculations are accurate or that such valuations represent levels where actual trades may occur. Investors should rely on the information contained in or filed in connection with the prospectus / prospectus supplement.

| Payment Date  | Balance        | Pass Thru Rate | Interest       | Cum. Int. Shortfalls | Chg. Int. Shortfalls | Principal Scheduled Principal | Prepay         | Prin from Liquidation | Losses | Cum. Net Losses | Total Principal | Total Cashflow |
|---------------|----------------|----------------|----------------|----------------------|----------------------|-------------------------------|----------------|-----------------------|--------|-----------------|-----------------|----------------|
| Grand Totals  | 39,000,000.00  | 4.61           | 2,331,053.61   | -                    | -                    | 10,876,598.18                 | -              | 28,123,401.82         | -      | -               | 39,000,000.00   | 41,331,053.61  |
| 1 9/15/2005   | 38,581,236.08  | 4.61           | 149,662.50     | -                    | -                    | 418,763.92                    | -              | -                     | -      | -               | 418,763.92      | 568,426.42     |
| 2 10/15/2005  | 38,095,986.97  | 4.61           | 148,055.49     | -                    | -                    | 485,249.10                    | -              | -                     | -      | -               | 485,249.10      | 633,304.60     |
| 3 11/15/2005  | 37,672,856.62  | 4.61           | 146,193.35     | -                    | -                    | 423,130.35                    | -              | -                     | -      | -               | 423,130.35      | 569,323.70     |
| 4 12/15/2005  | 37,183,361.34  | 4.61           | 144,569.59     | -                    | -                    | 489,495.28                    | -              | -                     | -      | -               | 489,495.28      | 694,064.86     |
| 5 1/15/2006   | 36,755,822.58  | 4.61           | 142,691.15     | -                    | -                    | 427,538.76                    | -              | -                     | -      | -               | 427,538.76      | 570,229.91     |
| 6 2/15/2006   | 36,326,221.67  | 4.61           | 141,050.47     | -                    | -                    | 429,600.91                    | -              | -                     | -      | -               | 429,600.91      | 570,651.38     |
| 7 3/15/2006   | 35,702,205.02  | 4.61           | 139,401.88     | -                    | -                    | 624,016.66                    | -              | -                     | -      | -               | 624,016.66      | 763,418.53     |
| 8 4/15/2006   | 35,267,501.22  | 4.61           | 137,007.21     | -                    | -                    | 434,703.80                    | -              | -                     | -      | -               | 434,703.80      | 571,711.01     |
| 9 5/15/2006   | 34,766,751.18  | 4.61           | 135,339.04     | -                    | -                    | 500,750.04                    | -              | -                     | -      | -               | 500,750.04      | 696,089.07     |
| 10 6/15/2006  | 34,327,527.58  | 4.61           | 133,417.41     | -                    | -                    | 439,223.60                    | -              | -                     | -      | -               | 439,223.60      | 572,641.01     |
| 11 7/15/2006  | 33,797,092.07  | 4.61           | 131,731.89     | -                    | -                    | 530,435.51                    | -              | -                     | -      | -               | 530,435.51      | 662,167.40     |
| 12 8/15/2006  | 33,327,554.58  | 4.61           | 129,696.34     | -                    | -                    | 469,537.49                    | -              | -                     | -      | -               | 469,537.49      | 599,233.83     |
| 13 9/15/2006  | 29,690,914.58  | 4.61           | 127,894.49     | -                    | -                    | 469,568.97                    | -              | 3,167,271.03          | -      | -               | 3,636,639.99    | 3,764,534.48   |
| 14 10/15/2006 | 26,002,022.39  | 4.61           | 113,938.88     | -                    | -                    | 539,574.53                    | -              | 3,149,317.66          | -      | -               | 3,688,892.19    | 3,802,831.08   |
| 15 11/15/2006 | 22,398,025.62  | 4.61           | 99,782.76      | -                    | -                    | 472,786.61                    | -              | 3,131,210.16          | -      | -               | 3,603,996.77    | 3,703,779.53   |
| 16 12/15/2006 | 18,745,882.69  | 4.61           | 85,952.42      | -                    | -                    | 538,718.21                    | -              | 3,113,424.72          | -      | -               | 3,652,142.93    | 3,738,095.35   |
| 17 1/15/2007  | 15,173,756.32  | 4.61           | 71,937.32      | -                    | -                    | 476,021.53                    | -              | 3,095,504.84          | -      | -               | 3,572,126.37    | 3,644,063.69   |
| 18 2/15/2007  | 11,619,423.30  | 4.61           | 58,229.29      | -                    | -                    | 476,448.67                    | -              | 3,077,883.35          | -      | -               | 3,554,333.02    | 3,612,562.31   |
| 19 3/15/2007  | 7,866,437.16   | 4.61           | 44,589.54      | -                    | -                    | 672,653.03                    | -              | 3,060,353.12          | -      | -               | 3,732,986.14    | 3,777,157.68   |
| 20 4/15/2007  | 4,352,509.67   | 4.61           | 30,264.20      | -                    | -                    | 491,689.72                    | -              | 3,042,237.76          | -      | -               | 3,533,927.48    | 3,564,191.69   |
| 21 5/15/2007  | 767,590.70     | 4.61           | 16,702.76      | -                    | -                    | 560,105.37                    | -              | 3,024,813.60          | -      | -               | 3,584,918.97    | 3,601,621.73   |
| 22 6/15/2007  | -              | 4.61           | 2,945.63       | -                    | -                    | 506,205.11                    | -              | 261,385.58            | -      | -               | 767,590.70      | 770,536.33     |
| Grand Totals  | 377,179,000.00 | 4.98           | 149,498,641.38 | -                    | -                    | 32,938,174.48                 | 247,591,333.52 | 96,649,492.01         | -      | -               | 377,179,000.00  | 526,677,641.38 |

CSFBRED-2005C4-V2.3 A1A

Tranche Cashflow Table(Speeds Start after YMP Inc. Prepay Penalties)  
 Current Balance \$377,179,000 Gross WAC 7.24  
 Pass-Thru Rate 4.979 Current WAM 333.00  
 Accrued Days / D 23 / 14 Factor Date 08/24/2005  
 Settlement 08/25/2005

Prepayments: 100.0% CPR Default: 6.00% CDR Severity: 35.0% Workout: 12 months

| Payment Date  | Balance        | Pass Thru Rate | Interest       | Cum. Int. Shortfalls | Chg. Int. Shortfalls | Principal Scheduled Principal | Prepay         | Prin from Liquidation | Losses | Cum. Net Losses | Total Principal | Total Cashflow |
|---------------|----------------|----------------|----------------|----------------------|----------------------|-------------------------------|----------------|-----------------------|--------|-----------------|-----------------|----------------|
| Grand Totals  | 377,179,000.00 | 4.98           | 149,498,641.38 | -                    | -                    | 32,938,174.48                 | 247,591,333.52 | 96,649,492.01         | -      | -               | 377,179,000.00  | 526,677,641.38 |
| 1 9/15/2005   | 377,040,990.12 | 4.98           | 1,564,978.53   | -                    | -                    | 138,009.88                    | -              | -                     | -      | -               | 138,009.88      | 1,702,988.42   |
| 2 10/15/2005  | 376,882,118.43 | 4.98           | 1,564,405.91   | -                    | -                    | 158,871.68                    | -              | -                     | -      | -               | 158,871.68      | 1,723,277.59   |
| 3 11/15/2005  | 376,742,749.24 | 4.98           | 1,563,746.72   | -                    | -                    | 139,369.20                    | -              | -                     | -      | -               | 139,369.20      | 1,703,115.92   |
| 4 12/15/2005  | 376,582,556.05 | 4.98           | 1,563,168.46   | -                    | -                    | 160,193.19                    | -              | -                     | -      | -               | 160,193.19      | 1,723,361.65   |
| 5 1/15/2006   | 376,441,815.23 | 4.98           | 1,562,503.79   | -                    | -                    | 140,740.82                    | -              | -                     | -      | -               | 140,740.82      | 1,703,244.61   |
| 6 2/15/2006   | 376,300,430.19 | 4.98           | 1,561,919.83   | -                    | -                    | 141,385.04                    | -              | -                     | -      | -               | 141,385.04      | 1,703,304.87   |
| 7 3/15/2006   | 376,098,035.74 | 4.98           | 1,561,333.20   | -                    | -                    | 202,394.45                    | -              | -                     | -      | -               | 202,394.45      | 1,763,727.66   |
| 8 4/15/2006   | 375,955,075.72 | 4.98           | 1,560,930.27   | -                    | -                    | 142,960.02                    | -              | -                     | -      | -               | 142,960.02      | 1,703,453.45   |
| 9 5/15/2006   | 375,791,391.58 | 4.98           | 1,559,900.27   | -                    | -                    | 163,684.14                    | -              | -                     | -      | -               | 163,684.14      | 1,723,584.41   |
| 10 6/15/2006  | 375,647,027.42 | 4.98           | 1,559,221.12   | -                    | -                    | 144,364.16                    | -              | -                     | -      | -               | 144,364.16      | 1,703,685.28   |
| 11 7/15/2006  | 375,478,971.28 | 4.98           | 1,558,622.12   | -                    | -                    | 168,056.14                    | -              | -                     | -      | -               | 168,056.14      | 1,726,678.26   |
| 12 8/15/2006  | 375,330,607.48 | 4.98           | 1,557,924.83   | -                    | -                    | 148,363.82                    | -              | -                     | -      | -               | 148,363.82      | 1,706,288.65   |
| 13 9/15/2006  | 373,930,940.13 | 4.98           | 1,557,309.25   | -                    | -                    | 148,277.15                    | -              | 1,251,390.18          | -      | -               | 1,399,667.33    | 2,956,976.58   |
| 14 10/15/2006 | 372,518,125.94 | 4.98           | 1,551,501.79   | -                    | -                    | 168,375.36                    | -              | 1,244,438.63          | -      | -               | 1,412,814.19    | 2,964,315.98   |
| 15 11/15/2006 | 371,131,252.67 | 4.98           | 1,545,639.79   | -                    | -                    | 149,417.52                    | -              | 1,237,455.75          | -      | -               | 1,386,873.27    | 2,932,513.06   |
| 16 12/15/2006 | 369,731,188.67 | 4.98           | 1,539,885.42   | -                    | -                    | 169,493.94                    | -              | 1,230,570.06          | -      | -               | 1,400,064.00    | 2,939,949.43   |

|    |            |                |      |              |              |   |              |   |              |              |
|----|------------|----------------|------|--------------|--------------|---|--------------|---|--------------|--------------|
| 17 | 1/15/2007  | 368,358,199.97 | 4.98 | 1,534,076.32 | -            | - | 1,223,651.98 | - | 1,372,988.70 | 2,907,065.03 |
| 18 | 2/15/2007  | 366,992,112.27 | 4.98 | 1,528,379.56 | -            | - | 1,216,837.58 | - | 1,366,087.69 | 2,894,467.26 |
| 19 | 3/15/2007  | 365,573,535.05 | 4.98 | 1,522,518.71 | -            | - | 1,210,058.52 | - | 1,418,577.23 | 2,881,288.67 |
| 20 | 4/15/2007  | 364,221,071.56 | 4.98 | 1,516,825.53 | -            | - | 1,203,114.17 | - | 1,352,463.49 | 2,869,289.02 |
| 21 | 5/15/2007  | 362,853,202.83 | 4.98 | 1,511,213.93 | -            | - | 1,196,405.36 | - | 1,367,868.72 | 2,879,082.65 |
| 22 | 6/15/2007  | 361,503,218.95 | 4.98 | 1,505,538.41 | -            | - | 1,189,651.68 | - | 1,349,983.88 | 2,855,522.29 |
| 23 | 7/15/2007  | 360,094,523.52 | 4.98 | 1,499,937.11 | -            | - | 1,182,955.50 | - | 1,408,695.43 | 2,908,632.54 |
| 24 | 8/15/2007  | 358,719,551.81 | 4.98 | 1,494,092.19 | -            | - | 1,175,996.39 | - | 1,374,971.71 | 2,869,063.90 |
| 25 | 9/15/2007  | 357,351,512.75 | 4.98 | 1,488,387.13 | -            | - | 1,169,175.93 | - | 1,368,039.06 | 2,856,426.27 |
| 26 | 10/15/2007 | 355,964,097.85 | 4.98 | 1,482,710.98 | -            | - | 1,162,390.98 | - | 1,387,414.90 | 2,870,125.89 |
| 27 | 11/15/2007 | 354,609,797.68 | 4.98 | 1,476,954.37 | -            | - | 1,155,540.39 | - | 1,354,300.17 | 2,831,254.54 |
| 28 | 12/15/2007 | 353,236,381.00 | 4.98 | 1,471,335.15 | -            | - | 1,148,828.03 | - | 1,373,416.68 | 2,844,751.83 |
| 29 | 1/15/2008  | 351,895,674.61 | 4.98 | 1,465,636.62 | -            | - | 1,142,051.32 | - | 1,340,706.39 | 2,806,343.00 |
| 30 | 2/15/2008  | 350,561,722.77 | 4.98 | 1,460,073.80 | -            | - | 1,135,408.73 | - | 1,333,951.84 | 2,794,025.65 |
| 31 | 3/15/2008  | 349,183,588.11 | 4.98 | 1,454,539.61 | -            | - | 1,128,800.74 | - | 1,378,134.66 | 2,832,673.67 |
| 32 | 4/15/2008  | 347,862,968.82 | 4.98 | 1,448,820.90 | -            | - | 1,122,065.80 | - | 1,320,619.29 | 2,769,440.19 |
| 33 | 5/15/2008  | 346,505,045.96 | 4.98 | 1,443,341.43 | -            | - | 1,115,526.55 | - | 1,357,822.86 | 2,801,264.29 |
| 34 | 6/15/2008  | 345,181,410.89 | 4.98 | 1,437,707.19 | -            | - | 1,108,832.86 | - | 1,323,635.07 | 2,761,342.26 |
| 35 | 7/15/2008  | 343,796,298.00 | 4.98 | 1,432,215.20 | -            | - | 1,102,296.67 | - | 1,385,112.89 | 2,817,328.09 |
| 36 | 8/15/2008  | 342,443,864.01 | 4.98 | 1,426,468.14 | -            | - | 1,095,554.98 | - | 1,352,433.98 | 2,778,902.12 |
| 37 | 9/15/2008  | 341,098,203.81 | 4.98 | 1,420,856.67 | -            | - | 1,088,936.08 | - | 1,345,660.20 | 2,766,516.87 |
| 38 | 10/15/2008 | 339,726,961.67 | 4.98 | 1,415,273.30 | -            | - | 1,082,351.81 | - | 1,371,242.15 | 2,766,515.45 |
| 39 | 11/15/2008 | 338,394,719.55 | 4.98 | 1,409,583.79 | -            | - | 1,075,680.25 | - | 1,332,242.12 | 2,741,625.90 |
| 40 | 12/15/2008 | 337,037,237.81 | 4.98 | 1,404,056.09 | -            | - | 1,069,164.82 | - | 1,357,481.74 | 2,761,537.83 |
| 41 | 1/15/2009  | 335,718,276.53 | 4.98 | 1,398,423.67 | -            | - | 1,062,563.29 | - | 1,318,961.28 | 2,717,384.95 |
| 42 | 2/15/2009  | 334,405,917.07 | 4.98 | 1,392,951.08 | -            | - | 1,056,115.99 | - | 1,312,359.46 | 2,705,310.54 |
| 43 | 3/15/2009  | 333,066,215.98 | 4.98 | 1,387,505.88 | -            | - | 1,049,702.46 | - | 1,399,701.09 | 2,787,206.97 |
| 44 | 4/15/2009  | 331,706,927.95 | 4.98 | 1,381,688.29 | -            | - | 1,042,925.66 | - | 1,299,288.03 | 2,680,986.33 |
| 45 | 5/15/2009  | 330,383,247.21 | 4.98 | 1,376,307.33 | -            | - | 1,036,579.37 | - | 1,323,680.74 | 2,699,989.07 |
| 46 | 6/15/2009  | 329,096,871.15 | 4.98 | 1,370,815.16 | -            | - | 1,030,181.81 | - | 1,286,376.06 | 2,657,191.22 |
| 47 | 7/15/2009  | 327,786,404.68 | 4.98 | 1,365,477.42 | -            | - | 1,023,929.42 | - | 1,310,466.47 | 2,675,944.23 |
| 48 | 8/15/2009  | 326,512,711.89 | 4.98 | 1,360,040.58 | -            | - | 1,017,668.21 | - | 1,273,692.80 | 2,633,733.22 |
| 49 | 9/15/2009  | 325,245,289.25 | 4.98 | 1,354,755.66 | -            | - | 1,011,552.25 | - | 1,267,422.64 | 2,622,178.30 |
| 50 | 10/15/2009 | 322,928,612.27 | 4.98 | 1,349,496.91 | 1,025,579.77 | - | 1,005,468.26 | - | 2,316,676.99 | 3,666,173.90 |
| 51 | 11/15/2009 | 321,675,064.90 | 4.98 | 1,344,230.42 | -            | - | 999,316.85   | - | 1,253,547.37 | 2,593,432.00 |
| 52 | 12/15/2009 | 320,398,317.74 | 4.98 | 1,338,884.63 | -            | - | 993,296.51   | - | 1,276,747.16 | 2,611,430.61 |
| 53 | 1/15/2010  | 319,157,084.64 | 4.98 | 1,334,683.46 | -            | - | 987,209.69   | - | 1,241,253.10 | 2,570,639.12 |
| 54 | 2/15/2010  | 317,921,929.47 | 4.98 | 1,329,386.02 | -            | - | 981,252.13   | - | 1,235,135.17 | 2,559,371.02 |
| 55 | 3/15/2010  | 315,203,871.38 | 4.98 | 1,319,111.07 | 1,402,573.27 | - | 975,325.74   | - | 2,718,058.09 | 4,037,169.17 |
| 56 | 4/15/2010  | 310,094,354.27 | 4.98 | 1,307,833.65 | 3,886,337.99 | - | 969,142.47   | - | 5,109,517.10 | 6,417,350.50 |
| 57 | 5/15/2010  | 308,850,993.16 | 4.98 | 1,286,633.16 | -            | - | 963,278.10   | - | 1,243,361.11 | 2,529,994.27 |
| 58 | 6/15/2010  | 307,554,486.81 | 4.98 | 1,281,474.25 | -            | - | 957,349.75   | - | 1,296,506.35 | 2,577,980.60 |
| 59 | 7/15/2010  | 306,223,279.00 | 4.98 | 1,276,094.82 | -            | - | 951,097.52   | - | 1,331,207.81 | 2,607,302.63 |
| 60 | 8/15/2010  | 304,939,651.33 | 4.98 | 1,270,571.42 | -            | - | 944,716.25   | - | 1,283,627.68 | 2,554,189.10 |
| 61 | 9/15/2010  | 303,662,426.77 | 4.98 | 1,265,245.44 | -            | - | 938,529.79   | - | 1,277,224.55 | 2,542,469.99 |
| 62 | 10/15/2010 | 302,351,194.42 | 4.98 | 1,259,946.02 | -            | - | 932,375.93   | - | 1,311,232.35 | 2,571,178.37 |
| 63 | 11/15/2010 | 301,089,975.03 | 4.98 | 1,254,505.50 | -            | - | 927,653.33   | - | 1,261,219.39 | 2,515,724.89 |
| 64 | 12/15/2010 | 299,795,174.22 | 4.98 | 1,249,272.49 | -            | - | 916,698.67   | - | 1,294,800.81 | 2,544,073.30 |
| 65 | 1/15/2011  | 298,546,447.55 | 4.98 | 1,243,900.14 | -            | - | 910,507.62   | - | 1,248,726.67 | 2,492,626.81 |
| 66 | 2/15/2011  | 297,303,932.22 | 4.98 | 1,238,718.97 | -            | - | 904,504.82   | - | 1,242,515.33 | 2,481,234.30 |
| 67 | 3/15/2011  | 295,950,334.04 | 4.98 | 1,233,563.57 | -            | - | 898,533.65   | - | 1,353,598.18 | 2,587,161.75 |
| 68 | 4/15/2011  | 294,724,619.66 | 4.98 | 1,227,947.26 | -            | - | 887,574.43   | - | 1,225,714.38 | 2,453,681.64 |
| 69 | 5/15/2011  | 293,479,409.43 | 4.98 | 1,222,861.57 | -            | - | 886,698.20   | - | 1,245,210.23 | 2,468,071.80 |
| 70 | 6/15/2011  | 292,278,721.56 | 4.98 | 1,217,694.98 | -            | - | 882,767.72   | - | 1,200,687.87 | 2,418,382.85 |
| 71 | 7/15/2011  | 291,045,763.42 | 4.98 | 1,212,713.13 | -            | - | 857,166.23   | - | 1,232,958.14 | 2,445,671.27 |
| 72 | 8/15/2011  | 289,856,596.97 | 4.98 | 1,207,597.38 | -            | - | 851,468.07   | - | 1,189,166.45 | 2,386,763.83 |
| 73 | 9/15/2011  | 288,673,170.88 | 4.98 | 1,202,663.33 | -            | - | 845,925.48   | - | 1,183,426.09 | 2,366,089.42 |
| 74 | 10/15/2011 | 287,458,124.21 | 4.98 | 1,197,753.60 | -            | - | 840,412.03   | - | 1,215,046.67 | 2,412,799.77 |
| 75 | 11/15/2011 | 286,286,044.15 | 4.98 | 1,192,711.67 | -            | - | 834,804.03   | - | 1,172,080.06 | 2,364,791.73 |
| 76 | 12/15/2011 | 285,082,772.75 | 4.98 | 1,187,848.51 | -            | - | 829,348.61   | - | 1,203,271.39 | 2,391,119.91 |
| 77 | 1/15/2012  | 283,921,923.32 | 4.98 | 1,182,855.94 | -            | - | 823,799.88   | - | 1,160,849.43 | 2,343,705.37 |
| 78 | 2/15/2012  | 282,766,669.22 | 4.98 | 1,178,039.38 | -            | - | 818,401.87   | - | 1,155,254.10 | 2,333,293.48 |
| 79 | 3/15/2012  | 279,932,911.58 | 4.98 | 1,173,246.04 | 1,611,819.45 | - | 813,032.30   | - | 2,833,757.65 | 4,007,003.68 |
| 80 | 4/15/2012  | 278,790,768.03 | 4.98 | 1,161,488.31 | -            | - | 807,517.84   | - | 1,142,143.53 | 2,303,631.83 |
| 81 | 5/15/2012  | 277,618,749.58 | 4.98 | 1,156,749.36 | -            | - | 802,204.81   | - | 1,172,018.47 | 2,328,767.83 |
| 82 | 6/15/2012  | 276,487,575.49 | 4.98 | 1,151,886.46 | -            | - | 796,801.73   | - | 1,131,174.09 | 2,283,060.55 |

| 83  | 7/15/2012  | 275,326,939.41 | 4.98 | 1,147,193.03 | - | - | 369,091.46    | - | - | 791,544.63    | 1,160,636.08   | 2,307,829.11   |
|-----|------------|----------------|------|--------------|---|---|---------------|---|---|---------------|----------------|----------------|
| 84  | 8/15/2012  | 274,206,623.65 | 4.98 | 1,142,377.36 | - | - | 334,117.01    | - | - | 786,198.75    | 1,120,315.76   | 2,262,693.12   |
| 85  | 9/15/2012  | 273,091,717.05 | 4.98 | 1,137,728.98 | - | - | 333,909.59    | - | - | 780,997.00    | 1,114,906.59   | 2,252,635.58   |
| 86  | 10/15/2012 | 271,947,957.12 | 4.98 | 1,133,103.05 | - | - | 367,937.25    | - | - | 775,822.69    | 1,143,759.94   | 2,276,862.98   |
| 87  | 11/15/2012 | 270,843,744.29 | 4.98 | 1,128,357.40 | - | - | 333,651.34    | - | - | 770,561.46    | 1,104,212.83   | 2,232,570.22   |
| 88  | 12/15/2012 | 269,711,080.20 | 4.98 | 1,123,775.84 | - | - | 367,222.43    | - | - | 765,441.67    | 1,132,664.09   | 2,256,439.99   |
| 89  | 1/15/2013  | 268,617,452.86 | 4.98 | 1,119,076.22 | - | - | 333,391.12    | - | - | 760,236.21    | 1,088,354.23   | 2,212,703.56   |
| 90  | 2/15/2013  | 267,529,098.63 | 4.98 | 1,114,538.58 | - | - | 333,183.89    | - | - | 755,170.34    | 1,088,354.23   | 2,202,892.81   |
| 91  | 3/15/2013  | 266,346,675.90 | 4.98 | 1,110,222.82 | - | - | 432,291.54    | - | - | 750,131.20    | 1,182,422.73   | 2,292,445.55   |
| 92  | 4/15/2013  | 265,273,956.60 | 4.98 | 1,105,116.75 | - | - | 333,235.09    | - | - | 739,484.20    | 1,072,719.30   | 2,177,836.05   |
| 93  | 5/15/2013  | 264,173,730.67 | 4.98 | 1,100,665.86 | - | - | 365,692.75    | - | - | 734,533.18    | 1,100,225.93   | 2,200,891.79   |
| 94  | 6/15/2013  | 263,111,236.89 | 4.98 | 1,096,100.84 | - | - | 332,993.55    | - | - | 729,500.23    | 1,062,493.78   | 2,158,594.62   |
| 95  | 7/15/2013  | 262,021,621.54 | 4.98 | 1,091,692.37 | - | - | 365,013.93    | - | - | 724,601.42    | 1,089,615.34   | 2,181,307.72   |
| 96  | 8/15/2013  | 260,969,249.34 | 4.98 | 1,087,171.38 | - | - | 332,750.35    | - | - | 719,621.86    | 1,052,372.20   | 2,139,543.58   |
| 97  | 9/15/2013  | 259,921,919.37 | 4.98 | 1,082,804.91 | - | - | 332,555.27    | - | - | 714,774.70    | 1,047,329.97   | 2,130,134.88   |
| 98  | 10/15/2013 | 258,848,035.44 | 4.98 | 1,078,489.36 | - | - | 363,930.78    | - | - | 709,953.14    | 1,073,863.93   | 2,152,343.29   |
| 99  | 11/15/2013 | 257,810,673.13 | 4.98 | 1,074,003.64 | - | - | 332,309.71    | - | - | 705,052.31    | 1,037,362.31   | 2,111,365.95   |
| 100 | 12/15/2013 | 256,747,131.80 | 4.98 | 1,069,699.45 | - | - | 363,259.41    | - | - | 700,281.91    | 1,063,541.33   | 2,133,240.78   |
| 101 | 1/15/2014  | 255,719,635.86 | 4.98 | 1,065,288.64 | - | - | 332,062.55    | - | - | 695,433.40    | 1,027,495.94   | 2,092,782.58   |
| 102 | 2/15/2014  | 254,697,054.87 | 4.98 | 1,061,023.39 | - | - | 331,867.94    | - | - | 690,713.05    | 1,022,580.99   | 2,083,604.38   |
| 103 | 3/15/2014  | 253,587,815.14 | 4.98 | 1,056,780.53 | - | - | 423,222.09    | - | - | 686,017.64    | 1,109,239.74   | 2,166,020.27   |
| 104 | 4/15/2014  | 252,574,873.58 | 4.98 | 1,052,178.11 | - | - | 331,897.28    | - | - | 681,044.27    | 1,012,941.55   | 2,065,119.66   |
| 105 | 5/15/2014  | 251,536,679.80 | 4.98 | 1,047,975.25 | - | - | 361,795.23    | - | - | 676,398.55    | 1,038,193.78   | 2,086,169.02   |
| 106 | 6/15/2014  | 250,533,355.99 | 4.98 | 1,043,667.61 | - | - | 331,645.94    | - | - | 671,677.88    | 1,003,323.81   | 2,046,991.42   |
| 107 | 7/15/2014  | 249,505,141.14 | 4.98 | 1,039,504.65 | - | - | 361,133.64    | - | - | 667,081.21    | 1,028,214.85   | 2,067,719.50   |
| 108 | 8/15/2014  | 248,249,437.18 | 4.98 | 1,035,238.41 | - | - | 331,393.06    | - | - | 662,410.71    | 3,255,703.96   | 4,290,942.37   |
| 109 | 9/15/2014  | 246,667,567.84 | 4.98 | 1,021,729.96 | - | - | 326,578.17    | - | - | 657,862.60    | 2,881,869.34   | 3,463,599.30   |
| 110 | 10/15/2014 | 244,065,595.88 | 4.98 | 1,011,847.18 | - | - | 351,926.23    | - | - | 653,338.54    | 3,801,971.96   | 4,813,819.15   |
| 111 | 11/15/2014 | 237,275,701.02 | 4.98 | 996,072.17   | - | - | 318,244.74    | - | - | 2,796,707.20  | 2,789,894.86   | 3,785,987.03   |
| 112 | 12/15/2014 | 235,725,964.68 | 4.98 | 984,496.43   | - | - | 341,900.10    | - | - | 1,822,907.82  | 648,742.30     | 2,534,232.77   |
| 113 | 1/15/2015  | 233,735,880.67 | 4.98 | 978,066.32   | - | - | 312,657.96    | - | - | 563,570.19    | 1,549,736.34   | 4,200,942.37   |
| 114 | 2/15/2015  | 227,507,393.77 | 4.98 | 928,317.46   | - | - | 293,020.49    | - | - | 11,037,707.36 | 11,990,084.01  | 12,968,150.33  |
| 115 | 3/15/2015  | 179,333,422.54 | 4.98 | 860,982.76   | - | - | 338,089.75    | - | - | 635,289.75    | 16,228,486.89  | 17,156,804.35  |
| 116 | 4/15/2015  | 4,729,816.47   | 4.98 | 744,084.26   | - | - | 27,204,994.32 | - | - | 27,204,994.32 | 28,117,971.23  | 29,034,953.99  |
| 117 | 5/15/2015  | -              | 4.98 | 19,624.80    | - | - | 213,484.80    | - | - | 1,807,063.07  | 174,603,606.08 | 175,347,690.34 |
| 118 | 6/15/2015  | -              | 4.98 | -            | - | - | 35,243.94     | - | - | 4,694,572.52  | 4,729,816.47   | 4,749,441.26   |

CSFRED-2005C4-V2.3 A2

Tranche Cashflow Table(Speeds Start after YMP Inc. Prepay Penalties)

| Current Balance  | \$138,000,000 | Gross WAC    | 7.24       |
|------------------|---------------|--------------|------------|
| Pass-Thru Rate   | 4.825         | Current WAM  | 333.00     |
| Accrued Days / D | 23 / 14       | Settlement   | 08/24/2005 |
|                  |               | Factor, Date | 08/25/2005 |

Prepayments: 100.0% CPR Default: 6.00% CDR Severity: 35.0% Workout: 12 months

| Payment Date | Grand Totals | Balance        | Pass Thru Rate | Interest      | Cum. Int. Shortfalls | Chg. Int. Shortfalls | Principal Scheduled Principal | Prepay        | Prin from Liquidation | Losses | Cum. Net Losses | Total Principal | Total Cashflow |
|--------------|--------------|----------------|----------------|---------------|----------------------|----------------------|-------------------------------|---------------|-----------------------|--------|-----------------|-----------------|----------------|
| 1            | 9/15/2005    | 138,000,000.00 | 4.83           | 22,608,273.10 | -                    | -                    | 20,882,316.94                 | 29,530,550.76 | 87,587,132.31         | -      | -               | 138,000,000.00  | 160,608,273.10 |
| 2            | 10/15/2005   | 138,000,000.00 | 4.83           | 554,875.00    | -                    | -                    | -                             | -             | -                     | -      | -               | 554,875.00      | 554,875.00     |
| 3            | 11/15/2005   | 138,000,000.00 | 4.83           | 554,875.00    | -                    | -                    | -                             | -             | -                     | -      | -               | 554,875.00      | 554,875.00     |
| 4            | 12/15/2005   | 138,000,000.00 | 4.83           | 554,875.00    | -                    | -                    | -                             | -             | -                     | -      | -               | 554,875.00      | 554,875.00     |
| 5            | 1/15/2006    | 138,000,000.00 | 4.83           | 554,875.00    | -                    | -                    | -                             | -             | -                     | -      | -               | 554,875.00      | 554,875.00     |
| 6            | 2/15/2006    | 138,000,000.00 | 4.83           | 554,875.00    | -                    | -                    | -                             | -             | -                     | -      | -               | 554,875.00      | 554,875.00     |
| 7            | 3/15/2006    | 138,000,000.00 | 4.83           | 554,875.00    | -                    | -                    | -                             | -             | -                     | -      | -               | 554,875.00      | 554,875.00     |
| 8            | 4/15/2006    | 138,000,000.00 | 4.83           | 554,875.00    | -                    | -                    | -                             | -             | -                     | -      | -               | 554,875.00      | 554,875.00     |
| 9            | 5/15/2006    | 138,000,000.00 | 4.83           | 554,875.00    | -                    | -                    | -                             | -             | -                     | -      | -               | 554,875.00      | 554,875.00     |
| 10           | 6/15/2006    | 138,000,000.00 | 4.83           | 554,875.00    | -                    | -                    | -                             | -             | -                     | -      | -               | 554,875.00      | 554,875.00     |
| 11           | 7/15/2006    | 138,000,000.00 | 4.83           | 554,875.00    | -                    | -                    | -                             | -             | -                     | -      | -               | 554,875.00      | 554,875.00     |
| 12           | 8/15/2006    | 138,000,000.00 | 4.83           | 554,875.00    | -                    | -                    | -                             | -             | -                     | -      | -               | 554,875.00      | 554,875.00     |
| 13           | 9/15/2006    | 138,000,000.00 | 4.83           | 554,875.00    | -                    | -                    | -                             | -             | -                     | -      | -               | 554,875.00      | 554,875.00     |
| 14           | 10/15/2006   | 138,000,000.00 | 4.83           | 554,875.00    | -                    | -                    | -                             | -             | -                     | -      | -               | 554,875.00      | 554,875.00     |
| 15           | 11/15/2006   | 138,000,000.00 | 4.83           | 554,875.00    | -                    | -                    | -                             | -             | -                     | -      | -               | 554,875.00      | 554,875.00     |
| 16           | 12/15/2006   | 138,000,000.00 | 4.83           | 554,875.00    | -                    | -                    | -                             | -             | -                     | -      | -               | 554,875.00      | 554,875.00     |
| 17           | 1/15/2007    | 138,000,000.00 | 4.83           | 554,875.00    | -                    | -                    | -                             | -             | -                     | -      | -               | 554,875.00      | 554,875.00     |
| 18           | 2/15/2007    | 138,000,000.00 | 4.83           | 554,875.00    | -                    | -                    | -                             | -             | -                     | -      | -               | 554,875.00      | 554,875.00     |





|    |            |                |      |            |            |               |              |              |               |               |
|----|------------|----------------|------|------------|------------|---------------|--------------|--------------|---------------|---------------|
| 18 | 2/15/2007  | 113,000,000.00 | 4.93 | 464,430.00 | -          | -             | -            | -            | -             | 464,430.00    |
| 19 | 3/15/2007  | 113,000,000.00 | 4.93 | 464,430.00 | -          | -             | -            | -            | -             | 464,430.00    |
| 20 | 4/15/2007  | 113,000,000.00 | 4.93 | 464,430.00 | -          | -             | -            | -            | -             | 464,430.00    |
| 21 | 5/15/2007  | 113,000,000.00 | 4.93 | 464,430.00 | -          | -             | -            | -            | -             | 464,430.00    |
| 22 | 6/15/2007  | 113,000,000.00 | 4.93 | 464,430.00 | -          | -             | -            | -            | -             | 464,430.00    |
| 23 | 7/15/2007  | 113,000,000.00 | 4.93 | 464,430.00 | -          | -             | -            | -            | -             | 464,430.00    |
| 24 | 8/15/2007  | 113,000,000.00 | 4.93 | 464,430.00 | -          | -             | -            | -            | -             | 464,430.00    |
| 25 | 9/15/2007  | 113,000,000.00 | 4.93 | 464,430.00 | -          | -             | -            | -            | -             | 464,430.00    |
| 26 | 10/15/2007 | 113,000,000.00 | 4.93 | 464,430.00 | -          | -             | -            | -            | -             | 464,430.00    |
| 27 | 11/15/2007 | 113,000,000.00 | 4.93 | 464,430.00 | -          | -             | -            | -            | -             | 464,430.00    |
| 28 | 12/15/2007 | 113,000,000.00 | 4.93 | 464,430.00 | -          | -             | -            | -            | -             | 464,430.00    |
| 29 | 1/15/2008  | 113,000,000.00 | 4.93 | 464,430.00 | -          | -             | -            | -            | -             | 464,430.00    |
| 30 | 2/15/2008  | 113,000,000.00 | 4.93 | 464,430.00 | -          | -             | -            | -            | -             | 464,430.00    |
| 31 | 3/15/2008  | 113,000,000.00 | 4.93 | 464,430.00 | -          | -             | -            | -            | -             | 464,430.00    |
| 32 | 4/15/2008  | 113,000,000.00 | 4.93 | 464,430.00 | -          | -             | -            | -            | -             | 464,430.00    |
| 33 | 5/15/2008  | 113,000,000.00 | 4.93 | 464,430.00 | -          | -             | -            | -            | -             | 464,430.00    |
| 34 | 6/15/2008  | 113,000,000.00 | 4.93 | 464,430.00 | -          | -             | -            | -            | -             | 464,430.00    |
| 35 | 7/15/2008  | 113,000,000.00 | 4.93 | 464,430.00 | -          | -             | -            | -            | -             | 464,430.00    |
| 36 | 8/15/2008  | 113,000,000.00 | 4.93 | 464,430.00 | -          | -             | -            | -            | -             | 464,430.00    |
| 37 | 9/15/2008  | 113,000,000.00 | 4.93 | 464,430.00 | -          | -             | -            | -            | -             | 464,430.00    |
| 38 | 10/15/2008 | 113,000,000.00 | 4.93 | 464,430.00 | -          | -             | -            | -            | -             | 464,430.00    |
| 39 | 11/15/2008 | 113,000,000.00 | 4.93 | 464,430.00 | -          | -             | -            | -            | -             | 464,430.00    |
| 40 | 12/15/2008 | 113,000,000.00 | 4.93 | 464,430.00 | -          | -             | -            | -            | -             | 464,430.00    |
| 41 | 1/15/2009  | 113,000,000.00 | 4.93 | 464,430.00 | -          | -             | -            | -            | -             | 464,430.00    |
| 42 | 2/15/2009  | 113,000,000.00 | 4.93 | 464,430.00 | -          | -             | -            | -            | -             | 464,430.00    |
| 43 | 3/15/2009  | 113,000,000.00 | 4.93 | 464,430.00 | -          | -             | -            | -            | -             | 464,430.00    |
| 44 | 4/15/2009  | 113,000,000.00 | 4.93 | 464,430.00 | -          | -             | -            | -            | -             | 464,430.00    |
| 45 | 5/15/2009  | 113,000,000.00 | 4.93 | 464,430.00 | -          | -             | -            | -            | -             | 464,430.00    |
| 46 | 6/15/2009  | 113,000,000.00 | 4.93 | 464,430.00 | -          | -             | -            | -            | -             | 464,430.00    |
| 47 | 7/15/2009  | 113,000,000.00 | 4.93 | 464,430.00 | -          | -             | -            | -            | -             | 464,430.00    |
| 48 | 8/15/2009  | 113,000,000.00 | 4.93 | 464,430.00 | -          | -             | -            | -            | -             | 464,430.00    |
| 49 | 9/15/2009  | 113,000,000.00 | 4.93 | 464,430.00 | -          | -             | -            | -            | -             | 464,430.00    |
| 50 | 10/15/2009 | 113,000,000.00 | 4.93 | 464,430.00 | -          | -             | -            | -            | -             | 464,430.00    |
| 51 | 11/15/2009 | 113,000,000.00 | 4.93 | 464,430.00 | -          | -             | -            | -            | -             | 464,430.00    |
| 52 | 12/15/2009 | 113,000,000.00 | 4.93 | 464,430.00 | -          | -             | -            | -            | -             | 464,430.00    |
| 53 | 1/15/2010  | 113,000,000.00 | 4.93 | 464,430.00 | -          | -             | -            | -            | -             | 464,430.00    |
| 54 | 2/15/2010  | 60,484,838.75  | 4.93 | 464,430.00 | -          | -             | -            | -            | -             | 464,430.00    |
| 55 | 3/15/2010  | 57,169,024.52  | 4.93 | 248,592.69 | 850,596.36 | 50,034,980.02 | 2,460,181.23 | 2,460,181.23 | 52,515,161.25 | 3,564,406.91  |
| 56 | 4/15/2010  | 30,054,597.81  | 4.93 | 234,964.69 | 635,298.72 | -             | 2,465,217.87 | 2,465,217.87 | 27,114,436.71 | 27,349,401.40 |
| 57 | 5/15/2010  | 26,961,862.72  | 4.93 | 123,524.36 | 657,922.11 | -             | 2,434,802.97 | 2,434,802.97 | 3,092,725.09  | 3,216,249.44  |
| 58 | 6/15/2010  | 23,890,711.65  | 4.93 | 110,819.26 | 651,316.11 | -             | 2,419,834.96 | 2,419,834.96 | 3,071,151.07  | 3,181,964.32  |
| 59 | 7/15/2010  | 20,757,161.38  | 4.93 | 98,190.82  | 728,682.43 | -             | 2,404,867.84 | 2,404,867.84 | 3,133,550.27  | 3,231,741.10  |
| 60 | 8/15/2010  | 18,040,989.63  | 4.93 | 85,311.93  | 335,504.52 | -             | 2,380,667.24 | 2,380,667.24 | 2,716,171.76  | 2,801,483.69  |
| 61 | 9/15/2010  | 15,872,876.05  | 4.93 | 74,148.47  | -          | -             | 2,168,113.58 | 2,168,113.58 | 2,125,689.97  | 2,242,662.04  |
| 62 | 10/15/2010 | 13,747,186.08  | 4.93 | 65,237.52  | -          | -             | 2,125,689.97 | 2,125,689.97 | 2,128,345.31  | 2,190,927.49  |
| 63 | 11/15/2010 | 11,618,840.77  | 4.93 | 56,500.93  | -          | -             | 2,128,345.31 | 2,128,345.31 | 2,086,292.01  | 2,184,846.24  |
| 64 | 12/15/2010 | 9,532,548.77   | 4.93 | 47,753.44  | -          | -             | 2,086,292.01 | 2,086,292.01 | 2,090,147.27  | 2,134,045.44  |
| 65 | 1/15/2011  | 7,442,401.49   | 4.93 | 39,178.78  | -          | -             | 2,090,147.27 | 2,090,147.27 | 2,070,121.93  | 2,129,326.05  |
| 66 | 2/15/2011  | 5,372,279.57   | 4.93 | 30,588.27  | -          | -             | 2,070,121.93 | 2,070,121.93 | 1,724,847.43  | 2,100,710.20  |
| 67 | 3/15/2011  | 3,647,432.14   | 4.93 | 22,080.07  | -          | -             | 1,724,847.43 | 1,724,847.43 | 1,778,777.03  | 1,746,927.50  |
| 68 | 4/15/2011  | 1,868,655.10   | 4.93 | 14,990.95  | -          | -             | 1,778,777.03 | 1,778,777.03 | 1,658,678.84  | 1,793,767.98  |
| 69 | 5/15/2011  | 209,876.26     | 4.93 | 7,680.17   | -          | -             | 209,976.26   | 209,976.26   | 210,839.26    | 210,839.26    |
| 70 | 6/15/2011  | -              | 4.93 | 863.00     | -          | -             | -            | -            | -             | -             |











| 55 | 3/15/2010  | 45,000,000.00 | 4.93 | 184,725.00 | - | - | - | - | - | - | - | - | - | - | 184,725.00   |
|----|------------|---------------|------|------------|---|---|---|---|---|---|---|---|---|---|--------------|
| 56 | 4/15/2010  | 45,000,000.00 | 4.93 | 184,725.00 | - | - | - | - | - | - | - | - | - | - | 184,725.00   |
| 57 | 5/15/2010  | 45,000,000.00 | 4.93 | 184,725.00 | - | - | - | - | - | - | - | - | - | - | 184,725.00   |
| 58 | 6/15/2010  | 45,000,000.00 | 4.93 | 184,725.00 | - | - | - | - | - | - | - | - | - | - | 184,725.00   |
| 59 | 7/15/2010  | 45,000,000.00 | 4.93 | 184,725.00 | - | - | - | - | - | - | - | - | - | - | 184,725.00   |
| 60 | 8/15/2010  | 44,660,732.46 | 4.93 | 184,725.00 | - | - | - | - | - | - | - | - | - | - | 523,992.54   |
| 61 | 9/15/2010  | 43,784,000.00 | 4.93 | 183,332.31 | - | - | - | - | - | - | - | - | - | - | 1,060,064.77 |
| 62 | 10/15/2010 | 42,803,000.00 | 4.93 | 179,733.32 | - | - | - | - | - | - | - | - | - | - | 1,160,733.32 |
| 63 | 11/15/2010 | 41,917,000.00 | 4.93 | 175,063.29 | - | - | - | - | - | - | - | - | - | - | 886,000.00   |
| 64 | 12/15/2010 | 40,928,000.00 | 4.93 | 172,069.29 | - | - | - | - | - | - | - | - | - | - | 1,061,706.31 |
| 65 | 1/15/2011  | 40,034,000.00 | 4.93 | 168,009.44 | - | - | - | - | - | - | - | - | - | - | 1,161,069.29 |
| 66 | 2/15/2011  | 39,135,000.00 | 4.93 | 164,339.57 | - | - | - | - | - | - | - | - | - | - | 1,062,009.44 |
| 67 | 3/15/2011  | 37,935,000.00 | 4.93 | 160,649.18 | - | - | - | - | - | - | - | - | - | - | 1,063,339.57 |
| 68 | 4/15/2011  | 37,026,000.00 | 4.93 | 155,723.18 | - | - | - | - | - | - | - | - | - | - | 1,360,649.18 |
| 69 | 5/15/2011  | 36,014,000.00 | 4.93 | 151,991.73 | - | - | - | - | - | - | - | - | - | - | 1,064,723.17 |
| 70 | 6/15/2011  | 33,639,396.63 | 4.93 | 147,837.47 | - | - | - | - | - | - | - | - | - | - | 1,163,991.73 |
| 71 | 7/15/2011  | 30,994,710.58 | 4.93 | 138,089.72 | - | - | - | - | - | - | - | - | - | - | 2,522,440.84 |
| 72 | 8/15/2011  | 28,434,900.27 | 4.93 | 127,233.29 | - | - | - | - | - | - | - | - | - | - | 2,782,775.77 |
| 73 | 9/15/2011  | 25,887,391.34 | 4.93 | 116,725.27 | - | - | - | - | - | - | - | - | - | - | 2,667,043.61 |
| 74 | 10/15/2011 | 23,280,966.10 | 4.93 | 106,267.74 | - | - | - | - | - | - | - | - | - | - | 2,547,508.92 |
| 75 | 11/15/2011 | -             | 4.93 | 95,568.37  | - | - | - | - | - | - | - | - | - | - | 2,712,692.98 |

| Grand Totals | Payment Date | Balance       | Pass Thru Rate | Interest      | Cum. Int. Shortfalls | Chg. Int. Shortfalls | Principal Scheduled Principal | Prepay        | Prin from Liquidation | Losses        | Cum. Net Losses | Total Principal | Total Cashflow |
|--------------|--------------|---------------|----------------|---------------|----------------------|----------------------|-------------------------------|---------------|-----------------------|---------------|-----------------|-----------------|----------------|
|              |              | 93,335,000.00 | 5.06           | 47,487,018.07 | -                    | -                    | 1,558,316.84                  | 60,233,237.31 | 19,120,677.77         | 12,322,768.08 | 12,322,768.08   | 81,012,231.92   | 128,499,250.00 |
| 1            | 9/15/2005    | 93,335,000.00 | 5.06           | 393,173.69    | -                    | -                    | -                             | -             | -                     | -             | -               | -               | 393,173.69     |
| 2            | 10/15/2005   | 93,335,000.00 | 5.06           | 393,173.69    | -                    | -                    | -                             | -             | -                     | -             | -               | -               | 393,173.69     |
| 3            | 11/15/2005   | 93,335,000.00 | 5.06           | 393,173.69    | -                    | -                    | -                             | -             | -                     | -             | -               | -               | 393,173.69     |
| 4            | 12/15/2005   | 93,335,000.00 | 5.06           | 393,173.69    | -                    | -                    | -                             | -             | -                     | -             | -               | -               | 393,173.69     |
| 5            | 1/15/2006    | 93,335,000.00 | 5.06           | 393,173.69    | -                    | -                    | -                             | -             | -                     | -             | -               | -               | 393,173.69     |
| 6            | 2/15/2006    | 93,335,000.00 | 5.06           | 393,173.69    | -                    | -                    | -                             | -             | -                     | -             | -               | -               | 393,173.69     |
| 7            | 3/15/2006    | 93,335,000.00 | 5.06           | 393,173.69    | -                    | -                    | -                             | -             | -                     | -             | -               | -               | 393,173.69     |
| 8            | 4/15/2006    | 93,335,000.00 | 5.06           | 393,173.69    | -                    | -                    | -                             | -             | -                     | -             | -               | -               | 393,173.69     |
| 9            | 5/15/2006    | 93,335,000.00 | 5.06           | 393,173.69    | -                    | -                    | -                             | -             | -                     | -             | -               | -               | 393,173.69     |
| 10           | 6/15/2006    | 93,335,000.00 | 5.06           | 393,173.69    | -                    | -                    | -                             | -             | -                     | -             | -               | -               | 393,173.69     |
| 11           | 7/15/2006    | 93,335,000.00 | 5.06           | 393,173.69    | -                    | -                    | -                             | -             | -                     | -             | -               | -               | 393,173.69     |
| 12           | 8/15/2006    | 93,335,000.00 | 5.06           | 393,173.69    | -                    | -                    | -                             | -             | -                     | -             | -               | -               | 393,173.69     |
| 13           | 9/15/2006    | 93,335,000.00 | 5.06           | 393,173.69    | -                    | -                    | -                             | -             | -                     | -             | -               | -               | 393,173.69     |
| 14           | 10/15/2006   | 93,335,000.00 | 5.06           | 393,173.69    | -                    | -                    | -                             | -             | -                     | -             | -               | -               | 393,173.69     |
| 15           | 11/15/2006   | 93,335,000.00 | 5.06           | 393,173.69    | -                    | -                    | -                             | -             | -                     | -             | -               | -               | 393,173.69     |
| 16           | 12/15/2006   | 93,335,000.00 | 5.06           | 393,173.69    | -                    | -                    | -                             | -             | -                     | -             | -               | -               | 393,173.69     |
| 17           | 1/15/2007    | 93,335,000.00 | 5.06           | 393,173.69    | -                    | -                    | -                             | -             | -                     | -             | -               | -               | 393,173.69     |
| 18           | 2/15/2007    | 93,335,000.00 | 5.06           | 393,173.69    | -                    | -                    | -                             | -             | -                     | -             | -               | -               | 393,173.69     |
| 19           | 3/15/2007    | 93,335,000.00 | 5.06           | 393,173.69    | -                    | -                    | -                             | -             | -                     | -             | -               | -               | 393,173.69     |
| 20           | 4/15/2007    | 93,335,000.00 | 5.06           | 393,173.69    | -                    | -                    | -                             | -             | -                     | -             | -               | -               | 393,173.69     |
| 21           | 5/15/2007    | 93,335,000.00 | 5.06           | 393,173.69    | -                    | -                    | -                             | -             | -                     | -             | -               | -               | 393,173.69     |
| 22           | 6/15/2007    | 93,335,000.00 | 5.06           | 393,173.69    | -                    | -                    | -                             | -             | -                     | -             | -               | -               | 393,173.69     |
| 23           | 7/15/2007    | 93,335,000.00 | 5.06           | 393,173.69    | -                    | -                    | -                             | -             | -                     | -             | -               | -               | 393,173.69     |
| 24           | 8/15/2007    | 93,335,000.00 | 5.06           | 393,173.69    | -                    | -                    | -                             | -             | -                     | -             | -               | -               | 393,173.69     |
| 25           | 9/15/2007    | 93,335,000.00 | 5.06           | 393,173.69    | -                    | -                    | -                             | -             | -                     | -             | -               | -               | 393,173.69     |
| 26           | 10/15/2007   | 93,335,000.00 | 5.06           | 393,173.69    | -                    | -                    | -                             | -             | -                     | -             | -               | -               | 393,173.69     |
| 27           | 11/15/2007   | 93,335,000.00 | 5.06           | 393,173.69    | -                    | -                    | -                             | -             | -                     | -             | -               | -               | 393,173.69     |
| 28           | 12/15/2007   | 93,335,000.00 | 5.06           | 393,173.69    | -                    | -                    | -                             | -             | -                     | -             | -               | -               | 393,173.69     |
| 29           | 1/15/2008    | 93,335,000.00 | 5.06           | 393,173.69    | -                    | -                    | -                             | -             | -                     | -             | -               | -               | 393,173.69     |
| 30           | 2/15/2008    | 93,335,000.00 | 5.06           | 393,173.69    | -                    | -                    | -                             | -             | -                     | -             | -               | -               | 393,173.69     |
| 31           | 3/15/2008    | 93,335,000.00 | 5.06           | 393,173.69    | -                    | -                    | -                             | -             | -                     | -             | -               | -               | 393,173.69     |
| 32           | 4/15/2008    | 93,335,000.00 | 5.06           | 393,173.69    | -                    | -                    | -                             | -             | -                     | -             | -               | -               | 393,173.69     |

CSFBRED-2005C+-V2.3 AJ  
Tranche Cashflow Table(Speeds Start after YMP Inc. Prepay Penalties)  
Current Balance \$93,335,000 Gross WAC 7.24  
Pass-Thru Rate 5.055 Current WAM 333.00  
Accrued Days / D 23 / 14 Settlement 08/24/2005  
Factor Date 08/25/2005  
Prepayments: 100.0% CPR Default: 6.00% CDR Severity: 35.0% Workout: 12 months Interest





|     |            |               |      |            |   |   |   |   |   |               |   |   |   |            |
|-----|------------|---------------|------|------------|---|---|---|---|---|---------------|---|---|---|------------|
| 99  | 11/15/2013 | 93,335,000.00 | 5.06 | 393,173.69 | - | - | - | - | - | 643,633.65    | - | - | - | 393,173.69 |
| 100 | 12/15/2013 | 93,335,000.00 | 5.06 | 393,173.69 | - | - | - | - | - | 1,005,110.87  | - | - | - | 393,173.69 |
| 101 | 1/15/2014  | 93,335,000.00 | 5.06 | 393,173.69 | - | - | - | - | - | 1,648,744.52  | - | - | - | 393,173.69 |
| 102 | 2/15/2014  | 93,335,000.00 | 5.06 | 393,173.69 | - | - | - | - | - | 2,647,081.63  | - | - | - | 393,173.69 |
| 103 | 3/15/2014  | 93,335,000.00 | 5.06 | 393,173.69 | - | - | - | - | - | 3,571,826.80  | - | - | - | 393,173.69 |
| 104 | 4/15/2014  | 93,335,000.00 | 5.06 | 393,173.69 | - | - | - | - | - | 4,488,238.00  | - | - | - | 393,173.69 |
| 105 | 5/15/2014  | 93,335,000.00 | 5.06 | 393,173.69 | - | - | - | - | - | 5,398,322.53  | - | - | - | 393,173.69 |
| 106 | 6/15/2014  | 93,335,000.00 | 5.06 | 393,173.69 | - | - | - | - | - | 6,298,165.96  | - | - | - | 393,173.69 |
| 107 | 7/15/2014  | 93,335,000.00 | 5.06 | 393,173.69 | - | - | - | - | - | 7,187,302.85  | - | - | - | 393,173.69 |
| 108 | 8/15/2014  | 93,335,000.00 | 5.06 | 393,173.69 | - | - | - | - | - | 8,065,245.32  | - | - | - | 393,173.69 |
| 109 | 9/15/2014  | 93,335,000.00 | 5.06 | 393,173.69 | - | - | - | - | - | 8,931,136.47  | - | - | - | 393,173.69 |
| 110 | 10/15/2014 | 93,335,000.00 | 5.06 | 393,173.69 | - | - | - | - | - | 9,767,971.72  | - | - | - | 393,173.69 |
| 111 | 11/15/2014 | 93,335,000.00 | 5.06 | 393,173.69 | - | - | - | - | - | 10,549,610.75 | - | - | - | 393,173.69 |
| 112 | 12/15/2014 | 93,335,000.00 | 5.06 | 393,173.69 | - | - | - | - | - | 11,255,721.27 | - | - | - | 393,173.69 |
| 113 | 1/15/2015  | 93,335,000.00 | 5.06 | 393,173.69 | - | - | - | - | - | 11,857,081.75 | - | - | - | 393,173.69 |
| 114 | 2/15/2015  | 93,335,000.00 | 5.06 | 393,173.69 | - | - | - | - | - | 12,492,002.53 | - | - | - | 393,173.69 |
| 115 | 3/15/2015  | 92,691,366.35 | 5.06 | 393,173.69 | - | - | - | - | - | 13,062,221.18 | - | - | - | 393,173.69 |
| 116 | 4/15/2015  | 91,686,255.48 | 5.06 | 390,462.38 | - | - | - | - | - | 13,614,359.19 | - | - | - | 390,462.38 |
| 117 | 5/15/2015  | 36,570,519.37 | 5.06 | 386,228.35 | - | - | - | - | - | 14,150,315.44 | - | - | - | 386,228.35 |
| 118 | 6/15/2015  | 28,004,350.22 | 5.06 | 154,053.31 | - | - | - | - | - | 14,675,346.37 | - | - | - | 386,228.35 |
| 119 | 7/15/2015  | 25,380,032.81 | 5.06 | 117,968.33 | - | - | - | - | - | 15,186,357.76 | - | - | - | 386,228.35 |
| 120 | 8/15/2015  | 22,781,588.47 | 5.06 | 106,913.39 | - | - | - | - | - | 15,684,371.15 | - | - | - | 386,228.35 |
| 121 | 9/15/2015  | 20,216,321.45 | 5.06 | 95,967.44  | - | - | - | - | - | 16,163,339.81 | - | - | - | 386,228.35 |
| 122 | 10/15/2015 | 17,682,863.08 | 5.06 | 85,161.25  | - | - | - | - | - | 16,623,312.94 | - | - | - | 386,228.35 |
| 123 | 11/15/2015 | 15,187,766.21 | 5.06 | 74,489.06  | - | - | - | - | - | 17,069,337.08 | - | - | - | 386,228.35 |
| 124 | 12/15/2015 | 12,728,963.31 | 5.06 | 63,978.47  | - | - | - | - | - | 17,492,421.55 | - | - | - | 386,228.35 |
| 125 | 1/15/2016  | 10,358,928.95 | 5.06 | 53,620.76  | - | - | - | - | - | 17,898,339.10 | - | - | - | 386,228.35 |
| 126 | 2/15/2016  | 8,146,921.76  | 5.06 | 43,630.57  | - | - | - | - | - | 18,280,449.67 | - | - | - | 386,228.35 |
| 127 | 3/15/2016  | 6,147,614.87  | 5.06 | 34,918.91  | - | - | - | - | - | 18,644,830.58 | - | - | - | 386,228.35 |
| 128 | 4/15/2016  | 4,444,506.38  | 5.06 | 25,899.83  | - | - | - | - | - | 18,995,789.97 | - | - | - | 386,228.35 |
| 129 | 5/15/2016  | 4,084,378.09  | 5.06 | 21,839.99  | - | - | - | - | - | 19,339,221.96 | - | - | - | 386,228.35 |
| 130 | 6/15/2016  | 4,012,672.61  | 5.06 | 17,205.44  | - | - | - | - | - | 19,666,413.40 | - | - | - | 386,228.35 |
| 131 | 7/15/2016  | 3,970,293.18  | 5.06 | 16,903.38  | - | - | - | - | - | 20,000,954.93 | - | - | - | 386,228.35 |
| 132 | 8/15/2016  | 3,928,792.19  | 5.06 | 16,724.86  | - | - | - | - | - | 20,343,650.12 | - | - | - | 386,228.35 |
| 133 | 9/15/2016  | 3,887,511.90  | 5.06 | 16,550.04  | - | - | - | - | - | 20,686,709.16 | - | - | - | 386,228.35 |
| 134 | 10/15/2016 | 3,845,814.51  | 5.06 | 16,200.14  | - | - | - | - | - | 21,029,529.30 | - | - | - | 386,228.35 |
| 135 | 11/15/2016 | 3,804,722.22  | 5.06 | 16,020.49  | - | - | - | - | - | 21,371,678.79 | - | - | - | 386,228.35 |
| 136 | 12/15/2016 | 3,763,723.72  | 5.06 | 16,028.45  | - | - | - | - | - | 21,713,507.24 | - | - | - | 386,228.35 |
| 137 | 1/15/2017  | 3,723,314.93  | 5.06 | 15,854.69  | - | - | - | - | - | 22,054,691.93 | - | - | - | 386,228.35 |
| 138 | 2/15/2017  | 3,683,121.19  | 5.06 | 15,684.73  | - | - | - | - | - | 22,394,576.66 | - | - | - | 386,228.35 |
| 139 | 3/15/2017  | 3,641,329.08  | 5.06 | 15,515.15  | - | - | - | - | - | 22,733,061.81 | - | - | - | 386,228.35 |
| 140 | 4/15/2017  | 3,601,562.22  | 5.06 | 15,339.10  | - | - | - | - | - | 23,070,046.91 | - | - | - | 386,228.35 |
| 141 | 5/15/2017  | 3,561,415.98  | 5.06 | 15,171.58  | - | - | - | - | - | 23,405,632.49 | - | - | - | 386,228.35 |
| 142 | 6/15/2017  | 3,522,071.53  | 5.06 | 15,002.46  | - | - | - | - | - | 23,739,719.95 | - | - | - | 386,228.35 |
| 143 | 7/15/2017  | 3,482,358.18  | 5.06 | 14,836.73  | - | - | - | - | - | 24,072,408.48 | - | - | - | 386,228.35 |
| 144 | 8/15/2017  | 3,443,431.80  | 5.06 | 14,669.43  | - | - | - | - | - | 24,404,699.91 | - | - | - | 386,228.35 |
| 145 | 9/15/2017  | 3,404,712.81  | 5.06 | 14,505.46  | - | - | - | - | - | 24,735,592.32 | - | - | - | 386,228.35 |
| 146 | 10/15/2017 | 3,365,640.39  | 5.06 | 14,342.35  | - | - | - | - | - | 25,064,984.67 | - | - | - | 386,228.35 |
| 147 | 11/15/2017 | 3,327,333.03  | 5.06 | 14,177.76  | - | - | - | - | - | 25,392,976.94 | - | - | - | 386,228.35 |
| 148 | 12/15/2017 | 3,288,662.43  | 5.06 | 14,015.39  | - | - | - | - | - | 25,719,569.13 | - | - | - | 386,228.35 |
| 149 | 1/15/2018  | 3,250,782.45  | 5.06 | 13,853.57  | - | - | - | - | - | 26,044,761.70 | - | - | - | 386,228.35 |
| 150 | 2/15/2018  | 3,213,084.57  | 5.06 | 13,693.92  | - | - | - | - | - | 26,368,553.62 | - | - | - | 386,228.35 |
| 151 | 3/15/2018  | 3,173,999.99  | 5.06 | 13,535.12  | - | - | - | - | - | 26,691,948.54 | - | - | - | 386,228.35 |
| 152 | 4/15/2018  | 3,136,703.24  | 5.06 | 13,370.47  | - | - | - | - | - | 27,013,948.01 | - | - | - | 386,228.35 |
| 153 | 5/15/2018  | 3,099,088.39  | 5.06 | 13,213.36  | - | - | - | - | - | 27,334,561.37 | - | - | - | 386,228.35 |
| 154 | 6/15/2018  | 3,062,168.61  | 5.06 | 13,058.61  | - | - | - | - | - | 27,653,700.04 | - | - | - | 386,228.35 |
| 155 | 7/15/2018  | 3,024,990.54  | 5.06 | 12,899.47  | - | - | - | - | - | 27,971,389.51 | - | - | - | 386,228.35 |
| 156 | 8/15/2018  | 2,988,473.64  | 5.06 | 12,745.73  | - | - | - | - | - | 28,288,483.24 | - | - | - | 386,228.35 |
| 157 | 9/15/2018  | 2,952,161.64  | 5.06 | 12,589.95  | - | - | - | - | - | 28,603,383.19 | - | - | - | 386,228.35 |
| 158 | 10/15/2018 | 2,915,555.85  | 5.06 | 12,432.78  | - | - | - | - | - | 28,916,336.14 | - | - | - | 386,228.35 |
| 159 | 11/15/2018 | 2,879,630.68  | 5.06 | 12,281.78  | - | - | - | - | - | 29,227,352.92 | - | - | - | 386,228.35 |
| 160 | 12/15/2018 | 2,843,421.26  | 5.06 | 12,130.44  | - | - | - | - | - | 29,536,464.36 | - | - | - | 386,228.35 |
| 161 | 1/15/2019  | 2,807,878.92  | 5.06 | 11,977.91  | - | - | - | - | - | 29,843,632.27 | - | - | - | 386,228.35 |
| 162 | 2/15/2019  | 2,772,526.50  | 5.06 | 11,828.19  | - | - | - | - | - | 30,148,858.46 | - | - | - | 386,228.35 |
| 163 | 3/15/2019  | 2,735,985.78  | 5.06 | 11,679.27  | - | - | - | - | - | 30,452,143.73 | - | - | - | 386,228.35 |
| 164 | 4/15/2019  | 2,701,010.29  | 5.06 | 11,525.34  | - | - | - | - | - | 30,753,479.07 | - | - | - | 386,228.35 |

| 165 | 5/15/2019  | 2,665,774.12 | 5.06 | 11,378.01 | - | - | 21,344.84 | 5,307.46 | 12,223,202.50 | 29,928.71    | 41,306.71    |
|-----|------------|--------------|------|-----------|---|---|-----------|----------|---------------|--------------|--------------|
| 166 | 6/15/2019  | 2,631,171.68 | 5.06 | 11,229.57 | - | - | 20,892.33 | 5,243.62 | 12,228,446.32 | 29,358.62    | 40,586.20    |
| 167 | 7/15/2019  | 2,596,317.76 | 5.06 | 11,083.81 | - | - | 21,321.78 | 5,181.38 | 12,233,627.70 | 29,672.55    | 40,756.36    |
| 168 | 8/15/2019  | 2,562,084.52 | 5.06 | 10,936.99 | - | - | 20,890.34 | 5,118.42 | 12,238,746.12 | 29,114.82    | 40,051.81    |
| 169 | 9/15/2019  | 2,528,034.45 | 5.06 | 10,792.78 | - | - | 20,873.23 | 5,056.65 | 12,243,802.77 | 28,993.42    | 39,786.20    |
| 170 | 10/15/2019 | 2,493,746.46 | 5.06 | 10,649.35 | - | - | 21,286.27 | 4,995.21 | 12,248,797.98 | 29,292.77    | 39,942.12    |
| 171 | 11/15/2019 | 2,460,059.90 | 5.06 | 10,504.91 | - | - | 20,861.19 | 4,933.27 | 12,253,731.25 | 28,753.29    | 39,256.20    |
| 172 | 12/15/2019 | 1,981,052.99 | 5.06 | 10,363.00 | - | - | 21,263.41 | 4,872.48 | 12,258,603.74 | 474,134.42   | 484,497.43   |
| 173 | 1/15/2020  | 1,948,973.11 | 5.06 | 8,345.19  | - | - | 19,602.19 | 4,811.22 | 12,263,414.95 | 27,268.67    | 35,613.85    |
| 174 | 2/15/2020  | 1,917,078.51 | 5.06 | 8,210.05  | - | - | 19,588.31 | 4,751.08 | 12,268,166.03 | 27,143.53    | 35,353.58    |
| 175 | 3/15/2020  | 1,884,737.05 | 5.06 | 8,075.69  | - | - | 20,205.65 | 4,691.26 | 12,272,857.29 | 27,650.20    | 35,725.89    |
| 176 | 4/15/2020  | 125,727.84   | 5.06 | 7,939.45  | - | - | 19,563.68 | 4,593.09 | 12,277,450.38 | 1,754,416.11 | 1,762,355.57 |
| 177 | 5/15/2020  | 113,433.09   | 5.06 | 529.63    | - | - | 501.22    | 4,485.00 | 12,281,935.38 | 7,809.75     | 8,339.38     |
| 178 | 6/15/2020  | 101,432.26   | 5.06 | 477.84    | - | - | 377.02    | 4,376.76 | 12,286,312.15 | 7,624.07     | 8,101.91     |
| 179 | 7/15/2020  | 89,688.88    | 5.06 | 427.28    | - | - | 286.42    | 4,269.85 | 12,290,582.00 | 7,473.52     | 7,900.80     |
| 180 | 8/15/2020  | 78,268.50    | 5.06 | 377.81    | - | - | 238.89    | 4,055.24 | 12,294,637.24 | 7,365.14     | 7,742.95     |
| 181 | 9/15/2020  | 66,972.11    | 5.06 | 329.71    | - | - | 206.18    | 4,023.30 | 12,298,660.54 | 7,273.09     | 7,602.80     |
| 182 | 10/15/2020 | 55,790.05    | 5.06 | 282.12    | - | - | 182.65    | 3,991.52 | 12,302,652.06 | 7,190.53     | 7,472.65     |
| 183 | 11/15/2020 | 44,742.55    | 5.06 | 235.02    | - | - | 140.28    | 3,959.24 | 12,306,611.30 | 7,088.26     | 7,323.28     |
| 184 | 12/15/2020 | 33,812.52    | 5.06 | 188.48    | - | - | 112.69    | 3,927.79 | 12,310,539.09 | 7,002.24     | 7,190.72     |
| 185 | 1/15/2021  | 25,213.27    | 5.06 | 142.44    | - | - | 80.51     | 3,094.65 | 12,314,633.74 | 5,504.60     | 5,647.03     |
| 186 | 2/15/2021  | 16,711.51    | 5.06 | 106.21    | - | - | 53.81     | 3,059.87 | 12,318,703.61 | 5,431.89     | 5,538.10     |
| 187 | 3/15/2021  | 8,302.85     | 5.06 | 70.40     | - | - | 31.14     | 3,046.22 | 12,319,748.83 | 5,363.44     | 5,433.83     |
| 188 | 4/15/2021  | -            | -    | 34.98     | - | - | -         | 3,019.24 | 12,322,768.08 | 5,283.61     | 5,318.59     |

| 1  | 9/15/2005  | 23,334,000.00 | 5.16 | 10,433,880.55 | - | - | - | 23,334,000.00 | 23,334,000.00 | - | 10,433,880.55 |
|----|------------|---------------|------|---------------|---|---|---|---------------|---------------|---|---------------|
| 2  | 10/15/2005 | 23,334,000.00 | 5.16 | 100,413.98    | - | - | - | -             | -             | - | 100,413.98    |
| 3  | 11/15/2005 | 23,334,000.00 | 5.16 | 100,413.98    | - | - | - | -             | -             | - | 100,413.98    |
| 4  | 12/15/2005 | 23,334,000.00 | 5.16 | 100,413.98    | - | - | - | -             | -             | - | 100,413.98    |
| 5  | 1/15/2006  | 23,334,000.00 | 5.16 | 100,413.98    | - | - | - | -             | -             | - | 100,413.98    |
| 6  | 2/15/2006  | 23,334,000.00 | 5.16 | 100,413.98    | - | - | - | -             | -             | - | 100,413.98    |
| 7  | 3/15/2006  | 23,334,000.00 | 5.16 | 100,413.98    | - | - | - | -             | -             | - | 100,413.98    |
| 8  | 4/15/2006  | 23,334,000.00 | 5.16 | 100,413.98    | - | - | - | -             | -             | - | 100,413.98    |
| 9  | 5/15/2006  | 23,334,000.00 | 5.16 | 100,413.98    | - | - | - | -             | -             | - | 100,413.98    |
| 10 | 6/15/2006  | 23,334,000.00 | 5.16 | 100,413.98    | - | - | - | -             | -             | - | 100,413.98    |
| 11 | 7/15/2006  | 23,334,000.00 | 5.16 | 100,413.98    | - | - | - | -             | -             | - | 100,413.98    |
| 12 | 8/15/2006  | 23,334,000.00 | 5.16 | 100,413.98    | - | - | - | -             | -             | - | 100,413.98    |
| 13 | 9/15/2006  | 23,334,000.00 | 5.16 | 100,413.98    | - | - | - | -             | -             | - | 100,413.98    |
| 14 | 10/15/2006 | 23,334,000.00 | 5.16 | 100,413.98    | - | - | - | -             | -             | - | 100,413.98    |
| 15 | 11/15/2006 | 23,334,000.00 | 5.16 | 100,413.98    | - | - | - | -             | -             | - | 100,413.98    |
| 16 | 12/15/2006 | 23,334,000.00 | 5.16 | 100,413.98    | - | - | - | -             | -             | - | 100,413.98    |
| 17 | 1/15/2007  | 23,334,000.00 | 5.16 | 100,413.98    | - | - | - | -             | -             | - | 100,413.98    |
| 18 | 2/15/2007  | 23,334,000.00 | 5.16 | 100,413.98    | - | - | - | -             | -             | - | 100,413.98    |
| 19 | 3/15/2007  | 23,334,000.00 | 5.16 | 100,413.98    | - | - | - | -             | -             | - | 100,413.98    |
| 20 | 4/15/2007  | 23,334,000.00 | 5.16 | 100,413.98    | - | - | - | -             | -             | - | 100,413.98    |
| 21 | 5/15/2007  | 23,334,000.00 | 5.16 | 100,413.98    | - | - | - | -             | -             | - | 100,413.98    |
| 22 | 6/15/2007  | 23,334,000.00 | 5.16 | 100,413.98    | - | - | - | -             | -             | - | 100,413.98    |
| 23 | 7/15/2007  | 23,334,000.00 | 5.16 | 100,413.98    | - | - | - | -             | -             | - | 100,413.98    |
| 24 | 8/15/2007  | 23,334,000.00 | 5.16 | 100,413.98    | - | - | - | -             | -             | - | 100,413.98    |
| 25 | 9/15/2007  | 23,334,000.00 | 5.16 | 100,413.98    | - | - | - | -             | -             | - | 100,413.98    |
| 26 | 10/15/2007 | 23,334,000.00 | 5.16 | 100,413.98    | - | - | - | -             | -             | - | 100,413.98    |
| 27 | 11/15/2007 | 23,334,000.00 | 5.16 | 100,413.98    | - | - | - | -             | -             | - | 100,413.98    |
| 28 | 12/15/2007 | 23,334,000.00 | 5.16 | 100,413.98    | - | - | - | -             | -             | - | 100,413.98    |

CSFBRED-2005C4-V2-3 B  
Tranche Cashflow Table(Speeds Start after YMP Inc. Prepay Penalties)  
Current Balance \$23,334,000 Gross WAC 7.24  
Pass-Thru Rate 5.164 Current WAM Settlement 08/24/2005  
Accrued Days / D 23 / 14 Factor Date 08/25/2005  
Prepayments: 100.0% CPR Default: 6.00% CDR Severity: 35.0% Workout: 12 months Interest



|     |            |               |      |           |   |   |   |   |              |               |   |           |
|-----|------------|---------------|------|-----------|---|---|---|---|--------------|---------------|---|-----------|
| 95  | 7/15/2013  | 20,956,979.09 | 5.16 | 95,203.42 | - | - | - | - | 1,164,201.21 | 2,375,020.91  | - | 95,203.42 |
| 96  | 8/15/2013  | 19,808,827.78 | 5.16 | 90,193.47 | - | - | - | - | 1,150,151.32 | 3,525,172.22  | - | 90,193.47 |
| 97  | 9/15/2013  | 18,666,203.13 | 5.16 | 85,243.99 | - | - | - | - | 1,142,624.65 | 4,667,796.87  | - | 85,243.99 |
| 98  | 10/15/2013 | 17,531,065.66 | 5.16 | 80,326.89 | - | - | - | - | 1,135,137.47 | 5,802,934.34  | - | 80,326.89 |
| 99  | 11/15/2013 | 16,403,534.60 | 5.16 | 75,442.02 | - | - | - | - | 1,127,531.06 | 6,930,465.40  | - | 75,442.02 |
| 100 | 12/15/2013 | 15,283,412.30 | 5.16 | 70,589.88 | - | - | - | - | 1,120,122.30 | 8,050,587.70  | - | 70,589.88 |
| 101 | 1/15/2014  | 14,170,816.26 | 5.16 | 65,769.62 | - | - | - | - | 1,112,596.04 | 9,163,183.74  | - | 65,769.62 |
| 102 | 2/15/2014  | 13,065,551.36 | 5.16 | 60,981.75 | - | - | - | - | 1,105,264.90 | 10,268,448.64 | - | 60,981.75 |
| 103 | 3/15/2014  | 11,967,579.13 | 5.16 | 56,225.42 | - | - | - | - | 1,097,972.23 | 11,366,420.87 | - | 56,225.42 |
| 104 | 4/15/2014  | 10,877,320.98 | 5.16 | 51,500.48 | - | - | - | - | 1,090,258.15 | 12,456,679.02 | - | 51,500.48 |
| 105 | 5/15/2014  | 9,794,276.94  | 5.16 | 46,808.74 | - | - | - | - | 1,083,042.04 | 13,539,721.06 | - | 46,808.74 |
| 106 | 6/15/2014  | 8,718,566.23  | 5.16 | 42,148.05 | - | - | - | - | 1,075,712.71 | 14,615,433.77 | - | 42,148.05 |
| 107 | 7/15/2014  | 7,649,993.99  | 5.16 | 37,518.90 | - | - | - | - | 1,068,572.24 | 15,684,006.01 | - | 37,518.90 |
| 108 | 8/15/2014  | 6,588,673.79  | 5.16 | 32,920.47 | - | - | - | - | 1,061,320.20 | 16,745,326.21 | - | 32,920.47 |
| 109 | 9/15/2014  | 5,534,419.20  | 5.16 | 28,353.26 | - | - | - | - | 1,054,254.59 | 17,799,580.80 | - | 28,353.26 |
| 110 | 10/15/2014 | 4,487,193.13  | 5.16 | 23,816.45 | - | - | - | - | 1,047,226.08 | 18,846,806.87 | - | 23,816.45 |
| 111 | 11/15/2014 | 3,447,104.66  | 5.16 | 19,309.89 | - | - | - | - | 1,040,088.46 | 19,886,895.34 | - | 19,309.89 |
| 112 | 12/15/2014 | 2,413,971.01  | 5.16 | 14,834.04 | - | - | - | - | 1,033,133.65 | 20,920,028.99 | - | 14,834.04 |
| 113 | 1/15/2015  | 1,387,899.65  | 5.16 | 10,388.12 | - | - | - | - | 1,026,071.36 | 21,946,100.35 | - | 10,388.12 |
| 114 | 2/15/2015  | 368,710.15    | 5.16 | 5,972.59  | - | - | - | - | 1,019,189.50 | 22,965,289.85 | - | 5,972.59  |
| 115 | 3/15/2015  | -             | 5.16 | 1,586.68  | - | - | - | - | 368,710.15   | 23,334,000.00 | - | 1,586.68  |







|    |           |              |      |           |   |   |   |              |               |   |           |
|----|-----------|--------------|------|-----------|---|---|---|--------------|---------------|---|-----------|
| 81 | 5/15/2012 | 2,533,378.96 | 5.28 | 17,409.55 | - | - | - | 1,421,089.71 | 20,800,621.04 | - | 17,409.55 |
| 82 | 6/15/2012 | 1,121,511.01 | 5.28 | 11,153.20 | - | - | - | 1,411,867.95 | 22,212,488.99 | - | 11,153.20 |
| 83 | 7/15/2012 | -            | 5.28 | 4,937.45  | - | - | - | 1,121,511.01 | 23,334,000.00 | - | 4,937.45  |





|     |    |      |                                  |      |      |              |              |              |              |              |
|-----|----|------|----------------------------------|------|------|--------------|--------------|--------------|--------------|--------------|
| 65  | OH | 65   | Cedar-Powell Plaza               | 5.20 | 5.15 | 6.703,577.22 | 4,560,366.55 | 4,560,366.55 | 3,794,588.40 | 2,143,210.67 |
| 66  | TX | 5.65 | 66 Fairport Green Center         | 5.65 | 5.63 | 6,975,711.08 | 4,560,777.47 | 4,560,777.47 | 3,845,374.50 | 2,356,933.61 |
| 67  | OK | 5.30 | 67 Serenity Mobile Home Park     | 5.30 | 5.28 | 6,675,026.46 | 4,490,411.74 | 4,490,411.74 | 3,743,307.02 | 2,184,614.72 |
| 68  | OH | 5.00 | 68 Cedar-Pickering Plaza Sho     | 5.00 | 4.95 | 6,480,063.08 | 4,445,271.16 | 4,445,271.16 | 3,667,254.67 | 2,034,791.92 |
| 69  | ID | 5.54 | 69 Laurel Park Apartments        | 5.54 | 5.52 | 6,446,023.63 | 4,426,023.63 | 4,426,023.63 | 3,716,752.07 | 2,258,780.03 |
| 70  | CA | 5.13 | 70 Walgreens Riverside           | 5.13 | 5.13 | 6,610,367.39 | 4,400,000.00 | 4,400,000.00 | 4,074,812.61 | 2,210,367.39 |
| 71  | TX | 5.18 | 71 Astoria Apartments            | 5.18 | 5.84 | 6,522,937.40 | 4,253,802.21 | 4,253,802.21 | 3,613,157.43 | 2,269,135.19 |
| 72  | CA | 5.37 | 72 Embers Apartments             | 5.37 | 5.35 | 6,331,218.53 | 4,200,000.00 | 4,200,000.00 | 3,667,917.76 | 2,151,218.53 |
| 73  | UT | 5.40 | 73 Olympus Hills Shopping Center | 5.40 | 5.35 | 6,133,611.99 | 4,185,434.96 | 4,185,434.96 | 83,207.90    | 1,948,177.03 |
| 74  | DE | 5.25 | 74 Lancaster Court Apartments    | 5.25 | 5.23 | 6,149,997.02 | 4,151,041.75 | 4,151,041.75 | 3,465,046.17 | 1,998,955.27 |
| 75  | TX | 5.41 | 75 Riverchase Plaza              | 5.41 | 5.32 | 6,176,053.43 | 4,100,000.00 | 4,100,000.00 | 3,542,609.38 | 2,076,053.43 |
| 76  | TX | 5.52 | 76 American Beauty Mill Apartme  | 5.52 | 5.50 | 6,097,296.34 | 4,000,000.00 | 4,000,000.00 | 3,579,787.92 | 2,097,296.34 |
| 77  | WA | 5.19 | 77 Elliott Court                 | 5.19 | 5.17 | 5,911,689.02 | 3,995,936.94 | 3,995,936.94 | 3,316,556.23 | 1,915,752.08 |
| 78  | GA | 5.73 | 78 Hiram Walk                    | 5.73 | 5.73 | 6,113,291.76 | 3,992,265.73 | 3,992,265.73 | 3,373,558.13 | 2,121,026.03 |
| 79  | PA | 5.79 | 79 Holiday Inn Express - Lake C  | 5.79 | 6.25 | 6,068,938.36 | 3,976,114.84 | 3,976,114.84 | 2,665,411.78 | 2,092,823.52 |
| 80  | LA | 5.24 | 80 Wimbledon Court Apartments    | 5.24 | 5.19 | 5,846,555.56 | 3,946,035.69 | 3,946,035.69 | 3,280,289.67 | 1,900,519.87 |
| 81  | MS | 5.45 | 81 Fountain Corner               | 5.45 | 5.55 | 5,960,198.23 | 3,900,000.00 | 3,900,000.00 | 3,428,223.76 | 2,060,198.23 |
| 82  | NV | 5.47 | 82 Alta Vista MHP                | 5.47 | 5.43 | 5,733,428.93 | 3,860,677.19 | 3,860,677.19 | 3,243,687.11 | 1,872,751.74 |
| 83  | WA | 5.24 | 83 Meridian Glen                 | 5.24 | 5.19 | 5,711,690.29 | 3,800,000.00 | 3,800,000.00 | 3,387,243.66 | 1,911,690.29 |
| 84  | TX | 5.74 | 84 Stening Pointe                | 5.74 | 5.72 | 5,759,722.82 | 3,785,200.84 | 3,785,200.84 | 3,203,993.72 | 1,974,521.98 |
| 85  | MD | 5.31 | 85 Westview Corporate Center I   | 5.31 | 5.29 | 5,621,005.67 | 3,760,000.00 | 3,760,000.00 | 3,268,823.70 | 1,861,005.67 |
| 86  | UT | 5.34 | 86 Wasatch View Estates MHP      | 5.34 | 5.28 | 4,678,118.75 | 3,742,077.46 | 3,742,077.46 | 3,480,802.81 | 936,041.29   |
| 87  | MO | 5.48 | 87 Northeast View Apartments     | 5.48 | 5.46 | 5,636,159.15 | 3,736,460.24 | 3,736,460.24 | 3,129,242.60 | 1,899,698.91 |
| 88  | TX | 5.80 | 88 Holiday Inn Express Plano     | 5.80 | 5.72 | 5,601,934.09 | 3,695,090.58 | 3,695,090.58 | 2,855,541.52 | 1,906,843.51 |
| 89  | CA | 5.36 | 89 Apollo Office                 | 5.36 | 5.31 | 5,430,091.04 | 3,688,751.20 | 3,688,751.20 | 2,811,809.58 | 1,741,339.84 |
| 90  | NV | 5.68 | 90 Fairview MHP                  | 5.68 | 5.57 | 5,501,878.98 | 3,639,516.05 | 3,639,516.05 | 3,072,692.97 | 1,862,362.93 |
| 91  | ND | 5.32 | 91 The Crystal Building          | 5.32 | 5.30 | 4,416,528.94 | 3,520,000.00 | 3,520,000.00 | 3,336,966.63 | 896,526.94   |
| 92  | AZ | 5.49 | 92 Deserama MHP                  | 5.49 | 5.47 | 5,320,941.20 | 3,500,000.00 | 3,500,000.00 | 3,070,808.74 | 1,820,941.20 |
| 93  | WA | 5.38 | 93 East Lake Sammamish - Pad 5   | 5.38 | 5.33 | 5,239,571.09 | 3,496,604.82 | 3,496,604.82 | 2,919,378.41 | 1,732,966.27 |
| 94  | CA | 5.38 | 94 Roseville Rite Aid            | 5.38 | 5.36 | 5,206,531.19 | 3,483,936.76 | 3,483,936.76 | 2,911,444.72 | 1,722,594.43 |
| 95  | TX | 5.11 | 95 Panther Springs Apartments    | 5.11 | 5.06 | 5,141,584.34 | 3,475,000.00 | 3,475,000.00 | 3,020,944.54 | 1,666,584.34 |
| 96  | MD | 5.49 | 96 Riggs Office Building         | 5.49 | 5.44 | 5,098,805.87 | 3,475,000.00 | 3,475,000.00 | 2,824,027.40 | 1,723,805.87 |
| 97  | VA | 5.20 | 97 Coyner Park Shops             | 5.20 | 5.18 | 5,000,987.06 | 3,360,000.00 | 3,360,000.00 | 2,859,256.10 | 1,640,987.06 |
| 98  | SC | 5.77 | 98 Conway Plantation MHP         | 5.77 | 5.69 | 4,993,677.27 | 3,287,232.06 | 3,287,232.06 | 2,784,912.38 | 1,706,445.21 |
| 99  | TX | 5.34 | 99 Willow Commons                | 5.34 | 5.31 | 4,813,027.00 | 3,274,572.45 | 3,274,572.45 | 2,748,025.39 | 1,538,454.55 |
| 100 | IL | 5.41 | 100 Fox Bend Apartments          | 5.41 | 5.35 | 4,861,415.19 | 3,200,000.00 | 3,200,000.00 | 2,862,492.79 | 1,661,415.19 |
| 101 | CA | 5.52 | 101 PCH Office Building          | 5.52 | 5.50 | 4,799,011.43 | 3,190,468.38 | 3,190,468.38 | 2,680,779.58 | 1,608,543.05 |
| 102 | OH | 5.41 | 102 MacArthur Park Apartments    | 5.41 | 5.35 | 4,674,685.51 | 3,100,000.00 | 3,100,000.00 | 2,710,078.00 | 1,574,685.51 |
| 103 | CA | 5.74 | 103 Nazareth Square              | 5.74 | 5.72 | 4,678,898.73 | 3,066,288.33 | 3,066,288.33 | 2,593,316.64 | 1,612,610.40 |
| 104 | WI | 5.12 | 104 Walgreens Milwaukee          | 5.12 | 5.10 | 4,412,789.59 | 2,996,901.29 | 2,996,901.29 | 2,481,873.73 | 1,415,888.30 |
| 105 | TX | 5.35 | 105 4141 North Bell              | 5.35 | 5.33 | 4,407,851.72 | 2,990,864.09 | 2,990,864.09 | 2,279,044.54 | 1,416,987.63 |
| 106 | OH | 5.16 | 106 Cedar-Centerville Plaza      | 5.16 | 5.10 | 4,380,968.78 | 2,990,298.52 | 2,990,298.52 | 2,484,299.17 | 1,390,690.26 |
| 107 | MI | 5.63 | 107 West Ridge Outlet            | 5.63 | 5.61 | 4,538,362.86 | 2,988,033.68 | 2,988,033.68 | 2,510,570.02 | 1,550,329.18 |
| 108 | OH | 5.20 | 108 Windsor Place Apartments     | 5.20 | 5.16 | 4,228,051.24 | 2,920,010.44 | 2,920,010.44 | 2,445,847.20 | 1,308,040.80 |
| 109 | FL | 5.28 | 109 Walgreens Palm Bay           | 5.28 | 5.26 | 4,227,358.03 | 2,847,167.20 | 2,847,167.20 | 2,374,772.45 | 1,380,190.83 |
| 110 | FL | 5.62 | 110 Sunset Trace Apartments      | 5.62 | 5.57 | 4,279,666.42 | 2,810,000.00 | 2,810,000.00 | 2,418,414.09 | 1,469,666.42 |
| 111 | GA | 5.75 | 111 Shops of Mansell             | 5.75 | 5.73 | 4,279,304.09 | 2,794,596.00 | 2,794,596.00 | 2,361,490.20 | 1,484,718.09 |
| 112 | AZ | 5.48 | 112 Pioneer Storage Solutions    | 5.48 | 5.43 | 3,507,465.31 | 2,789,269.33 | 2,789,269.33 | 2,599,483.83 | 718,195.98   |
| 113 | IL | 5.95 | 113 1575 South Randall Road      | 5.95 | 5.92 | 4,146,260.80 | 2,689,959.53 | 2,689,959.53 | 2,280,726.91 | 1,456,301.27 |
| 114 | OH | 5.50 | 114 Walgreens Lima               | 5.50 | 5.48 | 3,983,766.57 | 2,644,589.97 | 2,644,589.97 | 2,218,112.53 | 1,339,116.60 |
| 115 | FL | 5.50 | 115 Galvin Plaza                 | 5.50 | 5.48 | 3,818,162.89 | 2,613,386.09 | 2,613,386.09 | 2,023,320.36 | 1,204,776.90 |
| 116 | ID | 5.59 | 116 CW Moore Apartments          | 5.59 | 5.57 | 3,666,550.72 | 2,600,000.00 | 2,600,000.00 | 2,419,032.19 | 966,550.72   |
| 117 | KY | 5.36 | 117 Seven Oaks Apartments        | 5.36 | 5.34 | 3,812,646.83 | 2,554,614.55 | 2,554,614.55 | 2,133,523.18 | 1,258,032.28 |
| 118 | OH | 5.19 | 118 Cedar-Lodi Plaza             | 5.19 | 5.14 | 3,711,938.81 | 2,526,873.79 | 2,526,873.79 | 2,101,906.81 | 1,185,065.02 |
| 119 | VA | 5.68 | 119 Timbrook Square              | 5.68 | 5.66 | 3,738,982.12 | 2,523,363.37 | 2,523,363.37 | 1,965,640.71 | 1,215,618.75 |
| 120 | MI | 5.15 | 120 Palera Plaza                 | 5.15 | 5.13 | 3,550,315.07 | 2,400,000.00 | 2,400,000.00 | 1,986,953.77 | 1,150,315.07 |
| 121 | NY | 5.20 | 121 Cedar-Oswego Staples Store   | 5.20 | 5.25 | 3,427,720.20 | 2,397,475.26 | 2,397,475.26 | 2,001,056.96 | 1,150,244.94 |
| 122 | OH | 5.30 | 122 Cedar-Ontario                | 5.30 | 5.15 | 3,428,715.04 | 2,332,515.36 | 2,332,515.36 | 1,940,839.15 | 1,096,199.68 |
| 123 | OH | 5.19 | 123 Cedar-Shelby Plaza           | 5.19 | 5.14 | 3,426,405.35 | 2,332,498.90 | 2,332,498.90 | 1,940,222.86 | 1,083,906.45 |
| 124 | NY | 5.20 | 124 Rock Oak MHP                 | 5.20 | 5.18 | 3,359,340.35 | 2,275,038.05 | 2,275,038.05 | 1,880,641.45 | 1,084,302.30 |
| 125 | OH | 5.20 | 125 Cedar - Dover Plaza          | 5.20 | 5.15 | 3,333,472.86 | 2,267,723.25 | 2,267,723.25 | 1,866,926.63 | 1,065,749.61 |
| 126 | ID | 5.54 | 126 Raymond Street Apartments    | 5.54 | 5.52 | 3,350,691.73 | 2,218,500.67 | 2,218,500.67 | 1,862,964.75 | 1,132,191.06 |
| 127 | TN | 5.50 | 127 Lovell Pointe                | 5.50 | 5.48 | 3,282,086.77 | 2,172,951.63 | 2,172,951.63 | 1,820,934.31 | 1,109,195.14 |
| 128 | OH | 5.26 | 128 Wauchula Square              | 5.26 | 5.24 | 3,081,263.23 | 2,093,508.29 | 2,093,508.29 | 1,579,236.20 | 987,754.94   |
| 129 | OH | 5.19 | 129 Clyde Plaza                  | 5.19 | 5.14 | 3,045,693.56 | 2,073,332.35 | 2,073,332.35 | 1,724,642.20 | 972,361.21   |
| 130 | TX | 6.00 | 130 Gateway Apartments           | 6.00 | 5.98 | 3,101,061.31 | 2,017,515.98 | 2,017,515.98 | 1,608,471.93 | 1,083,545.33 |
| 131 | GA | 5.51 | 131 1009-1039 Marietta Street    | 5.51 | 5.49 | 3,044,529.96 | 2,000,000.00 | 2,000,000.00 | 1,755,579.13 | 1,044,529.96 |
| 132 | CA | 5.45 | 132 Starbucks-Horsham            | 5.45 | 5.43 | 3,007,958.62 | 1,998,092.99 | 1,998,092.99 | 1,671,842.54 | 1,009,865.63 |
| 133 | PA | 5.46 | 133 Highland MHP                 | 5.46 | 5.35 | 2,491,103.84 | 1,993,961.73 | 1,993,961.73 | 1,859,922.27 | 487,141.91   |
| 134 | CO | 5.27 | 134 Cypress Retail Center        | 5.27 |      | 2,937,837.89 | 1,950,000.00 | 1,950,000.00 | 1,739,684.25 | 987,837.89   |

|     |                               |    |   |     |              |      |      |              |              |              |              |              |
|-----|-------------------------------|----|---|-----|--------------|------|------|--------------|--------------|--------------|--------------|--------------|
| 135 | Cramer Woods Apartments       | NY | 2 | 135 | 1,944,601.68 | 5.84 | 5.82 | 2,894,821.73 | 1,944,601.68 | 1,944,601.68 | 1,645,994.50 | 1,050,220.05 |
| 136 | Pflugerville Office Park      | TX | 1 | 136 | 1,880,967.37 | 5.79 | 5.77 | 2,887,413.48 | 1,880,967.37 | 1,880,967.37 | 1,569,791.96 | 1,006,446.11 |
| 137 | Shore Mobile Acres MHP        | NJ | 1 | 137 | 1,873,216.59 | 5.46 | 5.44 | 2,829,170.87 | 1,873,216.59 | 1,873,216.59 | 1,564,370.90 | 955,954.28   |
| 138 | St. Cloud Commons             | FL | 1 | 138 | 1,828,036.07 | 6.00 | 5.95 | 2,828,543.42 | 1,828,036.07 | 1,828,036.07 | 1,482,419.01 | 1,000,507.35 |
| 139 | Loganville Plaza              | GA | 1 | 139 | 1,800,000.00 | 5.59 | 5.87 | 2,790,418.22 | 1,800,000.00 | 1,800,000.00 | 1,672,215.72 | 990,418.22   |
| 140 | North Hollywood Retail Centre | CA | 1 | 140 | 1,796,572.73 | 5.82 | 5.80 | 2,770,972.45 | 1,796,572.73 | 1,796,572.73 | 1,518,310.80 | 974,399.72   |
| 141 | American Seal Storage         | TX | 1 | 141 | 1,796,205.26 | 5.35 | 5.30 | 2,247,239.50 | 1,796,205.26 | 1,796,205.26 | 1,671,022.56 | 451,034.24   |
| 142 | Beacon Office Building        | WI | 1 | 142 | 1,700,000.00 | 5.60 | 5.58 | 2,587,083.37 | 1,700,000.00 | 1,700,000.00 | 1,495,427.33 | 887,083.37   |
| 143 | Hilton Apartments             | ID | 2 | 143 | 1,616,721.14 | 5.54 | 5.52 | 2,448,030.11 | 1,616,721.14 | 1,616,721.14 | 1,354,878.94 | 831,308.97   |
| 144 | Cheek-Neal Building           | VA | 1 | 144 | 1,490,314.63 | 5.53 | 5.51 | 1,853,981.55 | 1,490,314.63 | 1,490,314.63 | 1,395,887.25 | 363,666.92   |
| 145 | Aspen Leaf Apartments         | WY | 2 | 145 | 1,467,250.12 | 5.90 | 5.86 | 2,268,796.25 | 1,467,250.12 | 1,467,250.12 | 1,245,312.97 | 801,546.13   |
| 146 | Kenmore Apartment Portfolio   | WY | 2 | 146 | 1,450,000.00 | 5.88 | 5.86 | 2,241,319.90 | 1,450,000.00 | 1,450,000.00 | 1,270,174.16 | 791,319.90   |
| 147 | Shelborne Park II             | MI | 2 | 147 | 1,432,452.41 | 6.32 | 6.30 | 2,637,002.35 | 1,432,452.41 | 1,432,452.41 | 1,067,893.34 | 1,204,549.94 |
| 148 | Ouall Ridge Apartments        | NC | 2 | 148 | 1,417,187.39 | 5.13 | 5.11 | 1,748,344.54 | 1,417,187.39 | 1,417,187.39 | 1,316,861.62 | 331,157.17   |
| 149 | Parkway Shopping Center       | TX | 1 | 149 | 1,400,396.87 | 5.80 | 5.78 | 2,129,594.44 | 1,400,396.87 | 1,400,396.87 | 1,078,197.31 | 729,197.57   |
| 150 | Legacy Plaza                  | AZ | 1 | 150 | 1,346,192.94 | 5.76 | 5.74 | 2,056,844.57 | 1,346,192.94 | 1,346,192.94 | 1,139,212.44 | 710,651.63   |
| 151 | Moravia Arms Apartments       | MD | 2 | 151 | 1,269,897.76 | 6.02 | 6.00 | 1,948,580.62 | 1,269,897.76 | 1,269,897.76 | 981,348.62   | 678,682.86   |
| 152 | Farris Center                 | NC | 1 | 152 | 1,247,708.02 | 5.99 | 5.97 | 1,940,578.86 | 1,247,708.02 | 1,247,708.02 | 1,061,796.09 | 692,870.84   |
| 153 | AG Edwards Building           | FL | 1 | 153 | 1,247,497.24 | 5.59 | 5.57 | 1,890,357.19 | 1,247,497.24 | 1,247,497.24 | 1,049,160.72 | 642,859.95   |
| 154 | Cedar-Genesee Plaza           | NY | 1 | 154 | 1,231,346.22 | 5.55 | 5.50 | 1,852,411.65 | 1,231,346.22 | 1,231,346.22 | 1,035,564.25 | 621,065.43   |
| 155 | Dearborn One Office           | MI | 1 | 155 | 1,208,999.75 | 6.01 | 5.99 | 1,898,247.03 | 1,208,999.75 | 1,208,999.75 | 1,028,617.74 | 679,247.28   |
| 156 | Clay Commons Shopping Center  | AL | 1 | 156 | 1,147,702.45 | 5.60 | 5.58 | 1,740,279.76 | 1,147,702.45 | 1,147,702.45 | 965,521.50   | 595,577.31   |
| 157 | Northlake Village MHP         | TX | 1 | 157 | 1,000,000.00 | 6.29 | 6.21 | 1,595,058.20 | 1,000,000.00 | 1,000,000.00 | 908,572.10   | 595,058.20   |
| 158 | Franklin Retail               | IN | 1 | 158 | 823,290.23   | 5.43 | 5.41 | 1,240,738.12 | 823,290.23   | 823,290.23   | 686,093.92   | 417,447.89   |
| 159 | Bombay Properties             | NC | 1 | 159 | 648,224.49   | 5.99 | 5.97 | 995,597.37   | 648,224.49   | 648,224.49   | 504,738.84   | 347,372.88   |
| 160 | Central Blvd Mini Storage     | TX | 1 | 160 | 614,239.41   | 6.16 | 6.14 | 956,334.96   | 614,239.41   | 614,239.41   | 480,393.93   | 342,095.55   |

The analyses, calculations, and valuations herein are based on certain assumptions and data provided by third parties which may vary from the actual characteristics of the pool. Credit Suisse First Boston LLC makes no representation that such analyses or calculations are accurate or that such valuations represent levels where actual trades may occur. Investors should rely on the information contained in or filed in connection with the prospectus / prospectus supplement.





|     |                              |    |   |     |              |      |      |              |              |              |            |              |              |   |   |
|-----|------------------------------|----|---|-----|--------------|------|------|--------------|--------------|--------------|------------|--------------|--------------|---|---|
| 135 | Cramer Woods Apartments      | NY | 2 | 135 | 1,944,601.68 | 5.84 | 5.82 | 2,988,501.32 | 1,944,601.68 | 1,529,879.86 | 414,721.82 | 1,233,102.60 | 1,043,899.64 | - | - |
| 136 | Plugerville Office Park      | TX | 1 | 136 | 1,880,967.37 | 5.79 | 5.77 | 2,886,122.15 | 1,880,967.37 | 1,707,329.96 | 173,637.41 | 1,416,343.62 | 1,005,154.78 | - | - |
| 137 | Shore Mobile Acres MHP       | NJ | 1 | 137 | 1,873,216.59 | 5.46 | 5.44 | 2,823,503.82 | 1,873,216.59 | 1,479,020.32 | 394,196.27 | 1,171,954.00 | 950,287.23   | - | - |
| 138 | St. Cloud Commons            | FL | 1 | 138 | 1,828,036.07 | 6.00 | 5.95 | 2,827,314.51 | 1,828,036.07 | 1,666,092.32 | 161,943.75 | 1,320,685.19 | 999,278.44   | - | - |
| 139 | Loganville Plaza             | GA | 1 | 139 | 1,800,000.00 | 5.89 | 5.57 | 2,789,121.05 | 1,800,000.00 | 1,617,432.18 | 182,567.82 | 1,489,774.84 | 989,121.05   | - | - |
| 140 | North Hollywood Retail Cente | CA | 1 | 140 | 1,796,572.73 | 5.82 | 5.80 | 2,769,745.77 | 1,796,572.73 | 1,630,756.92 | 165,815.81 | 1,352,661.14 | 973,173.04   | - | - |
| 141 | American Self Storage        | TX | 1 | 141 | 1,796,205.26 | 5.35 | 5.30 | 2,245,993.02 | 1,796,205.26 | 1,613,749.20 | 182,456.06 | 1,488,711.85 | 449,787.76   | - | - |
| 142 | Beacon Office Building       | WI | 1 | 142 | 1,700,000.00 | 5.60 | 5.58 | 2,585,934.74 | 1,700,000.00 | 1,536,665.57 | 163,334.43 | 1,332,274.29 | 885,934.74   | - | - |
| 143 | Hilton Apartments            | ID | 2 | 143 | 1,616,721.14 | 5.54 | 5.52 | 2,445,963.85 | 1,616,721.14 | 1,400,687.70 | 216,033.44 | 1,139,312.85 | 829,262.71   | - | - |
| 144 | Cheek-Neal Building          | VA | 1 | 144 | 1,490,314.63 | 5.53 | 5.51 | 1,846,918.63 | 1,490,314.63 | 1,079,934.96 | 410,379.67 | 987,041.34   | 356,604.00   | - | - |
| 145 | Aspen Leaf Apartments        | WY | 2 | 145 | 1,467,250.12 | 5.90 | 5.88 | 2,263,965.29 | 1,467,250.12 | 1,153,502.99 | 313,747.13 | 932,930.62   | 796,715.17   | - | - |
| 146 | Kenmore Apartment Portfolio  | NY | 2 | 146 | 1,450,000.00 | 5.88 | 5.86 | 2,234,592.01 | 1,450,000.00 | 1,076,137.32 | 373,862.68 | 898,148.76   | 784,592.01   | - | - |
| 147 | Shelborne Park II            | MI | 2 | 147 | 1,432,452.41 | 6.32 | 6.30 | 2,632,564.45 | 1,432,452.41 | 1,162,891.20 | 269,561.21 | 800,016.08   | 1,200,112.04 | - | - |
| 148 | Quail Ridge Apartments       | NC | 2 | 148 | 1,417,187.39 | 5.13 | 5.11 | 1,742,262.52 | 1,417,187.39 | 1,029,822.88 | 387,364.51 | 931,161.78   | 325,075.13   | - | - |
| 149 | Parkway Shopping Center      | TX | 1 | 149 | 1,400,396.87 | 5.80 | 5.78 | 2,125,483.68 | 1,400,396.87 | 1,128,037.01 | 272,359.86 | 807,735.33   | 725,086.81   | - | - |
| 150 | Legacy Plaza                 | AZ | 1 | 150 | 1,346,192.94 | 5.76 | 5.74 | 2,055,933.69 | 1,346,192.94 | 1,221,778.51 | 124,414.43 | 1,014,922.90 | 709,740.75   | - | - |
| 151 | Maravia Arms Apartments      | MD | 2 | 151 | 1,269,897.76 | 6.02 | 6.00 | 1,944,682.10 | 1,269,897.76 | 1,019,519.35 | 250,378.41 | 742,672.33   | 674,784.34   | - | - |
| 152 | Parris Center                | NC | 1 | 152 | 1,247,708.02 | 5.99 | 5.97 | 1,936,897.14 | 1,247,708.02 | 980,226.07   | 267,481.95 | 795,403.35   | 688,689.12   | - | - |
| 153 | AG Edwards Building          | FL | 1 | 153 | 1,247,497.24 | 5.59 | 5.57 | 1,866,501.34 | 1,247,497.24 | 983,119.51   | 264,377.73 | 785,982.46   | 639,004.10   | - | - |
| 154 | Cedar-Geneseo Plaza          | MI | 1 | 154 | 1,231,346.22 | 5.55 | 5.50 | 1,860,871.09 | 1,231,346.22 | 1,066,212.29 | 165,133.93 | 870,802.27   | 619,524.87   | - | - |
| 155 | Dearborn One Office          | MI | 1 | 155 | 1,208,999.75 | 6.01 | 5.99 | 1,884,190.25 | 1,208,999.75 | 949,900.32   | 259,099.43 | 770,592.62   | 675,190.50   | - | - |
| 156 | Clay Commons Shopping Center | AL | 1 | 156 | 1,147,702.45 | 5.60 | 5.58 | 1,739,521.32 | 1,147,702.45 | 1,042,245.72 | 105,456.73 | 860,181.86   | 591,818.87   | - | - |
| 157 | Northlake Village MHP        | TX | 1 | 157 | 1,000,000.00 | 6.29 | 6.21 | 1,594,272.38 | 1,000,000.00 | 900,803.17   | 99,196.83  | 809,445.72   | 594,272.38   | - | - |
| 158 | Franklin Retail              | IN | 1 | 158 | 823,290.23   | 5.43 | 5.41 | 1,238,266.32 | 823,290.23   | 650,396.64   | 172,893.59 | 513,989.69   | 414,976.09   | - | - |
| 159 | Bombay Properties            | NC | 1 | 159 | 648,224.49   | 5.99 | 5.97 | 953,606.12   | 648,224.49   | 520,737.86   | 127,486.63 | 378,126.89   | 345,381.63   | - | - |
| 160 | Centrat Blvd Mini Storage    | TX | 1 | 160 | 614,239.41   | 6.16 | 6.14 | 954,389.75   | 614,239.41   | 492,933.20   | 121,306.21 | 359,888.81   | 340,150.34   | - | - |

The analyses, calculations, and valuations herein are based on certain assumptions and data provided by third parties which may vary from the actual characteristics of the pool. Credit Suisse First Boston LLC makes no representation that such analyses or calculations are accurate or that such valuations represent levels where actual trades may occur. Investors should rely on the information contained in or filed in connection with the prospectus / prospectus supplement.



|     |                              |    |     |              |              |              |              |              |              |
|-----|------------------------------|----|-----|--------------|--------------|--------------|--------------|--------------|--------------|
| 61  | Country Place Apartments     | TX | 61  | 4,750,000.00 | 7,070,939.93 | 4,750,000.00 | 598,371.96   | 4,151,628.04 | 2,320,939.93 |
| 62  | East Lake Sammamish Shopping | WA | 62  | 4,745,392.25 | 7,043,799.81 | 4,745,392.25 | 766,384.91   | 3,979,007.34 | 2,298,407.56 |
| 63  | East Lake Sammamish - Pad 3  | WA | 63  | 4,745,392.25 | 7,043,799.81 | 4,745,392.25 | 766,384.91   | 3,979,007.34 | 2,298,407.56 |
| 64  | The Lakes Apartments         | TX | 64  | 4,663,784.97 | 6,770,199.76 | 4,663,784.97 | 716,279.38   | 3,947,505.59 | 2,106,414.79 |
| 65  | Cedar-Powell Plaza           | OH | 65  | 4,560,366.55 | 6,655,174.95 | 4,560,366.55 | 747,981.06   | 3,812,385.49 | 2,094,808.40 |
| 66  | Fairpoint Green Center       | TX | 66  | 4,558,777.47 | 6,879,002.27 | 4,558,777.47 | 705,757.76   | 3,853,019.71 | 2,320,224.80 |
| 67  | Serenity Mobile Home Park    | OK | 67  | 4,490,411.74 | 6,591,785.30 | 4,490,411.74 | 713,651.60   | 3,776,760.14 | 2,101,373.56 |
| 68  | Cedar-Pickering Plaza Sho    | OH | 68  | 4,445,271.16 | 6,434,090.88 | 4,445,271.16 | 761,413.07   | 3,683,858.09 | 1,988,819.72 |
| 69  | Laurel Park Apartments       | ID | 69  | 4,426,023.63 | 6,632,278.97 | 4,426,023.63 | 693,687.54   | 3,732,336.09 | 2,206,255.34 |
| 70  | Walgreens Riverside          | CA | 70  | 4,400,000.00 | 6,556,983.53 | 4,400,000.00 | 312,822.99   | 4,087,177.01 | 2,156,883.53 |
| 71  | Astoria Apartments           | TX | 71  | 4,253,802.21 | 6,415,733.48 | 4,253,802.21 | 603,928.83   | 3,649,873.38 | 2,161,931.27 |
| 72  | Embers Apartments            | CA | 72  | 4,200,000.00 | 6,269,183.39 | 4,200,000.00 | 504,015.61   | 3,695,984.39 | 2,069,183.59 |
| 73  | Olympus Hills Shopping Cente | UT | 73  | 4,185,434.96 | 6,132,034.12 | 4,185,434.96 | 403,525.72   | 3,591,779.24 | 1,946,599.16 |
| 74  | Lancaster Court Apartments   | DE | 74  | 4,151,041.75 | 6,073,891.59 | 4,151,041.75 | 664,912.71   | 3,486,129.04 | 1,922,849.84 |
| 75  | Riverchase Plaza             | TX | 75  | 4,100,000.00 | 6,144,070.00 | 4,100,000.00 | 550,873.78   | 3,549,126.22 | 2,044,070.00 |
| 76  | American Beauty Mill Apartme | TX | 76  | 4,000,000.00 | 6,063,918.85 | 4,000,000.00 | 414,493.41   | 3,585,506.59 | 2,063,918.85 |
| 77  | Elliott Court                | WA | 77  | 3,995,936.94 | 5,825,034.17 | 3,995,936.94 | 642,359.17   | 3,353,577.77 | 1,829,087.23 |
| 78  | Hiram Walk                   | GA | 78  | 3,992,265.73 | 6,080,513.79 | 3,992,265.73 | 611,563.88   | 3,380,701.85 | 2,088,248.06 |
| 79  | Holiday Inn Express - Lake C | LA | 79  | 3,976,114.84 | 6,040,639.56 | 3,976,114.84 | 1,295,890.26 | 2,680,224.58 | 2,064,524.72 |
| 80  | Wimbledon Court Apartments   | PA | 80  | 3,946,035.69 | 5,817,687.36 | 3,946,035.69 | 658,791.21   | 3,287,244.48 | 1,871,651.67 |
| 81  | Fondren Corner               | MS | 81  | 3,900,000.00 | 5,927,939.92 | 3,900,000.00 | 465,403.13   | 3,434,596.87 | 2,027,939.92 |
| 82  | Alta Vista MHP               | NV | 82  | 3,860,677.19 | 5,703,074.02 | 3,860,677.19 | 600,279.27   | 3,250,397.92 | 1,842,396.83 |
| 83  | Meridian Glen                | WA | 83  | 3,800,000.00 | 5,681,887.67 | 3,800,000.00 | 407,105.43   | 3,392,884.57 | 1,881,887.67 |
| 84  | Stirling Pointe              | TX | 84  | 3,785,200.84 | 5,662,544.44 | 3,785,200.84 | 554,237.26   | 3,230,963.58 | 1,897,343.60 |
| 85  | Westview Corporate Center I  | MD | 85  | 3,760,000.00 | 5,592,223.67 | 3,760,000.00 | 544,502.07   | 3,215,497.93 | 1,832,223.67 |
| 86  | Wasatch View Estates MHP     | UT | 86  | 3,742,077.46 | 5,405,871.50 | 3,742,077.46 | 210,362.72   | 3,531,714.74 | 763,794.04   |
| 87  | Northeast View Apartments    | MO | 87  | 3,736,460.24 | 5,564,694.99 | 3,736,460.24 | 579,924.08   | 3,156,536.16 | 1,828,234.75 |
| 88  | Holiday Inn Express Plano    | TX | 88  | 3,695,090.58 | 5,560,526.24 | 3,695,090.58 | 820,970.13   | 2,874,120.45 | 1,865,435.66 |
| 89  | Apollo Office                | CA | 89  | 3,688,751.20 | 5,404,757.21 | 3,688,751.20 | 867,131.93   | 2,821,619.27 | 1,716,006.01 |
| 90  | Fairview MHP                 | NV | 90  | 3,639,516.05 | 5,472,859.22 | 3,639,516.05 | 560,743.32   | 3,078,772.73 | 1,833,343.17 |
| 91  | The Crystal Building         | MD | 91  | 3,520,000.00 | 4,386,548.50 | 3,520,000.00 | 178,257.96   | 3,341,742.04 | 866,548.50   |
| 92  | Deseretas MHP                | AZ | 92  | 3,500,000.00 | 5,292,462.38 | 3,500,000.00 | 423,415.97   | 3,076,584.03 | 1,792,462.38 |
| 93  | East Lake Sammamish - Pad 5  | WA | 93  | 3,496,604.82 | 5,190,168.40 | 3,496,604.82 | 564,704.19   | 2,991,900.63 | 1,693,563.58 |
| 94  | Roseville Rite Aid           | CA | 94  | 3,483,936.76 | 5,180,069.00 | 3,483,936.76 | 566,013.18   | 2,917,923.58 | 1,696,132.24 |
| 95  | Panther Springs Apartments   | TX | 95  | 3,475,000.00 | 5,102,458.88 | 3,475,000.00 | 442,511.26   | 3,032,488.74 | 1,627,458.88 |
| 96  | Riggs Office Building        | MD | 96  | 3,375,000.00 | 5,033,259.56 | 3,375,000.00 | 527,226.43   | 2,847,773.57 | 1,658,259.56 |
| 97  | Coyner Park Shops            | VA | 97  | 3,360,000.00 | 4,975,874.63 | 3,360,000.00 | 495,122.06   | 2,864,877.57 | 1,615,874.63 |
| 98  | Conway Plantation MHP        | SC | 98  | 3,287,232.06 | 4,967,695.68 | 3,287,232.06 | 496,548.29   | 2,791,683.77 | 1,680,453.62 |
| 99  | Willow Commons               | IL | 99  | 3,274,572.45 | 4,788,283.05 | 3,274,572.45 | 520,396.03   | 2,754,176.42 | 1,513,710.60 |
| 100 | Fox Bend Apartments          | TX | 100 | 3,200,000.00 | 4,835,453.54 | 3,200,000.00 | 332,875.06   | 2,867,124.94 | 1,635,453.54 |
| 101 | POH Office Building          | CA | 101 | 3,190,468.38 | 4,774,010.70 | 3,190,468.38 | 504,247.88   | 2,686,220.50 | 1,583,542.32 |
| 102 | MacArthur Park Apartments    | OH | 102 | 3,100,000.00 | 4,650,103.29 | 3,100,000.00 | 384,736.50   | 2,715,263.50 | 1,550,103.29 |
| 103 | Nazareth Square              | CA | 103 | 3,066,288.33 | 4,653,746.63 | 3,066,288.33 | 467,889.66   | 2,598,398.67 | 1,587,458.50 |
| 104 | Walgreens Milwaukee          | WI | 104 | 2,996,901.29 | 4,391,326.31 | 2,996,901.29 | 509,668.11   | 2,487,233.18 | 1,394,425.02 |
| 105 | 4141 North Belt              | TX | 105 | 2,990,864.09 | 4,376,712.73 | 2,990,864.09 | 696,277.09   | 2,294,587.00 | 1,385,848.64 |
| 106 | Cedar-Centerville Plaza      | GA | 106 | 2,990,298.52 | 4,349,607.34 | 2,990,298.52 | 494,276.58   | 2,496,021.94 | 1,359,308.82 |
| 107 | West Ridge Outlet            | MI | 107 | 2,988,033.68 | 4,514,480.09 | 2,988,033.68 | 471,988.94   | 2,516,044.74 | 1,526,446.41 |
| 108 | Windsor Place Apartments     | OH | 108 | 2,920,010.44 | 4,206,650.08 | 2,920,010.44 | 468,587.30   | 2,451,423.14 | 1,286,639.64 |
| 109 | Walgreens Palm Bay           | FL | 109 | 2,847,167.20 | 4,206,176.35 | 2,847,167.20 | 467,076.35   | 2,380,090.85 | 1,359,009.15 |
| 110 | Sunset Trace Apartments      | FL | 110 | 2,810,000.00 | 4,256,826.51 | 2,810,000.00 | 366,767.63   | 2,423,232.37 | 1,446,826.51 |
| 111 | Shops of Mansell             | AZ | 111 | 2,794,586.00 | 4,256,359.52 | 2,794,586.00 | 428,095.19   | 2,366,490.81 | 1,461,773.52 |
| 112 | Pioneer Storage Solutions    | GA | 112 | 2,789,269.33 | 4,348,538.19 | 2,789,269.33 | 185,839.84   | 2,603,429.49 | 694,268.86   |
| 113 | 1575 South Randall Road      | IL | 113 | 2,689,959.53 | 4,124,017.40 | 2,689,959.53 | 393,757.77   | 2,296,201.76 | 1,434,057.87 |
| 114 | Walgreens Lima               | OH | 114 | 2,644,589.97 | 3,963,094.94 | 2,644,589.97 | 421,619.64   | 2,222,970.33 | 1,318,504.97 |
| 115 | Givrin Plaza                 | FL | 115 | 2,613,386.09 | 3,799,949.77 | 2,613,386.09 | 583,097.89   | 2,030,288.20 | 1,185,963.68 |
| 116 | CW Moore Apartments          | ID | 116 | 2,600,000.00 | 3,543,711.76 | 2,600,000.00 | 177,718.07   | 2,422,281.93 | 943,711.76   |
| 117 | Seven Oaks Apartments        | KY | 117 | 2,554,614.55 | 3,793,327.52 | 2,554,614.55 | 416,331.04   | 2,138,283.51 | 1,238,712.97 |
| 118 | Cedar-Lodi Plaza             | OH | 118 | 2,526,873.79 | 3,685,179.71 | 2,526,873.79 | 515,096.74   | 2,111,777.05 | 1,158,305.92 |
| 119 | Timbrook Square              | VA | 119 | 2,523,363.37 | 3,681,988.62 | 2,523,363.37 | 525,959.62   | 1,997,403.75 | 1,158,625.25 |
| 120 | Penara Plaza                 | MI | 120 | 2,400,000.00 | 3,506,817.28 | 2,400,000.00 | 395,499.24   | 2,004,500.76 | 1,106,817.28 |
| 121 | Cedar-Oswego Staples Store   | NY | 121 | 2,397,475.26 | 3,521,700.46 | 2,397,475.26 | 387,146.95   | 2,010,328.31 | 1,124,225.20 |
| 122 | Cedar-Ontario Plaza          | OH | 122 | 2,332,515.36 | 3,403,958.45 | 2,332,515.36 | 382,573.44   | 1,949,941.92 | 1,071,443.09 |
| 123 | Cedar-Shelby Plaza           | OH | 123 | 2,332,498.90 | 3,341,704.64 | 2,332,498.90 | 383,165.08   | 1,949,333.82 | 1,069,205.74 |
| 124 | Rock Oak MHP                 | NY | 124 | 2,275,038.05 | 3,318,091.64 | 2,275,038.05 | 367,274.57   | 1,907,763.48 | 1,043,053.59 |
| 125 | Cedar - Dover Plaza          | OH | 125 | 2,267,723.25 | 3,309,403.96 | 2,267,723.25 | 371,946.70   | 1,895,776.55 | 1,041,680.71 |
| 126 | Raymond Street Apartments    | ID | 126 | 2,218,500.67 | 3,324,364.26 | 2,218,500.67 | 347,704.57   | 1,870,796.10 | 1,105,863.59 |



|                                   |    |   |     |              |      |      |              |              |            |              |   |   |   |   |   |   |   |   |   |              |
|-----------------------------------|----|---|-----|--------------|------|------|--------------|--------------|------------|--------------|---|---|---|---|---|---|---|---|---|--------------|
| 127 Lovell Pointe                 | TN | 1 | 127 | 2,172,951.63 | 5.50 | 5.48 | 3,265,166.60 | 2,172,951.63 | 348,309.62 | 1,824,642.01 | - | - | - | - | - | - | - | - | - | 1,092,214.97 |
| 128 Wauchula Square               | FL | 1 | 128 | 2,093,508.29 | 5.26 | 5.24 | 3,045,859.75 | 2,093,508.29 | 492,263.82 | 1,601,224.47 | - | - | - | - | - | - | - | - | - | 952,351.46   |
| 129 Clyde Plaza                   | OH | 1 | 129 | 2,073,332.35 | 5.19 | 5.14 | 3,023,737.37 | 2,073,332.35 | 340,591.51 | 1,732,740.84 | - | - | - | - | - | - | - | - | - | 950,405.02   |
| 130 Gateway Apartments            | TX | 2 | 130 | 2,017,515.98 | 6.00 | 5.98 | 3,084,744.91 | 2,017,515.98 | 404,545.77 | 1,612,970.21 | - | - | - | - | - | - | - | - | - | 1,067,228.93 |
| 131 1009-1039 Marietta Street     | GA | 1 | 131 | 2,000,000.00 | 5.51 | 5.49 | 3,028,189.13 | 2,000,000.00 | 241,128.69 | 1,758,871.31 | - | - | - | - | - | - | - | - | - | 921,894.06   |
| 132 Starbucks-Horsham             | PA | 1 | 132 | 1,998,092.99 | 5.45 | 5.43 | 2,969,987.05 | 1,998,092.99 | 311,609.44 | 1,686,483.55 | - | - | - | - | - | - | - | - | - | 971,894.06   |
| 133 Highland MHP                  | CO | 2 | 133 | 1,993,961.73 | 5.46 | 5.35 | 2,474,237.02 | 1,993,961.73 | 131,490.54 | 1,862,471.19 | - | - | - | - | - | - | - | - | - | 480,275.29   |
| 134 Cypress Retail Center         | CA | 1 | 134 | 1,950,000.00 | 5.29 | 5.27 | 2,922,294.69 | 1,950,000.00 | 207,182.34 | 1,742,817.66 | - | - | - | - | - | - | - | - | - | 972,294.69   |
| 135 Cramer Woods Apartments       | NY | 2 | 135 | 1,944,601.68 | 5.84 | 5.82 | 2,954,486.01 | 1,944,601.68 | 284,851.26 | 1,659,750.42 | - | - | - | - | - | - | - | - | - | 1,009,884.33 |
| 136 Plugerille Office Park        | TX | 1 | 136 | 1,880,967.37 | 5.79 | 5.77 | 2,871,858.96 | 1,880,967.37 | 287,806.79 | 1,593,160.58 | - | - | - | - | - | - | - | - | - | 990,891.59   |
| 137 Shore Mobile Acres MHP        | NJ | 1 | 137 | 1,873,216.59 | 5.46 | 5.44 | 2,792,859.86 | 1,873,216.59 | 295,551.29 | 1,577,665.30 | - | - | - | - | - | - | - | - | - | 919,643.27   |
| 138 St. Cloud Commons             | FL | 1 | 138 | 1,828,036.07 | 6.00 | 5.95 | 2,813,583.25 | 1,828,036.07 | 341,876.62 | 1,486,159.45 | - | - | - | - | - | - | - | - | - | 985,547.18   |
| 139 Loganville Plaza              | GA | 1 | 139 | 1,800,000.00 | 5.59 | 5.57 | 2,774,630.16 | 1,800,000.00 | 125,522.49 | 1,674,477.51 | - | - | - | - | - | - | - | - | - | 974,630.16   |
| 140 North Hollywood Retail Center | CA | 1 | 140 | 1,796,572.73 | 5.82 | 5.80 | 2,756,040.81 | 1,796,572.73 | 275,301.55 | 1,521,271.18 | - | - | - | - | - | - | - | - | - | 959,468.08   |
| 141 American Self Storage         | TX | 1 | 141 | 1,796,205.26 | 5.35 | 5.30 | 2,232,226.59 | 1,796,205.26 | 122,592.78 | 1,673,612.48 | - | - | - | - | - | - | - | - | - | 436,021.33   |
| 142 Beacon Office Building        | WI | 1 | 142 | 1,700,000.00 | 5.60 | 5.58 | 2,573,998.19 | 1,700,000.00 | 201,340.83 | 1,498,659.17 | - | - | - | - | - | - | - | - | - | 873,998.19   |
| 143 Hillon Apartments             | ID | 2 | 143 | 1,616,721.14 | 5.54 | 5.52 | 2,429,091.94 | 1,616,721.14 | 256,122.57 | 1,360,598.57 | - | - | - | - | - | - | - | - | - | 812,370.80   |
| 144 Cheek-Neal Building           | VA | 1 | 144 | 1,490,314.63 | 5.53 | 5.51 | 1,814,545.67 | 1,490,314.63 | 84,647.10  | 1,405,667.53 | - | - | - | - | - | - | - | - | - | 324,231.04   |
| 145 Aspen Leaf Apartments         | WY | 2 | 145 | 1,467,250.12 | 5.90 | 5.88 | 2,237,966.60 | 1,467,250.12 | 211,678.18 | 1,255,571.94 | - | - | - | - | - | - | - | - | - | 770,716.38   |
| 146 Kenmore Apartment Portfolio   | NY | 2 | 146 | 1,450,000.00 | 5.88 | 5.86 | 2,203,526.61 | 1,450,000.00 | 168,419.13 | 1,281,580.87 | - | - | - | - | - | - | - | - | - | 753,526.61   |
| 147 Shelburne Park II             | MI | 2 | 147 | 1,432,452.41 | 6.32 | 6.30 | 2,608,434.86 | 1,432,452.41 | 351,972.70 | 1,080,479.71 | - | - | - | - | - | - | - | - | - | 1,175,982.45 |
| 148 Quail Ridge Apartments        | NC | 2 | 148 | 1,417,187.39 | 5.13 | 5.11 | 1,714,185.16 | 1,417,187.39 | 86,986.33  | 1,327,201.06 | - | - | - | - | - | - | - | - | - | 296,997.77   |
| 149 Parkway Shopping Center       | TX | 1 | 149 | 1,400,396.87 | 5.80 | 5.78 | 2,103,466.48 | 1,400,396.87 | 307,657.64 | 1,092,739.23 | - | - | - | - | - | - | - | - | - | 703,069.61   |
| 150 Legacy Plaza                  | AZ | 1 | 150 | 1,346,192.94 | 5.76 | 5.74 | 2,045,757.03 | 1,346,192.94 | 204,755.22 | 1,141,437.72 | - | - | - | - | - | - | - | - | - | 699,564.09   |
| 151 Moravia Arms Apartments       | MD | 2 | 151 | 1,269,897.76 | 6.02 | 6.00 | 1,923,476.98 | 1,269,897.76 | 265,849.21 | 1,004,048.55 | - | - | - | - | - | - | - | - | - | 653,579.22   |
| 152 Paris Center                  | NC | 1 | 152 | 1,247,708.02 | 5.99 | 5.97 | 1,913,892.76 | 1,247,708.02 | 177,333.84 | 1,070,374.18 | - | - | - | - | - | - | - | - | - | 666,184.74   |
| 153 AG Edwards Building           | FL | 1 | 153 | 1,247,497.24 | 5.59 | 5.57 | 1,865,748.95 | 1,247,497.24 | 189,318.64 | 1,058,178.60 | - | - | - | - | - | - | - | - | - | 618,251.71   |
| 154 Cedar-Geneseo Plaza           | NY | 1 | 154 | 1,231,346.22 | 5.55 | 5.50 | 1,838,305.79 | 1,231,346.22 | 191,129.39 | 1,040,216.83 | - | - | - | - | - | - | - | - | - | 606,959.57   |
| 155 Dearborn One Office           | MI | 1 | 155 | 1,208,999.75 | 6.01 | 5.99 | 1,862,482.95 | 1,208,999.75 | 172,039.08 | 1,036,960.67 | - | - | - | - | - | - | - | - | - | 653,483.20   |
| 156 Clay Commons Shopping Center  | AL | 1 | 156 | 1,147,702.45 | 5.60 | 5.58 | 1,731,144.08 | 1,147,702.45 | 180,094.55 | 967,607.90   | - | - | - | - | - | - | - | - | - | 583,441.63   |
| 157 Northlake Village MHP         | TX | 1 | 157 | 1,000,000.00 | 6.29 | 6.21 | 1,585,493.89 | 1,000,000.00 | 90,172.67  | 909,827.33   | - | - | - | - | - | - | - | - | - | 585,493.89   |
| 159 Franklin Retail               | IN | 1 | 159 | 823,290.23   | 5.43 | 5.41 | 1,224,900.09 | 823,290.23   | 131,297.90 | 691,992.33   | - | - | - | - | - | - | - | - | - | 401,609.86   |
| 159 Bombay Properties             | NC | 1 | 158 | 648,224.49   | 5.99 | 5.97 | 982,880.28   | 648,224.49   | 136,909.87 | 511,314.62   | - | - | - | - | - | - | - | - | - | 334,655.79   |
| 160 Central Blvd Mini Storage     | TX | 1 | 160 | 614,239.41   | 6.16 | 6.14 | 943,972.51   | 614,239.41   | 127,694.63 | 486,544.78   | - | - | - | - | - | - | - | - | - | 329,733.10   |

The analyses, calculations, and valuations herein are based on certain assumptions and data provided by third parties which may vary from the actual characteristics of the pool. Credit Suisse First Boston LLC makes no representation that such analyses or calculations are accurate or that such valuations represent levels where actual trades may occur. Investors should rely on the information contained in or filed in connection with the prospectus / prospectus supplement.





|     |                               |    |   |     |              |      |      |              |              |              |              |              |              |            |   |
|-----|-------------------------------|----|---|-----|--------------|------|------|--------------|--------------|--------------|--------------|--------------|--------------|------------|---|
| 135 | Cramer Woods Apartments       | NY | 2 | 135 | 1,944,601.68 | 5.84 | 5.82 | 2,988,501.32 | 1,944,601.68 | 1,529,879.86 | 414,721.82   | 1,233,102.80 | 1,043,889.64 | -          | - |
| 136 | Pluggerville Office Park      | TX | 1 | 136 | 1,880,967.37 | 5.79 | 5.77 | 2,504,936.10 | 1,880,967.37 | 1,294,442.70 | 1,751,524.67 | 14,770.25    | 476,747.18   | 147,221.55 | - |
| 137 | Shore Mobile Acres MHP        | NJ | 1 | 137 | 1,873,216.59 | 5.46 | 5.44 | 2,823,503.82 | 1,873,216.59 | 1,479,020.32 | 394,196.27   | 1,171,954.00 | 950,287.23   | -          | - |
| 138 | St. Cloud Commons             | FL | 1 | 138 | 1,828,036.07 | 6.00 | 5.95 | 2,599,934.79 | 1,828,036.07 | 250,055.54   | 1,577,980.53 | 49,080.26    | 663,916.50   | 107,982.22 | - |
| 139 | Loganville Plaza              | GA | 1 | 139 | 1,800,000.00 | 5.59 | 5.57 | 2,390,754.78 | 1,800,000.00 | 24,624.06    | 1,775,375.94 | -            | 454,143.84   | 136,610.94 | - |
| 140 | North Hollywood Retail Centre | CA | 1 | 140 | 1,796,572.73 | 5.82 | 5.80 | 2,769,745.77 | 1,796,572.73 | 1,630,756.92 | 165,815.81   | 1,352,661.14 | 973,173.04   | -          | - |
| 141 | American Self Storage         | TX | 1 | 141 | 1,796,205.26 | 5.35 | 5.30 | 2,245,993.02 | 1,796,205.26 | 1,613,749.20 | 182,456.06   | 1,488,711.85 | 449,787.76   | -          | - |
| 142 | Beacon Office Building        | WI | 1 | 142 | 1,700,000.00 | 5.60 | 5.58 | 2,585,934.74 | 1,700,000.00 | 1,536,665.57 | 163,334.43   | 1,332,274.29 | 885,934.74   | -          | - |
| 143 | Hilton Apartments             | ID | 2 | 143 | 1,616,721.14 | 5.54 | 5.52 | 2,445,983.85 | 1,616,721.14 | 1,400,687.70 | 216,033.44   | 1,139,312.85 | 829,282.71   | -          | - |
| 144 | Cheek-Neal Building           | VA | 1 | 144 | 1,490,314.63 | 5.53 | 5.51 | 1,846,918.63 | 1,490,314.63 | 1,079,934.96 | 410,379.67   | 987,041.34   | 356,604.00   | -          | - |
| 145 | Aspen Leaf Apartments         | WY | 2 | 145 | 1,467,250.12 | 5.90 | 5.88 | 2,263,965.29 | 1,467,250.12 | 1,153,502.99 | 313,747.13   | 932,930.62   | 796,715.17   | -          | - |
| 146 | Kenmore Apartment Portfolio   | NY | 2 | 146 | 1,450,000.00 | 5.88 | 5.86 | 2,234,592.01 | 1,450,000.00 | 1,076,137.32 | 373,862.68   | 898,148.76   | 784,592.01   | -          | - |
| 147 | Sheilborne Park II            | MI | 2 | 147 | 1,432,452.41 | 6.32 | 6.30 | 2,632,564.45 | 1,432,452.41 | 1,029,822.88 | 387,364.51   | 800,016.08   | 1,200,112.04 | -          | - |
| 148 | Quail Ridge Apartments        | NC | 2 | 148 | 1,417,187.39 | 5.13 | 5.11 | 1,742,262.52 | 1,417,187.39 | 1,029,822.88 | 387,364.51   | 931,161.78   | 325,075.13   | -          | - |
| 149 | Parkway Shopping Center       | TX | 1 | 149 | 1,400,396.87 | 5.80 | 5.78 | 2,125,483.68 | 1,400,396.87 | 1,128,037.01 | 272,359.86   | 807,735.33   | 709,740.75   | -          | - |
| 150 | Legacy Plaza                  | AZ | 1 | 150 | 1,346,192.94 | 5.76 | 5.74 | 2,055,933.69 | 1,346,192.94 | 1,221,778.51 | 124,414.43   | 1,014,922.90 | 709,740.75   | -          | - |
| 151 | Moravia Arms Apartments       | MD | 2 | 151 | 1,269,897.76 | 6.02 | 6.00 | 1,944,682.10 | 1,269,897.76 | 1,019,519.35 | 250,378.41   | 742,672.33   | 674,784.34   | -          | - |
| 152 | Paris Center                  | NC | 1 | 152 | 1,247,708.02 | 5.99 | 5.97 | 1,938,397.14 | 1,247,708.02 | 980,226.07   | 267,481.95   | 795,403.35   | 688,689.12   | -          | - |
| 153 | AG Edwards Building           | FL | 1 | 153 | 1,247,497.24 | 5.59 | 5.57 | 1,886,501.34 | 1,247,497.24 | 983,119.51   | 264,377.73   | 785,982.46   | 639,004.10   | -          | - |
| 154 | Cedar-Genesee Plaza           | NY | 1 | 154 | 1,231,346.22 | 5.55 | 5.50 | 1,850,871.09 | 1,231,346.22 | 1,066,212.29 | 165,133.93   | 870,802.27   | 619,524.87   | -          | - |
| 155 | Dearborn One Office           | MI | 1 | 155 | 1,208,999.75 | 6.01 | 5.99 | 1,884,190.25 | 1,208,999.75 | 949,900.32   | 259,099.43   | 770,592.62   | 675,190.50   | -          | - |
| 156 | Clay Commons Shopping Center  | AL | 1 | 156 | 1,147,702.45 | 5.60 | 5.58 | 1,739,521.32 | 1,147,702.45 | 1,042,245.72 | 105,456.73   | 860,181.86   | 594,272.38   | -          | - |
| 157 | Northlake Village MHP         | TX | 1 | 157 | 1,000,000.00 | 6.29 | 6.21 | 1,594,272.38 | 1,000,000.00 | 900,803.17   | 99,196.83    | 809,445.72   | 514,976.09   | -          | - |
| 158 | Franklin Retail               | IN | 1 | 158 | 823,290.23   | 5.43 | 5.41 | 1,238,266.32 | 823,290.23   | 650,396.64   | 172,893.59   | 513,989.69   | 345,361.63   | -          | - |
| 159 | Bombay Properties             | NC | 1 | 159 | 648,224.49   | 5.99 | 5.97 | 993,606.12   | 648,224.49   | 520,737.86   | 127,486.63   | 378,126.89   | 345,361.63   | -          | - |
| 160 | Central Blvd Mini Storage     | TX | 1 | 160 | 614,239.41   | 6.16 | 6.14 | 954,389.75   | 614,239.41   | 482,933.20   | 121,306.21   | 359,888.81   | 340,150.34   | -          | - |

The analyses, calculations, and valuations herein are based on certain assumptions and data provided by third parties which may vary from the actual characteristics of the pool. Credit Suisse First Boston LLC makes no representation that such analyses or calculations are accurate or that such valuations represent levels where actual trades may occur. Investors should rely on the information contained in or filed in connection with the prospectus / prospectus supplement.



|    |     |                                 |      |              |              |              |              |              |            |
|----|-----|---------------------------------|------|--------------|--------------|--------------|--------------|--------------|------------|
| OH | 65  | Cedar-Powell Plaza              | 5.20 | 6,655,174.95 | 4,560,366.55 | 747,981.06   | 3,812,985.49 | 2,094,808.40 | -          |
| TX | 66  | Fairport Green Center           | 5.65 | 6,879,002.27 | 4,558,777.47 | 705,575.76   | 3,853,019.71 | 2,320,224.80 | -          |
| OK | 67  | Aranteville Home Park           | 5.30 | 6,591,785.30 | 4,490,411.74 | 713,651.60   | 3,776,760.14 | 2,101,373.56 | -          |
| OH | 68  | Cedar-Pickerington Plaza Sho    | 5.00 | 6,434,090.88 | 4,445,271.16 | 761,413.07   | 3,683,858.09 | 1,988,819.72 | -          |
| ID | 69  | Laurel Park Apartments          | 5.54 | 6,632,278.97 | 4,426,023.63 | 693,687.54   | 3,732,336.09 | 2,206,255.34 | -          |
| CA | 70  | Walgreens Riversides            | 5.18 | 6,556,883.53 | 4,400,000.00 | 312,922.99   | 4,087,177.01 | 2,156,883.53 | -          |
| TX | 71  | Astoria Apartments              | 5.86 | 6,415,733.48 | 4,253,802.21 | 603,928.83   | 3,649,873.38 | 2,161,931.27 | -          |
| CA | 72  | Embers Apartments               | 5.37 | 6,289,183.59 | 4,200,000.00 | 504,015.61   | 3,695,984.39 | 2,069,183.59 | -          |
| TX | 73  | 73 Olympus Hills Shopping Cente | 5.40 | 6,635,681.51 | 4,185,434.96 | 1,508,337.95 | 2,677,097.01 | 1,308,661.04 | 141,555.50 |
| DE | 74  | Lancaster Court Apartments      | 5.25 | 6,073,861.59 | 4,151,041.75 | 664,912.71   | 3,486,129.04 | 1,922,484.84 | -          |
| TX | 75  | Riverchase Plaza                | 5.41 | 6,144,070.00 | 4,100,000.00 | 550,873.78   | 3,549,126.22 | 2,044,070.00 | -          |
| TX | 76  | American Beauty Mill Apartme    | 5.52 | 6,063,918.85 | 4,000,000.00 | 414,493.41   | 3,985,506.59 | 2,063,918.85 | -          |
| WA | 77  | Elliott Court                   | 5.19 | 5,825,034.17 | 3,995,936.94 | 642,359.17   | 3,353,577.77 | 1,829,097.23 | -          |
| GA | 78  | Hiram Walk                      | 5.75 | 6,080,513.79 | 3,992,265.73 | 611,563.88   | 3,380,701.85 | 2,088,248.06 | -          |
| LA | 79  | Holiday Inn Express - Lake C    | 6.27 | 3,976,114.84 | 3,976,114.84 | 1,295,890.26 | 2,680,224.58 | 2,064,524.72 | -          |
| PA | 80  | Wimbledon Court Apartments      | 5.24 | 5,817,687.36 | 3,946,035.69 | 658,791.21   | 3,287,244.48 | 1,871,651.67 | -          |
| MS | 81  | Fondren Corner                  | 5.57 | 5,927,939.92 | 3,900,000.00 | 465,403.13   | 3,434,596.87 | 2,027,939.92 | -          |
| NV | 82  | Alta Vista MHP                  | 5.45 | 5,703,074.02 | 3,860,677.19 | 610,279.27   | 3,250,397.92 | 1,842,306.83 | -          |
| WA | 83  | Kromer Court                    | 5.24 | 5,681,687.67 | 3,800,000.00 | 407,105.43   | 3,392,894.57 | 1,881,887.67 | -          |
| WA | 84  | Meridian Glen                   | 5.74 | 5,662,944.44 | 3,785,200.84 | 554,237.26   | 3,230,963.58 | 1,897,343.60 | -          |
| MD | 85  | Westview Corporate Center I     | 5.31 | 5,592,223.67 | 3,760,000.00 | 544,502.07   | 3,215,497.93 | 1,832,223.67 | -          |
| TX | 86  | Wasatch View Estates MHP        | 5.34 | 5,505,871.50 | 3,742,077.46 | 210,362.72   | 3,531,714.74 | 1,763,794.04 | -          |
| MO | 87  | Northeast View Apartments       | 5.48 | 5,564,694.99 | 3,736,460.24 | 579,940.08   | 3,156,536.16 | 1,828,234.75 | -          |
| TX | 88  | Holiday Inn Express Plano       | 5.80 | 4,679,604.67 | 3,695,090.58 | 212,737.83   | 3,482,352.75 | 1,783,794.04 | -          |
| CA | 89  | Apollo Office                   | 5.36 | 5,404,757.21 | 3,688,751.20 | 867,131.93   | 2,821,619.27 | 1,716,006.01 | 341,074.34 |
| NV | 90  | Fairview MHP                    | 5.68 | 5,472,859.22 | 3,639,516.05 | 578,743.32   | 3,078,772.73 | 1,833,343.17 | -          |
| ND | 91  | The Crystal Building            | 5.32 | 4,386,548.50 | 3,520,000.00 | 160,287.96   | 3,341,742.04 | 1,716,006.01 | -          |
| AZ | 92  | Deseriana MHP                   | 5.49 | 5,292,462.38 | 3,500,000.00 | 423,415.97   | 3,076,584.03 | 1,792,462.38 | -          |
| WA | 93  | East Lake Sammamish - Pad 5     | 5.38 | 3,642,364.22 | 3,496,604.82 | 3,410.91     | 3,493,193.91 | 1,604,872.81 | -          |
| CA | 94  | Roseville File Aid              | 5.36 | 5,160,069.00 | 3,483,936.76 | 566,013.18   | 2,917,923.58 | 1,696,132.24 | -          |
| TX | 95  | Panther Springs Apartments      | 5.11 | 5,102,458.88 | 3,475,000.00 | 442,511.26   | 3,032,488.74 | 1,627,458.88 | -          |
| MD | 96  | Riggs Office Building           | 5.49 | 5,033,259.56 | 3,375,000.00 | 527,226.43   | 2,847,773.57 | 1,658,259.56 | -          |
| TX | 97  | Coyner Park Shops               | 5.20 | 4,975,874.63 | 3,360,000.00 | 495,122.06   | 2,864,877.94 | 1,615,874.63 | -          |
| SC | 98  | Conway Plantation MHP           | 5.77 | 4,967,685.68 | 3,287,232.06 | 498,548.29   | 2,791,683.77 | 1,680,453.62 | -          |
| IL | 99  | Willow Commons                  | 5.34 | 5,274,572.45 | 3,274,572.45 | 520,396.03   | 2,754,176.42 | 1,513,710.60 | -          |
| TX | 100 | Fox Bend Apartments             | 5.41 | 4,835,463.54 | 3,200,000.00 | 332,975.06   | 2,867,124.94 | 1,635,453.54 | -          |
| CA | 101 | PCH Office Building             | 5.52 | 4,774,010.70 | 3,190,468.38 | 504,247.88   | 2,686,220.50 | 1,583,542.32 | -          |
| OH | 102 | MacArthur Park Apartments       | 5.41 | 4,650,103.29 | 3,100,000.00 | 384,736.50   | 2,715,263.50 | 1,550,103.29 | -          |
| CA | 103 | Nazareth Square                 | 5.74 | 4,653,746.83 | 3,066,288.33 | 467,889.66   | 2,588,988.67 | 1,587,458.50 | -          |
| WA | 104 | Walgreens Milwaukie             | 5.12 | 4,391,326.31 | 2,996,901.29 | 509,668.11   | 2,494,237.18 | 1,394,425.02 | -          |
| TX | 105 | 4141 North Bell                 | 5.35 | 4,376,712.73 | 2,990,864.09 | 696,277.09   | 2,287,587.00 | 1,385,848.64 | -          |
| OH | 106 | Cedar-Centerville Plaza         | 5.15 | 4,349,607.34 | 2,990,298.52 | 494,276.58   | 2,496,021.94 | 1,359,308.82 | -          |
| MI | 107 | West Ridge Outlot               | 5.63 | 4,514,480.09 | 2,988,033.68 | 471,988.94   | 2,516,044.74 | 1,526,446.41 | -          |
| OH | 108 | Windsor Place Apartments        | 5.20 | 4,206,650.08 | 2,920,010.44 | 468,587.30   | 2,451,423.14 | 1,286,639.64 | -          |
| FL | 109 | Walgreens Palm Bay              | 5.28 | 2,847,167.20 | 2,847,167.20 | 467,076.35   | 2,380,090.85 | 1,359,009.15 | -          |
| FL | 110 | Sunsal Trace Apartments         | 5.62 | 4,206,176.35 | 2,810,000.00 | 386,767.63   | 2,423,232.37 | 1,446,826.51 | -          |
| GA | 111 | Shops of Marietta               | 5.75 | 4,256,826.51 | 2,794,586.00 | 428,095.19   | 2,366,490.81 | 1,461,773.52 | -          |
| AZ | 112 | Pioneer Storage Solutions       | 5.48 | 3,483,538.19 | 2,789,289.33 | 185,859.84   | 2,603,429.49 | 694,268.86   | -          |
| IL | 113 | 1575 South Randall Road         | 5.95 | 4,124,017.40 | 2,689,959.53 | 393,737.77   | 2,296,291.76 | 1,434,057.87 | -          |
| OH | 114 | Walgreens Lima                  | 5.50 | 4,963,094.94 | 2,644,589.97 | 421,619.64   | 2,222,970.33 | 1,318,504.97 | -          |
| FL | 115 | Grivin Plaza                    | 5.50 | 4,799,349.77 | 2,613,386.09 | 583,097.89   | 2,030,288.20 | 1,185,963.68 | -          |
| ID | 116 | CW Moore Apartments             | 5.59 | 3,543,711.76 | 2,600,000.00 | 177,718.07   | 2,422,281.93 | 943,711.76   | -          |
| KY | 117 | Seven Oaks Apartments           | 5.36 | 3,793,327.52 | 2,554,614.55 | 416,331.04   | 2,138,283.51 | 1,238,712.97 | -          |
| OH | 118 | Cedar-Lodi Plaza                | 5.19 | 3,685,179.71 | 2,526,873.79 | 415,096.74   | 2,111,777.05 | 1,158,305.92 | -          |
| VA | 119 | Timbrook Square                 | 5.68 | 3,681,988.62 | 2,523,363.37 | 525,959.62   | 1,997,403.75 | 1,158,625.25 | -          |
| MI | 120 | Panera Plaza                    | 5.15 | 3,506,817.28 | 2,400,000.00 | 395,499.24   | 2,004,500.76 | 1,068,172.28 | -          |
| NY | 121 | Cedar-Oswego Staples Store      | 5.30 | 3,521,700.46 | 2,397,475.26 | 387,146.95   | 2,010,328.31 | 1,124,225.20 | -          |
| OH | 122 | Cedar-Orlando Plaza             | 5.20 | 3,403,958.45 | 2,332,515.36 | 389,573.44   | 1,949,941.92 | 1,071,443.09 | -          |
| OH | 123 | Cedar-Shelby Plaza              | 5.19 | 3,407,704.64 | 2,332,488.90 | 383,165.08   | 1,949,333.82 | 1,069,205.74 | -          |
| NY | 124 | Rock Oak MHP                    | 5.20 | 3,161,091.64 | 2,275,038.05 | 367,274.57   | 1,907,763.48 | 1,043,053.59 | -          |
| OH | 125 | Cedar - Dover Plaza             | 5.20 | 3,309,403.96 | 2,267,723.25 | 371,946.70   | 1,895,776.55 | 1,041,680.71 | -          |
| TN | 126 | Raymond Street Apartments       | 5.54 | 3,324,364.26 | 2,218,500.67 | 348,309.62   | 1,870,796.10 | 1,105,863.59 | -          |
| IN | 127 | Lovell Pointe                   | 5.50 | 3,265,166.60 | 2,172,951.63 | 346,309.62   | 1,824,642.01 | 1,092,214.97 | -          |
| FL | 128 | Vauchula Square                 | 5.26 | 3,045,839.75 | 2,093,508.29 | 492,283.82   | 1,601,224.47 | 952,351.46   | -          |
| FL | 129 | Cydo Plaza                      | 5.19 | 3,023,737.37 | 2,073,332.35 | 340,591.51   | 1,732,740.84 | 950,405.02   | -          |
| TX | 130 | Gateway Apartments              | 6.00 | 3,084,744.91 | 2,017,515.98 | 404,545.77   | 1,612,970.21 | 1,067,228.93 | -          |
| GA | 131 | 1009-1039 Marietta Street       | 5.51 | 4,028,189.13 | 2,000,000.00 | 241,128.69   | 1,758,871.31 | 1,028,189.13 | -          |
| PA | 132 | Starbucks-Honsham               | 5.45 | 2,969,987.05 | 1,988,092.99 | 311,609.44   | 1,686,483.55 | 971,894.06   | -          |
| CA | 133 | Highland MHP                    | 5.46 | 2,474,237.02 | 1,993,961.73 | 131,490.54   | 1,862,471.19 | 480,275.29   | -          |
| CA | 134 | Cypress Retail Center           | 5.29 | 2,922,294.69 | 1,950,000.00 | 207,182.34   | 1,742,817.66 | 1,742,294.69 | -          |

|     |                               |    |   |     |              |      |      |              |              |            |              |   |              |            |   |
|-----|-------------------------------|----|---|-----|--------------|------|------|--------------|--------------|------------|--------------|---|--------------|------------|---|
| 135 | Cramer Woods Apartments       | NY | 2 | 135 | 1,944,601.68 | 5.84 | 5.82 | 2,954,486.01 | 1,944,601.68 | 284,851.26 | 1,659,750.42 | - | 1,009,864.33 | -          | - |
| 136 | Pluggerville Office Park      | TX | 1 | 136 | 1,880,967.37 | 5.79 | 5.77 | 2,383,734.85 | 1,880,967.37 | 74,514.18  | 1,806,453.19 | - | 333,281.27   | 179,486.21 | - |
| 137 | Shore Mobile Acres MHP        | NJ | 1 | 137 | 1,873,216.59 | 5.46 | 5.44 | 2,792,859.86 | 1,873,216.59 | 295,551.29 | 1,577,668.30 | - | 919,643.27   | -          | - |
| 138 | St. Cloud Commons             | FL | 1 | 138 | 1,828,036.07 | 6.00 | 5.95 | 2,504,167.08 | 1,828,036.07 | 150,097.64 | 1,677,938.43 | - | 530,414.54   | 145,716.47 | - |
| 139 | Loganville Plaza              | GA | 1 | 139 | 1,800,000.00 | 5.59 | 5.57 | 2,278,576.80 | 1,800,000.00 | -          | 1,800,000.00 | - | 313,765.25   | 164,811.54 | - |
| 140 | North Hollywood Retail Centre | CA | 1 | 140 | 1,796,572.73 | 5.82 | 5.80 | 2,756,040.81 | 1,796,572.73 | 275,301.55 | 1,521,271.18 | - | 959,468.08   | -          | - |
| 141 | American Self Storage         | TX | 1 | 141 | 1,796,205.26 | 5.35 | 5.30 | 2,232,226.59 | 1,796,205.26 | 122,593.78 | 1,673,612.48 | - | 436,021.33   | -          | - |
| 142 | Beacon Office Building        | WI | 1 | 142 | 1,700,000.00 | 5.60 | 5.58 | 2,573,398.19 | 1,700,000.00 | 201,340.83 | 1,498,659.17 | - | 812,370.80   | -          | - |
| 143 | Hilton Apartments             | ID | 2 | 143 | 1,616,721.14 | 5.54 | 5.52 | 2,429,091.94 | 1,616,721.14 | 296,122.57 | 1,360,599.57 | - | 812,370.80   | -          | - |
| 144 | Cheek-Neal Building           | VA | 1 | 144 | 1,490,314.63 | 5.53 | 5.51 | 1,814,545.67 | 1,490,314.63 | 84,647.10  | 1,405,667.53 | - | 324,231.04   | -          | - |
| 145 | Aspen Leaf Apartments         | WY | 1 | 145 | 1,467,250.12 | 5.90 | 5.88 | 2,237,966.50 | 1,467,250.12 | 211,678.18 | 1,255,571.94 | - | 770,716.38   | -          | - |
| 146 | Kenmore Apartment Portfolio   | NY | 2 | 146 | 1,450,000.00 | 5.88 | 5.86 | 2,203,526.61 | 1,450,000.00 | 168,419.13 | 1,281,580.87 | - | 753,526.61   | -          | - |
| 147 | Shelborne Park II             | MI | 2 | 147 | 1,432,452.41 | 6.32 | 6.30 | 2,608,434.86 | 1,432,452.41 | 351,972.70 | 1,080,479.71 | - | 1,175,982.45 | -          | - |
| 148 | Quail Ridge Apartments        | NC | 2 | 148 | 1,417,187.39 | 5.13 | 5.11 | 1,714,185.16 | 1,417,187.39 | 89,986.33  | 1,327,201.06 | - | 296,997.77   | -          | - |
| 149 | Parkway Shopping Center       | TX | 1 | 149 | 1,400,396.87 | 5.80 | 5.78 | 2,103,466.48 | 1,400,396.87 | 307,657.64 | 1,092,739.23 | - | 703,069.61   | -          | - |
| 150 | Legacy Plaza                  | AZ | 1 | 150 | 1,346,192.94 | 5.76 | 5.74 | 2,045,757.03 | 1,346,192.94 | 204,755.22 | 1,141,437.72 | - | 699,564.09   | -          | - |
| 151 | Moravia Arms Apartments       | MD | 2 | 151 | 1,269,897.76 | 6.02 | 6.00 | 1,923,476.98 | 1,269,897.76 | 265,849.21 | 1,004,048.55 | - | 653,579.22   | -          | - |
| 152 | Parris Center                 | NC | 1 | 152 | 1,247,708.02 | 5.99 | 5.97 | 1,913,892.76 | 1,247,708.02 | 177,333.84 | 1,070,374.18 | - | 666,184.74   | -          | - |
| 153 | AG Edwards Building           | FL | 1 | 153 | 1,247,497.24 | 5.59 | 5.57 | 1,865,746.95 | 1,247,497.24 | 189,318.64 | 1,058,178.60 | - | 618,251.71   | -          | - |
| 154 | Clear-Geneseo Plaza           | NY | 1 | 154 | 1,231,346.22 | 5.55 | 5.50 | 1,838,305.79 | 1,231,346.22 | 191,129.39 | 1,040,216.83 | - | 606,959.57   | -          | - |
| 155 | Dearborn One Office           | MI | 1 | 155 | 1,208,999.75 | 6.01 | 5.99 | 1,862,482.95 | 1,208,999.75 | 172,039.08 | 1,036,960.67 | - | 653,483.20   | -          | - |
| 156 | Clay Commons Shopping Center  | AL | 1 | 156 | 1,147,702.45 | 5.60 | 5.58 | 1,731,144.08 | 1,147,702.45 | 80,094.55  | 967,607.90   | - | 583,441.63   | -          | - |
| 157 | Northlake Village MHP         | TX | 1 | 157 | 1,000,000.00 | 6.29 | 6.21 | 1,585,493.89 | 1,000,000.00 | 90,172.67  | 909,827.33   | - | 585,493.89   | -          | - |
| 158 | Franklin Retail               | IN | 1 | 158 | 823,290.23   | 5.43 | 5.41 | 1,224,900.09 | 823,290.23   | 131,297.90 | 691,992.33   | - | 401,609.86   | -          | - |
| 159 | Bombay Properties             | NC | 1 | 159 | 648,224.49   | 5.99 | 5.97 | 982,880.28   | 648,224.49   | 136,909.87 | 511,314.62   | - | 334,655.79   | -          | - |
| 160 | Central Blvd Mini Storage     | TX | 1 | 160 | 614,239.41   | 6.16 | 6.14 | 943,972.51   | 614,239.41   | 127,694.63 | 486,544.78   | - | 329,793.10   | -          | - |

The analyses, calculations, and valuations herein are based on certain assumptions and data provided by third parties which may vary from the actual characteristics of the pool. Credit Suisse First Boston LLC makes no representation that such analyses or calculations are accurate or that such valuations represent levels where actual trades may occur. Investors should rely on the information contained in or filed in connection with the prospectus / prospectus supplement.





|     |    |                              |   |     |      |              |              |              |              |              |
|-----|----|------------------------------|---|-----|------|--------------|--------------|--------------|--------------|--------------|
| 65  | OH | Cedar-Powell Plaza           | 1 | 65  | 5.15 | 6,655,174.95 | 4,560,366.55 | 747,981.06   | 3,812,385.49 | 2,094,808.40 |
| 66  | TX | Fairpoint Green Center       | 2 | 66  | 5.63 | 6,879,002.27 | 4,588,777.47 | 705,577.60   | 3,853,019.71 | 2,320,224.80 |
| 67  | OK | Serenity Mobile Home Park    | 1 | 67  | 5.28 | 6,591,785.30 | 4,490,411.74 | 713,651.60   | 3,776,760.14 | 2,101,373.56 |
| 68  | OH | Cedar-Pickering Plaza Sho    | 2 | 68  | 4.95 | 6,434,090.88 | 4,445,271.16 | 761,413.07   | 3,683,858.09 | 1,988,819.72 |
| 69  | ID | Laurel Park Apartments       | 2 | 69  | 5.52 | 6,632,278.97 | 4,426,023.63 | 693,687.54   | 3,732,336.09 | 2,206,255.34 |
| 70  | CA | Walgreens Riverside          | 1 | 70  | 5.13 | 6,556,883.53 | 4,400,000.00 | 4,087,177.01 | 3,162,883.53 | 2,156,883.53 |
| 71  | TX | Walgreens Riverfront         | 2 | 71  | 5.86 | 6,415,733.48 | 4,253,802.21 | 603,928.83   | 3,649,873.38 | 2,161,931.27 |
| 72  | CA | Embers Apartments            | 2 | 72  | 5.35 | 6,269,183.59 | 4,200,000.00 | 504,015.61   | 3,695,984.39 | 2,069,183.59 |
| 73  | TX | Olympus Hills Shopping Cente | 1 | 73  | 5.95 | 5,628,150.85 | 4,185,434.96 | 1,508,337.95 | 2,677,097.01 | 1,333,854.85 |
| 74  | UT | Lancaster Court Apartments   | 1 | 74  | 5.23 | 6,973,891.59 | 4,151,041.75 | 664,912.71   | 3,486,129.84 | 1,922,849.84 |
| 75  | TX | Riverchase Plaza             | 2 | 75  | 5.32 | 6,144,070.00 | 4,100,000.00 | 550,873.78   | 3,549,126.22 | 2,044,070.00 |
| 76  | TX | American Beauty Mill Apartme | 1 | 76  | 5.50 | 6,063,918.85 | 4,000,000.00 | 414,493.41   | 3,585,506.59 | 2,063,918.85 |
| 77  | TX | Elliot Court                 | 1 | 77  | 5.17 | 5,625,034.17 | 3,995,936.94 | 642,359.17   | 3,353,577.77 | 1,829,937.23 |
| 78  | GA | Hiram Walk                   | 1 | 78  | 5.73 | 6,080,513.79 | 3,992,265.73 | 611,563.88   | 3,380,701.85 | 1,899,248.06 |
| 79  | LA | Holiday Inn Express - Lake C | 1 | 79  | 6.27 | 6,040,639.56 | 3,976,114.84 | 1,295,890.26 | 2,680,224.58 | 2,064,524.72 |
| 80  | PA | Wimbledon Court Apartments   | 2 | 80  | 5.19 | 5,817,639.36 | 3,946,035.69 | 658,791.21   | 3,287,244.48 | 1,871,651.67 |
| 81  | MS | Fondren Corner               | 1 | 81  | 5.55 | 5,927,939.92 | 3,900,000.00 | 465,403.13   | 3,434,596.87 | 2,027,939.92 |
| 82  | NV | Alta Vista MHP               | 1 | 82  | 5.43 | 5,703,074.02 | 3,860,677.19 | 610,279.27   | 3,250,397.92 | 1,842,396.83 |
| 83  | WA | Meridian Glen                | 2 | 83  | 5.19 | 5,681,887.67 | 3,800,000.00 | 407,105.43   | 3,392,894.57 | 1,881,887.67 |
| 84  | TX | Sterling Pointe              | 2 | 84  | 5.72 | 5,682,544.44 | 3,785,200.84 | 554,237.26   | 3,230,963.58 | 1,897,943.60 |
| 85  | MD | Westview Corporate Center I  | 1 | 85  | 5.29 | 5,592,223.67 | 3,760,000.00 | 544,502.07   | 3,215,497.93 | 1,832,223.67 |
| 86  | UT | Wasatch View Estates MHP     | 2 | 86  | 5.34 | 4,505,871.50 | 3,742,077.46 | 210,362.72   | 3,531,714.74 | 1,763,794.04 |
| 87  | MO | Northeast View Apartments    | 1 | 87  | 5.46 | 5,564,694.99 | 3,736,460.24 | 579,924.08   | 3,156,536.16 | 1,828,234.75 |
| 88  | TX | Holiday Inn Express          | 1 | 88  | 5.72 | 4,373,353.86 | 3,695,090.58 | 212,737.83   | 3,482,352.75 | 1,643,438.75 |
| 89  | CA | Apollo Office                | 1 | 89  | 5.31 | 5,404,757.21 | 3,688,751.20 | 867,131.93   | 2,821,619.27 | 1,716,006.01 |
| 90  | NV | Fairview MHP                 | 2 | 90  | 5.68 | 5,472,859.22 | 3,639,516.05 | 560,743.32   | 3,078,772.73 | 1,833,343.17 |
| 91  | MD | The Crystal Building         | 1 | 91  | 5.30 | 4,386,548.50 | 3,520,000.00 | 178,257.96   | 3,341,742.04 | 1,866,548.50 |
| 92  | AZ | Deserata MHP                 | 2 | 92  | 5.47 | 5,292,462.38 | 3,500,000.00 | 423,415.97   | 3,076,584.03 | 1,792,462.38 |
| 93  | WA | East Lake Sammamish - Pad 5  | 1 | 93  | 5.33 | 5,547,579.63 | 3,496,604.82 | 3,410.91     | 3,493,193.91 | 1,642,87     |
| 94  | CA | Roseville Ridge Afd          | 1 | 94  | 5.36 | 5,180,069.00 | 3,483,936.76 | 566,013.18   | 2,917,923.58 | 1,696,132.24 |
| 95  | TX | Parlinter Springs Apartments | 2 | 95  | 5.06 | 5,102,458.88 | 3,475,000.00 | 442,511.26   | 3,032,488.74 | 1,627,458.88 |
| 96  | MD | Riggs Office Building        | 1 | 96  | 5.44 | 5,033,259.56 | 3,375,000.00 | 527,226.43   | 2,847,773.57 | 1,658,259.56 |
| 97  | VA | Coyner Park Shops            | 1 | 97  | 5.18 | 4,975,874.63 | 3,360,000.00 | 495,122.06   | 2,864,877.94 | 1,615,874.63 |
| 98  | SC | Conway Plantation MHP        | 1 | 98  | 5.69 | 4,967,685.68 | 3,287,232.06 | 2,791,683.77 | 1,680,453.62 | 1,680,453.62 |
| 99  | IL | Willow Commons               | 1 | 99  | 5.31 | 4,788,283.05 | 3,274,572.45 | 2,200,396.03 | 1,754,176.42 | 1,513,710.60 |
| 100 | TX | Fox Bend Apartments          | 2 | 100 | 5.35 | 4,835,453.54 | 3,200,000.00 | 332,875.06   | 2,867,124.84 | 1,635,453.54 |
| 101 | OH | PCH Office Building          | 1 | 101 | 5.50 | 4,774,010.70 | 3,190,468.38 | 504,247.88   | 2,686,220.50 | 1,583,542.32 |
| 102 | CA | MacArthur Park Apartments    | 2 | 102 | 5.35 | 4,650,103.29 | 3,100,000.00 | 3,066,288.33 | 2,715,263.50 | 1,550,103.29 |
| 103 | CA | Nazareth Square              | 1 | 103 | 5.72 | 4,653,746.83 | 3,066,288.33 | 467,869.66   | 2,598,398.67 | 1,587,458.50 |
| 104 | WI | Walgreens Milwaukee          | 1 | 104 | 5.10 | 4,381,326.31 | 2,996,901.29 | 509,668.11   | 2,487,233.18 | 1,394,425.02 |
| 105 | TX | Walgreens Lima               | 1 | 105 | 5.33 | 4,376,712.73 | 2,990,864.09 | 686,277.09   | 2,284,567.00 | 1,385,848.64 |
| 106 | OH | Cedar-Centerville Plaza      | 1 | 106 | 5.10 | 4,349,607.34 | 2,980,298.52 | 494,276.58   | 2,496,021.94 | 1,359,308.82 |
| 107 | MI | West Ridge Outlet            | 1 | 107 | 5.61 | 4,314,480.09 | 2,988,033.68 | 471,988.94   | 2,516,044.74 | 1,526,446.41 |
| 108 | OH | Windsor Place Apartments     | 2 | 108 | 5.16 | 4,206,650.08 | 2,920,010.44 | 468,587.30   | 2,451,423.14 | 1,286,639.64 |
| 109 | FL | Walgreens Palm Bay           | 1 | 109 | 5.26 | 4,206,176.35 | 2,847,167.20 | 467,076.35   | 2,380,090.85 | 1,359,009.15 |
| 110 | FL | Sunset Trace Apartments      | 2 | 110 | 5.62 | 4,256,826.51 | 2,810,000.00 | 386,767.63   | 2,423,232.37 | 1,446,826.51 |
| 111 | GA | Shops of Mansell             | 1 | 111 | 5.73 | 4,256,359.52 | 2,794,586.00 | 428,095.19   | 2,366,490.81 | 1,461,773.52 |
| 112 | AZ | Pioneer Storage Solutions    | 1 | 112 | 5.43 | 4,483,538.19 | 2,789,269.33 | 185,839.84   | 2,603,429.49 | 694,268.86   |
| 113 | IL | Walgreens Storage Solutions  | 1 | 113 | 5.92 | 4,124,017.40 | 2,689,959.53 | 393,757.77   | 2,296,201.76 | 1,434,057.87 |
| 114 | OH | Walgreens Lima               | 1 | 114 | 5.48 | 3,963,094.94 | 2,644,589.97 | 421,619.64   | 2,222,970.33 | 1,318,504.97 |
| 115 | FL | Walgreens Lima               | 1 | 115 | 5.48 | 3,795,349.77 | 2,613,366.09 | 583,097.89   | 2,030,268.20 | 1,185,963.68 |
| 116 | ID | CW Moore Apartments          | 2 | 116 | 5.57 | 3,543,711.76 | 2,600,000.00 | 177,718.07   | 2,422,281.93 | 943,711.76   |
| 117 | KY | Seven Oaks Apartments        | 2 | 117 | 5.34 | 3,793,327.52 | 2,554,614.55 | 416,331.04   | 2,138,283.51 | 1,238,712.97 |
| 118 | OH | Cedar-Lodi Plaza             | 1 | 118 | 5.14 | 3,665,179.71 | 2,526,873.79 | 415,096.74   | 2,111,777.05 | 1,158,305.92 |
| 119 | VA | Timbrook Square              | 1 | 119 | 5.66 | 3,681,988.62 | 2,523,363.37 | 395,959.62   | 1,997,403.75 | 1,158,625.25 |
| 120 | MI | Panera Plaza                 | 1 | 120 | 5.13 | 3,506,817.28 | 2,400,000.00 | 395,499.24   | 2,004,500.76 | 1,106,817.28 |
| 121 | NY | Cedar-Oswego Staples Store   | 1 | 121 | 5.25 | 3,321,700.46 | 2,397,475.26 | 387,146.95   | 2,010,328.31 | 1,124,225.20 |
| 122 | OH | Cedar-Ontario Plaza          | 1 | 122 | 5.15 | 3,403,958.45 | 2,332,515.36 | 392,573.44   | 1,949,941.92 | 1,071,443.09 |
| 123 | OH | Cedar-Shelby Plaza           | 1 | 123 | 5.14 | 3,401,704.64 | 2,332,498.90 | 383,165.08   | 1,949,333.82 | 1,069,205.74 |
| 124 | NY | Rock Oak MHP                 | 1 | 124 | 5.18 | 3,318,091.64 | 2,275,038.05 | 367,274.57   | 1,907,763.48 | 1,043,053.59 |
| 125 | OH | Cedar - Dover Plaza          | 1 | 125 | 5.15 | 3,309,403.96 | 2,267,723.25 | 371,946.70   | 1,895,776.55 | 1,041,680.71 |
| 126 | ID | Raymond Street Apartments    | 2 | 126 | 5.52 | 3,324,364.26 | 2,218,500.67 | 347,704.57   | 1,870,796.10 | 1,105,863.59 |
| 127 | TN | Lovell Pointe                | 1 | 127 | 5.48 | 3,265,166.60 | 2,172,951.63 | 348,309.62   | 1,642,642.01 | 1,092,214.87 |
| 128 | WA | Wauchula Square              | 1 | 128 | 5.24 | 3,045,859.75 | 2,093,508.29 | 492,283.82   | 1,601,224.47 | 952,351.46   |
| 129 | OH | Clyde Plaza                  | 1 | 129 | 5.14 | 3,023,737.37 | 2,073,332.35 | 340,591.51   | 1,612,740.84 | 950,405.02   |
| 130 | TX | Gateway Apartments           | 2 | 130 | 5.98 | 3,084,744.91 | 2,017,515.98 | 2,073,332.35 | 1,612,970.21 | 1,067,228.93 |
| 131 | GA | 1009-1039 Marietta Street    | 1 | 131 | 5.49 | 3,028,189.13 | 2,000,000.00 | 241,128.69   | 1,758,871.31 | 1,028,189.13 |
| 132 | CA | Startucks-Hersham            | 2 | 132 | 5.45 | 2,969,987.05 | 1,998,092.99 | 311,609.44   | 1,686,483.55 | 971,894.06   |
| 133 | PA | Highland MHP                 | 2 | 133 | 5.35 | 2,474,237.02 | 1,993,961.73 | 131,490.54   | 1,862,471.19 | 480,275.29   |
| 134 | CA | Cypress Retail Center        | 1 | 134 | 5.27 | 2,922,294.69 | 1,950,000.00 | 207,182.34   | 1,742,817.66 | 972,294.69   |

|     |                               |    |   |     |              |      |      |              |              |            |              |              |   |   |
|-----|-------------------------------|----|---|-----|--------------|------|------|--------------|--------------|------------|--------------|--------------|---|---|
| 135 | Cramer Woods Apartments       | NY | 2 | 135 | 1,944,601.68 | 5.84 | 5.82 | 2,954,486.01 | 1,944,601.68 | 284,851.26 | 1,659,750.42 | 1,009,884.33 | - | - |
| 136 | Pluigerville Office Park      | TX | 1 | 136 | 1,880,967.37 | 5.79 | 5.77 | 2,232,313.17 | 1,880,967.37 | 74,514.18  | 1,806,453.19 | 333,281.27   | - | - |
| 137 | Shore Mobile Acres MHP        | NJ | 1 | 137 | 1,873,216.59 | 5.46 | 5.44 | 2,792,859.86 | 1,873,216.59 | 295,551.29 | 1,577,665.30 | 919,643.27   | - | - |
| 138 | St. Cloud Commons             | FL | 1 | 138 | 1,828,036.07 | 6.00 | 5.95 | 2,375,229.99 | 1,828,036.07 | 150,097.64 | 1,677,938.43 | 530,414.54   | - | - |
| 139 | Loganville Plaza              | GA | 1 | 139 | 1,800,000.00 | 5.59 | 5.57 | 2,131,765.25 | 1,800,000.00 | -          | 1,800,000.00 | 313,765.25   | - | - |
| 140 | North Hollywood Retail Centre | CA | 1 | 140 | 1,796,572.73 | 5.82 | 5.80 | 2,756,040.81 | 1,796,572.73 | 275,301.55 | 1,521,271.18 | 959,468.08   | - | - |
| 141 | American Self Storage         | TX | 1 | 141 | 1,796,205.26 | 5.35 | 5.30 | 2,232,226.59 | 1,796,205.26 | 122,592.78 | 1,673,612.48 | 436,021.33   | - | - |
| 142 | Beacon Office Building        | WI | 1 | 142 | 1,700,000.00 | 5.60 | 5.58 | 2,573,998.19 | 1,700,000.00 | 201,340.83 | 1,498,659.17 | 873,398.19   | - | - |
| 143 | Hilton Apartments             | ID | 2 | 143 | 1,616,721.14 | 5.54 | 5.52 | 2,429,091.94 | 1,616,721.14 | 256,122.37 | 1,360,588.57 | 812,370.80   | - | - |
| 144 | Cheek-Neal Building           | VA | 1 | 144 | 1,490,314.63 | 5.53 | 5.51 | 1,814,548.67 | 1,490,314.63 | 84,047.10  | 1,405,667.53 | 324,231.04   | - | - |
| 145 | Aspen Leaf Apartments         | WY | 1 | 145 | 1,467,250.12 | 5.90 | 5.88 | 2,237,968.50 | 1,467,250.12 | 211,678.18 | 1,255,571.94 | 770,716.38   | - | - |
| 146 | Kenmore Apartment Portfolio   | NY | 2 | 146 | 1,450,000.00 | 5.88 | 5.88 | 2,203,526.61 | 1,450,000.00 | 168,419.13 | 1,281,580.87 | 753,526.61   | - | - |
| 147 | Shelborne Park II             | MI | 2 | 147 | 1,432,452.41 | 6.32 | 6.30 | 2,608,434.86 | 1,432,452.41 | 351,972.70 | 1,080,479.71 | 1,175,982.45 | - | - |
| 148 | Quail Ridge Apartments        | NC | 2 | 148 | 1,417,187.39 | 5.13 | 5.11 | 1,714,185.16 | 1,417,187.39 | 89,986.33  | 1,327,201.06 | 703,069.61   | - | - |
| 149 | Parkway Shopping Center       | TX | 1 | 149 | 1,400,396.97 | 5.80 | 5.78 | 2,103,466.48 | 1,400,396.97 | 307,657.64 | 1,092,739.23 | 703,069.61   | - | - |
| 150 | Legacy Plaza                  | AZ | 1 | 150 | 1,346,192.94 | 5.76 | 5.74 | 2,045,757.03 | 1,346,192.94 | 204,755.22 | 1,141,437.72 | 699,564.09   | - | - |
| 151 | Moravia Arms Apartments       | MD | 2 | 151 | 1,269,897.76 | 6.02 | 6.00 | 1,923,476.98 | 1,269,897.76 | 265,849.21 | 1,004,048.55 | 653,879.22   | - | - |
| 152 | Morris Center                 | NC | 1 | 152 | 1,247,708.02 | 5.99 | 5.97 | 1,913,892.76 | 1,247,708.02 | 177,333.84 | 1,070,374.18 | 666,184.74   | - | - |
| 153 | AG Edwards Building           | FL | 1 | 153 | 1,247,497.24 | 5.59 | 5.57 | 1,865,748.95 | 1,247,497.24 | 189,318.64 | 1,058,178.60 | 618,251.71   | - | - |
| 154 | Cedar-Genesee Plaza           | NY | 1 | 154 | 1,231,346.22 | 5.55 | 5.50 | 1,838,305.79 | 1,231,346.22 | 191,129.39 | 1,040,216.83 | 606,959.57   | - | - |
| 155 | Dearborn One Office           | MI | 1 | 155 | 1,208,999.75 | 6.01 | 5.99 | 1,862,482.95 | 1,208,999.75 | 172,039.08 | 1,036,960.67 | 653,483.20   | - | - |
| 156 | Clay Commons Shopping Center  | AL | 1 | 156 | 1,147,702.45 | 5.60 | 5.58 | 1,731,144.08 | 1,147,702.45 | 180,094.55 | 967,607.30   | 583,441.63   | - | - |
| 157 | Northlake Village MHP         | TX | 1 | 157 | 1,000,000.00 | 6.29 | 6.21 | 1,585,493.89 | 1,000,000.00 | 90,172.67  | 909,827.33   | 585,493.89   | - | - |
| 158 | Franklin Retail               | IN | 1 | 158 | 823,290.23   | 5.43 | 5.41 | 1,224,900.09 | 823,290.23   | 131,297.90 | 691,992.33   | 401,609.86   | - | - |
| 159 | Bombay Properties             | NC | 1 | 159 | 648,224.49   | 5.99 | 5.97 | 982,880.28   | 648,224.49   | 136,909.87 | 511,314.62   | 334,655.79   | - | - |
| 160 | Central Blvd Mini Storage     | TX | 1 | 160 | 614,239.41   | 6.16 | 6.14 | 943,972.51   | 614,239.41   | 127,694.63 | 486,544.78   | 329,733.10   | - | - |

The analyses, calculations, and valuations herein are based on certain assumptions and data provided by third parties which may vary from the actual characteristics of the pool. Credit Suisse First Boston LLC makes no representation that such analyses or calculations are accurate or that such valuations represent levels where actual trades may occur. Investors should rely on the information contained in or filed in connection with the prospectus / prospectus supplement.





|     |                              |    |   |     |              |      |      |              |              |              |   |              |              |   |            |            |
|-----|------------------------------|----|---|-----|--------------|------|------|--------------|--------------|--------------|---|--------------|--------------|---|------------|------------|
| 135 | Cramer Woods Apartments      | NY | 2 | 135 | 1,944,601.68 | 5.84 | 5.82 | 2,719,948.27 | 1,780,002.26 | 1,482,361.05 | - | 1,220,047.27 | 939,946.01   | - | 164,599.42 | 297,641.21 |
| 136 | Pluggerville Office Park     | TX | 1 | 136 | 1,870,967.37 | 5.79 | 5.77 | 2,622,654.56 | 1,721,855.47 | 1,434,204.22 | - | 1,178,369.29 | 900,799.09   | - | 159,111.90 | 287,651.24 |
| 137 | Shore Mobile Acres MHP       | NJ | 1 | 137 | 1,873,216.59 | 5.46 | 5.44 | 2,567,094.37 | 1,713,248.48 | 1,424,451.57 | - | 1,153,678.83 | 853,845.89   | - | 153,376.75 | 275,537.98 |
| 138 | St. Cloud Commons            | FL | 1 | 138 | 1,828,036.07 | 6.00 | 5.95 | 2,569,954.12 | 1,674,659.32 | 1,399,121.34 | - | 1,096,041.44 | 885,294.80   | - | 161,640.60 | 296,676.92 |
| 139 | Loganville Plaza             | GA | 1 | 139 | 1,800,000.00 | 5.59 | 5.57 | 2,521,795.52 | 1,638,359.40 | 1,341,682.47 | - | 1,236,324.11 | 883,436.12   | - | 153,086.37 | 276,816.23 |
| 140 | North Hollywood Retail Cente | CA | 1 | 140 | 1,796,572.73 | 5.82 | 5.80 | 2,514,603.55 | 1,643,486.36 | 1,366,670.13 | - | 1,122,558.21 | 871,117.19   | - | 83,269.54  | 150,953.03 |
| 141 | American Self Storage        | TX | 1 | 141 | 1,796,205.26 | 5.35 | 5.30 | 2,145,936.55 | 1,712,935.72 | 1,561,982.68 | - | 1,442,329.91 | 433,000.83   | - | 145,256.38 | 264,073.35 |
| 142 | Beacon Office Building       | WI | 2 | 142 | 1,700,000.00 | 5.60 | 5.58 | 2,350,036.10 | 1,554,743.62 | 1,290,670.26 | - | 1,114,072.97 | 795,292.49   | - | 137,261.42 | 247,873.83 |
| 143 | Hilton Apartments            | ID | 2 | 143 | 1,616,721.14 | 5.64 | 5.52 | 2,222,799.32 | 1,479,459.72 | 1,231,585.89 | - | 1,217,142.44 | 350,782.54   | - | 64,826.45  | 117,577.18 |
| 144 | Cheek-Near Building          | VA | 1 | 144 | 1,490,314.63 | 5.53 | 5.51 | 1,776,270.73 | 1,425,488.18 | 1,307,911.00 | - | 923,052.42   | 717,338.37   | - | 124,334.57 | 224,928.03 |
| 145 | Aspen Leaf Apartments        | WY | 2 | 145 | 1,467,250.12 | 5.80 | 5.68 | 2,060,253.91 | 1,342,915.55 | 1,117,987.52 | - | 946,265.00   | 709,460.10   | - | 123,390.58 | 224,137.00 |
| 146 | Kenmore Apartment Portfolio  | NY | 2 | 146 | 1,450,000.00 | 5.88 | 5.86 | 2,036,089.53 | 1,326,609.42 | 1,102,472.42 | - | 681,478.64   | 1,011,300.82 | - | 163,590.08 | 294,637.82 |
| 147 | Sheilbome Park II            | MI | 2 | 147 | 1,432,452.41 | 6.32 | 6.30 | 2,290,163.15 | 1,268,862.33 | 974,024.51   | - | 1,142,426.00 | 318,698.82   | - | 63,548.21  | 115,054.22 |
| 148 | Quail Ridge Apartments       | NC | 2 | 148 | 1,417,187.39 | 5.13 | 5.11 | 1,672,338.00 | 1,353,639.18 | 1,238,584.95 | - | 797,193.52   | 653,281.72   | - | 115,217.75 | 205,305.66 |
| 149 | Parkway Shopping Center      | TX | 1 | 149 | 1,400,396.87 | 5.80 | 5.78 | 1,938,460.84 | 1,285,179.12 | 1,079,873.46 | - | 846,559.80   | 636,797.82   | - | 113,081.98 | 204,424.30 |
| 150 | Legacy Plaza                 | AZ | 1 | 150 | 1,346,192.94 | 5.76 | 5.74 | 1,869,908.78 | 1,233,110.96 | 1,028,686.66 | - | 736,707.25   | 609,240.21   | - | 103,510.81 | 184,711.64 |
| 151 | Moravia Arms Apartments      | MD | 2 | 151 | 1,269,897.76 | 6.02 | 6.00 | 1,775,627.16 | 1,166,386.95 | 981,675.31   | - | 786,980.66   | 620,042.75   | - | 105,849.47 | 191,566.38 |
| 152 | Parris Center                | NC | 1 | 152 | 1,247,708.02 | 5.99 | 5.97 | 1,761,901.30 | 1,141,858.55 | 950,292.16   | - | 777,662.55   | 575,445.28   | - | 105,294.98 | 190,208.59 |
| 153 | AG Edwards Building          | FL | 1 | 153 | 1,247,497.24 | 5.59 | 5.57 | 1,717,647.54 | 1,142,202.26 | 951,993.67   | - | 769,539.28   | 556,601.24   | - | 103,156.18 | 186,295.76 |
| 154 | Cedar-Genesio Plaza          | NY | 1 | 154 | 1,231,346.22 | 5.55 | 5.50 | 1,684,791.28 | 1,128,190.04 | 941,894.28   | - | 760,503.59   | 607,154.90   | - | 103,312.29 | 187,009.92 |
| 155 | Dearborn One Office          | MI | 1 | 155 | 1,209,999.75 | 6.01 | 5.99 | 1,712,842.36 | 1,105,687.46 | 918,677.54   | - | 715,667.13   | 530,431.93   | - | 96,884.39  | 175,023.72 |
| 156 | Clay Commons Shopping Center | AL | 1 | 156 | 1,147,702.45 | 5.60 | 5.58 | 1,581,249.98 | 1,050,818.06 | 875,794.33   | - | 675,157.05   | 532,440.05   | - | 87,382.52  | 159,752.61 |
| 157 | Northlake Village MHP        | TX | 1 | 157 | 1,000,000.00 | 6.29 | 6.21 | 1,445,057.53 | 912,617.48   | 752,864.88   | - | 505,975.06   | 372,877.44   | - | 70,246.37  | 126,776.93 |
| 158 | Franklin Retail              | IN | 1 | 158 | 823,290.23   | 5.43 | 5.41 | 1,125,921.30 | 753,043.86   | 626,267.23   | - | 374,137.15   | 311,480.60   | - | 53,180.98  | 94,896.93  |
| 159 | Bombay Properties            | NC | 1 | 159 | 648,224.49   | 5.99 | 5.97 | 906,524.11   | 595,043.51   | 500,146.59   | - | 355,190.01   | 306,369.68   | - | 50,865.50  | 90,855.73  |
| 160 | Central Blvd Mini Storage    | TX | 1 | 160 | 614,239.41   | 6.16 | 6.14 | 869,745.60   | 563,375.91   | 472,520.19   | - | -            | -            | - | -          | -          |

The analyses, calculations, and valuations herein are based on certain assumptions and data provided by third parties which may vary from the actual characteristics of the pool. Credit Suisse First Boston LLC makes no representation that such analyses or calculations are accurate or that such valuations represent levels where actual trades may occur. Investors should rely on the information contained in or filed in connection with the prospectus / prospectus supplement.





|     |                              |    |   |     |              |      |      |              |              |            |              |        |            |   |   |            |            |
|-----|------------------------------|----|---|-----|--------------|------|------|--------------|--------------|------------|--------------|--------|------------|---|---|------------|------------|
| 135 | Cramer Woods Apartments      | NY | 2 | 135 | 1,944,601.68 | 5.84 | 5.82 | 2,482,083.37 | 1,661,749.90 | 223,003.72 | 926,822.87   | 65.96  | 820,333.47 | - | - | 282,851.78 | 511,923.30 |
| 136 | Plugerville Office Park      | TX | 1 | 136 | 1,860,967.37 | 5.79 | 5.77 | 2,402,532.93 | 1,602,729.05 | 223,400.22 | 875,982.88   | 91.04  | 799,823.88 | - | - | 278,238.32 | 503,346.25 |
| 137 | Shore Mobile Acres MHP       | NJ | 1 | 137 | 1,873,216.59 | 5.46 | 5.44 | 2,342,792.33 | 1,598,590.10 | 230,369.70 | 871,947.10   | 65.89  | 744,212.23 | - | - | 274,636.49 | 496,263.30 |
| 138 | St. Cloud Commons            | FL | 1 | 138 | 1,828,036.07 | 6.00 | 5.95 | 2,354,916.79 | 1,559,731.69 | 264,351.94 | 812,946.53   | 115.98 | 795,185.10 | - | - | 268,304.38 | 482,433.23 |
| 139 | Loganville Plaza             | GA | 1 | 139 | 1,800,000.00 | 5.59 | 5.57 | 2,299,905.02 | 1,516,454.77 | 85,164.90  | 915,958.70   | 73.30  | 781,450.25 | - | - | 281,545.23 | 517,331.17 |
| 140 | North Hollywood Retail Cente | CA | 1 | 140 | 1,796,572.73 | 5.82 | 5.80 | 2,301,875.91 | 1,529,124.02 | 213,039.55 | 832,153.05   | 93.22  | 772,751.89 | - | - | 267,448.71 | 483,931.42 |
| 141 | American Self Storage        | TX | 1 | 141 | 1,796,205.26 | 5.35 | 5.30 | 2,046,961.10 | 1,643,328.61 | 112,257.22 | 1,253,867.24 | 93.29  | 403,632.49 | - | - | 152,876.65 | 277,204.15 |
| 142 | Beacon Office Building       | WI | 1 | 142 | 1,700,000.00 | 5.60 | 5.58 | 2,152,868.71 | 1,448,750.40 | 150,543.97 | 832,563.73   | 74.90  | 707,118.31 | - | - | 254,249.60 | 462,642.71 |
| 143 | Hilton Apartments            | ID | 2 | 143 | 1,616,312.14 | 5.54 | 5.52 | 2,034,119.74 | 1,378,201.73 | 199,036.01 | 748,110.81   | 71.93  | 655,918.01 | - | - | 238,519.41 | 431,054.91 |
| 144 | Cheek-Neal Building          | VA | 1 | 144 | 1,490,314.63 | 5.53 | 5.51 | 1,884,835.68 | 1,378,877.17 | 79,187.59  | 1,097,473.46 | 46.56  | 305,958.51 | - | - | 111,437.46 | 202,216.12 |
| 145 | Aspen Leat Apartments        | WY | 2 | 145 | 1,467,250.12 | 5.90 | 5.88 | 1,879,600.02 | 1,253,614.75 | 165,676.08 | 701,123.17   | 49.10  | 625,985.27 | - | - | 210,814.07 | 386,813.50 |
| 146 | Kenmore Apartment Portfolio  | NY | 2 | 146 | 1,450,000.00 | 5.88 | 5.86 | 1,854,781.75 | 1,239,185.93 | 129,027.50 | 726,805.17   | 38.32  | 615,595.83 | - | - | 210,814.07 | 383,353.25 |
| 147 | Sherborne Park II            | MI | 2 | 147 | 1,432,452.41 | 6.32 | 6.30 | 2,008,703.66 | 1,163,044.56 | 231,526.96 | 445,091.38   | 49.70  | 845,659.10 | - | - | 269,407.85 | 486,426.22 |
| 148 | Quail Ridge Apartments       | NC | 2 | 148 | 1,417,187.39 | 5.13 | 5.11 | 1,566,610.30 | 1,307,688.54 | 83,759.24  | 1,025,579.77 | 47.24  | 278,921.76 | - | - | 109,498.85 | 198,349.53 |
| 149 | Parkway Shopping Center      | TX | 1 | 149 | 1,400,396.87 | 5.80 | 5.78 | 1,773,768.29 | 1,201,768.70 | 240,231.74 | 607,059.34   | 75.10  | 571,999.59 | - | - | 198,628.17 | 354,477.62 |
| 150 | Legacy Plaza                 | AZ | 1 | 150 | 1,346,192.94 | 5.76 | 5.74 | 1,714,208.94 | 1,148,266.32 | 159,379.15 | 630,852.00   | 70.73  | 565,942.62 | - | - | 197,926.62 | 358,035.17 |
| 151 | Moravia Arms Apartments      | MD | 2 | 151 | 1,269,897.76 | 6.02 | 6.00 | 1,625,136.34 | 1,091,287.06 | 208,519.48 | 563,570.19   | 67.19  | 533,849.28 | - | - | 178,610.70 | 319,197.39 |
| 152 | Parris Center                | NC | 1 | 152 | 1,247,708.02 | 5.99 | 5.97 | 1,606,877.78 | 1,065,854.09 | 138,742.46 | 597,708.70   | 41.25  | 541,023.69 | - | - | 181,853.93 | 329,402.93 |
| 153 | AG Edwards Building          | NY | 1 | 153 | 1,247,497.24 | 5.59 | 5.57 | 1,568,853.74 | 1,066,507.14 | 148,371.24 | 590,898.56   | 43.47  | 502,346.60 | - | - | 160,990.10 | 327,237.34 |
| 154 | Cedar-Genesee Plaza          | NY | 1 | 154 | 1,231,346.22 | 5.55 | 5.50 | 1,543,924.22 | 1,051,797.36 | 149,419.74 | 577,881.09   | 59.68  | 492,126.86 | - | - | 179,548.86 | 324,496.53 |
| 155 | Dearborn One Office          | MI | 1 | 155 | 1,206,999.75 | 6.01 | 5.99 | 1,561,126.58 | 1,031,635.37 | 134,231.47 | 576,072.17   | 43.10  | 529,491.20 | - | - | 177,364.38 | 321,331.74 |
| 156 | Clay Commons Shopping Center | AL | 1 | 156 | 1,147,702.45 | 5.60 | 5.58 | 1,449,295.58 | 978,255.98   | 139,914.90 | 532,029.02   | 50.62  | 471,039.61 | - | - | 169,446.47 | 306,312.06 |
| 157 | Norrlake Village MHP         | TX | 1 | 157 | 1,000,000.00 | 6.29 | 6.21 | 1,319,665.04 | 847,362.07   | 65,200.48  | 502,845.12   | 41.55  | 472,302.97 | - | - | 152,637.93 | 279,316.47 |
| 158 | Franklin Retail              | IN | 1 | 158 | 823,290.23   | 5.43 | 5.41 | 1,027,707.11 | 702,679.13   | 102,355.44 | 382,451.65   | 29.25  | 325,027.98 | - | - | 120,611.10 | 217,872.03 |
| 159 | Bombay Properties            | NC | 1 | 159 | 648,224.49   | 5.99 | 5.97 | 829,275.14   | 556,518.00   | 107,108.00 | 285,523.70   | 32.44  | 272,757.15 | - | - | 91,706.49  | 163,886.29 |
| 160 | Central Blvd Mini Storage    | TX | 1 | 160 | 614,238.41   | 6.16 | 6.14 | 794,695.95   | 526,610.18   | 99,554.41  | 270,294.63   | 31.79  | 268,085.77 | - | - | 87,629.23  | 156,761.14 |

The analyses, calculations, and valuations herein are based on certain assumptions and data provided by third parties which may vary from the actual characteristics of the pool. Credit Suisse First Boston LLC makes no representation that such analyses or calculations are accurate or that such valuations represent levels where actual trades may occur. Investors should rely on the information contained in or filed in connection with the prospectus / prospectus supplement.



|      |        |        |        |        |        |
|------|--------|--------|--------|--------|--------|
| 1YR  | 2YR    | 3YR    | 5YR    | 10YR   | 30YR   |
| 3.65 | 3.9426 | 3.9923 | 4.0623 | 4.2383 | 4.4595 |

CSFBRED-2005C4-V2.3 A1  
 Yield Table(Speeds Start after YMP Inc. Prepay Penalties)  
 Current Balance \$39,000,000 Gross WAC 7.2352  
 Pass-Thru Rate 4.605 Current WAM  
 Accrued Days / Del 23 / 14 Settlement Date 08/24/2005 333 The analyses, calculations, and valuations herein are based on certain assumptions and data provided by third parties  
 Factor Date 08/25/2005 makes no representation that such analyses or calculations are accurate or that such valuations represent levels where actual trades may occur. Investors should rely on the information contained in or filed in connection with the prospectus / prospectus supplement.

| Prepayments Price | 0.0% CPR |           | 25.0% CPR |           | 50.0% CPR |           | 75.0% CPR |           | 100.0% CPR |           |
|-------------------|----------|-----------|-----------|-----------|-----------|-----------|-----------|-----------|------------|-----------|
|                   | Yield    | ModDur    | Yield     | ModDur    | Yield     | ModDur    | Yield     | ModDur    | Yield      | ModDur    |
| 99.75 99-24       | 4.678    | 2.48      | 4.678     | 2.47      | 4.678     | 2.46      | 4.678     | 2.45      | 4.679      | 2.41      |
| 99.78125 99-25    | 4.665    |           | 4.665     |           | 4.665     |           | 4.666     |           | 4.666      |           |
| 99.8125 99-26     | 4.653    |           | 4.653     |           | 4.653     |           | 4.653     |           | 4.653      |           |
| 99.84375 99-27    | 4.64     |           | 4.64      |           | 4.64      |           | 4.64      |           | 4.64       |           |
| 99.875 99-28      | 4.628    |           | 4.627     |           | 4.627     |           | 4.627     |           | 4.627      |           |
| 99.90625 99-29    | 4.615    |           | 4.615     |           | 4.615     |           | 4.615     |           | 4.614      |           |
| 99.9375 99-30     | 4.602    |           | 4.602     |           | 4.602     |           | 4.602     |           | 4.601      |           |
| 99.96875 99-31    | 4.59     |           | 4.59      |           | 4.589     |           | 4.589     |           | 4.588      |           |
| 100 100-00        | 4.577    | 2.48      | 4.577     | 2.47      | 4.577     | 2.46      | 4.577     | 2.45      | 4.575      | 2.42      |
| 100.03125 100-01  | 4.565    |           | 4.564     |           | 4.564     |           | 4.564     |           | 4.562      |           |
| 100.0625 100-02   | 4.552    |           | 4.552     |           | 4.551     |           | 4.551     |           | 4.55       |           |
| 100.09375 100-03  | 4.54     |           | 4.539     |           | 4.539     |           | 4.538     |           | 4.537      |           |
| 100.125 100-04    | 4.527    |           | 4.527     |           | 4.526     |           | 4.526     |           | 4.524      |           |
| 100.15625 100-05  | 4.515    |           | 4.514     |           | 4.514     |           | 4.513     |           | 4.511      |           |
| 100.1875 100-06   | 4.502    |           | 4.501     |           | 4.501     |           | 4.5       |           | 4.498      |           |
| 100.21875 100-07  | 4.49     |           | 4.489     |           | 4.488     |           | 4.488     |           | 4.485      |           |
| 100.25 100-08     | 4.477    | 2.48      | 4.476     | 2.47      | 4.476     | 2.47      | 4.475     | 2.46      | 4.472      | 2.42      |
| 100.28125 100-09  | 4.465    |           | 4.464     |           | 4.463     |           | 4.462     |           | 4.46       |           |
| 100.3125 100-10   | 4.452    |           | 4.451     |           | 4.451     |           | 4.45      |           | 4.447      |           |
| 100.34375 100-11  | 4.44     |           | 4.438     |           | 4.438     |           | 4.437     |           | 4.434      |           |
| 100.375 100-12    | 4.427    |           | 4.426     |           | 4.425     |           | 4.425     |           | 4.421      |           |
| 100.40625 100-13  | 4.415    |           | 4.413     |           | 4.413     |           | 4.412     |           | 4.408      |           |
| 100.4375 100-14   | 4.402    |           | 4.401     |           | 4.4       |           | 4.399     |           | 4.395      |           |
| 100.46875 100-15  | 4.39     |           | 4.388     |           | 4.388     |           | 4.387     |           | 4.383      |           |
| 100.5 100-16      | 4.377    | 2.49      | 4.376     | 2.47      | 4.375     | 2.47      | 4.374     | 2.46      | 4.37       | 2.42      |
| 100.53125 100-17  | 4.365    |           | 4.363     |           | 4.363     |           | 4.362     |           | 4.357      |           |
| 100.5625 100-18   | 4.352    |           | 4.351     |           | 4.35      |           | 4.349     |           | 4.344      |           |
| 100.59375 100-19  | 4.34     |           | 4.338     |           | 4.337     |           | 4.336     |           | 4.332      |           |
| 100.625 100-20    | 4.327    |           | 4.326     |           | 4.325     |           | 4.324     |           | 4.319      |           |
| 100.65625 100-21  | 4.315    |           | 4.313     |           | 4.312     |           | 4.311     |           | 4.306      |           |
| 100.6875 100-22   | 4.302    |           | 4.301     |           | 4.3       |           | 4.299     |           | 4.293      |           |
| 100.71875 100-23  | 4.29     |           | 4.288     |           | 4.287     |           | 4.286     |           | 4.28       |           |
| Avg Life          |          | 2.74      |           | 2.72      |           | 2.71      |           | 2.7       |            | 2.66      |
| First Pay         |          | 9/15/2005 |           | 9/15/2005 |           | 9/15/2005 |           | 9/15/2005 |            | 9/15/2005 |
| Last Pay          |          | 5/15/2010 |           | 2/15/2010 |           | 2/15/2010 |           | 2/15/2010 |            | 1/15/2010 |
| Prin. Window      |          | 57        |           | 54        |           | 54        |           | 54        |            | 53        |

CSFBRED-2005C4-V2.3 A1A

Yield Table(Speeds Start after YMP Inc. Prepay Penalties)

Current Balance \$377,179,000 Gross WAC 7.2352  
 Pass-Thru Rate 4.979 Current WAM 333  
 Accrued Days / Del 23 / 14 Settlement 08/24/2005  
 Factor Date 08/25/2005

| Prepayments Price | 0.0% CPR |           | 25.0% CPR |           | 50.0% CPR |           | 75.0% CPR |           | 100.0% CPR |           |
|-------------------|----------|-----------|-----------|-----------|-----------|-----------|-----------|-----------|------------|-----------|
|                   | Yield    | ModDur    | Yield     | ModDur    | Yield     | ModDur    | Yield     | ModDur    | Yield      | ModDur    |
| 100.00125 100-00  | 5.004    | 7.16      | 5.004     | 7.16      | 5.004     | 7.16      | 5.004     | 7.16      | 5.004      | 7.16      |
| 100.03125 100-01  | 5        |           | 5         |           | 5         |           | 5         |           | 5          |           |
| 100.0625 100-02   | 4.995    |           | 4.995     |           | 4.995     |           | 4.995     |           | 4.995      |           |
| 100.09375 100-03  | 4.991    |           | 4.991     |           | 4.991     |           | 4.991     |           | 4.991      |           |
| 100.125 100-04    | 4.987    |           | 4.987     |           | 4.987     |           | 4.987     |           | 4.987      |           |
| 100.15625 100-05  | 4.982    |           | 4.982     |           | 4.982     |           | 4.982     |           | 4.982      |           |
| 100.1875 100-06   | 4.978    |           | 4.978     |           | 4.978     |           | 4.978     |           | 4.978      |           |
| 100.21875 100-07  | 4.974    |           | 4.974     |           | 4.974     |           | 4.974     |           | 4.974      |           |
| 100.25 100-08     | 4.969    | 7.17      | 4.969     | 7.17      | 4.969     | 7.17      | 4.969     | 7.17      | 4.969      | 7.17      |
| 100.28125 100-09  | 4.965    |           | 4.965     |           | 4.965     |           | 4.965     |           | 4.965      |           |
| 100.3125 100-10   | 4.961    |           | 4.961     |           | 4.961     |           | 4.961     |           | 4.961      |           |
| 100.34375 100-11  | 4.956    |           | 4.956     |           | 4.956     |           | 4.956     |           | 4.956      |           |
| 100.375 100-12    | 4.952    |           | 4.952     |           | 4.952     |           | 4.952     |           | 4.952      |           |
| 100.40625 100-13  | 4.948    |           | 4.948     |           | 4.948     |           | 4.948     |           | 4.948      |           |
| 100.4375 100-14   | 4.943    |           | 4.943     |           | 4.943     |           | 4.943     |           | 4.943      |           |
| 100.46875 100-15  | 4.939    |           | 4.939     |           | 4.939     |           | 4.939     |           | 4.939      |           |
| 100.5 100-16      | 4.935    | 7.17      | 4.935     | 7.17      | 4.935     | 7.17      | 4.935     | 7.17      | 4.935      | 7.17      |
| 100.53125 100-17  | 4.93     |           | 4.93      |           | 4.93      |           | 4.93      |           | 4.93       |           |
| 100.5625 100-18   | 4.926    |           | 4.926     |           | 4.926     |           | 4.926     |           | 4.926      |           |
| 100.59375 100-19  | 4.922    |           | 4.922     |           | 4.922     |           | 4.922     |           | 4.922      |           |
| 100.625 100-20    | 4.917    |           | 4.917     |           | 4.917     |           | 4.917     |           | 4.917      |           |
| 100.65625 100-21  | 4.913    |           | 4.913     |           | 4.913     |           | 4.913     |           | 4.913      |           |
| 100.6875 100-22   | 4.909    |           | 4.909     |           | 4.909     |           | 4.909     |           | 4.909      |           |
| 100.71875 100-23  | 4.904    |           | 4.904     |           | 4.904     |           | 4.904     |           | 4.904      |           |
| 100.75 100-24     | 4.9      | 7.18      | 4.9       | 7.18      | 4.9       | 7.18      | 4.9       | 7.18      | 4.9        | 7.18      |
| 100.78125 100-25  | 4.896    |           | 4.896     |           | 4.896     |           | 4.896     |           | 4.896      |           |
| 100.8125 100-26   | 4.891    |           | 4.891     |           | 4.891     |           | 4.891     |           | 4.891      |           |
| 100.84375 100-27  | 4.887    |           | 4.887     |           | 4.887     |           | 4.887     |           | 4.887      |           |
| 100.875 100-28    | 4.883    |           | 4.883     |           | 4.883     |           | 4.883     |           | 4.883      |           |
| 100.90625 100-29  | 4.879    |           | 4.879     |           | 4.879     |           | 4.879     |           | 4.879      |           |
| 100.9375 100-30   | 4.874    |           | 4.874     |           | 4.874     |           | 4.874     |           | 4.874      |           |
| 100.96875 100-31  | 4.87     |           | 4.87      |           | 4.87      |           | 4.87      |           | 4.87       |           |
| Avg Life          |          | 9.19      |           | 9.19      |           | 9.19      |           | 9.18      |            | 9.16      |
| First Pay         |          | 9/15/2005 |           | 9/15/2005 |           | 9/15/2005 |           | 9/15/2005 |            | 9/15/2005 |
| Last Pay          |          | 7/15/2015 |           | 6/15/2015 |           | 6/15/2015 |           | 6/15/2015 |            | 4/15/2015 |
| Prin. Window      |          | 119       |           | 118       |           | 118       |           | 118       |            | 116       |

CSFBRED-2005C4-V2.3 A2

Yield Table(Speeds Start after YMP Inc. Prepay Penalties)

Current Balance \$138,000,000 Gross WAC 7.2352  
 Pass-Thru Rate 4.825 Current WAM 333  
 Accrued Days / Del 23 / 14 Settlement 08/24/2005  
 Factor Date 08/25/2005

| Prepayments Price | 0.0% CPR |           | 25.0% CPR |           | 50.0% CPR |           | 75.0% CPR |           | 100.0% CPR |           |
|-------------------|----------|-----------|-----------|-----------|-----------|-----------|-----------|-----------|------------|-----------|
|                   | Yield    | ModDur    | Yield     | ModDur    | Yield     | ModDur    | Yield     | ModDur    | Yield      | ModDur    |
| 100 100-00        | 4.829    | 4.16      | 4.829     | 4.15      | 4.828     | 4.14      | 4.828     | 4.12      | 4.827      | 3.97      |
| 100.03125 100-01  | 4.821    |           | 4.821     |           | 4.821     |           | 4.821     |           | 4.819      |           |
| 100.0625 100-02   | 4.814    |           | 4.814     |           | 4.813     |           | 4.813     |           | 4.811      |           |
| 100.09375 100-03  | 4.806    |           | 4.806     |           | 4.806     |           | 4.806     |           | 4.803      |           |
| 100.125 100-04    | 4.799    |           | 4.799     |           | 4.798     |           | 4.798     |           | 4.795      |           |
| 100.15625 100-05  | 4.791    |           | 4.791     |           | 4.791     |           | 4.791     |           | 4.787      |           |
| 100.1875 100-06   | 4.784    |           | 4.784     |           | 4.783     |           | 4.783     |           | 4.78       |           |
| 100.21875 100-07  | 4.776    |           | 4.776     |           | 4.776     |           | 4.775     |           | 4.772      |           |
| 100.25 100-08     | 4.769    | 4.16      | 4.769     | 4.15      | 4.768     | 4.14      | 4.768     | 4.12      | 4.764      | 3.97      |
| 100.28125 100-09  | 4.761    |           | 4.761     |           | 4.761     |           | 4.76      |           | 4.756      |           |
| 100.3125 100-10   | 4.754    |           | 4.754     |           | 4.753     |           | 4.753     |           | 4.748      |           |
| 100.34375 100-11  | 4.747    |           | 4.746     |           | 4.746     |           | 4.745     |           | 4.74       |           |
| 100.375 100-12    | 4.739    |           | 4.739     |           | 4.738     |           | 4.738     |           | 4.733      |           |
| 100.40625 100-13  | 4.732    |           | 4.731     |           | 4.731     |           | 4.73      |           | 4.725      |           |
| 100.4375 100-14   | 4.724    |           | 4.724     |           | 4.723     |           | 4.723     |           | 4.717      |           |
| 100.46875 100-15  | 4.717    |           | 4.716     |           | 4.716     |           | 4.715     |           | 4.709      |           |
| 100.5 100-16      | 4.709    | 4.16      | 4.709     | 4.16      | 4.708     | 4.14      | 4.708     | 4.13      | 4.701      | 3.98      |
| 100.53125 100-17  | 4.702    |           | 4.701     |           | 4.701     |           | 4.7       |           | 4.694      |           |
| 100.5625 100-18   | 4.694    |           | 4.694     |           | 4.693     |           | 4.693     |           | 4.686      |           |
| 100.59375 100-19  | 4.687    |           | 4.687     |           | 4.686     |           | 4.685     |           | 4.678      |           |
| 100.625 100-20    | 4.679    |           | 4.679     |           | 4.679     |           | 4.678     |           | 4.67       |           |
| 100.65625 100-21  | 4.672    |           | 4.672     |           | 4.671     |           | 4.67      |           | 4.663      |           |
| 100.6875 100-22   | 4.665    |           | 4.664     |           | 4.664     |           | 4.663     |           | 4.655      |           |
| 100.71875 100-23  | 4.657    |           | 4.657     |           | 4.656     |           | 4.655     |           | 4.647      |           |
| 100.75 100-24     | 4.65     | 4.17      | 4.649     | 4.16      | 4.649     | 4.15      | 4.648     | 4.13      | 4.639      | 3.98      |
| 100.78125 100-25  | 4.642    |           | 4.642     |           | 4.641     |           | 4.64      |           | 4.631      |           |
| 100.8125 100-26   | 4.635    |           | 4.635     |           | 4.634     |           | 4.633     |           | 4.624      |           |
| 100.84375 100-27  | 4.628    |           | 4.627     |           | 4.626     |           | 4.625     |           | 4.616      |           |
| 100.875 100-28    | 4.62     |           | 4.62      |           | 4.619     |           | 4.618     |           | 4.608      |           |
| 100.90625 100-29  | 4.613    |           | 4.613     |           | 4.611     |           | 4.61      |           | 4.6        |           |
| 100.9375 100-30   | 4.605    |           | 4.605     |           | 4.604     |           | 4.603     |           | 4.593      |           |
| 100.96875 100-31  | 4.598    |           | 4.597     |           | 4.597     |           | 4.595     |           | 4.585      |           |
| Avg Life          |          | 4.76      |           | 4.75      |           | 4.74      |           | 4.71      |            | 4.52      |
| First Pay         |          | 5/15/2010 |           | 2/15/2010 |           | 2/15/2010 |           | 2/15/2010 |            | 1/15/2010 |
| Last Pay          |          | 8/15/2010 |           | 8/15/2010 |           | 8/15/2010 |           | 8/15/2010 |            | 8/15/2010 |
| Pnn. Window       |          | 4         |           | 7         |           | 7         |           | 7         |            | 8         |

CSFBRED-2005C4-V2.3 A3

Yield Table(Speeds Start after YMP Inc. Prepay Penalties)

Current Balance \$113,000,000 Gross WAC 7.2352

Pass-Thru Rate 4.932 Current WAM 333

Accrued Days / Del 23 / 14 Settlement 08/24/2005

Factor Date 08/25/2005

| Prepayments Price | 0.0% CPR  |        | 25.0% CPR  |        | 50.0% CPR  |        | 75.0% CPR  |        | 100.0% CPR |        |
|-------------------|-----------|--------|------------|--------|------------|--------|------------|--------|------------|--------|
|                   | Yield     | ModDur | Yield      | ModDur | Yield      | ModDur | Yield      | ModDur | Yield      | ModDur |
| 100 100-00        | 4.949     | 5.66   | 4.949      | 5.64   | 4.949      | 5.62   | 4.949      | 5.59   | 4.947      | 5.4    |
| 100.03125 100-01  | 4.944     |        | 4.943      |        | 4.943      |        | 4.943      |        | 4.942      |        |
| 100.0625 100-02   | 4.938     |        | 4.938      |        | 4.938      |        | 4.938      |        | 4.936      |        |
| 100.09375 100-03  | 4.933     |        | 4.932      |        | 4.932      |        | 4.932      |        | 4.93       |        |
| 100.125 100-04    | 4.927     |        | 4.927      |        | 4.927      |        | 4.926      |        | 4.924      |        |
| 100.15625 100-05  | 4.922     |        | 4.921      |        | 4.921      |        | 4.921      |        | 4.919      |        |
| 100.1875 100-06   | 4.916     |        | 4.916      |        | 4.916      |        | 4.915      |        | 4.913      |        |
| 100.21875 100-07  | 4.911     |        | 4.91       |        | 4.91       |        | 4.91       |        | 4.907      |        |
| 100.25 100-08     | 4.905     | 5.66   | 4.905      | 5.64   | 4.905      | 5.62   | 4.904      | 5.59   | 4.901      | 5.4    |
| 100.28125 100-09  | 4.9       |        | 4.899      |        | 4.899      |        | 4.899      |        | 4.896      |        |
| 100.3125 100-10   | 4.894     |        | 4.894      |        | 4.893      |        | 4.893      |        | 4.89       |        |
| 100.34375 100-11  | 4.889     |        | 4.888      |        | 4.888      |        | 4.887      |        | 4.884      |        |
| 100.375 100-12    | 4.883     |        | 4.883      |        | 4.882      |        | 4.882      |        | 4.878      |        |
| 100.40625 100-13  | 4.878     |        | 4.878      |        | 4.877      |        | 4.877      |        | 4.873      |        |
| 100.4375 100-14   | 4.872     |        | 4.872      |        | 4.871      |        | 4.871      |        | 4.867      |        |
| 100.46875 100-15  | 4.867     |        | 4.866      |        | 4.866      |        | 4.865      |        | 4.861      |        |
| 100.5 100-16      | 4.861     | 5.66   | 4.861      | 5.64   | 4.86       | 5.62   | 4.86       | 5.59   | 4.855      | 5.41   |
| 100.53125 100-17  | 4.856     |        | 4.855      |        | 4.855      |        | 4.854      |        | 4.85       |        |
| 100.5625 100-18   | 4.85      |        | 4.85       |        | 4.849      |        | 4.849      |        | 4.844      |        |
| 100.59375 100-19  | 4.845     |        | 4.844      |        | 4.844      |        | 4.843      |        | 4.838      |        |
| 100.625 100-20    | 4.839     |        | 4.839      |        | 4.838      |        | 4.838      |        | 4.833      |        |
| 100.65625 100-21  | 4.834     |        | 4.834      |        | 4.833      |        | 4.833      |        | 4.827      |        |
| 100.6875 100-22   | 4.828     |        | 4.828      |        | 4.827      |        | 4.826      |        | 4.821      |        |
| 100.71875 100-23  | 4.823     |        | 4.823      |        | 4.822      |        | 4.821      |        | 4.815      |        |
| 100.75 100-24     | 4.817     | 5.66   | 4.817      | 5.65   | 4.816      | 5.62   | 4.815      | 5.59   | 4.81       | 5.41   |
| 100.78125 100-25  | 4.812     |        | 4.811      |        | 4.811      |        | 4.81       |        | 4.804      |        |
| 100.8125 100-26   | 4.807     |        | 4.806      |        | 4.805      |        | 4.804      |        | 4.798      |        |
| 100.84375 100-27  | 4.801     |        | 4.801      | 4.8    | 4.8        |        | 4.799      |        | 4.793      |        |
| 100.875 100-28    | 4.796     |        | 4.795      |        | 4.794      |        | 4.793      |        | 4.787      |        |
| 100.90625 100-29  | 4.79      |        | 4.79       |        | 4.789      |        | 4.788      |        | 4.781      |        |
| 100.9375 100-30   | 4.785     |        | 4.784      |        | 4.783      |        | 4.782      |        | 4.775      |        |
| 100.96875 100-31  | 4.779     |        | 4.779      |        | 4.778      |        | 4.777      |        | 4.77       |        |
| Avg Life          |           | 6.81   |            | 6.79   |            | 6.76   |            | 6.72   |            | 6.45   |
| First Pay         | 5/15/2012 |        | 11/15/2011 |        | 11/15/2011 |        | 11/15/2011 |        | 11/15/2011 |        |
| Last Pay          | 7/15/2012 |        | 7/15/2012  |        | 7/15/2012  |        | 7/15/2012  |        | 7/15/2012  |        |
| Prin. Window      |           | 3      |            | 9      |            | 9      |            | 9      |            | 9      |

CSFBRED-2005C4-V2.3 A4

Yield Table(Speeds Start after YMP Inc. Prepay Penalties)

Current Balance \$310,000,000 Gross WAC 7.2352  
 Pass-Thru Rate 4.968 Current WAM 333  
 Accrued Days / Del 23 / 14 Settlement 08/24/2005  
 Factor Date 08/25/2005

| Prepayments Price | 0.0% CPR |           | 25.0% CPR |           | 50.0% CPR |           | 75.0% CPR |           | 100.0% CPR |           |
|-------------------|----------|-----------|-----------|-----------|-----------|-----------|-----------|-----------|------------|-----------|
|                   | Yield    | ModDur    | Yield     | ModDur    | Yield     | ModDur    | Yield     | ModDur    | Yield      | ModDur    |
| 100.100-00        | 4.994    | 7.45      | 4.994     | 7.43      | 4.994     | 7.42      | 4.994     | 7.4       | 4.993      | 7.3       |
| 100.03125 100-01  | 4.99     |           | 4.99      |           | 4.989     |           | 4.989     |           | 4.989      |           |
| 100.0625 100-02   | 4.985    |           | 4.985     |           | 4.985     |           | 4.985     |           | 4.985      |           |
| 100.09375 100-03  | 4.981    |           | 4.981     |           | 4.981     |           | 4.981     |           | 4.98       |           |
| 100.125 100-04    | 4.977    |           | 4.977     |           | 4.977     |           | 4.977     |           | 4.976      |           |
| 100.15625 100-05  | 4.973    |           | 4.973     |           | 4.973     |           | 4.973     |           | 4.972      |           |
| 100.1875 100-06   | 4.969    |           | 4.969     |           | 4.969     |           | 4.968     |           | 4.968      |           |
| 100.21875 100-07  | 4.965    |           | 4.964     |           | 4.964     |           | 4.964     |           | 4.963      |           |
| 100.25 100-08     | 4.96     | 7.45      | 4.96      | 7.44      | 4.96      | 7.42      | 4.96      | 7.4       | 4.959      | 7.3       |
| 100.28125 100-09  | 4.956    |           | 4.956     |           | 4.956     |           | 4.956     |           | 4.955      |           |
| 100.3125 100-10   | 4.952    |           | 4.952     |           | 4.952     |           | 4.952     |           | 4.951      |           |
| 100.34375 100-11  | 4.948    |           | 4.948     |           | 4.948     |           | 4.947     |           | 4.946      |           |
| 100.375 100-12    | 4.944    |           | 4.944     |           | 4.943     |           | 4.943     |           | 4.942      |           |
| 100.40625 100-13  | 4.94     |           | 4.939     |           | 4.939     |           | 4.939     |           | 4.938      |           |
| 100.4375 100-14   | 4.935    |           | 4.935     |           | 4.935     |           | 4.935     |           | 4.934      |           |
| 100.46875 100-15  | 4.931    |           | 4.931     |           | 4.931     |           | 4.931     |           | 4.929      |           |
| 100.5 100-16      | 4.927    | 7.46      | 4.927     | 7.44      | 4.927     | 7.43      | 4.926     | 7.4       | 4.925      | 7.3       |
| 100.53125 100-17  | 4.923    |           | 4.923     |           | 4.923     |           | 4.922     |           | 4.921      |           |
| 100.5625 100-18   | 4.919    |           | 4.919     |           | 4.918     |           | 4.918     |           | 4.917      |           |
| 100.59375 100-19  | 4.915    |           | 4.914     |           | 4.914     |           | 4.914     |           | 4.912      |           |
| 100.625 100-20    | 4.91     |           | 4.91      |           | 4.91      |           | 4.91      |           | 4.908      |           |
| 100.65625 100-21  | 4.906    |           | 4.906     |           | 4.906     |           | 4.906     |           | 4.904      |           |
| 100.6875 100-22   | 4.902    |           | 4.902     |           | 4.902     |           | 4.901     |           | 4.9        |           |
| 100.71875 100-23  | 4.898    |           | 4.898     |           | 4.898     |           | 4.897     |           | 4.895      |           |
| 100.75 100-24     | 4.894    | 7.46      | 4.894     | 7.45      | 4.893     | 7.43      | 4.893     | 7.41      | 4.891      | 7.31      |
| 100.78125 100-25  | 4.89     |           | 4.889     |           | 4.889     |           | 4.889     |           | 4.887      |           |
| 100.8125 100-26   | 4.886    |           | 4.885     |           | 4.885     |           | 4.885     |           | 4.883      |           |
| 100.84375 100-27  | 4.881    |           | 4.881     |           | 4.881     |           | 4.88      |           | 4.879      |           |
| 100.875 100-28    | 4.877    |           | 4.877     |           | 4.877     |           | 4.876     |           | 4.874      |           |
| 100.90625 100-29  | 4.873    |           | 4.873     |           | 4.873     |           | 4.872     |           | 4.87       |           |
| 100.9375 100-30   | 4.869    |           | 4.869     |           | 4.868     |           | 4.868     |           | 4.866      |           |
| 100.96875 100-31  | 4.865    |           | 4.865     |           | 4.864     |           | 4.864     |           | 4.862      |           |
| Avg Life          |          | 9.58      |           | 9.56      |           | 9.53      |           | 9.5       |            | 9.33      |
| First Pay         |          | 8/15/2014 |           | 5/15/2014 |           | 4/15/2014 |           | 3/15/2014 |            | 3/15/2014 |
| Last Pay          |          | 6/15/2015 |           | 6/15/2015 |           | 6/15/2015 |           | 6/15/2015 |            | 4/15/2015 |
| Prin. Window      |          | 11        |           | 14        |           | 15        |           | 16        |            | 14        |

CSFBRED-2005C4-V2.3 A4M  
 Yield Table(Speeds Start after YMP Inc. Prepay Penalties)  
 Current Balance \$44,502,000 Gross WAC 7.2352  
 Pass-Thru Rate 5.013 Current WAM 333  
 Accrued Days / Del 23 / 14 Settlement 08/24/2005  
 Factor Date 08/25/2005

| Prepayments<br>Price | 0.0% CPR |           | 25.0% CPR |           | 50.0% CPR |           | 75.0% CPR |           | 100.0% CPR |           |
|----------------------|----------|-----------|-----------|-----------|-----------|-----------|-----------|-----------|------------|-----------|
|                      | Yield    | ModDur    | Yield     | ModDur    | Yield     | ModDur    | Yield     | ModDur    | Yield      | ModDur    |
| 100.100-00           | 5.04     | 7.57      | 5.04      | 7.57      | 5.04      | 7.57      | 5.04      | 7.57      | 5.04       | 7.47      |
| 100.03125 100-01     | 5.036    |           | 5.036     |           | 5.036     |           | 5.036     |           | 5.035      |           |
| 100.0625 100-02      | 5.032    |           | 5.032     |           | 5.032     |           | 5.032     |           | 5.031      |           |
| 100.09375 100-03     | 5.028    |           | 5.028     |           | 5.028     |           | 5.028     |           | 5.027      |           |
| 100.125 100-04       | 5.023    |           | 5.023     |           | 5.023     |           | 5.023     |           | 5.023      |           |
| 100.15625 100-05     | 5.019    |           | 5.019     |           | 5.019     |           | 5.019     |           | 5.019      |           |
| 100.1875 100-06      | 5.015    |           | 5.015     |           | 5.015     |           | 5.015     |           | 5.015      |           |
| 100.21875 100-07     | 5.011    |           | 5.011     |           | 5.011     |           | 5.011     |           | 5.01       |           |
| 100.25 100-08        | 5.007    | 7.57      | 5.007     | 7.57      | 5.007     | 7.57      | 5.007     | 7.57      | 5.006      | 7.47      |
| 100.28125 100-09     | 5.003    |           | 5.003     |           | 5.003     |           | 5.003     |           | 5.002      |           |
| 100.3125 100-10      | 4.999    |           | 4.999     |           | 4.999     |           | 4.999     |           | 4.998      |           |
| 100.34375 100-11     | 4.995    |           | 4.995     |           | 4.995     |           | 4.995     |           | 4.994      |           |
| 100.375 100-12       | 4.991    |           | 4.991     |           | 4.991     |           | 4.991     |           | 4.99       |           |
| 100.40625 100-13     | 4.987    |           | 4.987     |           | 4.987     |           | 4.987     |           | 4.985      |           |
| 100.4375 100-14      | 4.982    |           | 4.982     |           | 4.982     |           | 4.982     |           | 4.981      |           |
| 100.46875 100-15     | 4.978    |           | 4.978     |           | 4.978     |           | 4.978     |           | 4.977      |           |
| 100.5 100-16         | 4.974    | 7.58      | 4.974     | 7.58      | 4.974     | 7.58      | 4.974     | 7.58      | 4.973      | 7.48      |
| 100.53125 100-17     | 4.97     |           | 4.97      |           | 4.97      |           | 4.97      |           | 4.969      |           |
| 100.5625 100-18      | 4.966    |           | 4.966     |           | 4.966     |           | 4.966     |           | 4.965      |           |
| 100.59375 100-19     | 4.962    |           | 4.962     |           | 4.962     |           | 4.962     |           | 4.961      |           |
| 100.625 100-20       | 4.958    |           | 4.958     |           | 4.958     |           | 4.958     |           | 4.956      |           |
| 100.65625 100-21     | 4.954    |           | 4.954     |           | 4.954     |           | 4.954     |           | 4.952      |           |
| 100.6875 100-22      | 4.95     |           | 4.95      |           | 4.95      |           | 4.95      |           | 4.948      |           |
| 100.71875 100-23     | 4.946    |           | 4.946     |           | 4.946     |           | 4.946     |           | 4.944      |           |
| 100.75 100-24        | 4.942    | 7.58      | 4.942     | 7.58      | 4.942     | 7.58      | 4.942     | 7.58      | 4.94       | 7.48      |
| 100.78125 100-25     | 4.938    |           | 4.938     |           | 4.938     |           | 4.938     |           | 4.936      |           |
| 100.8125 100-26      | 4.933    |           | 4.933     |           | 4.933     |           | 4.933     |           | 4.932      |           |
| 100.84375 100-27     | 4.929    |           | 4.929     |           | 4.929     |           | 4.929     |           | 4.928      |           |
| 100.875 100-28       | 4.925    |           | 4.925     |           | 4.925     |           | 4.925     |           | 4.923      |           |
| 100.90625 100-29     | 4.921    |           | 4.921     |           | 4.921     |           | 4.921     |           | 4.919      |           |
| 100.9375 100-30      | 4.917    |           | 4.917     |           | 4.917     |           | 4.917     |           | 4.915      |           |
| 100.96875 100-31     | 4.913    |           | 4.913     |           | 4.913     |           | 4.913     |           | 4.911      |           |
| Avg Life             |          | 9.81      |           | 9.81      |           | 9.81      |           | 9.81      |            | 9.64      |
| First Pay            |          | 6/15/2015 |           | 6/15/2015 |           | 6/15/2015 |           | 6/15/2015 |            | 4/15/2015 |
| Last Pay             |          | 6/15/2015 |           | 6/15/2015 |           | 6/15/2015 |           | 6/15/2015 |            | 4/15/2015 |
| Prin. Window         |          | 1         |           | 1         |           | 1         |           | 1         |            | 1         |

CSFBRED-2005C4-V2.3 AAB

Yield Table(Speeds Start after YMP Inc. Prepay Penalties)

Current Balance \$45,000,000 Gross WAC 7.2352  
 Pass-Thru Rate 4.926 Current WAM 333  
 Accrued Days / Del 23 / 14 Settlement 08/24/2005  
 Factor Date 08/25/2005

| Prepayments Price | 0.0% CPR |           | 25.0% CPR |           | 50.0% CPR |           | 75.0% CPR |           | 100.0% CPR |           |
|-------------------|----------|-----------|-----------|-----------|-----------|-----------|-----------|-----------|------------|-----------|
|                   | Yield    | ModDur    | Yield     | ModDur    | Yield     | ModDur    | Yield     | ModDur    | Yield      | ModDur    |
| 100 100-00        | 4.944    | 5.77      | 4.943     | 5.74      | 4.943     | 5.71      | 4.943     | 5.68      | 4.943      | 5.63      |
| 100.03125 100-01  | 4.938    |           | 4.938     |           | 4.938     |           | 4.938     |           | 4.937      |           |
| 100.0625 100-02   | 4.933    |           | 4.933     |           | 4.932     |           | 4.932     |           | 4.932      |           |
| 100.09375 100-03  | 4.928    |           | 4.927     |           | 4.927     |           | 4.927     |           | 4.926      |           |
| 100.125 100-04    | 4.922    |           | 4.922     |           | 4.921     |           | 4.921     |           | 4.921      |           |
| 100.15625 100-05  | 4.917    |           | 4.916     |           | 4.916     |           | 4.916     |           | 4.915      |           |
| 100.1875 100-06   | 4.911    |           | 4.911     |           | 4.911     |           | 4.91      |           | 4.91       |           |
| 100.21875 100-07  | 4.906    |           | 4.906     |           | 4.905     |           | 4.905     |           | 4.904      |           |
| 100.25 100-08     | 4.901    | 5.78      | 4.9       | 5.74      | 4.9       | 5.71      | 4.899     | 5.68      | 4.899      | 5.63      |
| 100.28125 100-09  | 4.895    |           | 4.895     |           | 4.894     |           | 4.894     |           | 4.893      |           |
| 100.3125 100-10   | 4.89     |           | 4.889     |           | 4.889     |           | 4.888     |           | 4.888      |           |
| 100.34375 100-11  | 4.884    |           | 4.884     |           | 4.883     |           | 4.883     |           | 4.882      |           |
| 100.375 100-12    | 4.879    |           | 4.878     |           | 4.878     |           | 4.877     |           | 4.877      |           |
| 100.40625 100-13  | 4.874    |           | 4.873     |           | 4.872     |           | 4.872     |           | 4.871      |           |
| 100.4375 100-14   | 4.868    |           | 4.868     |           | 4.867     |           | 4.867     |           | 4.866      |           |
| 100.46875 100-15  | 4.863    |           | 4.862     |           | 4.862     |           | 4.861     |           | 4.86       |           |
| 100.5 100-16      | 4.858    | 5.78      | 4.857     | 5.74      | 4.856     | 5.71      | 4.856     | 5.68      | 4.855      | 5.64      |
| 100.53125 100-17  | 4.852    |           | 4.851     |           | 4.851     |           | 4.85      |           | 4.849      |           |
| 100.5625 100-18   | 4.847    |           | 4.846     |           | 4.845     |           | 4.845     |           | 4.844      |           |
| 100.59375 100-19  | 4.842    |           | 4.841     |           | 4.84      |           | 4.839     |           | 4.838      |           |
| 100.625 100-20    | 4.836    |           | 4.835     |           | 4.835     |           | 4.834     |           | 4.833      |           |
| 100.65625 100-21  | 4.831    |           | 4.83      |           | 4.829     |           | 4.828     |           | 4.827      |           |
| 100.6875 100-22   | 4.825    |           | 4.824     |           | 4.824     |           | 4.823     |           | 4.822      |           |
| 100.71875 100-23  | 4.82     |           | 4.819     |           | 4.818     |           | 4.817     |           | 4.816      |           |
| 100.75 100-24     | 4.815    | 5.78      | 4.814     | 5.75      | 4.813     | 5.72      | 4.812     | 5.69      | 4.811      | 5.64      |
| 100.78125 100-25  | 4.809    |           | 4.808     |           | 4.807     |           | 4.807     |           | 4.805      |           |
| 100.8125 100-26   | 4.804    |           | 4.803     |           | 4.802     |           | 4.801     |           | 4.8        |           |
| 100.84375 100-27  | 4.799    |           | 4.798     |           | 4.797     |           | 4.796     |           | 4.794      |           |
| 100.875 100-28    | 4.793    |           | 4.792     |           | 4.791     |           | 4.79      |           | 4.789      |           |
| 100.90625 100-29  | 4.788    |           | 4.787     |           | 4.786     |           | 4.785     |           | 4.783      |           |
| 100.9375 100-30   | 4.783    |           | 4.781     |           | 4.78      |           | 4.779     |           | 4.778      |           |
| 100.96875 100-31  | 4.777    |           | 4.776     |           | 4.775     |           | 4.774     |           | 4.772      |           |
| Avg Life          |          | 7.02      |           | 6.96      |           | 6.91      |           | 6.87      |            | 6.8       |
| First Pay         |          | 8/15/2010 |           | 8/15/2010 |           | 8/15/2010 |           | 8/15/2010 |            | 8/15/2010 |
| Last Pay          |          | 8/15/2014 |           | 5/15/2014 |           | 4/15/2014 |           | 3/15/2014 |            | 3/15/2014 |
| Prin. Window      |          | 49        |           | 46        |           | 45        |           | 44        |            | 44        |

CSFBRED-2005C4-V2.3 AJ

Yield Table(Speeds Start after YMP Inc. Prepay Penalties)

Current Balance \$93,335,000 Gross WAC 7.2352  
 Pass-Thru Rate 5.055 Current WAM 333  
 Accrued Days / Del 23 / 14 Settlement 08/24/2005  
 Factor Date 08/25/2005

| Prepayments Price | 0.0% CPR |           | 25.0% CPR |           | 50.0% CPR |           | 75.0% CPR |           | 100.0% CPR |           |
|-------------------|----------|-----------|-----------|-----------|-----------|-----------|-----------|-----------|------------|-----------|
|                   | Yield    | ModDur    | Yield     | ModDur    | Yield     | ModDur    | Yield     | ModDur    | Yield      | ModDur    |
| 100.100-00        | 5.083    | 7.6       | 5.083     | 7.59      | 5.083     | 7.58      | 5.083     | 7.57      | 5.082      | 7.45      |
| 100.03125 100-01  | 5.079    |           | 5.079     |           | 5.079     |           | 5.078     |           | 5.078      |           |
| 100.0625 100-02   | 5.075    |           | 5.074     |           | 5.074     |           | 5.074     |           | 5.074      |           |
| 100.09375 100-03  | 5.07     |           | 5.07      |           | 5.07      |           | 5.07      |           | 5.07       |           |
| 100.125 100-04    | 5.066    |           | 5.066     |           | 5.066     |           | 5.066     |           | 5.065      |           |
| 100.15625 100-05  | 5.062    |           | 5.062     |           | 5.062     |           | 5.062     |           | 5.061      |           |
| 100.1875 100-06   | 5.058    |           | 5.058     |           | 5.058     |           | 5.058     |           | 5.057      |           |
| 100.21875 100-07  | 5.054    |           | 5.054     |           | 5.054     |           | 5.054     |           | 5.053      |           |
| 100.25 100-08     | 5.05     | 7.61      | 5.05      | 7.6       | 5.05      | 7.59      | 5.05      | 7.57      | 5.049      | 7.46      |
| 100.28125 100-09  | 5.046    |           | 5.046     |           | 5.046     |           | 5.046     |           | 5.045      |           |
| 100.3125 100-10   | 5.042    |           | 5.042     |           | 5.042     |           | 5.041     |           | 5.04       |           |
| 100.34375 100-11  | 5.038    |           | 5.038     |           | 5.038     |           | 5.037     |           | 5.036      |           |
| 100.375 100-12    | 5.034    |           | 5.034     |           | 5.033     |           | 5.033     |           | 5.032      |           |
| 100.40625 100-13  | 5.03     |           | 5.029     |           | 5.029     |           | 5.029     |           | 5.028      |           |
| 100.4375 100-14   | 5.026    |           | 5.025     |           | 5.025     |           | 5.025     |           | 5.024      |           |
| 100.46875 100-15  | 5.021    |           | 5.021     |           | 5.021     |           | 5.021     |           | 5.02       |           |
| 100.5 100-16      | 5.017    | 7.61      | 5.017     | 7.6       | 5.017     | 7.59      | 5.017     | 7.57      | 5.016      | 7.46      |
| 100.53125 100-17  | 5.013    |           | 5.013     |           | 5.013     |           | 5.013     |           | 5.011      |           |
| 100.5625 100-18   | 5.009    |           | 5.009     |           | 5.009     |           | 5.009     |           | 5.007      |           |
| 100.59375 100-19  | 5.005    |           | 5.005     |           | 5.005     |           | 5.005     |           | 5.003      |           |
| 100.625 100-20    | 5.001    |           | 5.001     |           | 5.001     |           | 5.001     |           | 4.999      |           |
| 100.65625 100-21  | 4.997    |           | 4.997     |           | 4.997     |           | 4.996     |           | 4.995      |           |
| 100.6875 100-22   | 4.993    |           | 4.993     |           | 4.993     |           | 4.992     |           | 4.991      |           |
| 100.71875 100-23  | 4.989    |           | 4.989     |           | 4.989     |           | 4.988     |           | 4.987      |           |
| 100.75 100-24     | 4.985    | 7.62      | 4.985     | 7.61      | 4.984     | 7.6       | 4.984     | 7.58      | 4.982      | 7.47      |
| 100.78125 100-25  | 4.981    |           | 4.981     |           | 4.98      |           | 4.98      |           | 4.978      |           |
| 100.8125 100-26   | 4.977    |           | 4.977     |           | 4.976     |           | 4.976     |           | 4.974      |           |
| 100.84375 100-27  | 4.973    |           | 4.973     |           | 4.972     |           | 4.972     |           | 4.97       |           |
| 100.875 100-28    | 4.969    |           | 4.968     |           | 4.968     |           | 4.968     |           | 4.966      |           |
| 100.90625 100-29  | 4.965    |           | 4.964     |           | 4.964     |           | 4.964     |           | 4.962      |           |
| 100.9375 100-30   | 4.961    |           | 4.96      |           | 4.96      |           | 4.96      |           | 4.958      |           |
| 100.96875 100-31  | 4.956    |           | 4.956     |           | 4.956     |           | 4.956     |           | 4.953      |           |
| Avg Life          |          | 9.89      |           | 9.88      |           | 9.86      |           | 9.83      |            | 9.64      |
| First Pay         |          | 7/15/2015 |           | 6/15/2015 |           | 6/15/2015 |           | 6/15/2015 |            | 4/15/2015 |
| Last Pay          |          | 7/15/2015 |           | 7/15/2015 |           | 7/15/2015 |           | 7/15/2015 |            | 4/15/2015 |
| Prtn. Window      |          | 1         |           | 2         |           | 2         |           | 2         |            | 1         |



CSFBRED-2005C4-V2.3 B

Yield Table(Speeds Start after YMP Inc. Prepay Penalties)

Current Balance \$23,334,000 Gross WAC 7.2352  
 Pass-Thru Rate 5.164 Current WAM 333  
 Accrued Days / Del 23 / 14 Settlement 08/24/2005  
 Factor Date 08/25/2005

| Prepayments Price | 0.0% CPR |           | 25.0% CPR |           | 50.0% CPR |           | 75.0% CPR |           | 100.0% CPR |           |
|-------------------|----------|-----------|-----------|-----------|-----------|-----------|-----------|-----------|------------|-----------|
|                   | Yield    | ModDur    | Yield     | ModDur    | Yield     | ModDur    | Yield     | ModDur    | Yield      | ModDur    |
| 100 100-00        | 5.193    | 7.56      | 5.193     | 7.56      | 5.193     | 7.56      | 5.193     | 7.56      | 5.193      | 7.41      |
| 100.03125 100-01  | 5.189    |           | 5.189     |           | 5.189     |           | 5.189     |           | 5.189      |           |
| 100.0625 100-02   | 5.185    |           | 5.185     |           | 5.185     |           | 5.185     |           | 5.184      |           |
| 100.09375 100-03  | 5.181    |           | 5.181     |           | 5.181     |           | 5.181     |           | 5.18       |           |
| 100.125 100-04    | 5.177    |           | 5.177     |           | 5.177     |           | 5.177     |           | 5.176      |           |
| 100.15625 100-05  | 5.173    |           | 5.173     |           | 5.173     |           | 5.173     |           | 5.172      |           |
| 100.1875 100-06   | 5.169    |           | 5.169     |           | 5.169     |           | 5.169     |           | 5.168      |           |
| 100.21875 100-07  | 5.165    |           | 5.165     |           | 5.165     |           | 5.165     |           | 5.163      |           |
| 100.25 100-08     | 5.16     | 7.57      | 5.16      | 7.57      | 5.16      | 7.57      | 5.16      | 7.57      | 5.159      | 7.42      |
| 100.28125 100-09  | 5.156    |           | 5.156     |           | 5.156     |           | 5.156     |           | 5.155      |           |
| 100.3125 100-10   | 5.152    |           | 5.152     |           | 5.152     |           | 5.152     |           | 5.151      |           |
| 100.34375 100-11  | 5.148    |           | 5.148     |           | 5.148     |           | 5.148     |           | 5.147      |           |
| 100.375 100-12    | 5.144    |           | 5.144     |           | 5.144     |           | 5.144     |           | 5.143      |           |
| 100.40625 100-13  | 5.14     |           | 5.14      |           | 5.14      |           | 5.14      |           | 5.138      |           |
| 100.4375 100-14   | 5.136    |           | 5.136     |           | 5.136     |           | 5.136     |           | 5.134      |           |
| 100.46875 100-15  | 5.132    |           | 5.132     |           | 5.132     |           | 5.132     |           | 5.13       |           |
| 100.5 100-16      | 5.128    | 7.57      | 5.128     | 7.57      | 5.128     | 7.57      | 5.128     | 7.57      | 5.126      | 7.42      |
| 100.53125 100-17  | 5.124    |           | 5.124     |           | 5.124     |           | 5.124     |           | 5.122      |           |
| 100.5625 100-18   | 5.119    |           | 5.119     |           | 5.119     |           | 5.119     |           | 5.117      |           |
| 100.59375 100-19  | 5.115    |           | 5.115     |           | 5.115     |           | 5.115     |           | 5.113      |           |
| 100.625 100-20    | 5.111    |           | 5.111     |           | 5.111     |           | 5.111     |           | 5.109      |           |
| 100.65625 100-21  | 5.107    |           | 5.107     |           | 5.107     |           | 5.107     |           | 5.105      |           |
| 100.6875 100-22   | 5.103    |           | 5.103     |           | 5.103     |           | 5.103     |           | 5.101      |           |
| 100.71875 100-23  | 5.099    |           | 5.099     |           | 5.099     |           | 5.099     |           | 5.097      |           |
| 100.75 100-24     | 5.095    | 7.58      | 5.095     | 7.58      | 5.095     | 7.58      | 5.095     | 7.58      | 5.092      | 7.43      |
| 100.78125 100-25  | 5.091    |           | 5.091     |           | 5.091     |           | 5.091     |           | 5.088      |           |
| 100.8125 100-26   | 5.087    |           | 5.087     |           | 5.087     |           | 5.087     |           | 5.084      |           |
| 100.84375 100-27  | 5.083    |           | 5.083     |           | 5.083     |           | 5.083     |           | 5.08       |           |
| 100.875 100-28    | 5.079    |           | 5.079     |           | 5.079     |           | 5.079     |           | 5.076      |           |
| 100.90625 100-29  | 5.075    |           | 5.075     |           | 5.075     |           | 5.075     |           | 5.072      |           |
| 100.9375 100-30   | 5.07     |           | 5.07      |           | 5.07      |           | 5.07      |           | 5.068      |           |
| 100.96875 100-31  | 5.066    |           | 5.066     |           | 5.066     |           | 5.066     |           | 5.063      |           |
| Avg Life          |          | 9.89      |           | 9.89      |           | 9.89      |           | 9.89      |            | 9.64      |
| First Pay         |          | 7/15/2015 |           | 7/15/2015 |           | 7/15/2015 |           | 7/15/2015 |            | 4/15/2015 |
| Last Pay          |          | 7/15/2015 |           | 7/15/2015 |           | 7/15/2015 |           | 7/15/2015 |            | 4/15/2015 |
| Prin. Window      |          | 1         |           | 1         |           | 1         |           | 1         |            | 1         |

CSFBRED-2005C4-V2.3 C

Yield Table(Speeds Start after YMP Inc. Prepay Penalties)

Current Balance \$13,333,000 Gross WAC 7.2352

Pass-Thru Rate 5.193 Current WAM 333

Accrued Days / Del 23 / 14 Settlement 08/24/2005

Factor Date 08/25/2005

Prepayments

| Price            | 0.0% CPR |        | 25.0% CPR |        | 50.0% CPR |        | 75.0% CPR |        | 100.0% CPR |        |
|------------------|----------|--------|-----------|--------|-----------|--------|-----------|--------|------------|--------|
|                  | Yield    | ModDur | Yield     | ModDur | Yield     | ModDur | Yield     | ModDur | Yield      | ModDur |
| 100 100-00       | 5.223    | 7.55   | 5.223     | 7.55   | 5.223     | 7.55   | 5.223     | 7.55   | 5.222      | 7.4    |
| 100.03125 100-01 | 5.219    |        | 5.219     |        | 5.219     |        | 5.219     |        | 5.218      |        |
| 100.0625 100-02  | 5.215    |        | 5.215     |        | 5.215     |        | 5.215     |        | 5.214      |        |
| 100.09375 100-03 | 5.21     |        | 5.21      |        | 5.21      |        | 5.21      |        | 5.21       |        |
| 100.125 100-04   | 5.206    |        | 5.206     |        | 5.206     |        | 5.206     |        | 5.205      |        |
| 100.15625 100-05 | 5.202    |        | 5.202     |        | 5.202     |        | 5.202     |        | 5.201      |        |
| 100.1875 100-06  | 5.198    |        | 5.198     |        | 5.198     |        | 5.198     |        | 5.197      |        |
| 100.21875 100-07 | 5.194    |        | 5.194     |        | 5.194     |        | 5.194     |        | 5.193      |        |
| 100.25 100-08    | 5.19     | 7.56   | 5.19      | 7.56   | 5.19      | 7.56   | 5.19      | 7.56   | 5.189      | 7.41   |
| 100.28125 100-09 | 5.186    |        | 5.186     |        | 5.186     |        | 5.186     |        | 5.184      |        |
| 100.3125 100-10  | 5.182    |        | 5.182     |        | 5.182     |        | 5.182     |        | 5.18       |        |
| 100.34375 100-11 | 5.178    |        | 5.178     |        | 5.178     |        | 5.178     |        | 5.176      |        |
| 100.375 100-12   | 5.173    |        | 5.173     |        | 5.173     |        | 5.173     |        | 5.172      |        |
| 100.40625 100-13 | 5.169    |        | 5.169     |        | 5.169     |        | 5.169     |        | 5.168      |        |
| 100.4375 100-14  | 5.165    |        | 5.165     |        | 5.165     |        | 5.165     |        | 5.164      |        |
| 100.46875 100-15 | 5.161    |        | 5.161     |        | 5.161     |        | 5.161     |        | 5.159      |        |
| 100.5 100-16     | 5.157    | 7.56   | 5.157     | 7.56   | 5.157     | 7.56   | 5.157     | 7.56   | 5.155      | 7.41   |
| 100.53125 100-17 | 5.153    |        | 5.153     |        | 5.153     |        | 5.153     |        | 5.151      |        |
| 100.5625 100-18  | 5.149    |        | 5.149     |        | 5.149     |        | 5.149     |        | 5.147      |        |
| 100.59375 100-19 | 5.145    |        | 5.145     |        | 5.145     |        | 5.145     |        | 5.143      |        |
| 100.625 100-20   | 5.141    |        | 5.141     |        | 5.141     |        | 5.141     |        | 5.138      |        |
| 100.65625 100-21 | 5.137    |        | 5.137     |        | 5.137     |        | 5.137     |        | 5.134      |        |
| 100.6875 100-22  | 5.132    |        | 5.132     |        | 5.132     |        | 5.132     |        | 5.13       |        |
| 100.71875 100-23 | 5.128    |        | 5.128     |        | 5.128     |        | 5.128     |        | 5.126      |        |
| 100.75 100-24    | 5.124    | 7.56   | 5.124     | 7.56   | 5.124     | 7.56   | 5.124     | 7.56   | 5.122      | 7.42   |
| 100.78125 100-25 | 5.12     |        | 5.12      |        | 5.12      |        | 5.12      |        | 5.118      |        |
| 100.8125 100-26  | 5.116    |        | 5.116     |        | 5.116     |        | 5.116     |        | 5.113      |        |
| 100.84375 100-27 | 5.112    |        | 5.112     |        | 5.112     |        | 5.112     |        | 5.109      |        |
| 100.875 100-28   | 5.108    |        | 5.108     |        | 5.108     |        | 5.108     |        | 5.105      |        |
| 100.90625 100-29 | 5.104    |        | 5.104     |        | 5.104     |        | 5.104     |        | 5.101      |        |
| 100.9375 100-30  | 5.1      |        | 5.1       |        | 5.1       |        | 5.1       |        | 5.097      |        |
| 100.96875 100-31 | 5.096    |        | 5.096     |        | 5.096     |        | 5.096     |        | 5.093      |        |

Avg Life 9.89

First Pay 7/15/2015

Last Pay 7/15/2015

Prin. Window 1

9.89

7/15/2015

7/15/2015

1

9.89

7/15/2015

7/15/2015

1

9.89

7/15/2015

7/15/2015

1

9.89

7/15/2015

7/15/2015

1

9.89

7/15/2015

7/15/2015

1

9.89

7/15/2015

7/15/2015

1

9.89

7/15/2015

7/15/2015

1

9.89

7/15/2015

7/15/2015

1

9.89

7/15/2015

7/15/2015

1

9.89

7/15/2015

7/15/2015

1

9.89

7/15/2015

7/15/2015

1

9.89

7/15/2015

7/15/2015

1

CSFBRED-2005C4-V2.3 D

Yield Table(Speeds Start after YMP Inc. Prepay Penalties)

Current Balance \$23,334,000 Gross WAC 7.2352  
 Pass-Thru Rate 5.283 Current WAM 333  
 Accrued Days / Del 23 / 14 Settlement 08/24/2005  
 Factor Date 08/25/2005

| Prepayments Price | 0.0% CPR |           | 25.0% CPR |           | 50.0% CPR |           | 75.0% CPR |           | 100.0% CPR |           |
|-------------------|----------|-----------|-----------|-----------|-----------|-----------|-----------|-----------|------------|-----------|
|                   | Yield    | ModDur    | Yield     | ModDur    | Yield     | ModDur    | Yield     | ModDur    | Yield      | ModDur    |
| 100.00125 100-00  | 5.313    | 7.52      | 5.313     | 7.52      | 5.313     | 7.52      | 5.313     | 7.52      | 5.313      | 7.39      |
| 100.03125 100-01  | 5.309    |           | 5.309     |           | 5.309     |           | 5.309     |           | 5.309      |           |
| 100.0625 100-02   | 5.305    |           | 5.305     |           | 5.305     |           | 5.305     |           | 5.305      |           |
| 100.09375 100-03  | 5.301    |           | 5.301     |           | 5.301     |           | 5.301     |           | 5.3        |           |
| 100.125 100-04    | 5.297    |           | 5.297     |           | 5.297     |           | 5.297     |           | 5.296      |           |
| 100.15625 100-05  | 5.293    |           | 5.293     |           | 5.293     |           | 5.293     |           | 5.292      |           |
| 100.1875 100-06   | 5.289    |           | 5.288     |           | 5.288     |           | 5.288     |           | 5.288      |           |
| 100.21875 100-07  | 5.284    |           | 5.284     |           | 5.284     |           | 5.284     |           | 5.284      |           |
| 100.25 100-08     | 5.28     | 7.52      | 5.28      | 7.52      | 5.28      | 7.52      | 5.28      | 7.52      | 5.279      | 7.4       |
| 100.28125 100-09  | 5.276    |           | 5.276     |           | 5.276     |           | 5.276     |           | 5.275      |           |
| 100.3125 100-10   | 5.272    |           | 5.272     |           | 5.272     |           | 5.272     |           | 5.271      |           |
| 100.34375 100-11  | 5.268    |           | 5.268     |           | 5.268     |           | 5.268     |           | 5.267      |           |
| 100.375 100-12    | 5.264    |           | 5.264     |           | 5.264     |           | 5.264     |           | 5.263      |           |
| 100.40625 100-13  | 5.26     |           | 5.26      |           | 5.26      |           | 5.26      |           | 5.258      |           |
| 100.4375 100-14   | 5.256    |           | 5.255     |           | 5.255     |           | 5.255     |           | 5.254      |           |
| 100.46875 100-15  | 5.251    |           | 5.251     |           | 5.251     |           | 5.251     |           | 5.25       |           |
| 100.5 100-16      | 5.247    | 7.53      | 5.247     | 7.53      | 5.247     | 7.53      | 5.247     | 7.53      | 5.246      | 7.4       |
| 100.53125 100-17  | 5.243    |           | 5.243     |           | 5.243     |           | 5.243     |           | 5.242      |           |
| 100.5625 100-18   | 5.239    |           | 5.239     |           | 5.239     |           | 5.239     |           | 5.237      |           |
| 100.59375 100-19  | 5.235    |           | 5.235     |           | 5.235     |           | 5.235     |           | 5.233      |           |
| 100.625 100-20    | 5.231    |           | 5.231     |           | 5.231     |           | 5.231     |           | 5.229      |           |
| 100.65625 100-21  | 5.227    |           | 5.227     |           | 5.227     |           | 5.227     |           | 5.225      |           |
| 100.6875 100-22   | 5.223    |           | 5.223     |           | 5.223     |           | 5.223     |           | 5.221      |           |
| 100.71875 100-23  | 5.219    |           | 5.218     |           | 5.218     |           | 5.218     |           | 5.217      |           |
| 100.75 100-24     | 5.214    | 7.53      | 5.214     | 7.53      | 5.214     | 7.53      | 5.214     | 7.53      | 5.212      | 7.41      |
| 100.78125 100-25  | 5.21     |           | 5.21      |           | 5.21      |           | 5.21      |           | 5.208      |           |
| 100.8125 100-26   | 5.206    |           | 5.206     |           | 5.206     |           | 5.206     |           | 5.204      |           |
| 100.84375 100-27  | 5.202    |           | 5.202     |           | 5.202     |           | 5.202     |           | 5.2        |           |
| 100.875 100-28    | 5.198    |           | 5.198     |           | 5.198     |           | 5.198     |           | 5.196      |           |
| 100.90625 100-29  | 5.194    |           | 5.194     |           | 5.194     |           | 5.194     |           | 5.191      |           |
| 100.9375 100-30   | 5.19     |           | 5.19      |           | 5.19      |           | 5.19      |           | 5.187      |           |
| 100.96875 100-31  | 5.186    |           | 5.186     |           | 5.186     |           | 5.186     |           | 5.183      |           |
| Avg Life          |          | 9.89      |           | 9.89      |           | 9.89      |           | 9.89      |            | 9.68      |
| First Pay         |          | 7/15/2015 |           | 7/15/2015 |           | 7/15/2015 |           | 7/15/2015 |            | 4/15/2015 |
| Last Pay          |          | 7/15/2015 |           | 7/15/2015 |           | 7/15/2015 |           | 7/15/2015 |            | 5/15/2015 |
| Prin. Window      |          | 1         |           | 1         |           | 1         |           | 1         |            | 2         |

CSFBRED-2005C4-V2.3  
 Summary Yield Table(Speeds Start after YMP Inc. Prepay Penalties)  
 Factor Date 08/25/2005 Settlement 08/24/2005

| Prepayments<br>Class | Price  | 0.0% CPR |       | 25.0% CPR |       | 50.0% CPR |       | 75.0% CPR |       | 100.0% CPR |       | Yield |     | WAL   |     |
|----------------------|--------|----------|-------|-----------|-------|-----------|-------|-----------|-------|------------|-------|-------|-----|-------|-----|
|                      |        | Yield    | WAL   | Yield     | WAL   | Yield     | WAL   | Yield     | WAL   | Yield      | WAL   | Yield | WAL | Yield | WAL |
| A1                   | 100.25 | 100-08   | 4.477 | 2.74      | 4.476 | 2.72      | 4.476 | 2.71      | 4.475 | 2.7        | 4.472 | 2.66  |     |       |     |
| A1A                  | 100.5  | 100-16   | 4.935 | 9.19      | 4.934 | 9.19      | 4.934 | 9.18      | 4.934 | 9.16       | 4.933 | 9.01  |     |       |     |
| A2                   | 100.5  | 100-16   | 4.709 | 4.76      | 4.709 | 4.75      | 4.708 | 4.74      | 4.708 | 4.71       | 4.701 | 4.52  |     |       |     |
| A3                   | 100.5  | 100-16   | 4.861 | 6.81      | 4.861 | 6.79      | 4.86  | 6.76      | 4.86  | 6.72       | 4.855 | 6.45  |     |       |     |
| A4                   | 100.5  | 100-16   | 4.927 | 9.58      | 4.927 | 9.56      | 4.927 | 9.53      | 4.926 | 9.5        | 4.925 | 9.33  |     |       |     |
| A4M                  | 100.5  | 100-16   | 4.974 | 9.81      | 4.974 | 9.81      | 4.974 | 9.81      | 4.974 | 9.81       | 4.973 | 9.64  |     |       |     |
| AAB                  | 100.5  | 100-16   | 4.858 | 7.02      | 4.857 | 6.96      | 4.856 | 6.91      | 4.856 | 6.87       | 4.855 | 6.8   |     |       |     |
| AJ                   | 100.5  | 100-16   | 5.017 | 9.89      | 5.017 | 9.88      | 5.017 | 9.86      | 5.017 | 9.83       | 5.016 | 9.64  |     |       |     |
| B                    | 100.5  | 100-16   | 5.128 | 9.89      | 5.128 | 9.89      | 5.128 | 9.89      | 5.128 | 9.89       | 5.126 | 9.64  |     |       |     |
| C                    | 100.5  | 100-16   | 5.157 | 9.89      | 5.157 | 9.89      | 5.157 | 9.89      | 5.157 | 9.89       | 5.155 | 9.64  |     |       |     |
| D                    | 100.5  | 100-16   | 5.247 | 9.89      | 5.247 | 9.89      | 5.247 | 9.89      | 5.247 | 9.89       | 5.246 | 9.68  |     |       |     |

CSFBRED-2005C4-V2.3 A1

Yield Table(Speeds start after Hard Lock Inc. Prepay Pen. & YMP)

Current Balance \$39,000,000 Gross WAC 7.2352  
 Pass-Thru Rate 4.605 Current WAM 333  
 Accrued Days / Delay C 23 / 14 Settlement 08/24/2005  
 Factor Date 08/25/2005

|      |        |        |        |        |        |
|------|--------|--------|--------|--------|--------|
| 1YR  | 2YR    | 3YR    | 5YR    | 10YR   | 30YR   |
| 3.65 | 3.9426 | 3.9923 | 4.0623 | 4.2383 | 4.4595 |

The analyses, calculations, and valuations herein are based on certain assumptions and data provided by third parties which may vary from the actual characteristics of the pool. Credit Suisse First Boston LLC makes no representation that such analyses or calculations are accurate or that such valuations represent levels where actual trades may occur. Investors should rely on the information contained in or filed in connection with the prospectus / prospectus supplement.

| Prepayments Price | 0.0% CPR |           | 25.0% CPR |        | 50.0% CPR |        | 75.0% CPR |        | 100.0% CPR |           | ModDur |
|-------------------|----------|-----------|-----------|--------|-----------|--------|-----------|--------|------------|-----------|--------|
|                   | Yield    | ModDur    | Yield     | ModDur | Yield     | ModDur | Yield     | ModDur | Yield      | ModDur    |        |
| 99.75 99-24       | 4.678    | 2.48      | 5.688     | 1.4    | 6.653     | 7.938  | 0.97      | 7.938  | 0.68       | 15.178    | 0.22   |
| 99.78125 99-25    | 4.665    | 5.666     | 5.666     | 6.621  | 6.621     | 7.892  | 7.846     | 7.846  | 15.038     | 14.898    |        |
| 99.8125 99-26     | 4.653    | 5.644     | 5.621     | 6.589  | 6.557     | 7.8    | 7.8       | 7.8    | 14.759     | 14.759    |        |
| 99.84375 99-27    | 4.64     | 5.628     | 5.599     | 6.559  | 6.493     | 7.754  | 7.709     | 7.663  | 14.619     | 14.48     |        |
| 99.875 99-28      | 4.615    | 5.577     | 5.555     | 6.461  | 6.429     | 7.617  | 7.617     | 7.617  | 14.341     | 14.341    |        |
| 99.90625 99-29    | 4.602    | 5.532     | 5.51      | 6.397  | 6.365     | 7.571  | 7.525     | 7.525  | 14.203     | 14.064    |        |
| 99.9375 99-30     | 4.59     | 5.488     | 5.466     | 6.334  | 6.302     | 7.48   | 7.434     | 7.388  | 13.926     | 13.788    |        |
| 99.96875 99-31    | 4.577    | 5.444     | 5.421     | 6.27   | 6.238     | 7.343  | 7.297     | 7.252  | 13.651     | 13.513    |        |
| 100 100-00        | 4.565    | 5.399     | 5.377     | 6.174  | 6.143     | 7.206  | 7.161     | 7.115  | 13.376     | 13.239    |        |
| 100.03125 100-01  | 4.552    | 5.355     | 5.333     | 6.111  | 6.079     | 7.115  | 7.07      | 7.024  | 13.103     | 12.967    |        |
| 100.0625 100-02   | 4.54     | 5.311     | 5.289     | 6.047  | 6.016     | 7.024  | 6.979     | 6.934  | 12.831     | 12.695    |        |
| 100.09375 100-03  | 4.527    | 5.266     | 5.242     | 5.984  | 5.952     | 6.934  | 6.888     | 6.843  | 12.559     | 12.424    |        |
| 100.125 100-04    | 4.515    | 5.222     | 5.2       | 5.921  | 5.889     | 6.843  | 6.798     | 6.753  | 12.289     | 12.154    |        |
| 100.15625 100-05  | 4.502    | 5.178     | 5.156     | 5.826  | 5.794     | 6.753  | 6.708     | 6.662  | 12.019     | 11.885    |        |
| 100.1875 100-06   | 4.49     | 5.134     | 5.112     | 5.763  | 5.731     | 6.662  | 6.617     | 6.572  | 11.751     | 11.617    |        |
| 100.21875 100-07  | 4.477    | 5.09      | 5.068     | 5.668  | 5.636     | 6.572  | 6.527     | 6.482  | 11.484     | 11.35     |        |
| 100.25 100-08     | 4.465    | 5.046     | 5.024     | 5.57   | 5.538     | 6.482  | 6.437     | 6.392  | 11.217     | 11.084    |        |
| 100.28125 100-09  | 4.452    | 5.002     | 4.98      | 5.482  | 5.448     | 6.392  | 6.347     | 6.302  | 10.952     | 10.82     |        |
| 100.3125 100-10   | 4.44     | 2.74      | 2.74      | 5.397  | 5.363     | 6.302  | 6.257     | 6.212  | 0.74       | 0.74      |        |
| 100.34375 100-11  | 4.427    | 9/15/2005 | 9/15/2005 | 5.311  | 5.277     | 6.212  | 6.167     | 6.122  | 9/15/2005  | 9/15/2005 |        |
| 100.375 100-12    | 4.415    | 5/15/2010 | 5/15/2010 | 5.266  | 5.232     | 6.122  | 6.077     | 6.032  | 5/15/2010  | 5/15/2010 |        |
| 100.40625 100-13  | 4.402    | 57        | 57        | 5.222  | 5.188     | 6.032  | 5.987     | 5.942  | 21         | 21        |        |
| 100.4375 100-14   | 4.39     | 21        | 21        | 5.2    | 5.166     | 5.942  | 5.897     | 5.852  | 24         | 24        |        |
| 100.46875 100-15  | 4.377    | 27        | 27        | 5.178  | 5.144     | 5.852  | 5.807     | 5.762  | 27         | 27        |        |
| 100.5 100-16      | 4.365    | 35        | 35        | 5.156  | 5.122     | 5.762  | 5.717     | 5.672  | 35         | 35        |        |
| 100.53125 100-17  | 4.352    | 35        | 35        | 5.134  | 5.1       | 5.672  | 5.627     | 5.582  | 35         | 35        |        |
| 100.5625 100-18   | 4.34     | 21        | 21        | 5.112  | 5.078     | 5.582  | 5.537     | 5.492  | 21         | 21        |        |
| 100.59375 100-19  | 4.327    | 21        | 21        | 5.09   | 5.056     | 5.492  | 5.447     | 5.402  | 21         | 21        |        |
| 100.625 100-20    | 4.315    | 21        | 21        | 5.068  | 5.034     | 5.402  | 5.357     | 5.312  | 21         | 21        |        |
| 100.65625 100-21  | 4.302    | 21        | 21        | 5.046  | 5.012     | 5.312  | 5.267     | 5.222  | 21         | 21        |        |
| 100.6875 100-22   | 4.302    | 21        | 21        | 5.024  | 4.99      | 5.222  | 5.177     | 5.132  | 21         | 21        |        |
| 100.71875 100-23  | 4.29     | 21        | 21        | 5.002  | 4.968     | 5.132  | 5.087     | 5.042  | 21         | 21        |        |

Avg Life  
 First Pay  
 Last Pay  
 Prin. Window



CSFBRED-2005C4-V2.3 A2

Yield Table(Speeds start after Hard Lock Inc. Prepay Pen. & YMP)

Current Balance \$138,000,000 Gross WAC 7.2352  
 Pass-Thru Rate 4.825 Current WAM 333  
 Accrued Days / Delay L 23 / 14 Settlement 08/24/2005  
 Factor Date 08/25/2005

Prepayments

| Price            | 0.0% CPR |        | 25.0% CPR |        | 50.0% CPR |        | 75.0% CPR |        | 100.0% CPR |        |
|------------------|----------|--------|-----------|--------|-----------|--------|-----------|--------|------------|--------|
|                  | Yield    | ModDur | Yield     | ModDur | Yield     | ModDur | Yield     | ModDur | Yield      | ModDur |
| 100.0000         | 4.829    | 4.16   | 4.895     | 4.938  | 4.938     | 4.948  | 4.948     | 4.951  | 4.951      | 3.4    |
| 100.03125 100-01 | 4.821    |        | 4.888     | 4.929  | 4.929     | 4.939  | 4.939     | 4.942  | 4.942      |        |
| 100.0625 100-02  | 4.814    |        | 4.88      | 4.921  | 4.921     | 4.931  | 4.931     | 4.933  | 4.933      |        |
| 100.09375 100-03 | 4.806    |        | 4.872     | 4.913  | 4.913     | 4.922  | 4.922     | 4.924  | 4.924      |        |
| 100.125 100-04   | 4.799    |        | 4.864     | 4.904  | 4.904     | 4.913  | 4.913     | 4.915  | 4.915      |        |
| 100.15625 100-05 | 4.791    |        | 4.856     | 4.896  | 4.896     | 4.905  | 4.905     | 4.906  | 4.906      |        |
| 100.1875 100-06  | 4.784    |        | 4.848     | 4.888  | 4.888     | 4.896  | 4.896     | 4.896  | 4.896      |        |
| 100.21875 100-07 | 4.776    |        | 4.84      | 4.879  | 4.879     | 4.888  | 4.888     | 4.887  | 4.887      |        |
| 100.25 100-08    | 4.769    | 4.16   | 4.832     | 4.871  | 4.871     | 4.879  | 4.879     | 4.878  | 4.878      | 3.4    |
| 100.28125 100-09 | 4.761    |        | 4.825     | 4.863  | 4.863     | 4.87   | 4.87      | 4.869  | 4.869      |        |
| 100.3125 100-10  | 4.754    |        | 4.817     | 4.855  | 4.855     | 4.862  | 4.862     | 4.86   | 4.86       |        |
| 100.34375 100-11 | 4.747    |        | 4.809     | 4.846  | 4.846     | 4.853  | 4.853     | 4.851  | 4.851      |        |
| 100.375 100-12   | 4.739    |        | 4.801     | 4.838  | 4.838     | 4.845  | 4.845     | 4.842  | 4.842      |        |
| 100.40625 100-13 | 4.732    |        | 4.793     | 4.83   | 4.83      | 4.836  | 4.836     | 4.833  | 4.833      |        |
| 100.4375 100-14  | 4.724    |        | 4.785     | 4.821  | 4.821     | 4.828  | 4.828     | 4.823  | 4.823      |        |
| 100.46875 100-15 | 4.717    |        | 4.777     | 4.813  | 4.813     | 4.819  | 4.819     | 4.814  | 4.814      |        |
| 100.5 100-16     | 4.709    | 4.16   | 4.769     | 4.805  | 4.805     | 4.81   | 4.81      | 4.805  | 4.805      | 3.41   |
| 100.53125 100-17 | 4.702    |        | 4.762     | 4.797  | 4.797     | 4.802  | 4.802     | 4.796  | 4.796      |        |
| 100.5625 100-18  | 4.694    |        | 4.754     | 4.788  | 4.788     | 4.793  | 4.793     | 4.787  | 4.787      |        |
| 100.59375 100-19 | 4.687    |        | 4.746     | 4.78   | 4.78      | 4.785  | 4.785     | 4.778  | 4.778      |        |
| 100.625 100-20   | 4.679    |        | 4.738     | 4.772  | 4.772     | 4.776  | 4.776     | 4.769  | 4.769      |        |
| 100.65625 100-21 | 4.672    |        | 4.73      | 4.764  | 4.764     | 4.768  | 4.768     | 4.76   | 4.76       |        |
| 100.6875 100-22  | 4.665    |        | 4.722     | 4.755  | 4.755     | 4.759  | 4.759     | 4.751  | 4.751      |        |
| 100.71875 100-23 | 4.657    |        | 4.715     | 4.747  | 4.747     | 4.751  | 4.751     | 4.742  | 4.742      |        |
| 100.75 100-24    | 4.65     | 4.17   | 4.707     | 4.739  | 4.739     | 4.742  | 4.742     | 4.733  | 4.733      | 3.41   |
| 100.78125 100-25 | 4.642    |        | 4.699     | 4.731  | 4.731     | 4.733  | 4.733     | 4.723  | 4.723      |        |
| 100.8125 100-26  | 4.635    |        | 4.691     | 4.722  | 4.722     | 4.725  | 4.725     | 4.714  | 4.714      |        |
| 100.84375 100-27 | 4.628    |        | 4.683     | 4.714  | 4.714     | 4.716  | 4.716     | 4.705  | 4.705      |        |
| 100.875 100-28   | 4.62     |        | 4.675     | 4.706  | 4.706     | 4.708  | 4.708     | 4.696  | 4.696      |        |
| 100.90625 100-29 | 4.613    |        | 4.668     | 4.698  | 4.698     | 4.699  | 4.699     | 4.687  | 4.687      |        |
| 100.9375 100-30  | 4.605    |        | 4.66      | 4.689  | 4.689     | 4.691  | 4.691     | 4.678  | 4.678      |        |
| 100.96875 100-31 | 4.598    |        | 4.652     | 4.681  | 4.681     | 4.682  | 4.682     | 4.669  | 4.669      |        |

Avg Life

First Pay

Last Pay

Prin. Window

4.76  
 5/15/2010  
 8/15/2010  
 4

4.5  
 7/15/2008  
 6/15/2010  
 24

4.26  
 11/15/2007  
 5/15/2010  
 31

4.1  
 8/15/2007  
 5/15/2010  
 34

3.84  
 5/15/2007  
 2/15/2010  
 34

CSFBRED-2005C4-V2.3 A3

Yield Table(Speeds start after Hard Lock Inc. Prepay Pen. & YMP)

Current Balance \$113,000,000 Gross WAC 7.2352

Pass-Thru Rate 4.932 Current WAM 333

Accrued Days / Delay C. 23 / 14 Settlement 08/24/2005

Factor Date 08/25/2005

Prepayments

| Price            | 0.0% CPR |        | 25.0% CPR |        | 50.0% CPR |        | 75.0% CPR |        | 100.0% CPR |        |
|------------------|----------|--------|-----------|--------|-----------|--------|-----------|--------|------------|--------|
|                  | Yield    | ModDur | Yield     | ModDur | Yield     | ModDur | Yield     | ModDur | Yield      | ModDur |
| 100.100-00       | 4.949    | 4.963  | 5.14      | 4.954  | 4.95      | 4.947  | 4.88      | 4.951  | 4.68       | 4.944  |
| 100.03125 100-01 | 4.944    | 4.956  |           | 4.948  |           | 4.941  |           | 4.944  |            | 4.937  |
| 100.0625 100-02  | 4.938    | 4.95   |           | 4.941  |           | 4.935  |           | 4.937  |            | 4.931  |
| 100.09375 100-03 | 4.933    | 4.944  |           | 4.935  |           | 4.928  |           | 4.931  |            | 4.924  |
| 100.125 100-04   | 4.927    | 4.938  |           | 4.929  |           | 4.922  |           | 4.924  |            | 4.917  |
| 100.15625 100-05 | 4.922    | 4.932  |           | 4.923  |           | 4.916  |           | 4.917  |            | 4.911  |
| 100.1875 100-06  | 4.916    | 4.926  |           | 4.916  |           | 4.909  |           | 4.911  |            | 4.904  |
| 100.21875 100-07 | 4.911    | 4.92   |           | 4.91   |           | 4.903  |           | 4.904  |            | 4.897  |
| 100.25 100-08    | 4.905    | 4.914  | 5.14      | 4.904  | 4.95      | 4.896  | 4.88      | 4.897  | 4.68       | 4.891  |
| 100.28125 100-09 | 4.9      | 4.908  |           | 4.897  |           | 4.89   |           | 4.891  |            | 4.884  |
| 100.3125 100-10  | 4.894    | 4.902  |           | 4.891  |           | 4.884  |           | 4.884  |            | 4.877  |
| 100.34375 100-11 | 4.889    | 4.896  |           | 4.885  |           | 4.877  |           | 4.877  |            | 4.871  |
| 100.375 100-12   | 4.883    | 4.889  |           | 4.879  |           | 4.871  |           | 4.871  |            | 4.864  |
| 100.40625 100-13 | 4.878    | 4.884  |           | 4.872  |           | 4.865  |           | 4.864  |            | 4.858  |
| 100.4375 100-14  | 4.872    | 4.878  |           | 4.866  |           | 4.858  |           | 4.858  |            | 4.851  |
| 100.46875 100-15 | 4.867    | 4.872  |           | 4.86   |           | 4.852  |           | 4.851  |            | 4.844  |
| 100.5 100-16     | 4.861    | 4.866  | 5.14      | 4.854  | 4.95      | 4.846  | 4.88      | 4.844  | 4.68       | 4.838  |
| 100.53125 100-17 | 4.856    | 4.86   |           | 4.847  |           | 4.839  |           | 4.838  |            | 4.831  |
| 100.5625 100-18  | 4.85     | 4.854  |           | 4.841  |           | 4.833  |           | 4.831  |            | 4.824  |
| 100.59375 100-19 | 4.845    | 4.848  |           | 4.835  |           | 4.827  |           | 4.824  |            | 4.818  |
| 100.625 100-20   | 4.839    | 4.842  |           | 4.829  |           | 4.82   |           | 4.818  |            | 4.811  |
| 100.65625 100-21 | 4.834    | 4.836  |           | 4.822  |           | 4.814  |           | 4.811  |            | 4.805  |
| 100.6875 100-22  | 4.828    | 4.83   |           | 4.816  |           | 4.808  |           | 4.805  |            | 4.798  |
| 100.71875 100-23 | 4.823    | 4.824  |           | 4.81   |           | 4.801  |           | 4.798  |            | 4.791  |
| 100.75 100-24    | 4.817    | 4.818  | 5.15      | 4.804  | 4.96      | 4.795  | 4.88      | 4.791  | 4.68       | 4.785  |
| 100.78125 100-25 | 4.812    | 4.812  |           | 4.797  |           | 4.789  |           | 4.785  |            | 4.778  |
| 100.8125 100-26  | 4.807    | 4.806  |           | 4.791  |           | 4.782  |           | 4.778  |            | 4.772  |
| 100.84375 100-27 | 4.801    | 4.8    |           | 4.785  |           | 4.776  |           | 4.772  |            | 4.765  |
| 100.875 100-28   | 4.796    | 4.794  |           | 4.779  |           | 4.77   |           | 4.765  |            | 4.758  |
| 100.90625 100-29 | 4.79     | 4.788  |           | 4.772  |           | 4.763  |           | 4.758  |            | 4.752  |
| 100.9375 100-30  | 4.785    | 4.782  |           | 4.766  |           | 4.757  |           | 4.752  |            | 4.745  |
| 100.96875 100-31 | 4.779    | 4.776  |           | 4.76   |           | 4.751  |           | 4.745  |            |        |

Avg Life

First Pay

Last Pay

Prin. Window

6.81

5/15/2012

7/15/2012

3

6.11

6/15/2010

7/15/2012

26

5.85

5/15/2010

6/15/2012

26

5.75

5/15/2010

5/15/2012

25

5.48

2/15/2010

4/15/2012

27



CSFBRED-2005C4-V2.3 A4

Yield Table(Speeds start after Hard Lock Inc. Prepay Pen. & YMP)

Current Balance \$310,000,000 Gross WAC 7.2352  
 Pass-Thru Rate 4.968 Current WAM 333  
 Accrued Days / Delay C. 23 / 14 Settlement 08/24/2005  
 Factor Date 08/25/2005

| Prepayments<br>Price | 0.0% CPR |        | 25.0% CPR |        | 50.0% CPR |        | 75.0% CPR |        | 100.0% CPR |        |
|----------------------|----------|--------|-----------|--------|-----------|--------|-----------|--------|------------|--------|
|                      | Yield    | ModDur | Yield     | ModDur | Yield     | ModDur | Yield     | ModDur | Yield      | ModDur |
| 100.100-00           | 4.994    | 7.45   | 4.998     | 7.21   | 4.996     | 7.15   | 4.995     | 7.12   | 4.995      | 7.02   |
| 100.03125 100-01     | 4.99     | 4.985  | 4.993     | 4.987  | 4.991     | 4.986  | 4.991     | 4.986  | 4.991      | 4.986  |
| 100.0625 100-02      | 4.985    | 4.981  | 4.989     | 4.983  | 4.987     | 4.982  | 4.986     | 4.982  | 4.986      | 4.982  |
| 100.09375 100-03     | 4.981    | 4.977  | 4.985     | 4.979  | 4.983     | 4.978  | 4.982     | 4.978  | 4.982      | 4.978  |
| 100.125 100-04       | 4.977    | 4.973  | 4.98      | 4.974  | 4.978     | 4.973  | 4.978     | 4.973  | 4.978      | 4.973  |
| 100.15625 100-05     | 4.973    | 4.969  | 4.976     | 4.97   | 4.974     | 4.969  | 4.973     | 4.969  | 4.973      | 4.969  |
| 100.1875 100-06      | 4.969    | 4.965  | 4.972     | 4.967  | 4.97      | 4.965  | 4.969     | 4.965  | 4.969      | 4.965  |
| 100.21875 100-07     | 4.965    | 4.961  | 4.967     | 4.961  | 4.965     | 4.961  | 4.965     | 4.961  | 4.965      | 4.961  |
| 100.25 100-08        | 4.96     | 4.956  | 4.963     | 4.956  | 4.961     | 4.956  | 4.961     | 4.956  | 4.961      | 4.956  |
| 100.28125 100-09     | 4.956    | 4.952  | 4.959     | 4.952  | 4.956     | 4.952  | 4.956     | 4.952  | 4.956      | 4.952  |
| 100.3125 100-10      | 4.952    | 4.948  | 4.955     | 4.948  | 4.952     | 4.948  | 4.952     | 4.948  | 4.952      | 4.948  |
| 100.34375 100-11     | 4.948    | 4.944  | 4.95      | 4.943  | 4.948     | 4.943  | 4.948     | 4.943  | 4.948      | 4.943  |
| 100.375 100-12       | 4.944    | 4.94   | 4.946     | 4.942  | 4.943     | 4.938  | 4.943     | 4.938  | 4.943      | 4.938  |
| 100.40625 100-13     | 4.94     | 4.935  | 4.942     | 4.937  | 4.939     | 4.933  | 4.938     | 4.933  | 4.938      | 4.933  |
| 100.4375 100-14      | 4.935    | 4.931  | 4.937     | 4.931  | 4.935     | 4.93   | 4.938     | 4.93   | 4.938      | 4.93   |
| 100.46875 100-15     | 4.931    | 4.927  | 4.933     | 4.927  | 4.931     | 4.925  | 4.933     | 4.925  | 4.933      | 4.925  |
| 100.5 100-16         | 4.927    | 4.923  | 4.929     | 4.923  | 4.926     | 4.921  | 4.925     | 4.921  | 4.925      | 4.921  |
| 100.53125 100-17     | 4.923    | 4.919  | 4.924     | 4.917  | 4.922     | 4.916  | 4.921     | 4.916  | 4.921      | 4.916  |
| 100.5625 100-18      | 4.919    | 4.915  | 4.92      | 4.913  | 4.917     | 4.912  | 4.916     | 4.912  | 4.916      | 4.912  |
| 100.59375 100-19     | 4.915    | 4.91   | 4.916     | 4.909  | 4.913     | 4.908  | 4.912     | 4.908  | 4.912      | 4.908  |
| 100.625 100-20       | 4.91     | 4.906  | 4.912     | 4.905  | 4.909     | 4.904  | 4.908     | 4.904  | 4.908      | 4.904  |
| 100.65625 100-21     | 4.906    | 4.902  | 4.907     | 4.9    | 4.905     | 4.899  | 4.904     | 4.899  | 4.904      | 4.899  |
| 100.6875 100-22      | 4.902    | 4.898  | 4.903     | 4.892  | 4.9       | 4.895  | 4.904     | 4.895  | 4.904      | 4.895  |
| 100.71875 100-23     | 4.898    | 4.894  | 4.899     | 4.887  | 4.896     | 4.891  | 4.895     | 4.891  | 4.895      | 4.891  |
| 100.75 100-24        | 4.894    | 4.89   | 4.894     | 4.887  | 4.892     | 4.886  | 4.891     | 4.886  | 4.891      | 4.886  |
| 100.78125 100-25     | 4.89     | 4.886  | 4.89      | 4.883  | 4.892     | 4.886  | 4.891     | 4.886  | 4.891      | 4.886  |
| 100.8125 100-26      | 4.886    | 4.881  | 4.886     | 4.879  | 4.883     | 4.878  | 4.886     | 4.878  | 4.886      | 4.878  |
| 100.84375 100-27     | 4.881    | 4.877  | 4.882     | 4.874  | 4.879     | 4.873  | 4.878     | 4.873  | 4.878      | 4.873  |
| 100.875 100-28       | 4.877    | 4.873  | 4.877     | 4.87   | 4.879     | 4.873  | 4.878     | 4.873  | 4.878      | 4.873  |
| 100.90625 100-29     | 4.873    | 4.869  | 4.873     | 4.866  | 4.874     | 4.869  | 4.873     | 4.869  | 4.873      | 4.869  |
| 100.9375 100-30      | 4.869    | 4.865  | 4.873     | 4.866  | 4.874     | 4.869  | 4.873     | 4.869  | 4.873      | 4.869  |
| 100.96875 100-31     | 4.865    | 4.861  | 4.865     | 4.861  | 4.866     | 4.861  | 4.865     | 4.861  | 4.865      | 4.861  |

Avg Life 9.58  
 First Pay 8/15/2014  
 Last Pay 6/15/2015  
 Prin. Window 11

9.07 9.12 9.21 9.16 9.07 8.91  
 7/15/2012 7/15/2012 7/15/2012 7/15/2012 7/15/2012 4/15/2012  
 6/15/2015 6/15/2015 6/15/2015 6/15/2015 6/15/2015 4/15/2015  
 36 36 36 36 36 37



CSFBRED-2005C4-V2.3 AAB  
 Yield Table(Speeds start after Hard Lock Inc. Prepay Pen. & YMP) 7.2352  
 Current Balance \$45,000,000 Gross WAC 333  
 Pass-Thru Rate 4.926 Current WAM Settlement 08/24/2005  
 Accrued Days / Delay C. 23 / 14 Factor Date 08/25/2005

| Prepayments<br>Price | 0.0% CPR |        | 25.0% CPR |        | 50.0% CPR |        | 75.0% CPR |        | 100.0% CPR |        |      |
|----------------------|----------|--------|-----------|--------|-----------|--------|-----------|--------|------------|--------|------|
|                      | Yield    | ModDur | Yield     | ModDur | Yield     | ModDur | Yield     | ModDur | Yield      | ModDur |      |
| 100 100-00           | 4.944    | 4.987  | 5.77      | 4.987  | 5.38      | 4.973  | 4.961     | 4.944  | 5.36       | 4.944  | 5.29 |
| 100.03125 100-01     | 4.938    | 4.981  |           | 4.981  |           | 4.967  | 4.955     | 4.938  |            | 4.938  |      |
| 100.0625 100-02      | 4.933    | 4.976  |           | 4.976  |           | 4.961  | 4.95      | 4.932  |            | 4.932  |      |
| 100.09375 100-03     | 4.928    | 4.97   |           | 4.97   |           | 4.956  | 4.944     | 4.926  |            | 4.926  |      |
| 100.125 100-04       | 4.922    | 4.964  |           | 4.964  |           | 4.95   | 4.938     | 4.92   |            | 4.92   |      |
| 100.15625 100-05     | 4.917    | 4.958  |           | 4.958  |           | 4.944  | 4.932     | 4.914  |            | 4.914  |      |
| 100.1875 100-06      | 4.911    | 4.953  |           | 4.953  |           | 4.938  | 4.926     | 4.908  |            | 4.908  |      |
| 100.21875 100-07     | 4.906    | 4.947  |           | 4.947  |           | 4.932  | 4.921     | 4.902  |            | 4.902  |      |
| 100.25 100-08        | 4.901    | 4.941  | 5.78      | 4.941  | 5.38      | 4.927  | 4.915     | 4.897  | 5.36       | 4.897  | 5.29 |
| 100.28125 100-09     | 4.895    | 4.935  |           | 4.935  |           | 4.921  | 4.909     | 4.891  |            | 4.891  |      |
| 100.3125 100-10      | 4.89     | 4.929  |           | 4.929  |           | 4.915  | 4.903     | 4.885  |            | 4.885  |      |
| 100.34375 100-11     | 4.884    | 4.924  |           | 4.924  |           | 4.909  | 4.897     | 4.879  |            | 4.879  |      |
| 100.375 100-12       | 4.879    | 4.918  |           | 4.918  |           | 4.904  | 4.892     | 4.873  |            | 4.873  |      |
| 100.40625 100-13     | 4.874    | 4.912  |           | 4.912  |           | 4.898  | 4.886     | 4.867  |            | 4.867  |      |
| 100.4375 100-14      | 4.868    | 4.906  |           | 4.906  |           | 4.892  | 4.88      | 4.861  |            | 4.861  |      |
| 100.46875 100-15     | 4.863    | 4.901  |           | 4.901  |           | 4.886  | 4.874     | 4.856  |            | 4.856  |      |
| 100.5 100-16         | 4.858    | 4.895  | 5.78      | 4.895  | 5.38      | 4.88   | 4.869     | 4.85   | 5.36       | 4.85   | 5.3  |
| 100.53125 100-17     | 4.852    | 4.889  |           | 4.889  |           | 4.875  | 4.863     | 4.844  |            | 4.844  |      |
| 100.5625 100-18      | 4.847    | 4.883  |           | 4.883  |           | 4.869  | 4.857     | 4.838  |            | 4.838  |      |
| 100.59375 100-19     | 4.842    | 4.878  |           | 4.878  |           | 4.863  | 4.851     | 4.832  |            | 4.832  |      |
| 100.625 100-20       | 4.836    | 4.872  |           | 4.872  |           | 4.857  | 4.845     | 4.826  |            | 4.826  |      |
| 100.65625 100-21     | 4.831    | 4.866  |           | 4.866  |           | 4.852  | 4.84      | 4.821  |            | 4.821  |      |
| 100.6875 100-22      | 4.825    | 4.86   |           | 4.86   |           | 4.846  | 4.834     | 4.815  |            | 4.815  |      |
| 100.71875 100-23     | 4.82     | 4.855  |           | 4.855  |           | 4.84   | 4.828     | 4.809  |            | 4.809  |      |
| 100.75 100-24        | 4.815    | 4.849  | 5.78      | 4.849  | 5.39      | 4.834  | 4.822     | 4.803  | 5.37       | 4.803  | 5.3  |
| 100.78125 100-25     | 4.809    | 4.843  |           | 4.843  |           | 4.829  | 4.817     | 4.797  |            | 4.797  |      |
| 100.8125 100-26      | 4.804    | 4.837  |           | 4.837  |           | 4.823  | 4.811     | 4.791  |            | 4.791  |      |
| 100.84375 100-27     | 4.799    | 4.832  |           | 4.832  |           | 4.817  | 4.805     | 4.785  |            | 4.785  |      |
| 100.875 100-28       | 4.793    | 4.826  |           | 4.826  |           | 4.812  | 4.799     | 4.778  |            | 4.778  |      |
| 100.90625 100-29     | 4.788    | 4.82   |           | 4.82   |           | 4.806  | 4.794     | 4.774  |            | 4.774  |      |
| 100.9375 100-30      | 4.783    | 4.814  |           | 4.814  |           | 4.8    | 4.788     | 4.768  |            | 4.768  |      |
| 100.96875 100-31     | 4.777    | 4.809  | 7.02      | 4.809  | 6.43      | 4.794  | 4.782     | 4.762  | 6.4        | 4.762  | 6.31 |

Avg Life 8/15/2010  
 First Pay 8/15/2010  
 Last Pay 8/15/2014  
 Prin. Window 49

CSFBRED-2005C4-V2.3 AJ  
 Yield Table(Speeds start after Hard Lock Inc. Prepay Pen. & YMP) 7.2352  
 Current Balance \$93,335,000. Gross WAC 333  
 Pass-Thru Rate 5.055 Current WAM 333  
 Accrued Days / Delay C 23 / 14 Settlement Date 08/24/2005  
 Factor Date 08/25/2005

| Prepayments<br>Price | 0.0% CPR |           | 25.0% CPR |           | 50.0% CPR |           | 75.0% CPR |           | 100.0% CPR |           |
|----------------------|----------|-----------|-----------|-----------|-----------|-----------|-----------|-----------|------------|-----------|
|                      | Yield    | ModDur    | Yield     | ModDur    | Yield     | ModDur    | Yield     | ModDur    | Yield      | ModDur    |
| 100 100-00           | 5.083    | 7.6       | 5.083     | 7.58      | 5.083     | 7.57      | 5.083     | 7.45      | 5.082      | 7.46      |
| 100.03125 100-01     | 5.079    |           | 5.079     |           | 5.079     |           | 5.078     |           | 5.078      |           |
| 100.0625 100-02      | 5.075    |           | 5.074     |           | 5.074     |           | 5.074     |           | 5.074      |           |
| 100.09375 100-03     | 5.07     |           | 5.07      |           | 5.07      |           | 5.07      |           | 5.07       |           |
| 100.125 100-04       | 5.066    |           | 5.066     |           | 5.066     |           | 5.066     |           | 5.065      |           |
| 100.15625 100-05     | 5.062    |           | 5.062     |           | 5.062     |           | 5.062     |           | 5.061      |           |
| 100.1875 100-06      | 5.058    |           | 5.058     |           | 5.058     |           | 5.058     |           | 5.057      |           |
| 100.21875 100-07     | 5.054    |           | 5.054     |           | 5.054     |           | 5.054     |           | 5.053      |           |
| 100.25 100-08        | 5.05     | 7.61      | 5.05      | 7.59      | 5.05      | 7.58      | 5.05      | 7.56      | 5.049      | 7.46      |
| 100.28125 100-09     | 5.046    |           | 5.046     |           | 5.046     |           | 5.046     |           | 5.045      |           |
| 100.3125 100-10      | 5.042    |           | 5.042     |           | 5.042     |           | 5.041     |           | 5.04       |           |
| 100.34375 100-11     | 5.038    |           | 5.038     |           | 5.038     |           | 5.037     |           | 5.036      |           |
| 100.375 100-12       | 5.034    |           | 5.033     |           | 5.033     |           | 5.033     |           | 5.032      |           |
| 100.40625 100-13     | 5.03     |           | 5.029     |           | 5.029     |           | 5.029     |           | 5.028      |           |
| 100.4375 100-14      | 5.026    |           | 5.025     |           | 5.025     |           | 5.025     |           | 5.024      |           |
| 100.46875 100-15     | 5.021    |           | 5.021     |           | 5.021     |           | 5.021     |           | 5.02       |           |
| 100.5 100-16         | 5.017    | 7.61      | 5.017     | 7.59      | 5.017     | 7.58      | 5.017     | 7.56      | 5.016      | 7.46      |
| 100.53125 100-17     | 5.013    |           | 5.013     |           | 5.013     |           | 5.013     |           | 5.011      |           |
| 100.5625 100-18      | 5.009    |           | 5.009     |           | 5.009     |           | 5.009     |           | 5.007      |           |
| 100.59375 100-19     | 5.005    |           | 5.005     |           | 5.005     |           | 5.005     |           | 5.003      |           |
| 100.625 100-20       | 5.001    |           | 5.001     |           | 5.001     |           | 5.001     |           | 4.999      |           |
| 100.65625 100-21     | 4.997    |           | 4.997     |           | 4.997     |           | 4.996     |           | 4.995      |           |
| 100.6875 100-22      | 4.993    |           | 4.993     |           | 4.992     |           | 4.992     |           | 4.991      |           |
| 100.71875 100-23     | 4.989    |           | 4.989     |           | 4.988     |           | 4.988     |           | 4.987      |           |
| 100.75 100-24        | 4.985    | 7.62      | 4.985     | 7.6       | 4.984     | 7.58      | 4.984     | 7.57      | 4.982      | 7.47      |
| 100.78125 100-25     | 4.981    |           | 4.98      |           | 4.98      |           | 4.98      |           | 4.978      |           |
| 100.8125 100-26      | 4.977    |           | 4.976     |           | 4.976     |           | 4.976     |           | 4.974      |           |
| 100.84375 100-27     | 4.973    |           | 4.972     |           | 4.972     |           | 4.972     |           | 4.97       |           |
| 100.875 100-28       | 4.969    |           | 4.968     |           | 4.968     |           | 4.968     |           | 4.966      |           |
| 100.90625 100-29     | 4.965    |           | 4.964     |           | 4.964     |           | 4.964     |           | 4.962      |           |
| 100.9375 100-30      | 4.961    |           | 4.96      |           | 4.96      |           | 4.96      |           | 4.958      |           |
| 100.96875 100-31     | 4.956    |           | 4.956     |           | 4.956     |           | 4.955     |           | 4.953      |           |
| Avg Life             |          | 9.89      |           | 9.86      |           | 9.84      |           | 9.81      |            | 9.64      |
| First Pay            |          | 7/15/2015 |           | 6/15/2015 |           | 6/15/2015 |           | 6/15/2015 |            | 4/15/2015 |
| Last Pay             |          | 7/15/2015 |           | 7/15/2015 |           | 7/15/2015 |           | 7/15/2015 |            | 4/15/2015 |
| Prin. Window         |          | 1         |           | 2         |           | 2         |           | 2         |            | 1         |

CSFBRED-2005C4-V2.3 B

Yield Table(Speeds start after Hard Lock Inc. Prepay Pen. & YMP)

Current Balance \$23,334,000 Gross WAC 7.2352

Pass-Thru Rate 5.164 Current WAM 333

Accrued Days / Delay C 23 / 14 Settlement 08/24/2005

Factor Date 08/25/2005

Prepayments

| Price      | 0.0% CPR |        | 25.0% CPR |        | 50.0% CPR |        | 75.0% CPR |        | 100.0% CPR |        |
|------------|----------|--------|-----------|--------|-----------|--------|-----------|--------|------------|--------|
|            | Yield    | ModDur | Yield     | ModDur | Yield     | ModDur | Yield     | ModDur | Yield      | ModDur |
| 100.000000 | 5.193    | 7.56   | 5.193     | 7.56   | 5.193     | 7.56   | 5.193     | 7.56   | 5.193      | 7.41   |
| 100.031250 | 5.189    |        | 5.189     |        | 5.189     |        | 5.189     |        | 5.189      |        |
| 100.062500 | 5.185    |        | 5.185     |        | 5.185     |        | 5.185     |        | 5.185      |        |
| 100.093750 | 5.181    |        | 5.181     |        | 5.181     |        | 5.181     |        | 5.181      |        |
| 100.125000 | 5.177    |        | 5.177     |        | 5.177     |        | 5.177     |        | 5.177      |        |
| 100.156250 | 5.173    |        | 5.173     |        | 5.173     |        | 5.173     |        | 5.173      |        |
| 100.187500 | 5.169    |        | 5.169     |        | 5.169     |        | 5.169     |        | 5.169      |        |
| 100.218750 | 5.165    |        | 5.165     |        | 5.165     |        | 5.165     |        | 5.165      |        |
| 100.250000 | 5.16     | 7.57   | 5.16      | 7.57   | 5.16      | 7.57   | 5.16      | 7.57   | 5.16       | 7.42   |
| 100.281250 | 5.156    |        | 5.156     |        | 5.156     |        | 5.156     |        | 5.156      |        |
| 100.312500 | 5.152    |        | 5.152     |        | 5.152     |        | 5.152     |        | 5.152      |        |
| 100.343750 | 5.148    |        | 5.148     |        | 5.148     |        | 5.148     |        | 5.148      |        |
| 100.375000 | 5.144    |        | 5.144     |        | 5.144     |        | 5.144     |        | 5.144      |        |
| 100.406250 | 5.14     |        | 5.14      |        | 5.14      |        | 5.14      |        | 5.14       |        |
| 100.437500 | 5.136    |        | 5.136     |        | 5.136     |        | 5.136     |        | 5.136      |        |
| 100.468750 | 5.132    |        | 5.132     |        | 5.132     |        | 5.132     |        | 5.132      |        |
| 100.500000 | 5.128    | 7.57   | 5.128     | 7.57   | 5.128     | 7.57   | 5.128     | 7.57   | 5.128      | 7.42   |
| 100.531250 | 5.124    |        | 5.124     |        | 5.124     |        | 5.124     |        | 5.124      |        |
| 100.562500 | 5.119    |        | 5.119     |        | 5.119     |        | 5.119     |        | 5.119      |        |
| 100.593750 | 5.115    |        | 5.115     |        | 5.115     |        | 5.115     |        | 5.115      |        |
| 100.625000 | 5.111    |        | 5.111     |        | 5.111     |        | 5.111     |        | 5.111      |        |
| 100.656250 | 5.107    |        | 5.107     |        | 5.107     |        | 5.107     |        | 5.107      |        |
| 100.687500 | 5.103    |        | 5.103     |        | 5.103     |        | 5.103     |        | 5.103      |        |
| 100.718750 | 5.099    |        | 5.099     |        | 5.099     |        | 5.099     |        | 5.099      |        |
| 100.750000 | 5.095    | 7.58   | 5.095     | 7.58   | 5.095     | 7.58   | 5.095     | 7.58   | 5.095      | 7.43   |
| 100.781250 | 5.091    |        | 5.091     |        | 5.091     |        | 5.091     |        | 5.091      |        |
| 100.812500 | 5.087    |        | 5.087     |        | 5.087     |        | 5.087     |        | 5.087      |        |
| 100.843750 | 5.083    |        | 5.083     |        | 5.083     |        | 5.083     |        | 5.083      |        |
| 100.875000 | 5.079    |        | 5.079     |        | 5.079     |        | 5.079     |        | 5.079      |        |
| 100.906250 | 5.075    |        | 5.075     |        | 5.075     |        | 5.075     |        | 5.075      |        |
| 100.937500 | 5.07     |        | 5.07      |        | 5.07      |        | 5.07      |        | 5.07       |        |
| 100.968750 | 5.066    |        | 5.066     |        | 5.066     |        | 5.066     |        | 5.066      |        |

Avg Life

First Pay

Last Pay

Prin. Window

9.89

7/15/2015

7/15/2015

1

9.89

7/15/2015

7/15/2015

1

9.89

7/15/2015

7/15/2015

1

9.89

7/15/2015

7/15/2015

1

9.64

4/15/2015

4/15/2015

1

CSFBRED-2005C4-V2.3 C

Yield Table(Speeds start after Hard Lock Inc. Prepay Pen. & YMP)  
 Current Balance \$13,333,000 Gross WAC 7.2352  
 Pass-Thru Rate 5.193 Current WAM 333  
 Accrued Days / Delay C 23 / 14 Settlement 08/24/2005  
 Factor Date 08/25/2005

| Prepayments<br>Price | 0.0% CPR |           | 25.0% CPR |           | 50.0% CPR |           | 75.0% CPR |           | 100.0% CPR |           |
|----------------------|----------|-----------|-----------|-----------|-----------|-----------|-----------|-----------|------------|-----------|
|                      | Yield    | ModDur    | Yield     | ModDur    | Yield     | ModDur    | Yield     | ModDur    | Yield      | ModDur    |
| 100.00125 100-00     | 5.223    | 7.55      | 5.223     | 7.56      | 5.223     | 7.56      | 5.223     | 7.56      | 5.223      | 7.41      |
| 100.00125 100-01     | 5.219    |           | 5.219     |           | 5.219     |           | 5.219     |           | 5.219      |           |
| 100.00625 100-02     | 5.215    |           | 5.215     |           | 5.215     |           | 5.215     |           | 5.215      |           |
| 100.009375 100-03    | 5.21     |           | 5.21      |           | 5.21      |           | 5.21      |           | 5.21       |           |
| 100.125 100-04       | 5.206    |           | 5.206     |           | 5.206     |           | 5.206     |           | 5.206      |           |
| 100.15625 100-05     | 5.202    |           | 5.202     |           | 5.202     |           | 5.202     |           | 5.202      |           |
| 100.1875 100-06      | 5.198    |           | 5.198     |           | 5.198     |           | 5.198     |           | 5.198      |           |
| 100.21875 100-07     | 5.194    |           | 5.194     |           | 5.194     |           | 5.194     |           | 5.194      |           |
| 100.25 100-08        | 5.19     |           | 5.19      |           | 5.19      |           | 5.19      |           | 5.19       |           |
| 100.28125 100-09     | 5.186    |           | 5.186     |           | 5.186     |           | 5.186     |           | 5.186      |           |
| 100.3125 100-10      | 5.182    |           | 5.182     |           | 5.182     |           | 5.182     |           | 5.182      |           |
| 100.34375 100-11     | 5.178    |           | 5.178     |           | 5.178     |           | 5.178     |           | 5.178      |           |
| 100.375 100-12       | 5.173    |           | 5.173     |           | 5.173     |           | 5.173     |           | 5.173      |           |
| 100.40625 100-13     | 5.169    |           | 5.169     |           | 5.169     |           | 5.169     |           | 5.169      |           |
| 100.4375 100-14      | 5.165    |           | 5.165     |           | 5.165     |           | 5.165     |           | 5.165      |           |
| 100.46875 100-15     | 5.161    |           | 5.161     |           | 5.161     |           | 5.161     |           | 5.161      |           |
| 100.5 100-16         | 5.157    |           | 5.157     |           | 5.157     |           | 5.157     |           | 5.157      |           |
| 100.53125 100-17     | 5.153    |           | 5.153     |           | 5.153     |           | 5.153     |           | 5.153      |           |
| 100.5625 100-18      | 5.149    |           | 5.149     |           | 5.149     |           | 5.149     |           | 5.149      |           |
| 100.59375 100-19     | 5.145    |           | 5.145     |           | 5.145     |           | 5.145     |           | 5.145      |           |
| 100.625 100-20       | 5.141    |           | 5.141     |           | 5.141     |           | 5.141     |           | 5.141      |           |
| 100.65625 100-21     | 5.137    |           | 5.137     |           | 5.137     |           | 5.137     |           | 5.137      |           |
| 100.6875 100-22      | 5.132    |           | 5.132     |           | 5.132     |           | 5.132     |           | 5.132      |           |
| 100.71875 100-23     | 5.128    |           | 5.128     |           | 5.128     |           | 5.128     |           | 5.128      |           |
| 100.75 100-24        | 5.124    |           | 5.124     |           | 5.124     |           | 5.124     |           | 5.124      |           |
| 100.78125 100-25     | 5.12     |           | 5.12      |           | 5.12      |           | 5.12      |           | 5.12       |           |
| 100.8125 100-26      | 5.116    |           | 5.116     |           | 5.116     |           | 5.116     |           | 5.116      |           |
| 100.84375 100-27     | 5.112    |           | 5.112     |           | 5.112     |           | 5.112     |           | 5.112      |           |
| 100.875 100-28       | 5.108    |           | 5.108     |           | 5.108     |           | 5.108     |           | 5.108      |           |
| 100.90625 100-29     | 5.104    |           | 5.104     |           | 5.104     |           | 5.104     |           | 5.104      |           |
| 100.9375 100-30      | 5.1      |           | 5.1       |           | 5.1       |           | 5.1       |           | 5.1        |           |
| 100.96875 100-31     | 5.096    |           | 5.096     |           | 5.096     |           | 5.096     |           | 5.096      |           |
| Avg Life             |          | 9.89      |           | 9.89      |           | 9.89      |           | 9.89      |            | 9.64      |
| First Pay            |          | 7/15/2015 |           | 7/15/2015 |           | 7/15/2015 |           | 7/15/2015 |            | 4/15/2015 |
| Last Pay             |          | 7/15/2015 |           | 7/15/2015 |           | 7/15/2015 |           | 7/15/2015 |            | 4/15/2015 |
| Prin. Window         |          | 1         |           | 1         |           | 1         |           | 1         |            | 1         |

CSFBRED-2005C4-V2.3 D

Yield Table(Speeds start after Hard Lock Inc. Prepay Pen. & YMP)

Current Balance \$23,334,000 Gross WAC 7.2352

Pass-Thru Rate 5.283 Current WAM 333

Accrued Days / Delay C 23 / 14 Settlement 08/24/2005

Factor Date 08/25/2005

Prepayments

| Price            | 0.0% CPR |        | 25.0% CPR |        | 50.0% CPR |        | 75.0% CPR |        | 100.0% CPR |        | ModDur |      |
|------------------|----------|--------|-----------|--------|-----------|--------|-----------|--------|------------|--------|--------|------|
|                  | Yield    | ModDur | Yield     | ModDur | Yield     | ModDur | Yield     | ModDur | Yield      | ModDur |        |      |
| 100.100-00       | 5.313    | 7.52   | 5.313     | 7.52   | 5.313     | 7.52   | 5.313     | 7.52   | 5.313      | 7.52   | 5.313  | 7.37 |
| 100.03125 100-01 | 5.309    |        | 5.309     |        | 5.309     |        | 5.309     |        | 5.309      |        | 5.309  |      |
| 100.0625 100-02  | 5.305    |        | 5.305     |        | 5.305     |        | 5.305     |        | 5.305      |        | 5.305  |      |
| 100.09375 100-03 | 5.301    |        | 5.301     |        | 5.301     |        | 5.301     |        | 5.301      |        | 5.3    |      |
| 100.125 100-04   | 5.297    |        | 5.297     |        | 5.297     |        | 5.297     |        | 5.297      |        | 5.296  |      |
| 100.15625 100-05 | 5.293    |        | 5.293     |        | 5.293     |        | 5.293     |        | 5.293      |        | 5.292  |      |
| 100.1875 100-06  | 5.289    |        | 5.289     |        | 5.289     |        | 5.289     |        | 5.289      |        | 5.288  |      |
| 100.21875 100-07 | 5.284    |        | 5.284     |        | 5.284     |        | 5.284     |        | 5.284      |        | 5.284  |      |
| 100.25 100-08    | 5.28     | 7.52   | 5.28      | 7.52   | 5.28      | 7.52   | 5.28      | 7.52   | 5.28       | 7.52   | 5.279  | 7.38 |
| 100.28125 100-09 | 5.276    |        | 5.276     |        | 5.276     |        | 5.276     |        | 5.276      |        | 5.275  |      |
| 100.3125 100-10  | 5.272    |        | 5.272     |        | 5.272     |        | 5.272     |        | 5.272      |        | 5.271  |      |
| 100.34375 100-11 | 5.268    |        | 5.268     |        | 5.268     |        | 5.268     |        | 5.268      |        | 5.267  |      |
| 100.375 100-12   | 5.264    |        | 5.264     |        | 5.264     |        | 5.264     |        | 5.264      |        | 5.262  |      |
| 100.40625 100-13 | 5.26     |        | 5.26      |        | 5.26      |        | 5.26      |        | 5.26       |        | 5.258  |      |
| 100.4375 100-14  | 5.256    |        | 5.256     |        | 5.256     |        | 5.256     |        | 5.256      |        | 5.254  |      |
| 100.46875 100-15 | 5.251    |        | 5.251     |        | 5.251     |        | 5.251     |        | 5.251      |        | 5.25   |      |
| 100.5 100-16     | 5.247    | 7.53   | 5.247     | 7.53   | 5.247     | 7.53   | 5.247     | 7.53   | 5.247      | 7.53   | 5.246  | 7.38 |
| 100.53125 100-17 | 5.243    |        | 5.243     |        | 5.243     |        | 5.243     |        | 5.243      |        | 5.241  |      |
| 100.5625 100-18  | 5.239    |        | 5.239     |        | 5.239     |        | 5.239     |        | 5.239      |        | 5.237  |      |
| 100.59375 100-19 | 5.235    |        | 5.235     |        | 5.235     |        | 5.235     |        | 5.235      |        | 5.233  |      |
| 100.625 100-20   | 5.231    |        | 5.231     |        | 5.231     |        | 5.231     |        | 5.231      |        | 5.229  |      |
| 100.65625 100-21 | 5.227    |        | 5.227     |        | 5.227     |        | 5.227     |        | 5.227      |        | 5.225  |      |
| 100.6875 100-22  | 5.223    |        | 5.223     |        | 5.223     |        | 5.223     |        | 5.223      |        | 5.221  |      |
| 100.71875 100-23 | 5.219    |        | 5.219     |        | 5.219     |        | 5.219     |        | 5.219      |        | 5.216  |      |
| 100.75 100-24    | 5.214    | 7.53   | 5.214     | 7.53   | 5.214     | 7.53   | 5.214     | 7.53   | 5.214      | 7.53   | 5.212  | 7.38 |
| 100.78125 100-25 | 5.21     |        | 5.21      |        | 5.21      |        | 5.21      |        | 5.21       |        | 5.208  |      |
| 100.8125 100-26  | 5.206    |        | 5.206     |        | 5.206     |        | 5.206     |        | 5.206      |        | 5.204  |      |
| 100.84375 100-27 | 5.202    |        | 5.202     |        | 5.202     |        | 5.202     |        | 5.202      |        | 5.2    |      |
| 100.875 100-28   | 5.198    |        | 5.198     |        | 5.198     |        | 5.198     |        | 5.198      |        | 5.195  |      |
| 100.90625 100-29 | 5.194    |        | 5.194     |        | 5.194     |        | 5.194     |        | 5.194      |        | 5.191  |      |
| 100.9375 100-30  | 5.19     |        | 5.19      |        | 5.19      |        | 5.19      |        | 5.19       |        | 5.187  |      |
| 100.96875 100-31 | 5.186    | 9.89   | 5.186     | 9.89   | 5.186     | 9.89   | 5.186     | 9.89   | 5.186      | 9.89   | 5.183  | 9.64 |

Avg Life

First Pay

Last Pay

Prn. Window

7/15/2015

7/15/2015

1

7/15/2015

7/15/2015

1

7/15/2015

7/15/2015

1

7/15/2015

7/15/2015

1

4/15/2015

4/15/2015

1

CSFBRED-2005C4-V2.3  
 Summary Yield Table(Spreads start after Hard Lock Inc. Prepay Pen. & YMP)

Factor Date 08/25/2005 Settlement 08/24/2005

Prepayments

| Class | Price  | 0.0% CPR<br>Yield | 25.0% CPR<br>WAL | 50.0% CPR<br>Yield | 75.0% CPR<br>WAL | 100.0% CPR<br>Yield | 100.0% CPR<br>WAL | Yield | WAL  | Yield | WAL    | Yield | WAL |
|-------|--------|-------------------|------------------|--------------------|------------------|---------------------|-------------------|-------|------|-------|--------|-------|-----|
| A1    | 100.25 | 100-08            | 4.477            | 2.74               | 5.333            | 1.51                | 6.143             | 1.05  | 0.74 | 7.206 | 12.967 | 0.27  |     |
| A1A   | 100.5  | 100-16            | 4.935            | 9.19               | 4.934            | 9.19                | 4.934             | 9.18  | 9.16 | 4.934 | 4.933  | 9.01  |     |
| A2    | 100.5  | 100-16            | 4.709            | 4.76               | 4.769            | 4.5                 | 4.805             | 4.26  | 4.1  | 4.81  | 4.805  | 3.84  |     |
| A3    | 100.5  | 100-16            | 4.861            | 6.81               | 4.866            | 6.11                | 4.854             | 5.85  | 5.75 | 4.846 | 4.844  | 5.48  |     |
| A4    | 100.5  | 100-16            | 4.927            | 9.58               | 4.929            | 9.21                | 4.926             | 9.12  | 9.07 | 4.925 | 4.924  | 8.91  |     |
| A4M   | 100.5  | 100-16            | 4.974            | 9.81               | 4.974            | 9.81                | 4.974             | 9.81  | 9.81 | 4.974 | 4.973  | 9.64  |     |
| AAB   | 100.5  | 100-16            | 4.858            | 7.02               | 4.895            | 6.43                | 4.88              | 6.43  | 6.4  | 4.869 | 4.85   | 6.31  |     |
| AJ    | 100.5  | 100-16            | 5.017            | 9.89               | 5.017            | 9.86                | 5.017             | 9.84  | 9.81 | 5.017 | 5.016  | 9.64  |     |
| B     | 100.5  | 100-16            | 5.128            | 9.89               | 5.128            | 9.89                | 5.128             | 9.89  | 9.89 | 5.128 | 5.126  | 9.64  |     |
| C     | 100.5  | 100-16            | 5.157            | 9.89               | 5.157            | 9.89                | 5.157             | 9.89  | 9.89 | 5.157 | 5.155  | 9.64  |     |
| D     | 100.5  | 100-16            | 5.247            | 9.89               | 5.247            | 9.89                | 5.247             | 9.89  | 9.89 | 5.247 | 5.246  | 9.64  |     |