



FORM SE
FORM FOR SUBMISSION OF PAPER FORMAT EXHIBITS
BY ELECTRONIC FILERS

Park Place Securities, Inc.
Exact Name of Registrant as Specified in Charter
Form 8-K, July 22, 2005, Series 2005-WCW3

0001291394
Registrant CIK Number
333-121784



Name of Person Filing the Document
(If Other than the Registrant)



05082058

PROCESSED

JUL 28 2005

THOMSON
FINANCIAL

B




SIGNATURES

Pursuant to the requirements of the Securities Exchange Act of 1934, the registrant has duly caused this report to be signed on its behalf by the undersigned thereunto duly authorized.

Dated: July 22, 2005

PARK PLACE SECURITIES, INC.

By:


Name: _____
Title: John P. Grazer
CFO

IN ACCORDANCE WITH RULE 202 OF REGULATION S-T, THIS EXHIBIT IS BEING FILED IN PAPER PURSUANT TO A CONTINUING HARDSHIP EXEMPTION.

EXHIBIT INDEX

<u>Exhibit No.</u>	<u>Description</u>	<u>Format</u>
99.3	Collateral Term Sheets	P*

* The Collateral Term Sheets have been filed on paper pursuant to a continuing hardship exemption from certain electronic requirements.

The information contained in the attached Computational Materials, Structural Term Sheet, or Collateral Term Sheet relating to the Series 2005-[WCW3] (the "Securities") to be issued by [Park Place Securities, Inc.] 2005-[WCW3] (the "Issuer") is referred to as the "Information." Barclays has not independently verified the Information and makes no representation as whether the Information is accurate, complete, or up-to-date. The Information contained herein is preliminary and is has been prepared solely for information purposes. Any such offer will only made, and the Information will be superseded in its entirety by, the applicable prospectus supplement and by any other information subsequently filed by the Issuer with the Securities and Exchange Commission ("SEC"), including, but not limited to, the description of the collateral pool contained in the prospectus supplement relating to the Securities. The Information addresses only certain aspects of the applicable Security's characteristics and thus does not provide a complete assessment. As such, the Information may not reflect the impact of all characteristics of the Securities. The Information may be based on certain assumptions about market conditions, structure, collateral, and other matters. The Information and the assumptions on which it is based are subject to change without notice. Assumptions may not prove to be as assumed and results may vary significantly depending on the assumptions made and the value of the inputs given and may be difficult for a third party to reproduce. No assurance is given that any indicated values, returns, performance or results will be achieved. Barclays and its affiliates and its and their respective officers, directors, partners and employees may from time to time or seek to act as manager, co-manager or underwriter of a public offering or otherwise deal in, hold or act or seek to act as market-makers or perform as advisors, brokers or commercial and/or investment bankers in relation to the Securities, related securities or related derivatives of the Issuer. Neither Barclays, nor any affiliate or any of its or their respective officers, directors, partners, or employees accepts any liability whatsoever for any direct or consequential loss arising from any use of the Information. Although a registration statement (including a prospectus) relating to the Securities discussed in this Information has been filed with the SEC and is effective, the final prospectus supplement relating to the Securities discussed in this communication has not been filed with the SEC. The Information shall not constitute an offer to sell or the solicitation of an offer to buy nor shall there be any other offer or sale of the Securities discussed in this communication in any state in which such offer, solicitation or sale would be unlawful prior to registration or qualification under the prospectus supplement relating to the Securities discussed in this Information. The Information shall not be deemed to provide investment, tax, or accounting advice, and nothing contained in the Information shall form the basis of or be relied upon in connection with any contract or commitment whatsoever. Any investment decision should be based solely on the data in the prospectus and the prospectus supplement ("Offering Documents") and the then current version of the Information. Offering Documents contain data that are current as of their publication dates and after publication may no longer be complete or current. A final prospectus and prospectus supplement may be obtained by contacting the Barclays Trading Desk at (212) 412-2663. This communication is being made available in the UK and Europe to persons who are investment professionals as that term is defined in Article 19 of the Financial Services and Markets Act 2000 (Financial Promotion Order) 2001. It is directed at persons who have professional experience in matters relating to investments. The investments to which it relates are available only to such persons and will be entered into only with such persons. Barclays Capital - the investment banking division of Barclays Bank PLC, authorised and regulated by the Financial Services Authority ('FSA') and member of the London Stock Exchange.

The information contained in the attached Computational Materials, Structural Term Sheet, or Collateral Term Sheet relating to the Series 2005-[WCW3] (the "Securities") to be issued by [Park Place Securities, Inc.] 2005-[WCW3] (the "Issuer") is referred to as the "Information." Barclays has not independently verified the Information and makes no representation as to whether the Information is accurate, complete, or up-to-date. The Information contained herein is preliminary and is has been prepared solely for information purposes. Any such offer will only made, and the Information will be superseded in its entirety by, the applicable prospectus supplement and by any other information subsequently filed by the Issuer with the Securities and Exchange Commission ("SEC"), including, but not limited to, the description of the collateral pool contained in the prospectus supplement relating to the Securities. The Information addresses only certain aspects of the applicable Security's characteristics and thus does not provide a complete assessment. As such, the Information may not reflect the impact of all characteristics of the Securities. The Information may be based on certain assumptions about market conditions, structure, collateral, and other matters. The Information and the assumptions on which it is based are subject to change without notice. Assumptions may not prove to be as assumed and results may vary significantly depending on the assumptions made and the value of the inputs given and may be difficult for a third party to reproduce. No assurance is given that any indicated values, returns, performance or results will be achieved. Barclays and its affiliates and its and their respective officers, directors, partners and employees may from time to time or seek to act as manager, co-manager or underwriter of a public offering or otherwise deal in, hold or act or seek to act as market-makers or perform as advisors, brokers or commercial and/or investment bankers in relation to the Securities, related securities or related derivatives of the Issuer. Neither Barclays, nor any affiliate or any of its or their respective officers, directors, partners, or employees accepts any liability whatsoever for any direct or consequential loss arising from any use of the Information. Although a registration statement (including a prospectus) relating to the Securities discussed in this Information has been filed with the SEC and is effective, the final prospectus supplement relating to the Securities discussed in this communication has not been filed with the SEC. The Information shall not constitute an offer to sell or the solicitation of an offer to buy nor shall there be any other offer or sale of the Securities discussed in this communication in any state in which such offer, solicitation or sale would be unlawful prior to registration or qualification under the prospectus supplement relating to the Securities discussed in this Information. The Information shall not be deemed to provide investment, tax, or accounting advice, and nothing contained in the Information shall form the basis of or be relied upon in connection with any contract or commitment whatsoever. Any investment decision should be based solely on the data in the prospectus and the prospectus supplement ("Offering Documents") and the then current version of the Information. Offering Documents contain data that are current as of their publication dates and after publication may no longer be complete or current. A final prospectus and prospectus supplement may be obtained by contacting the Barclays Trading Desk at (212) 412-2663. This communication is being made available in the UK and Europe to persons who are investment professionals as that term is defined in Article 19 of the Financial Services and Markets Act 2000 (Financial Promotion Order) 2001. It is directed at persons who have professional experience in matters relating to investments. The investments to which it relates are available only to such persons and will be entered into only with such persons. Barclays Capital - the investment banking division of Barclays Bank PLC, authorised and regulated by the Financial Services Authority ('FSA') and member of the London Stock Exchange.

B

Park Place Securities Asset-Backed Pass-Through Certificates Series 2005-WCW3
All records

1. Zip Codes

Zip Codes	Number of Mortgage Loans	Aggregate Cut-off Date Principal Balance	% of Mortgage Loan Pool by Aggregate Cut-off Date Principal Balance	Weighted Average Gross Interest Rate	Weighted Average Remaining Term (months)	Weighted Average Combined Original LTV	Weighted Average DTI	Weighted Average FICO
01089	1	179,836	0.01	6.450	359	80.00	40.00	628
01104	1	123,898	0.01	7.000	359	80.00	33.00	600
01106	1	149,882	0.01	7.200	359	34.88	26.00	547
01108	1	101,122	0.01	10.300	357	75.00	47.00	564
01129	1	129,885	0.01	6.600	359	77.84	49.00	584
01440	1	179,829	0.01	6.250	359	80.00	36.00	612
01450	1	357,244	0.02	5.700	358	80.00	46.00	692
01463	1	347,987	0.02	6.450	355	80.00	42.00	547
01475	1	171,775	0.01	6.850	359	80.00	46.00	654
01501	2	422,641	0.03	6.817	359	71.31	44.68	554
01507	1	224,000	0.01	6.600	360	80.00	34.00	771
01520	1	194,772	0.01	7.700	355	85.00	45.00	570
01524	1	279,772	0.02	7.030	359	80.00	44.00	654
01543	1	394,764	0.03	8.100	360	95.00	36.00	733
01545	1	314,795	0.02	8.150	359	90.00	26.00	582
01550	1	174,245	0.01	6.600	359	80.00	42.00	639
01566	1	74,961	0.00	9.250	359	100.00	43.00	698
01571	1	149,875	0.01	6.900	359	62.50	46.00	602
01602	1	221,405	0.01	6.650	359	80.00	50.00	668
01603	1	167,782	0.01	7.000	359	80.00	43.00	654
01604	2	455,367	0.03	5.779	359	80.00	42.21	653
01607	1	98,817	0.01	6.200	356	80.00	41.00	603
01701	2	591,203	0.04	6.961	359	85.55	32.22	610
01752	2	541,950	0.04	6.959	359	79.88	46.47	566
01772	1	239,791	0.02	6.700	359	63.49	43.00	590
01803	1	79,000	0.01	10.350	360	100.00	45.00	628
01826	1	259,824	0.02	7.950	359	80.00	30.00	633
01832	1	214,149	0.01	7.150	359	80.00	42.00	665
01835	1	215,826	0.01	7.100	359	80.00	50.00	656
01841	2	505,103	0.03	6.799	357	77.20	49.80	667
01851	1	124,704	0.01	7.312	359	80.00	44.00	601
01876	1	319,724	0.02	6.750	359	80.00	23.00	578
01902	2	368,927	0.02	6.672	359	78.17	37.30	615
01960	1	379,655	0.03	6.475	359	64.41	20.00	580
02026	2	444,978	0.03	6.796	359	73.10	37.73	685

02035	1	249,778	0.02	6.600	359	76.92	35.00	596
02043	1	299,759	0.02	7.100	359	64.52	50.00	665
02048	1	338,943	0.02	7.400	359	80.00	35.00	662
02119	1	85,000	0.01	9.250	360	100.00	44.00	711
02121	1	97,913	0.01	6.600	359	38.58	39.00	624
02124	2	658,330	0.04	5.913	359	77.36	45.09	635
02125	3	881,452	0.06	8.319	359	82.43	44.51	620
02126	1	150,432	0.01	9.300	359	95.00	50.00	582
02131	1	374,642	0.02	7.700	355	83.56	39.00	589
02145	1	547,758	0.04	7.450	357	90.00	48.00	634
02148	1	299,721	0.02	6.350	359	65.79	45.00	611
02149	6	1,686,273	0.11	6.470	359	77.98	37.14	618
02150	1	326,907	0.02	6.550	359	80.00	49.00	641
02151	1	367,666	0.02	6.475	359	80.00	50.00	626
02152	1	422,763	0.03	8.887	359	90.00	32.00	552
02155	1	293,734	0.02	6.500	359	70.00	51.00	557
02169	1	258,916	0.02	6.500	359	80.00	13.00	671
02301	6	1,385,820	0.09	7.494	358	82.82	42.28	644
02347	1	284,861	0.02	9.550	359	95.00	25.00	601
02356	1	289,733	0.02	6.400	359	52.73	54.00	568
02359	1	274,778	0.02	10.000	359	73.33	43.00	556
02360	1	237,809	0.02	7.100	359	80.00	46.00	629
02368	1	379,653	0.03	6.450	359	95.00	49.00	693
02452	1	459,430	0.03	6.450	359	85.00	48.00	584
02645	1	169,850	0.01	6.625	359	40.48	26.00	630
02649	1	211,806	0.01	6.450	359	58.89	52.00	588
02673	1	183,800	0.01	9.050	358	80.00	44.00	601
02703	2	458,875	0.03	7.761	359	80.00	41.12	658
02720	1	239,809	0.02	7.150	359	80.00	48.00	604
02740	1	199,819	0.01	6.500	359	61.54	19.00	581
02744	1	187,807	0.01	5.850	359	80.00	43.00	667
02745	1	206,813	0.01	6.500	359	69.00	50.00	597
02760	1	414,109	0.03	6.690	357	80.00	49.00	525
02770	1	343,704	0.02	6.750	359	80.00	42.00	643
02771	1	231,769	0.02	5.990	359	80.00	39.00	643
02780	1	375,468	0.03	7.450	359	90.00	29.00	684
02806	1	294,770	0.02	7.250	359	89.39	46.00	631
02813	1	129,897	0.01	7.150	359	74.29	49.00	607
02822	1	427,294	0.03	9.600	359	95.00	47.00	617
02832	1	160,000	0.01	8.700	360	80.00	38.00	666
02840	1	275,980	0.02	7.150	359	77.80	34.00	582
02842	1	226,820	0.02	7.175	359	87.31	47.00	653
02860	3	591,312	0.04	6.990	359	74.56	45.08	616
02861	1	191,843	0.01	7.000	359	79.34	39.00	534
02864	1	189,830	0.01	6.550	359	65.52	23.00	566
02865	1	699,529	0.05	7.990	359	71.79	32.00	551
02879	1	219,849	0.01	7.900	359	78.57	49.00	550
02889	2	539,570	0.04	7.147	359	73.26	35.76	661
02892	1	78,000	0.01	10.000	360	100.00	48.00	673
02893	1	139,915	0.01	8.500	359	65.42	48.00	518
02895	1	238,500	0.02	8.680	360	90.00	39.00	786

02904	2	347,758	0.02	7.825	359	80.44	36.49	578
02907	3	623,598	0.04	8.594	359	85.46	38.32	598
02908	1	190,288	0.01	8.650	359	89.81	42.00	593
02909	2	389,440	0.03	7.040	359	89.14	46.00	640
02916	1	61,966	0.00	9.000	359	26.96	32.00	502
02919	2	349,268	0.02	7.612	359	92.15	43.21	569
03031	1	399,637	0.03	6.475	359	64.52	37.00	552
03037	1	64,952	0.00	7.575	359	37.14	19.00	612
03038	2	457,650	0.03	7.506	359	76.05	43.25	636
03045	1	119,916	0.01	7.762	359	80.00	48.00	693
03051	1	259,718	0.02	7.275	359	80.00	34.00	637
03062	1	243,788	0.02	6.700	359	80.00	49.00	693
03076	1	328,302	0.02	8.520	359	90.00	49.00	500
03103	2	383,692	0.03	7.042	359	80.31	38.61	621
03217	1	106,093	0.01	7.550	358	85.00	33.00	508
03225	1	131,897	0.01	7.250	359	77.65	33.00	553
03819	1	236,478	0.02	6.300	359	90.00	39.00	645
03872	1	128,883	0.01	6.500	359	71.27	19.00	606
03886	1	134,872	0.01	6.250	359	42.19	47.00	584
03894	2	300,626	0.02	8.742	359	80.00	46.00	531
04027	1	108,895	0.01	6.150	359	62.29	34.00	588
04042	1	171,808	0.01	5.400	359	80.00	36.00	626
04064	1	89,943	0.01	8.250	359	63.38	54.00	549
04073	1	171,845	0.01	6.500	359	80.00	49.00	660
04079	1	186,817	0.01	6.100	359	82.38	47.00	678
04210	1	108,000	0.01	7.700	360	80.00	30.00	743
04239	1	311,771	0.02	7.550	359	80.00	41.00	569
04240	1	145,679	0.01	6.950	359	90.00	12.00	686
04260	1	174,248	0.01	6.675	359	80.00	32.00	657
04401	1	136,897	0.01	7.450	359	74.05	45.00	614
04640	1	113,442	0.01	7.838	358	80.00	19.00	611
04901	1	157,137	0.01	7.650	359	85.00	26.00	587
05446	1	315,182	0.02	7.850	359	95.00	22.00	707
05491	1	142,894	0.01	7.500	359	77.30	48.00	603
05765	1	115,137	0.01	9.000	359	90.00	31.00	553
05777	1	124,835	0.01	8.100	358	79.11	37.00	635
06002	2	233,450	0.02	8.873	360	86.16	46.54	618
06010	2	283,776	0.02	7.209	359	77.86	36.90	633
06037	1	199,073	0.01	8.250	359	80.00	46.00	527
06040	1	175,437	0.01	10.950	359	90.00	41.00	555
06051	1	107,911	0.01	6.950	359	80.00	43.00	624
06057	1	419,669	0.03	7.200	359	80.00	49.00	644
06066	1	69,938	0.00	6.600	359	70.00	52.00	557
06067	1	175,863	0.01	7.250	359	80.00	45.00	503
06082	1	142,375	0.01	6.650	359	75.00	31.00	509
06096	1	64,968	0.00	9.500	359	41.94	49.00	542
06106	1	116,783	0.01	7.300	239	60.00	51.00	568
06108	1	159,199	0.01	8.300	359	90.00	45.00	551
06112	1	136,911	0.01	8.100	359	80.00	48.00	613
06320	1	242,891	0.02	9.950	359	90.00	46.00	577
06355	1	249,844	0.02	8.350	359	73.53	51.00	540

06359	1	149,858	0.01	6.275	359	69.77	18.00	633
06360	1	155,907	0.01	8.600	359	80.00	40.00	619
06385	1	209,823	0.01	6.850	359	72.29	44.00	606
06419	1	239,865	0.02	8.850	359	75.00	29.00	546
06441	1	157,832	0.01	8.000	359	67.81	33.00	529
06451	1	151,909	0.01	8.550	359	80.00	22.00	557
06460	2	315,801	0.02	6.597	359	66.42	41.79	668
06480	1	184,875	0.01	7.950	359	92.50	42.00	620
06484	1	239,804	0.02	7.025	359	68.57	52.00	504
06489	2	354,627	0.02	6.963	359	67.10	45.40	622
06511	3	566,798	0.04	7.308	359	80.36	17.55	660
06512	1	199,583	0.01	6.900	359	85.00	47.00	626
06513	2	262,449	0.02	8.805	359	82.91	37.01	567
06514	4	779,978	0.05	7.532	359	75.94	30.13	597
06515	1	286,769	0.02	7.100	359	78.63	33.00	619
06604	2	410,122	0.03	7.698	360	88.93	31.54	736
06605	3	511,446	0.03	8.717	359	87.41	42.30	621
06606	2	390,750	0.03	7.562	359	86.75	46.38	629
06610	2	371,708	0.02	6.459	359	84.94	46.35	614
06614	1	318,918	0.02	8.650	359	95.00	45.00	608
06615	4	678,155	0.05	8.255	359	72.71	39.99	572
06704	1	191,101	0.01	7.250	359	85.00	37.00	547
06706	1	112,429	0.01	8.300	359	90.00	27.00	543
06710	1	124,800	0.01	8.900	360	80.00	47.00	714
06716	1	223,878	0.01	6.800	355	90.00	19.00	566
06770	1	156,871	0.01	7.000	359	76.59	28.00	573
06779	1	204,191	0.01	9.100	359	90.00	38.00	597
06786	1	148,418	0.01	8.950	359	90.00	37.00	574
06787	1	219,805	0.01	6.600	359	84.62	36.00	637
06790	1	89,584	0.01	7.550	359	55.00	21.00	533
06791	1	174,862	0.01	7.200	359	64.34	55.00	675
06801	1	399,077	0.03	7.350	357	80.00	49.00	536
06804	1	412,629	0.03	9.450	357	95.00	44.00	603
06810	2	405,221	0.03	7.886	359	79.51	30.82	660
06811	1	547,439	0.04	6.650	359	80.00	27.00	614
06850	1	199,842	0.01	7.200	359	49.38	17.00	555
06854	1	373,787	0.02	8.800	359	85.00	27.00	606
06902	1	480,057	0.03	7.500	356	90.00	25.00	596
06903	1	441,762	0.03	9.075	359	65.00	31.00	553
06906	1	436,214	0.03	8.125	359	90.00	50.00	640
07001	1	185,817	0.01	6.050	359	74.40	52.00	671
07002	1	323,714	0.02	6.625	359	80.00	44.00	603
07008	1	211,847	0.01	7.650	359	80.00	39.00	660
07011	2	663,797	0.04	7.648	360	83.14	38.65	711
07017	2	433,652	0.03	7.194	359	87.75	35.75	610
07018	2	360,242	0.02	7.842	359	82.95	37.16	659
07022	1	403,008	0.03	8.650	359	90.00	50.00	680
07029	1	189,693	0.01	8.400	239	53.52	34.00	501
07031	1	257,231	0.02	8.100	359	90.00	22.00	605
07033	1	315,707	0.02	6.375	359	80.00	37.00	575
07036	2	541,668	0.04	8.510	359	85.65	41.35	583

07039	1	346,296	0.02	8,650	359	90.00	23.00	723
07045	1	411,672	0.03	7,150	359	80.00	37.00	687
07047	2	690,095	0.05	6,250	359	82.31	45.85	629
07050	4	745,449	0.05	7,169	359	83.47	40.41	656
07052	4	1,124,124	0.07	7,352	359	79.54	47.38	614
07055	2	631,415	0.04	8,076	359	80.89	46.00	608
07060	6	1,241,824	0.08	7,685	359	85.56	39.15	629
07063	1	199,828	0.01	6,750	359	76.92	48.00	598
07064	1	271,742	0.02	6,250	359	80.00	48.00	643
07079	1	413,719	0.03	7,950	359	90.00	36.00	655
07080	1	295,318	0.02	8,800	356	80.00	32.00	517
07083	4	1,011,317	0.07	8,062	359	70.46	50.16	535
07087	2	628,493	0.04	7,085	359	78.65	24.39	649
07103	1	169,899	0.01	8,600	359	85.00	36.00	609
07104	3	797,682	0.05	8,178	359	79.41	42.35	564
07105	1	515,393	0.03	6,600	359	95.00	25.00	667
07107	3	832,841	0.06	7,311	359	80.64	41.08	598
07108	1	160,906	0.01	8,700	359	78.54	48.00	553
07109	2	402,006	0.03	6,964	358	73.90	37.61	574
07110	1	418,252	0.03	8,600	359	90.00	27.00	570
07111	4	669,965	0.04	7,675	359	81.04	34.12	590
07112	1	121,916	0.01	7,850	359	73.94	32.00	630
07201	1	206,815	0.01	6,550	359	66.13	18.00	601
07202	1	254,836	0.02	8,200	359	60.00	47.00	568
07203	3	703,991	0.05	7,780	359	82.33	22.73	624
07205	1	227,821	0.02	7,225	359	80.00	21.00	577
07206	1	359,278	0.02	8,050	357	80.00	30.00	536
07304	2	417,664	0.03	7,159	359	67.67	33.64	524
07305	6	1,833,155	0.12	7,702	359	83.33	37.93	646
07306	2	422,217	0.03	8,148	359	81.32	26.52	627
07307	2	626,717	0.04	7,944	359	93.39	26.43	693
07403	1	269,731	0.02	5,990	359	75.00	50.00	634
07407	2	620,502	0.04	7,120	359	73.84	47.97	577
07424	1	309,716	0.02	6,425	359	72.94	33.00	589
07435	1	619,558	0.04	7,700	359	67.03	55.00	636
07439	1	199,808	0.01	6,200	359	80.00	23.00	640
07461	1	231,802	0.02	6,800	359	80.00	44.00	524
07501	3	636,703	0.04	7,304	359	82.61	39.13	604
07503	1	284,596	0.02	7,750	358	79.17	41.00	547
07506	1	357,670	0.02	6,400	359	76.99	34.00	561
07508	1	256,885	0.02	9,000	357	90.00	50.00	513
07514	1	314,760	0.02	7,375	359	90.00	50.00	674
07601	2	484,672	0.03	7,970	359	75.79	47.89	589
07603	1	322,753	0.02	7,350	359	95.00	43.00	750
07605	1	379,709	0.03	7,350	359	78.35	48.00	540
07607	1	387,567	0.03	5,400	359	80.00	49.00	768
07621	1	341,795	0.02	8,550	359	95.00	45.00	662
07631	1	476,685	0.03	8,075	359	90.00	9.00	571
07657	1	431,224	0.03	6,550	358	90.00	43.00	687
07660	1	336,658	0.02	5,900	359	84.25	49.00	638
07662	1	336,723	0.02	6,990	359	74.89	41.00	588

07675	1	414,610	0.03	6,300	359	66.94	51.00	588
07712	2	540,746	0.04	6,349	359	76.53	34.97	643
07716	1	259,783	0.02	6,900	359	74.29	50.00	609
07726	1	460,222	0.03	8,350	358	90.00	18.00	557
07731	2	515,272	0.03	6,390	359	70.90	47.45	618
07733	2	894,759	0.06	7,191	358	76.70	35.45	540
07735	1	172,371	0.01	7,450	359	75.00	54.00	538
07740	1	264,446	0.02	8,700	359	90.00	13.00	546
07753	2	483,612	0.03	7,114	359	80.00	21.84	588
07758	2	551,515	0.04	6,650	359	70.60	38.81	572
07801	1	289,484	0.02	6,600	358	82.86	42.00	736
07823	1	329,783	0.02	8,100	359	75.00	5.00	563
07843	1	159,887	0.01	7,725	359	80.00	34.00	581
07860	1	144,372	0.01	6,600	359	67.21	50.00	556
07863	2	634,136	0.04	8,886	359	90.27	44.64	613
07874	1	249,763	0.02	6,250	359	66.67	20.00	568
07920	1	429,734	0.03	8,400	359	71.67	54.00	507
07950	1	238,973	0.02	6,250	359	80.00	40.00	734
07960	2	1,014,154	0.07	6,966	359	91.05	46.21	619
08002	2	382,607	0.03	7,015	359	75.34	51.24	594
08003	1	284,775	0.02	7,200	359	77.66	49.00	643
08005	3	757,073	0.05	7,749	359	81.45	36.40	613
08012	2	304,162	0.02	7,261	359	84.81	37.96	624
08021	1	166,399	0.01	8,475	359	90.00	38.00	603
08031	1	155,895	0.01	7,990	359	80.00	50.00	586
08034	1	99,687	0.01	6,600	359	61.73	49.00	600
08046	3	404,051	0.03	6,780	359	80.26	35.68	680
08048	1	156,903	0.01	8,400	359	80.51	26.00	552
08050	2	590,618	0.04	8,287	359	79.90	37.62	589
08053	2	326,645	0.02	6,632	358	83.35	33.70	617
08054	1	188,068	0.01	6,150	359	75.00	31.00	587
08057	2	756,244	0.05	8,088	359	86.55	41.24	565
08065	1	64,902	0.00	7,450	358	43.33	27.00	623
08069	2	248,517	0.02	7,241	358	80.00	33.36	563
08070	1	152,914	0.01	8,850	359	90.00	50.00	568
08078	1	169,879	0.01	7,700	359	78.70	46.00	533
08080	2	345,738	0.02	7,419	359	78.65	42.97	521
08081	3	614,418	0.04	8,904	359	82.54	37.40	543
08087	2	390,116	0.03	7,653	359	82.61	47.53	591
08094	1	119,934	0.01	8,950	359	75.00	24.00	516
08096	1	114,940	0.01	9,200	359	54.76	34.00	550
08104	1	60,000	0.00	7,650	360	80.00	41.00	732
08110	2	239,168	0.02	7,388	359	82.89	24.11	620
08203	1	344,488	0.02	6,500	359	80.00	44.00	685
08215	2	326,140	0.02	8,167	358	86.55	17.87	560
08225	1	204,820	0.01	6,650	359	69.49	53.00	587
08232	1	189,862	0.01	7,600	359	79.83	50.00	610
08234	3	656,481	0.04	8,165	359	80.36	49.84	606
08260	1	174,846	0.01	6,650	359	70.00	55.00	590
08270	1	191,818	0.01	6,250	359	83.48	45.00	631
08312	1	131,680	0.01	9,100	359	85.00	28.00	558

08332	1	62,951	0.00	7,250	359	90.00	43.00	636
08346	1	139,425	0.01	9,100	359	75.00	46.00	506
08360	1	118,687	0.01	9,150	359	95.00	36.00	651
08401	3	548,103	0.04	7,219	357	86.86	33.88	604
08406	1	335,441	0.02	7,300	359	90.00	39.00	653
08527	1	259,818	0.02	7,800	359	74.82	9.00	744
08609	1	159,700	0.01	8,500	357	80.00	45.00	553
08611	1	71,203	0.00	8,050	359	75.00	31.00	539
08618	1	111,897	0.01	6,400	359	79.43	30.00	547
08619	1	378,604	0.03	5,750	359	83.30	31.00	651
08628	1	209,844	0.01	7,500	359	48.95	52.00	542
08629	2	277,223	0.02	7,852	359	82.72	11.04	615
08638	2	390,328	0.03	8,802	359	86.27	28.51	559
08701	6	1,537,623	0.10	7,248	359	78.16	21.05	658
08724	2	347,708	0.02	6,880	359	75.58	36.92	600
08731	2	340,718	0.02	7,029	359	71.87	36.03	520
08753	1	499,665	0.03	8,000	359	89.29	34.00	689
08755	1	198,084	0.01	6,900	359	65.00	47.00	615
08757	1	129,921	0.01	8,500	359	63.11	41.00	500
08801	1	194,863	0.01	7,775	359	72.22	30.00	540
08807	1	377,986	0.03	7,800	359	85.00	47.00	593
08817	3	707,862	0.05	8,036	359	85.49	33.83	618
08822	1	367,319	0.02	9,500	359	70.00	42.00	537
08828	1	159,681	0.01	6,700	239	64.00	19.00	581
08829	1	198,636	0.01	8,750	359	75.00	46.00	542
08831	1	183,820	0.01	6,100	359	61.33	42.00	621
08844	1	61,000	0.00	10,350	360	100.00	50.00	625
08846	1	342,910	0.02	8,350	355	80.00	48.00	573
08854	1	241,794	0.02	6,800	359	78.32	36.00	628
08857	2	579,509	0.04	6,300	358	76.41	43.88	573
08861	4	991,464	0.07	6,640	359	81.56	39.36	646
08865	2	452,692	0.03	7,939	359	83.50	34.99	690
08873	4	943,330	0.06	7,765	358	76.82	43.52	576
08886	1	198,236	0.01	6,950	359	80.00	32.00	622
08901	2	404,446	0.03	8,648	358	90.00	40.47	582
10017	1	499,512	0.03	6,125	359	57.14	45.00	609
10027	1	549,596	0.04	7,550	359	44.00	13.00	516
10302	2	393,636	0.03	6,624	359	77.19	50.12	587
10303	3	759,390	0.05	7,108	359	80.00	44.61	550
10304	2	311,565	0.02	7,150	360	84.23	41.42	773
10306	1	251,077	0.02	7,875	359	75.00	25.00	671
10309	1	272,813	0.02	7,900	359	73.78	43.00	515
10310	1	223,143	0.01	6,250	356	80.00	41.00	516
10312	2	439,449	0.03	7,257	358	80.00	37.39	631
10452	1	226,055	0.02	6,740	359	83.80	33.00	602
10453	2	729,171	0.05	7,898	359	85.46	42.58	579
10456	1	343,698	0.02	6,650	359	80.00	49.00	649
10460	3	828,300	0.06	7,120	358	77.42	40.17	669
10463	3	758,031	0.05	8,503	309	85.27	29.49	601
10465	2	485,450	0.03	7,806	360	87.79	13.32	777
10466	1	275,767	0.02	6,850	359	80.00	39.00	658

10468	1	372,000	0.02	6,975	360	80.00	36.00	772
10469	1	329,753	0.02	7,450	359	76.74	27.00	688
10472	3	751,776	0.05	7,325	358	65.38	38.53	635
10473	3	779,944	0.05	7,683	358	75.47	46.83	568
10474	1	303,426	0.02	6,725	359	80.00	46.00	683
10509	2	755,307	0.05	6,436	359	57.66	25.86	638
10514	1	497,352	0.03	6,000	356	80.00	14.00	625
10533	1	499,523	0.03	6,237	359	56.82	16.00	644
10536	1	439,582	0.03	7,325	359	80.00	34.00	757
10543	1	329,774	0.02	7,900	359	66.67	45.00	547
10548	1	440,582	0.03	6,250	359	90.00	33.00	738
10550	1	390,647	0.03	6,500	359	85.00	49.00	697
10552	3	1,592,830	0.11	7,602	359	75.62	39.61	596
10553	3	944,596	0.06	7,116	358	74.67	45.29	602
10562	1	93,000	0.01	10,550	360	100.00	43.00	620
10566	2	654,682	0.04	7,383	360	84.14	40.07	728
10589	1	406,632	0.03	6,500	359	61.67	47.00	557
10591	1	130,000	0.01	10,300	360	100.00	32.00	637
10594	1	331,836	0.02	6,000	358	70.00	21.00	544
10603	1	369,631	0.02	5,990	359	74.00	46.00	540
10604	1	418,219	0.03	8,000	359	90.00	25.00	654
10606	1	437,083	0.03	7,840	357	73.00	48.00	555
10701	4	1,621,600	0.11	7,133	359	85.13	42.39	618
10703	1	449,635	0.03	7,050	359	71.43	44.00	685
10705	2	525,442	0.04	8,207	359	78.43	46.63	650
10709	1	599,150	0.04	7,750	358	75.00	36.00	513
10925	1	153,000	0.01	7,950	360	90.00	47.00	773
10941	1	127,427	0.01	8,800	359	75.00	39.00	502
10950	1	269,739	0.02	6,150	359	72.97	49.00	593
10956	1	374,634	0.02	6,100	359	62.50	26.00	541
10970	1	562,078	0.04	7,450	359	90.00	35.00	643
10976	1	293,403	0.02	9,400	359	95.00	45.00	614
10977	2	351,761	0.02	8,007	359	68.26	51.27	540
10980	1	537,049	0.04	5,850	359	64.00	30.00	588
10990	1	223,377	0.01	6,400	357	80.00	27.00	506
10998	1	171,817	0.01	5,650	359	80.00	41.00	605
11001	2	767,406	0.05	7,334	359	78.91	38.66	609
11003	3	801,045	0.05	7,679	358	75.55	45.79	565
11010	1	356,677	0.02	6,500	359	71.40	45.00	572
11050	1	384,726	0.03	7,700	359	66.96	29.00	685
11102	1	299,718	0.02	6,300	359	52.63	20.00	712
11201	1	260,586	0.02	7,000	359	80.00	38.00	630
11203	4	1,439,809	0.10	7,724	359	83.95	37.65	646
11207	4	1,514,379	0.10	7,598	359	84.23	46.62	673
11208	6	1,978,072	0.13	6,949	358	80.36	33.76	663
11210	2	594,203	0.04	7,462	358	76.90	46.97	555
11212	3	782,398	0.05	7,342	359	63.16	40.27	546
11213	2	683,416	0.05	6,796	359	64.25	28.13	544
11220	1	258,812	0.02	7,600	359	32.38	45.00	615
11221	2	882,844	0.06	7,498	359	85.25	29.66	621
11225	1	381,315	0.03	7,475	359	90.00	31.00	671

11226	2	673,929	0.04	6.882	359	82.84	44.96	625
11229	1	423,613	0.03	6.450	359	80.00	40.00	696
11233	1	483,325	0.03	6.650	359	75.00	42.00	683
11234	6	1,488,036	0.10	7.090	358	68.84	41.69	588
11236	6	2,255,338	0.15	6.810	359	77.17	36.24	593
11237	1	342,782	0.02	6.650	356	77.30	43.00	581
11355	1	440,703	0.03	7.975	359	90.00	44.00	601
11357	1	520,436	0.03	7.500	356	90.00	43.00	572
11367	1	363,664	0.02	6.388	359	65.00	42.00	630
11368	1	521,500	0.03	6.200	359	71.02	29.00	622
11372	1	599,061	0.04	7.250	358	80.00	42.00	597
11373	2	855,095	0.06	7.853	358	80.00	49.00	617
11375	1	407,609	0.03	6.200	359	80.00	49.00	726
11379	1	479,545	0.03	6.250	359	80.00	43.00	572
11385	1	483,595	0.03	6.900	359	80.00	43.00	578
11411	3	824,231	0.05	6.409	359	72.42	40.18	539
11412	5	1,453,868	0.10	6.328	330	74.70	42.92	623
11416	1	239,761	0.02	6.000	359	64.86	49.00	607
11420	7	2,461,486	0.16	7.112	359	80.01	41.51	646
11421	3	1,002,379	0.07	7.129	358	80.00	35.56	623
11422	4	1,613,550	0.11	7.007	359	83.25	47.99	616
11428	1	84,460	0.01	9.900	360	100.00	46.00	672
11429	1	278,789	0.02	7.400	359	68.05	43.00	579
11433	4	1,129,187	0.08	7.612	359	87.81	39.92	660
11434	7	2,022,187	0.13	7.357	359	74.67	39.64	585
11436	3	796,704	0.05	8.280	358	82.94	38.92	672
11510	1	271,821	0.02	8.100	359	76.62	38.00	542
11518	1	365,173	0.02	6.550	359	66.45	47.00	777
11520	4	1,367,574	0.09	6.925	359	78.89	49.30	658
11542	3	959,307	0.06	7.691	359	68.09	48.53	564
11545	1	371,566	0.02	7.450	177	48.70	9.00	501
11550	1	234,331	0.02	7.650	359	70.00	42.00	573
11552	3	931,610	0.06	7.765	358	76.79	44.17	525
11553	3	772,402	0.05	7.629	359	89.76	44.22	667
11554	2	592,955	0.04	6.634	359	80.00	29.88	732
11558	1	209,839	0.01	7.350	359	53.16	50.00	617
11561	1	299,807	0.02	8.200	359	41.67	37.00	535
11563	2	633,943	0.04	8.189	359	81.92	46.13	620
11566	1	314,770	0.02	7.575	359	90.00	3.00	643
11575	2	541,712	0.04	6.524	358	71.14	35.33	566
11579	1	422,251	0.03	6.275	359	79.00	50.00	577
11580	2	734,768	0.05	6.006	359	76.65	43.56	688
11581	1	307,219	0.02	6.450	359	75.00	49.00	564
11590	3	878,165	0.06	6.830	359	74.25	48.65	634
11596	1	354,729	0.02	7.350	359	89.87	22.00	658
11691	2	458,640	0.03	7.641	289	64.15	38.40	623
11693	1	309,706	0.02	6.250	359	84.93	33.00	631
11694	1	270,823	0.02	5.600	356	82.42	49.00	622
11701	3	958,515	0.06	6.265	359	78.99	50.18	576
11703	1	359,360	0.02	6.600	358	75.00	52.00	509
11704	2	649,535	0.04	7.731	359	77.28	48.69	580

11706		5	1,234,759	0.08	7.181	359	78.68	31.96	627
11717		5	1,428,228	0.10	7.876	359	84.59	44.19	619
11720		5	1,180,235	0.08	7.407	327	75.98	43.41	589
11721		1	473,035	0.03	6.650	359	69.34	36.00	532
11722		4	1,117,899	0.07	7.835	359	87.01	40.23	617
11726		1	284,747	0.02	6.600	359	82.61	33.00	635
11727		2	503,562	0.03	6.707	359	68.87	43.63	601
11729		1	269,843	0.02	8.700	359	90.00	38.00	681
11730		1	297,339	0.02	6.650	359	80.00	47.00	621
11731		1	278,722	0.02	6.000	359	67.23	40.00	555
11735		2	610,613	0.04	5.763	359	68.74	52.42	630
11740		1	332,211	0.02	6.700	359	70.00	49.00	584
11742		1	313,339	0.02	9.300	359	75.00	48.00	544
11743		1	574,417	0.04	5.900	359	83.94	18.00	666
11746		1	384,650	0.03	6.475	359	71.96	45.00	682
11756		3	991,528	0.07	7.691	358	82.77	46.65	590
11757		2	250,849	0.02	7.492	359	72.36	25.79	606
11758		1	494,471	0.03	5.625	359	63.46	24.00	663
11763		2	440,630	0.03	6.885	359	68.06	47.87	626
11767		1	287,809	0.02	8.050	359	90.00	21.00	697
11771		1	384,512	0.03	8.400	359	95.00	50.00	677
11772		4	1,239,983	0.08	6.863	359	83.96	40.74	617
11776		1	309,171	0.02	6.600	357	79.49	48.00	556
11779		3	803,799	0.05	6.362	358	79.04	39.77	586
11783		1	314,801	0.02	8.300	359	90.00	40.00	726
11784		1	241,796	0.02	6.850	359	80.00	43.00	668
11787		1	399,624	0.03	6.300	359	67.45	43.00	706
11789		1	199,915	0.01	8.950	359	90.00	45.00	583
11791		1	314,677	0.02	5.850	359	56.76	38.00	652
11793		1	337,218	0.02	6.900	359	75.00	40.00	582
11798		2	472,129	0.03	7.224	359	77.54	41.56	610
11801		2	802,867	0.05	7.400	359	85.32	34.74	648
11803		3	1,372,876	0.09	6.832	309	76.44	40.48	587
11901		1	89,870	0.01	9.300	239	31.58	40.00	558
11940		1	266,226	0.02	5.825	359	49.81	31.00	613
11942		1	103,700	0.01	9.200	360	100.00	46.00	721
11950		2	365,623	0.02	8.180	358	80.12	37.84	653
11951		1	151,896	0.01	7.900	359	61.29	54.00	536
11961		1	379,561	0.03	8.750	358	95.00	42.00	586
11963		1	297,728	0.02	6.450	359	35.06	48.00	561
11967		2	559,956	0.04	8.480	359	85.55	36.39	571
11972		2	494,053	0.03	7.794	359	58.08	41.60	613
11978		1	444,522	0.03	5.600	359	53.94	55.00	627
11980		1	363,334	0.02	6.550	359	80.00	48.00	621
12020		1	259,054	0.02	7.400	359	85.00	47.00	627
12065		1	189,781	0.01	8.348	359	90.00	46.00	613
12182		1	87,902	0.01	8.950	358	80.00	40.00	522
12202		1	80,706	0.01	9.050	359	85.00	30.00	635
12203		1	175,388	0.01	8.250	359	90.00	40.00	512
12205		1	111,113	0.01	7.250	359	80.00	46.00	602
12308		1	112,107	0.01	6.950	359	77.38	43.00	575

12401	1	72,693	0.00	7,250	359	58.20	35.00	501
12414	1	89,949	0.01	8,812	359	90.00	19.00	606
12477	1	114,874	0.01	5,500	359	46.94	48.00	612
12543	1	132,618	0.01	6,000	359	77.63	38.00	661
12550	5	1,295,335	0.09	7,888	359	80.14	36.04	612
12553	1	285,043	0.02	8,950	359	92.00	50.00	559
12563	1	189,833	0.01	6,650	359	48.10	30.00	558
12564	1	273,228	0.02	6,400	359	80.00	46.00	681
12586	3	566,776	0.04	6,937	359	82.52	31.40	628
12590	1	227,792	0.02	6,450	359	80.00	47.00	653
12601	2	435,031	0.03	6,583	358	80.00	47.00	623
12721	1	139,858	0.01	5,900	359	71.79	35.00	619
12726	1	107,916	0.01	7,250	359	80.00	49.00	660
12759	2	316,032	0.02	9,167	359	85.98	43.16	603
12771	1	319,820	0.02	8,850	359	76.19	48.00	563
12814	1	159,605	0.01	7,850	357	80.00	45.00	509
12839	1	96,666	0.01	7,850	358	80.00	46.00	536
13204	1	66,746	0.00	9,300	359	90.00	46.00	531
13734	1	143,933	0.01	9,750	359	80.00	40.00	532
13905	1	90,917	0.01	6,450	359	70.00	46.00	649
14004	1	167,630	0.01	10,250	359	65.00	42.00	536
14120	1	77,944	0.01	7,650	359	86.67	49.00	631
14580	2	259,116	0.02	8,170	359	88.88	33.79	677
14612	1	215,846	0.01	7,700	359	91.91	41.00	636
14616	2	134,034	0.01	8,980	358	84.93	28.93	561
14623	1	112,416	0.01	7,450	359	83.33	43.00	590
14625	1	131,166	0.01	8,250	359	75.00	49.00	538
14904	1	67,088	0.00	6,400	359	85.00	44.00	645
15005	1	135,753	0.01	6,500	358	80.00	49.00	579
15017	1	118,847	0.01	7,800	359	85.00	47.00	521
15037	1	122,016	0.01	9,550	359	95.00	35.00	586
15042	1	65,763	0.00	8,800	359	64.51	13.00	545
15085	1	153,628	0.01	7,150	359	75.00	18.00	561
15106	1	86,500	0.01	11,175	360	89.18	50.00	527
15108	2	187,475	0.01	8,074	359	92.25	28.91	667
15122	1	80,955	0.01	8,900	359	90.00	32.00	551
15129	1	110,929	0.01	8,250	359	75.00	35.00	514
15131	1	67,461	0.00	8,738	359	75.00	52.00	540
15136	1	74,320	0.00	7,550	359	85.00	44.00	521
15147	1	90,944	0.01	8,400	359	79.13	49.00	512
15201	1	61,166	0.00	8,850	359	85.00	19.00	548
15210	1	71,806	0.00	8,800	179	80.00	37.00	629
15216	1	70,361	0.00	8,875	359	80.00	48.00	506
15235	1	66,705	0.00	7,990	359	75.00	40.00	525
15236	1	73,758	0.00	8,800	359	90.00	23.00	552
15317	1	79,912	0.01	5,500	359	34.78	31.00	630
15401	1	71,211	0.00	9,050	359	95.00	41.00	600
15537	1	64,356	0.00	7,937	359	70.00	18.00	576
15601	1	244,477	0.02	8,500	359	95.00	28.00	696
15623	1	116,547	0.01	7,350	355	90.00	33.00	661
15642	1	134,898	0.01	7,400	359	90.00	50.00	656

15927	1	59,975	0.00	10,250	359	78.95	34.00	559
16001	1	107,935	0.01	8,550	359	90.00	47.00	579
16105	1	78,696	0.01	7,850	359	75.00	45.00	574
16125	1	258,803	0.02	7,387	359	84.96	50.00	631
16323	1	63,972	0.00	10,100	359	80.00	46.00	504
16441	1	199,872	0.01	8,250	359	80.00	44.00	620
16502	1	80,705	0.01	8,950	359	95.00	44.00	605
16835	1	68,198	0.00	7,350	359	65.00	12.00	560
17011	1	71,876	0.00	8,500	359	80.00	45.00	567
17057	1	87,239	0.01	7,800	359	90.00	50.00	548
17059	1	92,646	0.01	8,700	359	88.29	44.00	541
17060	1	110,593	0.01	8,550	354	84.73	50.00	503
17084	1	122,830	0.01	6,100	179	85.00	25.00	689
17201	1	113,323	0.01	7,950	359	90.00	39.00	564
17314	1	111,665	0.01	7,600	179	58.95	53.00	543
17321	2	328,759	0.02	7,450	319	63.78	40.01	585
17324	1	103,440	0.01	8,700	359	90.00	37.00	504
17331	3	401,274	0.03	7,876	359	79.86	42.12	549
17404	1	155,311	0.01	8,012	358	90.00	35.00	530
17502	1	118,495	0.01	6,600	359	73.21	37.00	587
17543	1	155,881	0.01	7,350	359	80.00	41.00	547
17961	1	251,854	0.02	8,700	359	90.00	46.00	557
18015	1	248,815	0.02	7,500	359	75.00	50.00	519
18042	3	289,736	0.02	8,879	319	88.04	39.64	619
18058	1	73,551	0.00	8,000	359	80.00	20.00	604
18062	1	275,843	0.02	8,800	359	80.00	35.00	503
18103	1	93,086	0.01	7,850	359	90.00	15.00	729
18104	2	367,636	0.02	7,695	359	87.72	37.83	632
18301	2	177,870	0.01	8,204	358	70.45	51.19	549
18325	1	89,923	0.01	6,800	359	72.58	37.00	595
18328	3	335,631	0.02	7,611	359	81.48	30.93	611
18336	1	179,886	0.01	8,300	359	90.00	38.00	572
18346	1	71,877	0.00	7,300	358	90.00	38.00	616
18347	1	119,761	0.01	7,500	359	85.00	45.00	655
18353	1	79,940	0.01	7,450	359	49.69	47.00	540
18360	2	307,266	0.02	7,563	359	82.32	24.02	650
18407	1	74,044	0.00	7,400	359	65.00	45.00	576
18411	1	148,421	0.01	9,150	359	89.73	29.00	586
18466	1	91,875	0.01	7,950	358	80.00	38.00	561
18510	1	139,919	0.01	8,750	359	80.00	17.00	633
18517	1	220,841	0.01	7,650	359	88.76	46.00	539
18704	1	125,234	0.01	6,150	357	80.00	43.00	530
18708	1	111,910	0.01	7,100	359	50.91	43.00	575
18974	1	279,763	0.02	8,500	358	91.85	48.00	638
18976	1	236,138	0.02	7,895	359	85.00	45.00	527
19004	1	219,819	0.01	6,990	359	65.67	52.00	582
19008	1	169,894	0.01	8,375	359	72.34	16.00	575
19010	1	161,415	0.01	9,200	359	95.00	49.00	633
19012	1	199,866	0.01	7,990	359	80.00	12.00	517
19015	2	172,121	0.01	7,492	359	63.30	35.81	596
19033	1	135,290	0.01	8,300	359	95.00	43.00	582

19038	1	182,579	0.01	6.325	359	85.00	50.00	655
19044	1	199,545	0.01	5.850	359	84.82	31.00	655
19050	1	146,275	0.01	6.800	359	80.00	40.00	603
19053	1	134,793	0.01	7.150	359	67.48	39.00	557
19055	2	350,642	0.02	8.141	359	84.87	34.61	549
19057	1	156,683	0.01	7.490	359	71.11	20.00	516
19061	1	163,169	0.01	6.800	355	84.97	39.00	592
19064	2	349,772	0.02	8.154	359	68.51	42.36	553
19075	1	169,852	0.01	6.700	359	54.84	45.00	609
19082	2	187,429	0.01	8.221	359	92.91	21.12	607
19083	1	210,351	0.01	7.745	359	74.91	33.00	574
19096	1	589,116	0.04	8.150	359	90.00	46.00	551
19104	1	239,825	0.02	7.600	359	80.00	13.00	678
19111	2	228,227	0.02	7.409	359	64.43	30.38	564
19114	1	179,890	0.01	8.450	359	90.00	50.00	659
19116	2	311,267	0.02	7.496	359	80.10	26.72	622
19120	3	234,457	0.02	8.478	359	87.93	40.62	569
19124	2	152,853	0.01	8.304	359	87.47	45.06	539
19125	1	67,937	0.00	6.450	359	85.00	46.00	657
19126	1	71,959	0.00	8.800	359	90.00	33.00	574
19131	1	157,953	0.01	7.000	356	80.00	31.00	554
19135	3	256,241	0.02	7.678	326	84.63	43.01	574
19136	1	77,354	0.01	8.550	359	90.00	35.00	552
19138	2	139,866	0.01	8.199	359	85.14	47.43	527
19141	1	61,157	0.00	7.750	359	90.00	47.00	636
19144	2	215,357	0.01	7.171	263	78.10	39.08	583
19145	3	284,032	0.02	8.246	359	78.60	15.79	565
19146	2	254,804	0.02	7.317	359	70.83	41.67	522
19148	4	514,016	0.03	7.529	359	78.20	38.93	577
19149	2	171,288	0.01	8.147	359	71.09	40.54	547
19151	1	85,954	0.01	9.150	359	94.51	44.00	583
19153	1	66,370	0.00	9.150	359	95.00	45.00	587
19320	1	227,779	0.02	6.150	359	80.00	47.00	552
19330	1	285,436	0.02	8.750	359	85.00	47.00	528
19352	1	300,367	0.02	10.000	359	75.00	23.00	548
19390	1	121,409	0.01	7.450	359	78.39	45.00	544
19401	1	84,084	0.01	7.200	359	85.00	48.00	559
19403	1	217,384	0.01	7.350	359	95.00	18.00	706
19405	1	149,729	0.01	7.500	239	79.79	44.00	545
19444	1	524,557	0.03	6.850	359	70.00	40.00	533
19446	3	479,617	0.03	7.260	359	79.42	39.68	586
19454	1	159,841	0.01	6.000	359	80.00	46.00	590
19475	1	261,734	0.02	5.900	359	77.06	38.00	591
19526	1	114,920	0.01	7.800	359	63.89	55.00	522
19608	1	266,073	0.02	8.050	359	75.00	41.00	623
19701	1	210,861	0.01	8.100	359	85.00	46.00	525
19709	1	499,665	0.03	8.000	359	78.13	40.00	562
19711	1	83,000	0.01	9.900	360	100.00	43.00	670
19713	2	370,578	0.02	8.599	359	90.00	38.95	608
19720	2	241,102	0.02	8.480	359	79.86	22.61	589
19802	1	123,204	0.01	7.250	359	90.00	31.00	670

19804	1	159,855	0.01	6,500	359	80.00	30.00	641
19805	1	72,214	0.00	9,500	359	85.00	33.00	555
19904	2	373,679	0.02	6,800	359	81.69	42.20	610
19934	1	87,236	0.01	7,550	359	90.00	9.00	719
19938	1	149,898	0.01	7,950	359	83.33	48.00	506
19939	1	187,322	0.01	6,250	359	75.00	31.00	608
19947	1	207,830	0.01	7,000	359	69.33	42.00	553
19956	1	203,850	0.01	7,550	359	85.00	38.00	552
19963	1	131,883	0.01	6,600	359	80.00	15.00	564
19968	1	360,613	0.02	7,200	359	75.98	39.00	654
19971	1	462,760	0.03	6,250	359	84.22	26.00	703
20601	2	324,976	0.02	7,204	358	71.36	30.20	587
20602	2	355,473	0.02	6,459	359	81.15	34.66	603
20603	5	1,093,834	0.07	7,703	359	73.64	34.32	573
20607	1	240,338	0.02	6,800	358	74.08	53.00	595
20611	1	217,838	0.01	7,500	359	89.97	45.00	610
20616	1	195,665	0.01	6,800	358	80.00	37.00	553
20623	1	351,782	0.02	8,400	359	80.00	46.00	501
20640	1	143,888	0.01	7,250	359	54.75	21.00	555
20653	2	574,048	0.04	8,195	359	81.78	43.96	586
20657	1	157,867	0.01	6,850	359	64.49	34.00	521
20659	2	474,618	0.03	7,142	359	85.28	40.80	612
20675	1	162,878	0.01	7,450	359	65.99	45.00	562
20678	1	169,884	0.01	7,900	359	77.98	48.00	550
20705	3	847,320	0.06	8,671	359	88.85	36.54	552
20706	4	997,734	0.07	6,748	359	82.83	37.85	644
20707	1	219,822	0.01	10,450	358	75.86	52.00	503
20708	1	296,827	0.02	8,700	359	90.00	21.00	503
20714	1	153,068	0.01	6,750	359	80.00	44.00	685
20715	2	516,524	0.03	6,853	359	81.21	27.74	618
20716	2	411,604	0.03	6,256	359	77.17	39.42	590
20720	2	862,325	0.06	7,953	359	84.46	32.91	560
20721	3	1,274,851	0.08	7,858	359	82.36	43.07	550
20723	2	554,447	0.04	6,007	359	74.26	29.55	633
20724	1	271,596	0.02	7,450	359	90.00	42.00	537
20735	8	2,038,164	0.14	7,467	359	84.75	40.30	568
20736	1	211,358	0.01	7,990	359	51.33	46.00	531
20737	2	382,560	0.03	6,906	359	80.00	35.32	666
20740	2	320,343	0.02	7,559	359	88.30	41.00	618
20743	2	381,682	0.03	6,967	359	75.24	45.19	672
20744	11	2,945,186	0.20	7,438	359	74.67	40.42	570
20745	4	796,911	0.05	7,604	359	82.37	47.04	594
20746	3	497,249	0.03	7,363	359	71.74	37.82	592
20747	1	244,574	0.02	6,400	359	90.00	41.00	685
20748	9	1,631,942	0.11	7,433	359	80.86	41.07	583
20763	1	211,038	0.01	7,350	359	80.00	44.00	538
20770	1	139,881	0.01	6,800	359	77.78	49.00	573
20772	10	2,435,209	0.16	7,094	359	78.49	36.86	565
20774	6	1,722,680	0.11	7,394	359	77.46	34.28	576
20781	1	267,541	0.02	7,250	359	85.00	33.00	567
20783	7	1,381,663	0.09	7,250	341	72.09	43.22	625

20784	1	196,829	0.01	6,700	359	78.80	49.00	510
20785	8	1,272,304	0.08	7,574	359	81.56	39.70	595
20794	1	270,553	0.02	7,600	359	95.00	37.00	689
20832	1	371,726	0.02	7,537	359	80.00	43.00	658
20851	1	326,008	0.02	7,500	359	75.00	44.00	518
20852	1	170,907	0.01	9,175	359	90.00	14.00	538
20853	1	436,641	0.03	6,990	359	95.00	18.00	680
20874	1	162,853	0.01	6,500	359	56.21	38.00	572
20878	2	649,051	0.04	7,938	359	85.20	31.97	663
20879	4	948,891	0.06	7,520	359	82.99	42.05	587
20895	1	427,183	0.03	7,500	359	95.00	42.00	611
20902	1	276,620	0.02	9,700	359	90.00	31.00	567
20903	1	420,887	0.03	7,500	359	90.00	45.00	596
20904	1	289,738	0.02	6,500	359	77.33	40.00	645
20906	5	1,281,234	0.09	7,722	359	71.91	42.47	574
21009	1	115,533	0.01	8,700	359	80.00	39.00	619
21012	2	385,705	0.03	7,447	359	64.68	50.43	620
21013	1	164,749	0.01	7,400	358	53.57	45.00	537
21014	2	253,798	0.02	7,168	359	69.30	33.97	565
21015	1	293,083	0.02	8,800	359	75.00	42.00	532
21017	1	206,360	0.01	7,950	359	70.00	30.00	566
21032	1	117,917	0.01	7,750	359	35.22	26.00	530
21037	2	597,957	0.04	6,979	359	71.86	31.21	643
21040	1	106,153	0.01	6,650	359	84.86	39.00	591
21042	1	194,796	0.01	5,750	359	60.00	36.00	627
21043	3	623,864	0.04	8,023	359	76.16	34.70	602
21044	2	279,827	0.02	7,372	359	76.05	51.32	560
21045	2	333,402	0.02	7,777	359	60.57	40.12	600
21060	5	1,019,673	0.07	7,738	359	82.86	34.55	532
21061	3	366,701	0.02	7,048	359	68.85	36.96	533
21108	1	324,727	0.02	6,875	359	79.27	41.00	591
21113	3	615,448	0.04	6,639	359	81.55	44.32	598
21114	1	199,216	0.01	6,125	356	80.00	50.00	534
21117	2	436,124	0.03	6,750	359	75.57	39.96	534
21122	3	576,540	0.04	7,155	359	82.65	39.16	600
21132	1	366,635	0.02	6,000	359	69.90	35.00	630
21133	9	1,543,329	0.10	7,494	359	81.99	41.82	574
21136	2	614,454	0.04	7,616	359	87.68	44.07	582
21144	2	405,201	0.03	7,542	359	91.26	18.85	615
21157	2	578,342	0.04	7,221	359	85.29	34.43	720
21161	2	621,567	0.04	7,817	359	78.97	42.90	570
21202	1	157,412	0.01	8,900	359	90.00	14.00	615
21206	5	540,026	0.04	7,831	359	79.42	37.19	561
21207	8	1,194,755	0.08	7,465	359	77.02	36.54	564
21208	6	1,118,167	0.07	7,577	359	76.10	33.47	559
21213	1	65,759	0.00	7,050	235	80.00	40.00	515
21214	1	126,919	0.01	8,250	359	77.44	33.00	566
21215	4	425,371	0.03	8,105	359	78.92	36.64	568
21216	3	260,569	0.02	8,492	359	85.25	35.52	647
21218	1	62,950	0.00	7,200	359	90.00	30.00	677
21221	4	632,686	0.04	7,141	359	83.11	44.86	617

21224	1	67,792	0.00	8,900	359	85.00	26.00	566
21225	1	96,223	0.01	7,100	359	90.00	34.00	693
21227	1	89,843	0.01	8,288	359	83.24	45.00	543
21228	1	222,101	0.01	6,550	359	64.43	36.00	631
21229	3	235,200	0.02	8,780	359	85.96	34.73	553
21230	2	264,081	0.02	6,956	359	80.78	20.00	631
21234	4	535,649	0.04	8,135	359	87.37	33.57	606
21236	3	668,045	0.04	6,990	359	81.11	37.62	644
21237	6	1,042,824	0.07	7,425	359	77.37	33.30	585
21239	2	220,359	0.01	8,245	359	88.24	38.86	563
21244	2	311,563	0.02	7,100	277	80.00	29.38	684
21401	2	639,882	0.04	7,337	359	83.78	38.16	605
21403	2	438,821	0.03	7,459	359	70.52	39.84	588
21405	1	516,505	0.03	6,200	359	68.93	40.00	584
21502	1	98,931	0.01	7,800	359	90.00	47.00	532
21532	1	76,758	0.01	9,050	359	60.00	50.00	530
21601	2	508,617	0.03	7,449	359	64.12	42.52	590
21631	1	113,900	0.01	6,650	359	44.71	22.00	687
21638	2	369,594	0.02	6,653	359	71.27	39.57	614
21639	2	395,790	0.03	9,133	359	87.09	34.72	545
21641	1	147,900	0.01	7,950	359	71.84	39.00	533
21658	1	243,116	0.02	5,900	239	64.12	19.00	582
21660	1	119,898	0.01	6,800	359	80.00	47.00	683
21701	3	447,599	0.03	6,578	359	71.33	36.97	584
21703	2	740,516	0.05	8,135	359	87.76	40.15	585
21738	1	379,625	0.03	6,050	359	88.37	38.00	718
21742	1	175,381	0.01	7,950	359	90.00	46.00	614
21784	4	824,712	0.05	7,571	359	77.40	39.72	572
21787	1	116,916	0.01	7,650	359	70.91	30.00	549
21795	1	119,205	0.01	7,150	359	79.53	50.00	516
21801	3	839,682	0.06	7,682	359	86.11	31.08	658
21811	1	131,138	0.01	6,800	359	75.00	16.00	624
21850	1	178,379	0.01	7,950	359	85.00	32.00	571
21874	1	167,736	0.01	7,950	359	90.00	32.00	560
21901	3	898,392	0.06	8,492	359	79.60	40.11	593
21921	2	437,728	0.03	8,844	359	80.98	39.33	538
27023	1	106,222	0.01	6,400	359	80.00	35.00	653
27030	1	67,956	0.00	8,200	359	85.00	46.00	546
27103	1	91,905	0.01	5,800	359	80.00	47.00	604
27105	1	87,493	0.01	8,125	359	85.00	34.00	574
27106	1	99,682	0.01	7,950	359	95.00	33.00	601
27107	1	68,362	0.00	8,950	359	90.00	37.00	543
27127	2	239,055	0.02	8,505	359	90.20	38.49	560
27205	1	143,577	0.01	9,350	359	85.00	41.00	524
27214	1	125,915	0.01	7,990	359	87.50	24.00	568
27253	1	100,917	0.01	7,000	359	84.87	36.00	558
27282	1	255,410	0.02	7,500	359	90.00	42.00	619
27292	1	211,847	0.01	7,650	359	80.00	31.00	567
27298	1	112,716	0.01	7,500	359	80.00	47.00	557
27302	1	76,959	0.01	9,125	359	70.00	37.00	518
27310	1	528,139	0.04	8,950	359	90.00	43.00	574

27320	2	171,743	0.01	8,744	359	84.99	21.89	566
27330	1	65,152	0.00	7,550	359	80.00	29.00	617
27403	1	122,301	0.01	7,050	359	80.00	42.00	645
27405	2	178,261	0.01	9,297	360	92.93	23.83	705
27406	1	149,488	0.01	7,450	359	85.00	44.00	563
27511	1	116,790	0.01	9,300	359	95.00	33.00	505
27516	1	152,897	0.01	8,000	359	90.00	33.00	659
27517	1	366,780	0.02	8,800	358	85.00	42.00	584
27520	1	94,436	0.01	7,950	359	90.00	47.00	566
27526	1	173,568	0.01	7,400	359	90.00	45.00	641
27527	1	178,509	0.01	9,350	359	95.00	42.00	612
27529	1	154,704	0.01	8,400	359	90.00	41.00	577
27537	1	62,324	0.00	8,500	358	80.00	15.00	556
27545	1	89,847	0.01	7,750	359	90.00	29.00	649
27546	1	77,490	0.01	7,750	358	80.00	42.00	579
27549	1	98,319	0.01	7,000	359	80.00	49.00	609
27557	1	80,056	0.01	8,950	359	90.00	17.00	529
27577	1	98,948	0.01	9,200	359	90.00	14.00	665
27592	1	103,849	0.01	10,350	358	65.00	32.00	556
27596	1	91,944	0.01	8,500	359	82.14	34.00	560
27603	1	243,695	0.02	6,400	359	80.00	37.00	663
27610	4	560,063	0.04	7,545	359	87.77	40.34	679
27615	1	84,454	0.01	9,000	359	65.00	3.00	568
27703	1	90,199	0.01	8,875	359	95.00	44.00	624
27704	1	124,887	0.01	6,500	359	79.37	14.00	631
27707	1	150,882	0.01	7,250	359	84.36	29.00	550
27712	1	118,920	0.01	8,000	359	85.00	30.00	524
27713	1	167,111	0.01	9,150	359	95.00	31.00	613
27892	1	79,946	0.01	7,950	359	70.18	28.00	591
27909	2	200,386	0.01	8,340	357	82.67	33.73	593
27925	1	63,183	0.00	9,025	179	70.00	37.00	559
28079	1	247,854	0.02	8,650	359	88.57	49.00	540
28086	2	151,487	0.01	7,500	359	87.20	39.73	580
28115	1	118,677	0.01	8,450	359	95.00	25.00	550
28124	1	94,279	0.01	7,450	359	85.00	46.00	572
28150	1	127,899	0.01	7,200	359	80.00	48.00	542
28173	1	218,302	0.01	6,500	359	88.28	36.00	657
28205	3	295,064	0.02	8,236	359	90.00	26.10	701
28208	1	68,353	0.00	7,900	359	90.00	48.00	602
28209	1	319,767	0.02	7,600	359	80.00	48.00	533
28211	1	151,993	0.01	7,750	359	90.00	50.00	531
28212	1	114,309	0.01	7,150	359	80.00	47.00	582
28215	1	91,735	0.01	7,750	359	90.00	42.00	656
28262	1	85,461	0.01	9,900	359	90.00	26.00	644
28273	1	143,902	0.01	7,950	359	90.00	47.00	550
28277	1	283,337	0.02	8,750	359	90.00	48.00	518
28303	1	77,620	0.01	7,500	239	90.00	20.00	572
28304	1	66,999	0.00	7,600	179	79.06	7.00	685
28349	1	66,265	0.00	9,200	359	65.00	50.00	591
28376	1	116,031	0.01	8,600	359	90.00	48.00	527
28386	1	63,574	0.00	8,488	179	75.00	35.00	639

28409	1	115,926	0.01	6.800	359	85.00	49.00	637
28443	1	66,651	0.00	7.500	358	75.00	16.00	633
28539	1	84,552	0.01	8.800	359	90.00	49.00	578
28540	1	90,707	0.01	9.650	359	75.00	50.00	511
28551	1	129,822	0.01	6.050	359	83.84	38.00	595
28562	1	118,667	0.01	7.800	359	95.00	44.00	586
28646	1	499,589	0.03	6.990	359	62.50	46.00	624
28673	1	70,357	0.00	8.500	359	80.00	45.00	576
28711	1	146,615	0.01	8.700	359	90.00	21.00	542
28748	2	224,607	0.01	7.094	358	66.21	43.37	645
28752	1	133,411	0.01	8.050	359	83.96	49.00	550
28777	1	193,335	0.01	6.800	359	90.00	49.00	606
28786	1	94,936	0.01	7.990	359	84.44	39.00	569
28804	1	348,085	0.02	7.950	355	81.71	16.00	504
28806	1	65,489	0.00	9.300	357	80.00	44.00	557
28901	1	62,277	0.00	7.900	359	80.00	25.00	701
29020	1	179,702	0.01	8.990	357	90.00	50.00	557
29061	1	73,455	0.00	8.500	359	70.00	47.00	533
29073	1	67,375	0.00	8.450	357	75.00	43.00	568
29204	2	157,481	0.01	7.410	359	83.13	44.72	543
29212	1	129,801	0.01	7.350	358	87.84	41.00	585
29223	1	264,749	0.02	9.700	358	89.83	45.00	565
29316	1	121,425	0.01	8.400	359	90.00	30.00	556
29340	1	65,661	0.00	8.550	359	90.00	31.00	558
29360	1	132,219	0.01	8.450	359	90.00	46.00	582
29407	2	260,266	0.02	8.427	263	90.00	46.85	523
29420	1	196,234	0.01	8.650	359	90.00	36.00	559
29429	1	102,296	0.01	5.900	359	81.92	14.00	685
29440	1	131,918	0.01	8.400	359	80.00	49.00	538
29449	1	118,674	0.01	8.200	359	95.00	38.00	622
29464	1	104,399	0.01	6.700	359	68.75	51.00	580
29472	1	73,954	0.00	8.400	359	75.51	29.00	597
29477	1	86,540	0.01	9.800	359	58.50	47.00	574
29483	1	128,899	0.01	7.250	359	80.00	38.00	599
29485	3	316,959	0.02	7.459	359	68.86	45.68	588
29488	1	77,206	0.01	8.775	359	75.00	28.00	539
29527	1	139,909	0.01	8.150	359	80.00	45.00	545
29536	1	107,928	0.01	8.050	359	80.00	49.00	542
29568	1	146,888	0.01	7.350	359	70.00	45.00	615
29576	1	72,128	0.00	8.900	357	85.00	26.00	628
29577	1	116,945	0.01	9.700	359	90.00	39.00	568
29588	1	105,591	0.01	7.450	358	90.00	39.00	566
29662	1	60,349	0.00	8.950	357	63.63	28.00	521
29681	1	135,907	0.01	7.900	359	85.00	41.00	529
29687	2	151,062	0.01	8.130	283	85.78	34.80	554
29693	1	104,934	0.01	8.300	359	70.00	46.00	544
30002	1	72,600	0.00	10.000	360	100.00	36.00	678
30004	1	144,908	0.01	6.800	359	80.00	42.00	683
30005	1	208,971	0.01	8.400	359	85.00	44.00	523
30008	1	150,289	0.01	7.550	359	80.00	17.00	746
30011	1	279,847	0.02	7.175	359	80.00	43.00	670

30013	3	351,050	0.02	8,653	359	87.90	40.86	611
30016	2	240,347	0.02	6,867	359	82.17	28.39	591
30019	3	424,678	0.03	7,409	359	83.28	31.19	654
30022	1	316,183	0.02	9,150	359	95.00	45.00	647
30032	5	673,819	0.04	7,709	359	86.49	34.72	625
30034	6	729,806	0.05	7,518	359	81.48	32.07	608
30038	1	147,398	0.01	7,850	359	92.19	35.00	641
30039	1	113,320	0.01	7,750	359	90.00	17.00	723
30043	1	181,684	0.01	8,250	359	90.00	41.00	558
30044	2	352,940	0.02	7,443	359	92.07	32.86	650
30045	4	718,837	0.05	8,235	359	77.71	36.85	588
30047	1	100,732	0.01	7,950	359	90.00	50.00	656
30052	2	259,932	0.02	7,400	359	78.33	40.47	676
30058	4	513,601	0.03	7,078	359	81.47	37.59	605
30064	1	206,221	0.01	6,700	359	80.00	42.00	651
30066	1	295,587	0.02	7,650	359	85.00	21.00	556
30068	1	336,270	0.02	7,900	359	74.45	46.00	526
30075	1	419,556	0.03	7,000	359	95.00	41.00	614
30076	1	219,466	0.01	8,462	359	90.00	49.00	551
30078	1	182,535	0.01	6,500	359	90.00	38.00	667
30080	1	135,882	0.01	6,700	359	80.00	24.00	733
30083	3	378,641	0.03	7,924	359	80.34	46.68	533
30087	1	127,802	0.01	6,400	359	80.00	46.00	616
30088	6	869,175	0.06	7,708	359	84.02	40.77	555
30093	1	170,770	0.01	7,000	359	90.00	43.00	719
30096	1	103,908	0.01	6,625	359	80.00	48.00	634
30102	2	221,814	0.01	6,902	359	79.29	41.97	640
30106	1	134,215	0.01	8,300	359	85.00	49.00	514
30114	1	87,123	0.01	6,625	359	80.00	26.00	707
30115	2	733,048	0.05	8,420	359	90.00	42.11	576
30121	1	118,916	0.01	7,775	359	70.00	38.00	515
30126	2	207,832	0.01	7,091	359	80.00	46.62	622
30127	2	278,158	0.02	7,140	359	88.99	45.93	588
30132	1	117,323	0.01	7,650	359	80.00	45.00	674
30134	1	128,207	0.01	6,650	359	80.00	40.00	743
30135	2	337,202	0.02	6,617	359	90.00	36.33	607
30141	2	242,855	0.02	8,584	359	83.63	19.23	567
30144	1	112,410	0.01	7,150	359	90.00	40.00	602
30152	2	312,747	0.02	7,080	359	83.97	41.59	588
30153	1	62,419	0.00	10,150	239	72.67	10.00	575
30168	1	149,883	0.01	9,300	359	92.00	47.00	520
30173	1	214,377	0.01	8,750	359	73.97	46.00	551
30175	1	128,574	0.01	9,300	359	80.00	24.00	501
30179	1	93,429	0.01	7,400	359	85.00	35.00	592
30184	1	99,923	0.01	7,300	359	80.00	43.00	560
30188	1	214,507	0.01	8,050	359	90.00	31.00	591
30189	3	656,226	0.04	6,685	359	87.04	34.09	635
30214	2	380,626	0.03	7,687	359	77.27	44.86	522
30215	1	298,916	0.02	10,850	357	95.00	49.00	578
30223	1	172,242	0.01	8,350	359	90.00	48.00	656
30228	2	289,079	0.02	7,339	359	85.29	29.11	665

30236	1	102,600	0.01	9.100	360	95.00	29.00	753
30238	3	515,587	0.03	7.829	359	81.26	38.83	578
30252	1	211,792	0.01	6.087	359	80.00	29.00	623
30263	1	211,077	0.01	8.700	359	80.00	38.00	607
30265	1	246,338	0.02	8.100	359	85.00	45.00	624
30281	1	134,916	0.01	8.350	359	88.82	33.00	546
30291	1	167,125	0.01	7.000	358	90.00	47.00	649
30294	3	676,095	0.05	7.417	359	87.87	38.84	582
30296	4	466,279	0.03	7.378	359	85.97	39.61	597
30305	1	185,397	0.01	7.940	359	90.00	44.00	600
30307	2	469,357	0.03	8.158	317	93.23	45.04	666
30310	7	1,460,457	0.10	7.904	358	89.17	37.62	650
30311	3	455,670	0.03	7.071	358	83.66	37.99	665
30312	2	481,172	0.03	7.921	359	90.00	31.03	692
30314	5	901,426	0.06	7.911	358	87.83	34.49	652
30315	3	596,952	0.04	7.749	357	93.98	38.75	616
30316	2	431,053	0.03	7.325	356	85.41	36.00	684
30317	1	183,883	0.01	8.150	238	90.00	37.00	707
30318	4	1,025,962	0.07	8.802	359	89.21	35.47	583
30328	1	489,250	0.03	10.500	360	95.00	49.00	602
30331	7	1,158,871	0.08	8.376	359	80.54	34.16	701
30340	1	161,370	0.01	7.100	359	85.00	39.00	592
30344	4	529,603	0.04	8.529	358	87.47	33.15	619
30349	3	757,929	0.05	7.720	358	90.89	35.22	609
30360	1	318,220	0.02	6.650	359	65.00	24.00	642
30501	2	267,062	0.02	7.805	359	88.27	43.06	607
30510	1	105,314	0.01	7.050	359	80.00	39.00	666
30516	1	73,541	0.00	7.150	359	80.00	43.00	590
30531	1	123,912	0.01	7.750	359	80.00	43.00	548
30577	1	81,144	0.01	9.450	358	95.00	36.00	609
30656	1	239,967	0.02	9.600	239	90.00	47.00	560
30680	3	318,725	0.02	8.345	359	86.47	36.89	605
30701	1	86,699	0.01	7.800	359	90.00	49.00	722
30721	2	174,385	0.01	8.141	359	85.65	41.21	644
30907	1	91,870	0.01	9.000	359	80.00	28.00	512
31008	1	127,430	0.01	8.950	359	87.93	21.00	570
31206	1	64,753	0.00	7.650	359	90.00	41.00	546
31210	1	157,383	0.01	7.475	359	90.00	33.00	568
31313	1	114,221	0.01	7.850	359	90.00	29.00	552
31405	1	130,382	0.01	6.500	359	90.00	31.00	616
31419	1	121,417	0.01	7.950	359	90.00	42.00	571
31602	1	133,879	0.01	6.500	359	39.41	48.00	578
31816	1	84,526	0.01	10.100	358	90.00	28.00	575
31907	3	254,345	0.02	8.530	359	79.93	40.89	580
32034	1	153,453	0.01	6.200	359	80.00	30.00	621
32068	4	492,782	0.03	8.112	359	85.32	39.02	612
32073	2	319,015	0.02	7.822	359	82.41	42.99	553
32082	2	341,393	0.02	8.307	359	85.67	42.03	611
32084	1	67,151	0.00	7.600	359	80.00	35.00	538
32086	1	186,844	0.01	6.900	359	89.47	36.00	626
32097	4	624,235	0.04	8.049	357	80.75	37.65	567

32117	1	99,893	0.01	5,600	359	80.00	41.00	604
32127	1	99,914	0.01	6,750	359	66.67	23.00	583
32128	1	211,808	0.01	6,500	359	73.10	52.00	600
32129	1	189,865	0.01	7,725	359	95.00	41.00	681
32132	1	66,344	0.00	6,850	359	49.26	28.00	629
32137	2	372,776	0.02	8,243	359	90.00	50.00	661
32141	3	477,161	0.03	7,720	359	83.31	49.64	573
32148	1	88,059	0.01	9,150	357	90.00	43.00	615
32162	1	122,972	0.01	6,900	359	80.00	41.00	633
32164	5	1,107,461	0.07	8,025	359	86.16	40.01	662
32174	1	124,707	0.01	7,475	359	80.00	44.00	642
32181	1	66,720	0.00	9,900	359	75.00	44.00	528
32204	1	119,926	0.01	8,400	359	60.00	23.00	645
32206	3	223,858	0.01	8,314	359	89.78	39.91	616
32208	5	387,084	0.03	7,775	359	87.91	29.27	596
32209	2	143,603	0.01	7,973	359	87.69	27.00	609
32210	2	205,044	0.01	7,123	359	84.60	40.46	639
32218	2	231,105	0.02	8,332	359	81.43	40.22	519
32219	1	157,409	0.01	8,750	359	78.75	30.00	513
32221	1	134,287	0.01	6,850	359	80.00	50.00	646
32225	3	590,087	0.04	7,251	359	70.32	45.97	576
32226	1	199,204	0.01	7,550	359	90.00	45.00	524
32244	3	375,512	0.03	7,405	359	82.93	35.65	560
32246	1	158,279	0.01	7,350	359	90.00	42.00	560
32257	1	277,308	0.02	7,850	359	75.00	49.00	534
32303	1	123,047	0.01	8,600	359	90.00	37.00	548
32305	2	202,001	0.01	8,730	357	77.62	42.27	573
32311	2	357,752	0.02	7,849	359	85.53	47.21	552
32312	2	137,039	0.01	7,370	358	82.54	42.20	599
32327	2	188,336	0.01	8,730	359	77.65	42.39	573
32347	1	98,534	0.01	8,000	359	85.00	41.00	542
32408	2	481,012	0.03	8,533	360	78.11	33.22	695
32413	1	214,820	0.01	6,900	359	67.19	49.00	527
32505	1	223,021	0.01	7,100	359	90.00	30.00	579
32506	1	145,708	0.01	6,650	239	78.92	31.00	604
32526	1	134,352	0.01	8,400	359	90.00	4.00	644
32536	1	196,316	0.01	6,325	359	75.00	30.00	559
32539	1	115,839	0.01	9,200	359	95.00	35.00	639
32548	2	273,551	0.02	8,279	359	85.18	16.54	586
32563	1	318,467	0.02	6,600	359	85.00	31.00	605
32566	1	619,531	0.04	7,400	359	78.48	31.00	561
32571	1	80,751	0.01	8,450	359	80.00	23.00	538
32578	1	81,224	0.01	11,450	359	65.00	36.00	537
32579	1	139,906	0.01	7,990	359	69.65	47.00	538
32606	1	134,859	0.01	5,750	359	68.18	41.00	659
32608	1	179,882	0.01	8,100	359	90.00	39.00	641
32609	2	303,731	0.02	6,614	359	80.87	48.55	612
32625	1	91,933	0.01	7,600	359	69.91	29.00	570
32653	1	157,377	0.01	7,250	359	90.00	50.00	592
32669	1	67,347	0.00	7,250	359	84.99	45.00	558
32701	1	114,655	0.01	6,950	359	85.00	38.00	619

32703	5	648,716	0.04	7.780	358	80.42	41.76	586
32707	6	711,664	0.05	7.534	359	76.77	37.93	598
32708	3	513,328	0.03	7.109	359	79.88	40.82	574
32712	2	623,910	0.04	7.127	359	87.46	36.93	626
32720	4	435,228	0.03	7.634	359	82.99	36.53	637
32725	7	876,737	0.06	7.465	359	76.63	38.46	590
32736	1	66,561	0.00	8.650	358	70.00	50.00	570
32738	7	1,138,537	0.08	7.788	359	85.49	40.60	606
32746	2	387,665	0.03	6.738	359	80.00	40.06	676
32750	1	134,836	0.01	8.500	358	90.00	14.00	636
32754	1	67,908	0.00	7.990	358	80.00	20.00	592
32757	2	235,316	0.02	7.407	359	74.76	43.22	577
32763	2	208,162	0.01	7.415	359	79.85	44.45	571
32765	1	157,371	0.01	7.000	359	90.00	42.00	650
32766	1	195,140	0.01	7.000	359	90.00	49.00	607
32771	2	354,690	0.02	6.679	359	81.45	42.23	633
32773	3	381,644	0.03	8.049	359	87.04	43.76	577
32779	1	143,882	0.01	7.000	359	80.00	34.00	622
32780	4	562,486	0.04	6.784	359	76.50	31.05	615
32784	2	194,294	0.01	7.727	359	81.91	42.07	537
32792	1	85,800	0.01	9.250	360	100.00	39.00	694
32805	1	68,965	0.00	9.400	359	70.41	50.00	579
32806	1	169,018	0.01	7.250	359	85.00	38.00	578
32807	3	301,563	0.02	7.277	359	79.68	33.09	632
32808	11	1,284,640	0.09	7.560	359	81.47	41.43	575
32810	1	147,488	0.01	7.400	359	90.00	50.00	534
32811	3	421,814	0.03	7.775	358	89.58	41.79	668
32812	3	391,425	0.03	8.786	359	84.07	47.67	570
32817	1	171,887	0.01	8.125	359	92.97	44.00	608
32818	4	558,770	0.04	7.854	359	83.97	45.17	544
32819	1	222,763	0.01	5.650	359	74.33	38.00	545
32821	2	319,886	0.02	7.545	359	73.49	46.26	646
32822	5	628,610	0.04	7.165	359	80.88	45.21	627
32824	2	364,486	0.02	7.625	359	79.71	43.74	610
32825	5	784,091	0.05	6.898	359	78.70	42.64	611
32826	1	197,849	0.01	7.375	359	88.99	47.00	638
32828	2	269,014	0.02	7.379	359	85.14	38.14	647
32832	2	540,854	0.04	7.430	359	83.05	25.05	640
32835	1	112,251	0.01	7.750	358	90.00	28.00	609
32836	1	199,374	0.01	8.300	359	70.00	54.00	501
32837	4	710,472	0.05	7.535	359	82.95	41.30	580
32839	1	123,927	0.01	8.650	359	76.54	20.00	580
32901	1	142,583	0.01	5.350	359	80.00	30.00	702
32904	1	238,337	0.02	7.900	359	90.00	37.00	590
32907	4	750,092	0.05	8.005	317	85.35	39.30	609
32908	1	206,062	0.01	6.450	359	75.00	37.00	652
32909	4	524,034	0.03	8.478	359	82.54	35.91	659
32922	2	197,500	0.01	7.388	359	93.29	41.27	637
32926	2	316,648	0.02	6.574	358	88.99	40.40	654
32931	1	276,068	0.02	8.100	359	65.00	40.00	540
32940	1	261,314	0.02	7.700	359	78.06	50.00	524

32953	1	224,865	0.01	8,550	359	90.00	39.00	675
33004	2	392,004	0.03	7,644	359	90.00	30.93	669
33009	3	465,649	0.03	7,448	359	75.93	40.42	595
33010	2	399,664	0.03	7,320	359	82.70	38.38	576
33012	5	786,712	0.05	7,211	359	86.24	43.95	603
33013	3	652,791	0.04	6,814	359	82.17	43.05	645
33014	7	1,427,543	0.10	7,554	359	85.98	41.02	618
33015	8	1,671,681	0.11	7,580	346	84.43	36.68	615
33016	6	873,902	0.06	7,280	359	69.00	36.26	660
33018	4	829,604	0.06	7,738	359	84.90	36.99	647
33019	2	491,575	0.03	8,085	359	88.06	43.71	613
33020	5	727,023	0.05	7,724	359	81.53	41.97	612
33021	5	793,347	0.05	7,926	359	87.41	42.52	620
33023	19	3,161,498	0.21	7,843	359	84.37	38.63	596
33024	12	2,002,232	0.13	7,200	359	78.33	40.63	611
33025	15	3,228,583	0.22	7,833	359	84.36	42.56	604
33026	3	557,496	0.04	7,390	359	74.23	45.29	591
33027	13	3,182,810	0.21	7,398	359	82.99	39.94	608
33028	5	1,286,086	0.09	7,435	359	87.05	32.90	625
33029	9	2,283,011	0.15	7,574	359	81.39	43.35	595
33030	6	884,668	0.06	7,865	359	82.55	41.72	601
33032	12	2,369,636	0.16	7,596	359	85.83	38.86	610
33033	10	1,572,132	0.10	7,640	359	82.83	32.63	619
33034	2	286,245	0.02	7,108	359	85.34	43.40	606
33035	2	253,060	0.02	6,275	359	68.38	40.31	642
33040	1	236,831	0.02	7,700	359	38.85	33.00	555
33042	1	494,193	0.03	7,350	359	77.00	47.00	624
33043	1	374,827	0.02	7,600	359	79.81	43.00	567
33054	1	139,415	0.01	8,500	359	90.00	22.00	720
33055	11	1,558,160	0.10	7,379	359	74.51	42.44	626
33056	9	1,201,720	0.08	7,383	359	81.59	43.29	600
33060	3	761,891	0.05	7,848	359	83.93	36.52	643
33062	3	903,914	0.06	8,188	359	84.64	35.84	610
33063	7	1,240,804	0.08	7,265	359	79.93	44.59	611
33064	4	603,770	0.04	7,875	359	81.80	36.81	606
33065	6	904,129	0.06	6,870	359	78.61	46.68	637
33067	2	424,546	0.03	7,722	359	90.00	23.64	697
33068	14	2,213,857	0.15	7,430	359	80.57	39.56	628
33069	2	340,921	0.02	7,173	360	95.00	47.00	703
33071	5	858,918	0.06	7,117	359	74.34	35.98	613
33073	4	1,040,152	0.07	7,378	359	72.28	34.93	550
33076	2	747,192	0.05	8,115	359	83.40	38.98	588
33125	6	1,132,602	0.08	7,691	359	77.78	36.63	584
33126	6	839,767	0.06	7,071	359	80.90	41.80	670
33127	5	830,103	0.06	6,585	359	74.20	33.24	573
33129	1	351,711	0.02	7,000	359	80.00	40.00	671
33130	3	438,288	0.03	7,400	359	87.56	36.34	653
33131	5	1,070,341	0.07	7,812	359	83.45	35.09	620
33132	3	670,996	0.04	7,290	359	87.12	41.53	625
33133	5	1,228,899	0.08	7,396	359	74.17	23.45	607
33135	1	120,586	0.01	9,150	359	95.00	48.00	651

33137	4	712,833	8.336	359	86.78	21.92	660
33138	2	503,641	7.763	359	87.20	32.48	614
33139	4	1,041,429	8.075	358	78.76	38.05	579
33140	1	235,850	8.250	359	54.88	51.00	581
33141	4	1,063,808	8.253	359	83.50	39.54	633
33142	11	1,710,296	7.824	359	85.46	38.15	638
33143	2	342,777	6.817	359	80.00	36.05	665
33144	1	72,000	10.350	360	100.00	49.00	620
33145	3	841,381	7.577	359	75.54	30.40	604
33147	10	1,246,722	7.583	359	82.27	39.47	613
33149	1	548,643	8.150	359	90.00	46.00	512
33150	6	769,497	7.530	359	85.22	35.59	618
33155	4	976,921	7.343	359	83.21	29.15	650
33157	10	1,525,975	7.473	359	79.75	33.70	614
33160	4	749,702	6.185	359	70.88	30.52	620
33161	9	1,282,738	7.344	350	78.52	37.01	607
33162	3	693,462	7.332	359	83.89	37.23	623
33165	3	557,501	6.619	359	77.19	42.92	593
33166	1	169,875	7.550	359	66.93	32.00	557
33167	6	797,666	8.005	336	84.93	34.42	610
33168	8	1,345,565	7.945	359	85.29	41.05	599
33169	9	1,296,493	7.587	359	81.40	38.56	621
33172	2	231,955	7.262	274	68.85	32.29	580
33173	4	461,737	6.697	359	70.65	42.02	646
33174	1	194,802	5.900	359	62.90	37.00	554
33175	11	2,019,755	7.484	355	82.00	38.42	630
33176	4	576,023	7.495	359	86.39	33.08	685
33177	18	3,471,517	7.685	359	84.08	40.01	618
33178	7	1,331,284	8.146	359	83.52	42.96	619
33179	12	1,909,392	7.438	359	80.75	42.54	617
33180	3	1,059,460	7.150	359	86.52	49.00	612
33181	2	287,905	9.378	359	88.89	44.33	636
33182	3	473,538	7.437	359	83.70	35.05	607
33183	8	1,192,502	7.612	359	80.44	43.73	616
33184	1	271,817	8.000	359	85.00	39.00	530
33185	5	1,038,387	7.217	359	86.45	40.18	610
33186	10	1,738,820	7.805	359	79.32	39.98	607
33187	3	579,827	7.145	359	85.47	42.46	631
33189	7	1,240,106	7.675	359	83.22	40.57	620
33190	6	1,254,870	7.555	359	85.14	43.55	624
33193	11	1,749,068	8.110	359	84.63	39.39	638
33194	2	340,264	7.108	359	84.97	29.74	643
33196	9	1,712,249	7.385	359	84.88	40.91	609
33301	1	327,793	9.750	359	90.00	4.00	602
33309	7	1,119,519	6.826	359	78.14	37.11	643
33311	12	1,735,233	7.911	359	85.64	38.59	615
33312	7	1,842,767	7.490	359	85.41	37.43	609
33313	13	2,032,916	7.582	359	79.33	38.75	612
33314	2	373,675	8.549	359	91.93	44.21	564
33317	3	586,030	7.134	359	79.20	43.40	637
33319	10	1,742,635	7.543	359	81.54	41.47	614

33321	6	907,419	0.06	6.814	359	73.36	44.48	612
33322	4	798,666	0.05	8.073	359	84.08	47.03	576
33323	3	831,247	0.06	8.526	359	84.46	40.22	581
33324	6	963,109	0.06	7.044	359	75.58	46.58	558
33325	1	143,779	0.01	6.100	359	80.00	41.00	635
33326	3	581,077	0.04	7.724	359	73.84	46.31	577
33327	2	885,680	0.06	8.372	359	90.00	42.54	649
33328	3	371,136	0.02	7.348	359	75.25	32.48	613
33330	1	534,548	0.04	6.850	359	79.26	45.00	582
33331	2	671,137	0.04	8.449	359	91.10	36.66	703
33334	1	201,928	0.01	8.500	359	90.00	38.00	707
33351	5	737,022	0.05	8.060	359	77.29	40.34	584
33401	4	586,876	0.04	8.763	359	94.36	39.06	634
33403	1	161,879	0.01	7.475	359	75.00	38.00	570
33404	4	553,560	0.04	7.665	359	82.49	43.97	598
33405	2	728,595	0.05	8.920	359	90.00	20.27	672
33406	3	423,715	0.03	7.416	359	76.79	46.73	616
33407	4	482,343	0.03	9.083	359	84.80	38.28	647
33408	1	534,622	0.04	7.750	359	69.93	45.00	513
33409	7	997,314	0.07	6.984	359	83.25	32.62	613
33410	2	429,743	0.03	6.940	359	81.93	22.81	717
33411	10	2,235,440	0.15	7.613	359	83.04	39.81	619
33412	1	230,774	0.02	6.100	359	82.50	48.00	617
33413	1	419,626	0.03	9.750	360	90.00	22.00	729
33414	6	1,206,652	0.08	7.568	359	82.32	34.53	601
33415	6	807,240	0.05	7.060	359	72.29	40.32	570
33417	1	157,307	0.01	8.125	359	90.00	42.00	620
33418	2	540,722	0.04	8.384	359	69.95	46.41	645
33426	3	474,571	0.03	6.510	359	72.80	43.34	591
33428	3	484,428	0.03	7.363	359	80.00	42.00	610
33431	1	189,832	0.01	6.600	359	63.33	48.00	588
33432	1	206,855	0.01	7.800	359	90.00	14.00	547
33433	4	818,970	0.05	7.365	359	83.71	37.70	639
33435	5	752,200	0.05	7.175	359	84.78	43.55	653
33441	1	147,157	0.01	8.300	359	95.00	41.00	675
33442	3	494,453	0.03	6.941	359	83.92	43.98	634
33444	2	573,514	0.04	6.857	359	83.31	44.05	610
33445	2	270,616	0.02	7.512	359	84.94	42.30	601
33458	4	854,742	0.06	8.161	359	76.69	36.77	554
33460	1	210,688	0.01	9.150	359	85.00	10.00	515
33461	1	191,967	0.01	7.850	359	80.00	38.00	528
33462	2	256,669	0.02	7.409	358	59.49	20.67	547
33463	11	2,121,797	0.14	7.140	359	84.79	42.32	643
33467	6	1,563,721	0.10	7.422	359	87.56	35.63	631
33469	1	85,454	0.01	9.100	359	90.00	31.00	623
33470	4	1,162,845	0.08	7.135	359	77.92	44.54	592
33471	1	103,439	0.01	8.625	359	90.00	49.00	599
33478	2	678,871	0.05	8.907	359	95.00	40.29	626
33486	1	227,826	0.02	7.350	359	80.00	47.00	630
33496	1	351,697	0.02	6.750	359	84.82	46.00	599
33511	3	353,331	0.02	7.490	359	80.15	35.45	619

33534	2	296,352	0.02	6,695	359	85.55	42.01	674
33540	1	137,651	0.01	7,650	359	95.00	37.00	584
33542	1	143,440	0.01	7,350	359	90.00	42.00	516
33543	3	490,100	0.03	7,197	359	79.64	39.41	585
33544	1	157,547	0.01	7,025	359	80.00	50.00	693
33559	1	171,044	0.01	6,475	359	80.00	47.00	633
33563	1	146,295	0.01	7,650	359	80.00	45.00	665
33566	1	126,737	0.01	8,750	359	90.00	34.00	605
33569	1	161,169	0.01	9,387	359	75.00	55.00	519
33584	3	359,030	0.02	8,681	359	80.35	47.71	581
33592	1	229,361	0.02	8,500	359	90.00	38.00	562
33594	4	627,516	0.04	6,655	319	85.65	31.96	647
33604	5	744,760	0.05	8,159	359	87.10	43.63	605
33605	2	277,887	0.02	7,366	359	90.00	40.76	686
33607	2	239,785	0.02	6,558	359	73.73	37.50	609
33610	6	574,406	0.04	8,128	338	89.63	33.68	587
33611	1	159,878	0.01	7,350	359	75.47	30.00	531
33613	1	78,704	0.01	8,650	359	90.00	49.00	650
33614	7	922,839	0.06	7,728	359	87.04	40.88	597
33615	6	782,700	0.05	8,218	359	84.14	35.71	631
33619	6	591,805	0.04	7,950	359	82.61	41.18	565
33624	1	79,932	0.01	6,850	359	80.00	18.00	686
33625	2	342,986	0.02	7,775	358	82.63	35.51	543
33626	2	556,718	0.04	7,077	359	91.13	42.81	610
33634	3	346,713	0.02	7,179	359	75.18	40.06	618
33635	2	365,186	0.02	7,663	359	89.94	42.61	601
33647	3	562,304	0.04	7,221	359	80.09	40.74	588
33702	1	143,920	0.01	8,900	359	89.16	36.00	530
33705	2	233,777	0.02	8,304	359	83.94	47.79	607
33709	2	216,439	0.01	8,421	359	75.80	45.64	577
33711	3	604,966	0.04	7,688	359	80.97	45.46	579
33712	1	62,869	0.00	6,350	239	70.00	18.00	702
33713	3	560,036	0.04	7,425	359	85.22	41.46	609
33755	1	180,774	0.01	7,800	359	90.00	50.00	555
33759	1	99,939	0.01	8,500	359	74.13	43.00	526
33761	2	254,513	0.02	7,573	359	90.00	30.41	639
33763	1	95,923	0.01	7,100	359	80.00	45.00	537
33772	1	123,868	0.01	9,150	358	80.00	39.00	514
33773	1	73,829	0.00	8,350	359	69.69	34.00	535
33777	1	106,941	0.01	8,945	359	94.69	31.00	634
33781	3	334,484	0.02	8,204	359	92.02	39.73	687
33782	2	259,095	0.02	8,563	359	87.33	45.70	603
33786	1	169,863	0.01	7,100	359	40.96	51.00	551
33801	2	224,769	0.01	8,342	359	90.00	17.00	572
33803	1	110,492	0.01	7,450	359	69.98	45.00	629
33805	2	167,414	0.01	7,096	359	78.96	52.63	572
33809	1	176,180	0.01	7,150	359	80.00	41.00	693
33810	1	134,900	0.01	7,525	359	90.00	41.00	599
33813	1	107,919	0.01	7,450	359	80.00	29.00	629
33815	1	85,078	0.01	9,450	359	95.00	27.00	647
33823	2	157,323	0.01	8,615	359	76.10	39.66	557

33825	1	89,949	0.01	8,850	359	90.00	22.00	710
33837	3	396,249	0.03	7,050	359	81.80	37.95	626
33838	1	87,328	0.01	6,800	239	70.00	47.00	513
33868	1	104,868	0.01	8,350	358	70.00	30.00	506
33875	1	133,919	0.01	8,500	359	89.93	49.00	590
33881	3	322,372	0.02	7,953	359	86.45	42.27	617
33896	1	109,899	0.01	6,400	359	69.62	53.00	551
33897	2	335,733	0.02	7,157	359	80.00	35.86	543
33898	1	71,158	0.00	10,150	239	75.00	21.00	548
33901	1	147,713	0.01	6,150	358	80.00	37.00	676
33903	1	74,944	0.00	7,450	359	67.57	38.00	589
33904	3	763,321	0.05	8,867	359	95.75	42.27	647
33905	4	535,618	0.04	7,768	359	84.84	39.31	569
33908	1	233,543	0.02	6,600	359	85.00	48.00	682
33909	4	533,243	0.04	8,033	359	80.01	42.34	616
33912	5	1,113,151	0.07	7,494	359	80.39	43.03	620
33914	3	393,958	0.03	6,669	320	71.62	38.89	596
33916	2	161,905	0.01	8,670	359	90.00	35.10	612
33917	1	119,611	0.01	6,700	179	80.00	38.00	635
33936	3	415,944	0.03	7,844	359	91.20	35.84	587
33952	1	89,181	0.01	7,300	359	85.00	43.00	566
33955	1	91,938	0.01	7,950	359	80.00	38.00	581
33971	7	1,181,418	0.08	7,731	359	88.64	46.30	626
33972	1	167,281	0.01	7,725	359	90.00	49.00	538
33980	1	140,149	0.01	7,650	359	85.00	45.00	528
33981	1	113,550	0.01	6,500	359	80.00	18.00	668
33983	1	202,289	0.01	5,750	359	75.00	48.00	698
33990	1	170,022	0.01	7,450	359	83.00	42.00	584
33991	5	952,447	0.06	7,062	359	86.24	40.83	634
33993	7	1,394,084	0.09	7,668	359	85.01	41.67	611
34102	1	159,835	0.01	5,800	359	42.67	41.00	536
34103	1	275,343	0.02	6,350	359	68.90	40.00	644
34104	1	206,778	0.01	8,250	359	90.00	43.00	642
34105	1	213,646	0.01	9,550	359	95.00	41.00	652
34108	1	224,824	0.01	7,238	359	63.74	28.00	645
34109	1	155,932	0.01	10,050	359	65.00	31.00	502
34112	1	278,745	0.02	6,450	359	90.00	41.00	680
34113	3	502,114	0.03	7,016	357	83.60	27.59	575
34116	4	951,116	0.06	7,675	359	85.35	35.05	606
34117	1	359,256	0.02	7,900	357	90.00	33.00	612
34119	1	164,566	0.01	7,050	359	90.00	44.00	708
34120	7	1,624,217	0.11	7,400	359	77.96	37.11	587
34135	2	368,149	0.02	6,143	359	80.00	43.09	575
34203	1	97,540	0.01	8,400	359	80.00	45.00	585
34205	2	282,437	0.02	7,421	359	84.05	49.47	557
34207	1	125,904	0.01	7,350	359	70.00	37.00	559
34208	1	167,868	0.01	7,250	359	80.00	23.00	514
34221	1	79,962	0.01	9,700	359	80.00	47.00	555
34231	2	335,084	0.02	8,233	359	75.23	50.97	508
34232	2	394,745	0.03	8,199	359	78.19	36.62	626
34233	1	216,610	0.01	8,175	359	85.00	25.00	598

34237	2	245,789	0.02	7,752	359	85.02	35.61	640
34238	1	125,654	0.01	9,550	359	85.00	36.00	599
34243	1	148,907	0.01	8,350	359	59.60	55.00	517
34251	1	159,795	0.01	7,250	359	80.00	17.00	613
34266	2	179,778	0.01	7,344	306	76.48	26.78	621
34275	1	77,863	0.01	7,712	239	44.57	41.00	597
34286	3	428,364	0.03	7,899	359	89.99	10.00	716
34288	1	126,917	0.01	8,500	359	90.00	33.00	724
34293	1	172,411	0.01	9,250	359	75.00	48.00	540
34428	1	79,920	0.01	6,000	359	47.90	46.00	563
34446	1	214,801	0.01	6,375	359	76.79	19.00	637
34448	1	199,629	0.01	8,500	359	85.00	37.00	592
34453	1	68,687	0.00	7,000	358	80.00	45.00	553
34465	1	222,512	0.01	6,850	359	85.00	48.00	558
34472	3	318,968	0.02	8,437	359	86.96	46.00	611
34476	4	757,616	0.05	7,844	359	85.40	38.02	577
34480	1	112,886	0.01	5,950	359	83.09	31.00	601
34491	2	275,926	0.02	7,204	359	86.05	47.16	624
34602	1	223,564	0.01	8,200	357	80.00	35.00	502
34606	1	85,444	0.01	8,100	359	90.00	43.00	651
34608	4	504,666	0.03	7,571	359	78.79	30.07	621
34609	4	708,931	0.05	7,923	359	90.53	32.25	619
34613	1	90,192	0.01	8,600	358	70.00	47.00	500
34638	1	232,937	0.02	7,800	359	90.00	42.00	529
34639	2	640,105	0.04	8,307	359	87.43	27.00	658
34654	5	831,800	0.06	7,183	359	80.21	34.74	593
34655	1	177,690	0.01	8,400	359	70.00	51.00	547
34668	2	205,977	0.01	8,558	359	90.00	23.50	676
34669	1	182,960	0.01	7,350	359	89.98	48.00	710
34677	1	159,830	0.01	5,650	359	80.00	42.00	617
34683	1	187,036	0.01	6,650	359	79.82	35.00	685
34689	2	288,542	0.02	7,671	359	83.77	23.35	596
34691	2	331,770	0.02	8,005	359	87.59	37.83	646
34695	1	120,765	0.01	6,150	358	80.67	24.00	597
34711	6	968,665	0.06	8,167	359	81.36	43.70	579
34731	1	152,360	0.01	8,650	359	89.15	36.00	514
34734	2	261,366	0.02	6,566	359	86.97	34.54	699
34737	1	270,933	0.02	6,050	359	80.00	29.00	624
34741	1	148,411	0.01	8,550	359	90.00	38.00	540
34743	8	1,198,298	0.08	7,614	359	85.22	36.36	610
34744	5	767,826	0.05	8,184	359	90.76	37.57	641
34746	2	356,970	0.02	6,451	359	77.66	39.13	671
34747	1	291,839	0.02	8,950	359	81.82	27.00	603
34756	1	157,410	0.01	8,800	359	90.00	47.00	573
34758	6	954,489	0.06	7,876	359	79.32	41.45	588
34759	5	666,363	0.04	7,518	358	83.18	38.52	609
34760	1	237,320	0.02	7,400	359	95.00	27.00	630
34761	1	109,926	0.01	7,990	359	40.00	33.00	539
34769	2	222,319	0.01	7,096	359	70.57	35.25	568
34771	3	645,215	0.04	7,598	359	87.79	46.27	634
34772	4	823,033	0.05	7,096	359	83.19	42.52	613

34787	3	436,513	0.03	8,916	359	87.25	43.41	590
34788	3	592,695	0.04	7,466	359	77.82	44.87	595
34947	2	494,122	0.03	7,353	359	79.76	39.74	602
34950	1	95,067	0.01	7,850	358	85.00	11.00	525
34951	1	179,873	0.01	7,750	359	80.00	30.00	669
34952	2	279,149	0.02	8,454	359	91.07	38.36	576
34953	7	1,233,676	0.08	7,641	359	83.00	28.96	609
34972	2	223,796	0.01	7,930	359	82.41	37.84	568
34982	3	440,219	0.03	7,676	306	78.47	40.57	579
34983	1	183,859	0.01	7,350	359	80.00	42.00	646
34984	4	808,209	0.05	7,516	359	87.26	29.37	651
34986	1	202,354	0.01	7,650	359	90.00	37.00	602
34990	3	1,120,969	0.07	7,054	359	74.38	25.01	620
34997	1	179,883	0.01	8,150	359	90.00	29.00	561
35020	1	135,906	0.01	7,850	359	85.00	42.00	540
35042	1	73,160	0.00	9,000	359	75.00	26.00	581
35054	1	280,332	0.02	8,550	359	85.00	41.00	517
35064	1	66,263	0.00	8,950	359	85.00	4.00	581
35068	1	59,963	0.00	8,350	359	80.00	32.00	587
35094	2	171,244	0.01	7,395	359	92.58	28.73	602
35124	1	117,115	0.01	7,600	359	80.00	11.00	602
35228	1	72,603	0.00	8,200	359	83.51	38.00	530
35242	1	151,873	0.01	6,900	359	80.00	36.00	651
35404	1	98,938	0.01	8,350	359	90.00	42.00	534
35476	1	68,755	0.00	8,100	359	80.00	50.00	567
35563	1	164,709	0.01	8,950	359	80.00	46.00	547
35581	1	67,167	0.00	9,550	359	70.00	42.00	544
35601	1	68,058	0.00	8,450	359	69.99	29.00	545
35603	2	286,207	0.02	8,033	359	80.00	41.72	542
35613	1	63,557	0.00	7,450	179	85.00	44.00	640
35759	1	89,226	0.01	6,950	359	95.00	29.00	733
35806	1	301,597	0.02	9,350	359	85.00	45.00	550
35905	1	61,909	0.00	7,575	358	68.89	37.00	663
36067	1	74,545	0.00	8,300	358	80.00	15.00	557
36116	1	104,451	0.01	9,700	359	95.00	18.00	615
36203	1	89,025	0.01	6,850	359	90.00	35.00	663
36301	1	67,470	0.00	9,950	359	90.00	35.00	563
36541	1	72,159	0.00	8,350	358	85.00	38.00	587
36542	2	697,081	0.05	8,602	359	90.00	36.61	632
36575	2	193,090	0.01	8,821	359	85.03	36.53	539
36587	2	163,689	0.01	8,228	358	77.78	38.91	605
36618	1	89,952	0.01	9,100	359	90.00	45.00	569
36703	1	64,444	0.00	8,850	359	80.00	38.00	586
36804	1	66,367	0.00	9,400	359	80.00	48.00	579
37012	1	75,550	0.01	8,050	359	90.00	48.00	525
37013	5	778,636	0.05	7,423	359	88.44	40.63	569
37015	1	130,329	0.01	8,400	359	90.00	49.00	574
37022	1	69,328	0.00	7,950	359	75.00	39.00	572
37033	3	238,687	0.02	8,020	358	86.23	45.13	565
37043	1	129,909	0.01	7,800	359	51.79	44.00	564
37064	1	69,942	0.00	6,950	359	56.91	44.00	686

37076						171,368	0.01	7,349	359	88.43	26.83	607
37086						175,628	0.01	6,200	239	83.81	33.00	655
37087						242,230	0.02	8,471	359	90.00	40.64	582
37115						84,930	0.01	6,950	359	89.47	34.00	605
37128						285,355	0.02	8,576	359	85.98	42.10	585
37129						103,452	0.01	9,800	359	90.00	27.00	571
37130						74,326	0.00	8,137	359	85.00	27.00	654
37138						67,965	0.00	9,300	359	89.47	48.00	566
37148						76,757	0.01	8,850	359	80.00	26.00	584
37153						124,141	0.01	9,650	359	90.00	45.00	531
37172						237,439	0.02	8,095	359	90.00	41.48	528
37174						74,958	0.00	8,900	359	75.00	28.00	524
37190						170,650	0.01	8,430	359	84.05	38.22	545
37204						197,885	0.01	8,700	359	90.00	33.00	734
37206						80,947	0.01	8,125	359	90.00	33.00	601
37207						72,639	0.00	9,450	359	90.00	10.00	661
37208						99,692	0.01	8,687	359	95.00	42.00	588
37211						147,891	0.01	7,590	359	80.00	31.00	597
37214						143,919	0.01	8,850	359	80.00	32.00	507
37217						255,056	0.02	8,866	359	92.53	34.14	656
37218						95,944	0.01	8,700	359	80.00	39.00	631
37311						84,922	0.01	6,450	359	85.00	37.00	607
37323						110,146	0.01	9,553	359	95.00	35.00	584
37341						107,028	0.01	7,990	359	89.25	48.00	562
37343						235,118	0.02	7,305	359	87.87	47.15	614
37363						441,000	0.03	8,900	360	90.00	8.00	717
37404						197,351	0.01	7,585	358	82.47	46.96	517
37406						121,518	0.01	8,000	359	95.00	30.00	597
37412						99,944	0.01	8,913	359	89.29	47.00	668
37601						125,913	0.01	7,850	359	90.00	32.00	566
37616						67,787	0.00	8,975	357	70.00	43.00	521
37643						110,417	0.01	7,450	359	85.00	47.00	533
37656						75,887	0.01	7,500	358	80.00	32.00	586
37659						117,662	0.01	6,600	239	90.00	42.00	667
37690						63,546	0.00	8,750	356	75.00	53.00	529
37722						154,854	0.01	6,300	359	79.18	46.00	563
37804						118,892	0.01	6,500	359	85.00	46.00	694
37807						184,772	0.01	7,928	359	78.41	31.51	543
37830						95,925	0.01	7,250	359	60.00	52.00	540
37854						84,934	0.01	7,300	359	60.71	49.00	572
37863						157,305	0.01	8,050	359	90.00	17.00	693
37874						65,662	0.00	8,700	359	90.00	3.00	642
37890						247,425	0.02	5,600	356	88.75	43.00	646
37912						101,848	0.01	8,100	359	85.00	49.00	569
37918						64,466	0.00	9,100	359	75.00	35.00	507
37922						230,161	0.02	6,600	355	85.00	31.00	540
37923						133,105	0.01	7,700	359	90.00	39.00	609
38004						302,789	0.02	8,037	359	90.00	25.62	602
38011						226,645	0.02	7,900	359	90.00	15.00	588
38016						187,992	0.01	8,750	359	90.00	26.00	671
38023						121,529	0.01	8,850	359	80.00	50.00	512

38063	1	197,425	0.01	8,300	359	90.00	31.00	565
38104	1	145,699	0.01	7,850	359	90.00	42.00	541
38107	1	62,971	0.00	9,850	359	90.00	10.00	669
38112	2	132,478	0.01	9,032	359	87.27	38.27	590
38115	1	106,170	0.01	7,450	359	85.00	36.00	559
38118	4	308,009	0.02	8,453	359	86.77	38.43	589
38120	2	587,635	0.04	8,386	359	86.73	40.84	541
38128	2	207,843	0.01	8,288	359	91.28	40.63	574
38133	1	154,234	0.01	5,600	359	80.00	19.00	654
38141	1	108,843	0.01	9,200	359	90.00	35.00	557
38305	2	175,098	0.01	8,747	359	87.81	44.60	546
38401	2	193,792	0.01	9,264	358	90.00	36.63	556
38449	1	81,648	0.01	8,300	359	95.00	45.00	691
38464	1	62,972	0.00	9,900	359	90.00	36.00	569
38654	5	970,203	0.06	8,559	359	85.47	36.52	538
38843	1	112,414	0.01	7,375	359	90.00	38.00	615
39047	1	103,441	0.01	8,800	359	90.00	43.00	621
39056	1	101,943	0.01	8,900	359	85.00	26.00	534
39110	3	429,810	0.03	8,979	359	79.98	44.21	561
39157	2	177,254	0.01	8,960	358	87.92	48.58	549
39180	1	66,294	0.00	7,950	358	80.00	40.00	603
39204	1	77,843	0.01	7,600	359	95.00	40.00	599
39206	1	78,616	0.01	6,850	358	90.00	27.00	629
39208	2	214,346	0.01	7,867	359	87.40	28.33	618
39212	3	217,906	0.01	8,111	359	88.52	33.94	623
39402	1	155,877	0.01	7,200	359	80.00	24.00	648
39426	1	197,449	0.01	7,350	359	80.00	26.00	567
39465	1	76,420	0.01	9,200	358	90.00	26.00	532
39466	1	79,460	0.01	9,400	359	75.00	47.00	558
39475	1	79,947	0.01	8,075	359	83.33	15.00	594
39503	1	74,060	0.00	9,050	359	95.00	33.00	593
39507	1	84,739	0.01	7,300	179	85.00	29.00	637
39556	1	161,914	0.01	9,150	359	90.00	50.00	577
39564	3	304,577	0.02	7,634	359	86.07	26.58	559
40022	1	229,440	0.02	7,800	359	80.00	10.00	501
40031	1	189,452	0.01	7,262	359	80.00	7.00	652
40071	1	239,772	0.02	6,250	359	80.00	25.00	603
40165	1	162,225	0.01	7,325	359	85.00	46.00	550
40203	1	63,896	0.00	9,080	357	80.00	13.00	608
40204	2	268,279	0.02	7,019	359	76.79	35.79	618
40210	1	62,961	0.00	8,400	359	90.00	40.00	535
40211	1	69,257	0.00	8,350	359	70.00	34.00	524
40212	2	170,369	0.01	8,361	359	91.33	33.89	543
40215	2	176,123	0.01	6,935	359	84.47	47.34	586
40216	4	403,563	0.03	7,921	359	85.20	36.05	600
40219	1	101,645	0.01	9,050	359	90.00	36.00	573
40223	1	219,675	0.01	5,850	359	84.90	44.00	719
40242	1	198,197	0.01	5,850	359	80.00	31.00	630
40245	1	143,817	0.01	7,700	359	80.00	30.00	637
40258	1	99,409	0.01	6,450	359	82.92	48.00	655
40272	3	365,996	0.02	8,943	359	86.49	39.12	594

40291						691,358	0.05	7,236	359	82.02	37.10	626
40299		3				349,069	0.02	7,462	358	87.33	38.54	574
40356		1				73,309	0.00	8,850	359	90.00	4.00	607
40361		1				161,896	0.01	8,225	359	90.00	45.00	566
40391		1				92,720	0.01	6,763	359	80.00	43.00	629
40475		1				115,571	0.01	7,900	359	90.00	42.00	550
40484		2				154,890	0.01	7,773	359	87.23	26.39	631
40509		1				218,370	0.01	8,587	359	95.00	46.00	661
40515		1				81,554	0.01	8,900	359	80.00	39.00	521
40517		1				143,901	0.01	7,900	359	90.00	47.00	591
41003		1				84,437	0.01	8,050	358	95.00	44.00	645
41014		1				76,452	0.01	8,350	359	75.00	28.00	545
41015		1				79,142	0.01	7,588	359	90.00	27.00	594
41031		1				97,794	0.01	8,800	359	95.00	44.00	602
41035		1				105,308	0.01	6,700	359	85.00	38.00	590
41048		1				201,474	0.01	8,350	359	90.00	47.00	551
41051		1				110,324	0.01	7,875	359	79.42	49.00	588
41083		1				74,357	0.00	8,750	359	80.00	41.00	557
41091		1				127,913	0.01	7,950	359	80.00	30.00	514
41102		1				92,936	0.01	7,850	359	74.10	43.00	577
41519		1				99,662	0.01	6,600	359	95.00	47.00	712
42101		1				95,987	0.01	6,650	179	90.00	25.00	654
42103		1				193,400	0.01	6,950	359	80.00	39.00	633
42141		1				99,823	0.01	6,630	358	80.00	33.00	616
42164		1				81,860	0.01	9,525	359	90.00	47.00	554
42431		1				128,173	0.01	8,550	359	95.00	49.00	582
42629		1				92,664	0.01	8,475	359	79.93	34.00	628
42642		1				129,494	0.01	7,000	359	80.00	48.00	683
42701		1				74,952	0.00	8,275	359	81.52	24.00	568
42728		2				196,341	0.01	8,858	358	91.68	40.64	594
43015		1				292,875	0.02	8,250	358	85.00	23.00	524
43023		1				107,127	0.01	8,780	358	65.00	24.00	551
43026		1				106,839	0.01	7,550	358	84.25	24.00	584
43056		1				299,093	0.02	7,950	358	92.44	43.00	582
43065		1				89,680	0.01	8,700	354	90.00	33.00	564
43068		1				184,725	0.01	7,500	358	94.87	29.00	626
43078		1				61,040	0.00	8,800	358	90.00	29.00	561
43081		2				203,035	0.01	8,179	358	82.84	42.91	580
43102		1				75,564	0.01	9,150	358	58.46	46.00	506
43107		1				73,456	0.00	6,100	358	80.00	44.00	725
43113		1				94,503	0.01	9,150	178	60.51	31.00	516
43119		1				138,392	0.01	7,450	358	90.00	38.00	558
43123		1				147,378	0.01	7,450	358	90.00	49.00	569
43137		1				131,805	0.01	7,550	358	80.00	18.00	629
43162		1				118,637	0.01	7,900	358	90.00	39.00	543
43202		1				153,051	0.01	7,750	355	80.00	25.00	681
43203		3				343,483	0.02	8,472	357	88.28	40.66	588
43205		2				168,738	0.01	6,958	358	84.42	30.91	579
43207		2				213,981	0.01	7,386	312	86.88	48.07	626
43209		1				93,384	0.01	8,400	358	83.48	28.00	573
43211		1				67,417	0.00	8,450	358	90.00	47.00	665

43213	1	80,919	0.01	9,600	358	90.00	26.00	563
43219	2	155,098	0.01	8,176	358	86.09	36.30	570
43220	1	275,133	0.02	8,050	358	95.00	45.00	545
43223	1	63,881	0.00	6,350	358	80.00	35.00	603
43224	1	109,852	0.01	8,000	358	85.94	37.00	619
43229	1	142,876	0.01	7,250	358	90.00	34.00	615
43231	1	67,422	0.00	8,750	358	78.49	48.00	546
43232	2	169,044	0.01	6,850	357	79.91	30.01	607
43235	1	130,687	0.01	8,400	358	85.00	31.00	569
43320	1	87,887	0.01	8,250	358	80.00	38.00	549
43334	1	150,253	0.01	7,000	358	84.55	32.00	658
43341	1	108,557	0.01	8,150	357	80.00	31.00	586
43435	1	76,687	0.01	7,550	358	80.00	20.00	609
43440	1	92,590	0.01	7,450	357	80.00	31.00	573
43528	1	183,110	0.01	8,950	354	95.00	29.00	604
43532	1	121,766	0.01	6,200	358	79.79	25.00	778
43551	1	109,810	0.01	6,750	358	57.59	33.00	558
43560	1	305,240	0.02	9,530	355	90.00	44.00	529
43605	1	71,094	0.00	7,500	358	89.00	48.00	605
43606	1	106,243	0.01	7,550	358	95.00	28.00	596
43607	1	76,894	0.01	7,900	358	81.05	45.00	516
43608	1	70,208	0.00	6,500	357	78.22	22.00	543
43609	2	156,317	0.01	8,722	358	85.52	33.09	544
43611	1	85,808	0.01	7,600	357	78.18	27.00	525
43612	1	78,769	0.01	9,300	358	95.00	49.00	580
43613	1	89,478	0.01	7,950	358	80.00	31.00	512
43614	1	90,850	0.01	7,000	358	70.00	29.00	533
43701	1	79,884	0.01	7,650	358	72.73	38.00	533
43935	1	84,501	0.01	8,675	358	90.00	40.00	570
44001	2	295,223	0.02	7,767	358	84.32	44.26	631
44012	1	161,649	0.01	9,100	356	90.00	26.00	547
44024	1	248,852	0.02	7,825	358	81.44	14.00	562
44035	1	61,891	0.00	6,650	358	74.70	53.00	605
44044	1	103,344	0.01	7,450	358	90.00	30.00	535
44060	1	157,272	0.01	7,650	358	90.00	32.00	517
44070	2	380,259	0.03	7,220	358	84.86	44.60	593
44077	3	347,791	0.02	7,517	358	77.75	37.58	540
44087	2	229,446	0.02	7,382	358	78.85	35.30	603
44090	1	141,827	0.01	6,200	358	86.12	50.00	632
44095	2	237,653	0.02	7,625	358	83.97	33.50	559
44102	11	780,188	0.05	7,917	357	81.43	37.37	611
44103	2	280,434	0.02	8,164	358	77.60	40.74	559
44104	5	344,390	0.02	8,627	358	82.66	37.59	562
44105	8	547,841	0.04	7,918	324	86.15	38.66	624
44106	2	128,310	0.01	7,756	357	79.67	39.25	644
44108	7	561,979	0.04	8,304	358	89.36	40.40	618
44109	4	308,932	0.02	8,186	358	83.57	37.67	569
44110	3	262,856	0.02	7,552	358	85.11	44.66	578
44111	6	580,805	0.04	6,665	343	81.61	41.06	625
44112	7	570,586	0.04	7,736	358	89.98	40.89	660
44113	3	265,981	0.02	9,501	358	81.56	22.95	640

44117	1	97,013	0.01	7.775	358	78.66	46.00	530
44118	4	570,176	0.04	7.478	357	82.25	39.75	640
44119	1	87,197	0.01	8.650	358	90.00	38.00	614
44120	3	245,439	0.02	7.566	358	87.01	31.60	611
44121	1	71,153	0.00	7.950	358	95.00	28.00	665
44122	1	335,482	0.02	7.600	358	80.00	47.00	603
44123	2	223,982	0.01	7.763	358	85.42	45.29	543
44125	1	85,073	0.01	7.500	358	77.45	21.00	631
44127	1	83,574	0.01	7.450	358	90.00	28.00	635
44128	2	145,011	0.01	7.014	271	79.57	32.67	571
44130	1	106,196	0.01	6.200	358	80.00	33.00	568
44135	2	163,513	0.01	7.631	358	90.00	44.34	624
44137	4	410,610	0.03	7.711	358	88.86	40.69	586
44138	1	156,948	0.01	6.200	358	85.00	38.00	617
44144	1	79,831	0.01	7.800	357	80.00	41.00	526
44146	1	73,356	0.00	8.150	357	75.00	37.00	512
44201	1	94,893	0.01	8.850	358	95.00	45.00	596
44212	3	657,875	0.04	8.648	358	86.71	47.10	568
44221	2	193,343	0.01	7.959	314	84.69	35.63	565
44240	2	342,980	0.02	8.479	358	79.74	47.43	591
44256	1	103,391	0.01	9.225	358	90.00	42.00	560
44260	2	209,383	0.01	7.121	307	74.81	31.58	573
44280	2	387,188	0.03	7.490	330	85.32	45.19	562
44301	1	75,893	0.01	7.800	358	80.00	19.00	530
44302	1	84,956	0.01	8.950	358	90.00	49.00	553
44303	1	61,567	0.00	8.000	358	90.00	20.00	726
44305	2	148,390	0.01	9.086	358	87.97	42.38	574
44306	1	70,870	0.00	7.550	358	85.00	40.00	644
44307	3	213,226	0.01	8.463	358	87.04	37.73	566
44310	1	76,368	0.01	7.800	358	95.00	19.00	600
44312	1	77,882	0.01	7.400	358	75.00	44.00	561
44314	2	163,623	0.01	8.305	358	90.00	38.61	559
44319	1	63,705	0.00	11.100	358	75.00	25.00	526
44320	1	64,422	0.00	8.500	358	78.66	28.00	569
44405	1	77,467	0.01	8.950	358	90.00	23.00	667
44423	1	106,262	0.01	8.200	358	80.00	38.00	512
44471	1	59,926	0.00	8.400	358	80.00	24.00	560
44504	1	62,309	0.00	7.600	358	80.00	32.00	523
44505	1	107,875	0.01	8.950	358	90.00	34.00	555
44514	1	132,069	0.01	6.700	358	90.00	37.00	631
44601	1	107,803	0.01	7.100	358	90.00	47.00	560
44618	1	111,338	0.01	8.300	358	90.00	22.00	527
44637	1	163,696	0.01	7.950	358	80.00	45.00	581
44647	2	182,690	0.01	7.711	358	85.98	37.51	585
44667	1	125,791	0.01	6.950	358	77.30	39.00	550
44685	1	64,382	0.00	6.450	358	67.19	37.00	656
44703	1	116,853	0.01	8.350	358	90.00	36.00	548
44706	1	102,955	0.01	8.650	356	80.00	34.00	513
44707	1	71,237	0.00	7.400	357	70.00	45.00	585
44708	1	103,360	0.01	7.975	358	90.00	32.00	551
44709	1	107,725	0.01	7.900	358	78.32	36.00	550

44833	1	61,514	0.00	7,800	358	80.00	16.00	651
44875	1	83,475	0.01	7,150	178	71.19	34.00	595
44902	1	67,037	0.00	7,750	358	85.00	39.00	576
45005	3	325,771	0.02	8,187	358	85.77	43.60	562
45011	2	267,834	0.02	8,470	357	91.31	44.85	549
45140	1	112,380	0.01	9,150	358	90.00	35.00	531
45150	2	201,285	0.01	7,845	358	87.25	27.25	631
45162	1	147,757	0.01	7,000	358	65.78	28.00	535
45169	1	71,053	0.00	10,000	178	65.00	26.00	501
45177	1	147,805	0.01	8,100	358	80.00	50.00	526
45205	4	292,387	0.02	8,480	330	83.57	37.61	576
45211	1	112,668	0.01	8,700	358	80.00	47.00	580
45213	1	76,881	0.01	7,300	358	71.96	35.00	590
45219	2	139,968	0.01	8,024	357	82.57	44.46	607
45220	1	61,994	0.00	8,850	357	90.00	17.00	603
45223	1	79,770	0.01	7,700	356	80.00	49.00	574
45224	1	78,004	0.01	8,150	356	90.00	25.00	517
45229	1	313,629	0.02	6,750	355	90.00	50.00	584
45231	2	250,216	0.02	8,227	358	90.92	35.60	590
45237	2	206,649	0.01	6,891	358	82.88	26.50	573
45240	1	101,864	0.01	8,050	358	85.00	41.00	525
45248	1	88,253	0.01	9,000	358	95.00	48.00	633
45320	1	72,174	0.00	9,200	358	85.00	22.00	504
45331	2	195,816	0.01	8,760	357	93.23	43.17	555
45335	1	67,883	0.00	6,750	358	85.00	41.00	654
45342	1	136,594	0.01	7,450	358	90.00	29.00	550
45344	1	80,881	0.01	7,650	358	64.80	52.00	523
45356	1	74,287	0.00	7,400	358	80.00	22.00	801
45371	1	118,330	0.01	7,700	358	75.00	34.00	557
45373	1	134,801	0.01	7,550	358	90.00	34.00	516
45385	1	64,498	0.00	7,200	358	85.00	23.00	639
45404	1	72,702	0.00	8,000	358	80.00	40.00	586
45405	1	80,764	0.01	7,650	356	90.00	29.00	527
45406	1	85,117	0.01	7,550	354	90.00	48.00	582
45410	1	79,089	0.01	7,800	358	90.00	37.00	510
45414	1	90,127	0.01	7,950	358	95.00	41.00	593
45415	1	114,262	0.01	8,550	358	80.00	37.00	534
45424	2	194,147	0.01	8,250	358	81.58	38.62	522
45458	1	161,188	0.01	7,050	357	80.00	35.00	529
45638	1	63,778	0.00	8,300	357	90.00	49.00	514
45692	1	85,409	0.01	9,150	358	90.00	41.00	504
45771	1	83,392	0.01	7,600	355	90.00	48.00	579
45801	1	71,920	0.00	8,950	358	90.00	27.00	541
45805	1	98,854	0.01	7,550	358	90.00	41.00	543
45840	1	85,371	0.01	7,450	358	94.89	35.00	601
45873	1	195,687	0.01	7,150	358	81.67	41.00	597
45896	1	170,690	0.01	8,550	357	90.00	49.00	524
46001	1	73,756	0.00	8,550	359	90.00	45.00	553
46011	1	63,919	0.00	8,300	358	80.00	38.00	523
46012	2	235,593	0.02	7,603	358	80.00	38.74	527
46038	1	119,889	0.01	6,400	359	80.00	32.00	648

46040	1	204,831	0.01	6,980	359	71.93	46.00	571
46050	1	70,949	0.00	7,675	359	88.75	21.00	505
46060	3	367,675	0.02	7,167	359	84.45	37.88	627
46062	1	139,794	0.01	8,050	359	95.00	49.00	586
46064	1	122,893	0.01	6,700	359	87.86	22.00	660
46107	2	192,449	0.01	7,249	359	90.00	25.38	571
46123	1	105,244	0.01	9,100	359	90.00	37.00	553
46131	1	115,738	0.01	7,450	359	80.00	44.00	662
46140	2	274,027	0.02	7,060	359	78.43	40.71	607
46142	1	156,527	0.01	7,000	359	95.00	44.00	673
46143	1	166,398	0.01	8,450	359	90.00	32.00	667
46151	2	284,215	0.02	8,219	359	90.00	39.42	570
46164	1	136,723	0.01	8,850	359	90.00	38.00	507
46168	1	163,934	0.01	7,750	359	85.00	49.00	554
46184	1	67,563	0.00	9,050	359	89.99	28.00	630
46201	8	558,942	0.04	7,752	359	89.39	39.48	638
46202	2	362,666	0.02	8,023	357	91.76	45.29	653
46203	6	393,797	0.03	8,342	359	88.54	36.47	641
46205	2	181,962	0.01	8,379	359	86.98	35.00	565
46208	5	376,101	0.03	8,080	359	86.14	40.90	639
46218	8	584,183	0.04	8,112	358	90.00	27.17	607
46219	3	282,847	0.02	7,535	358	91.29	32.57	628
46222	3	203,134	0.01	7,811	358	90.00	42.03	633
46224	3	344,156	0.02	7,771	359	93.89	39.61	607
46225	1	79,151	0.01	8,350	359	90.00	43.00	729
46226	4	397,817	0.03	7,908	359	87.91	38.02	593
46227	3	380,375	0.03	8,443	359	90.00	38.96	605
46228	4	440,481	0.03	7,956	359	82.09	24.62	579
46231	1	103,897	0.01	9,350	359	90.00	49.00	511
46235	4	272,431	0.02	8,231	359	90.00	37.05	600
46236	1	99,916	0.01	6,850	359	76.92	44.00	634
46239	1	145,243	0.01	7,550	359	95.00	40.00	748
46240	1	143,916	0.01	8,700	359	90.00	38.00	672
46241	3	211,323	0.01	8,397	359	92.07	40.46	583
46254	2	198,667	0.01	8,035	359	92.51	23.11	659
46268	1	94,320	0.01	6,800	359	80.00	33.00	700
46304	1	123,662	0.01	7,700	359	90.00	34.00	570
46307	1	175,421	0.01	9,900	359	90.00	47.00	572
46311	1	351,583	0.02	6,200	359	80.00	50.00	604
46323	1	106,126	0.01	7,800	359	90.00	36.00	595
46327	2	186,184	0.01	8,367	359	89.15	42.24	590
46341	2	233,846	0.02	8,137	359	84.41	47.00	594
46350	3	532,821	0.04	7,417	359	85.01	38.04	620
46356	1	159,997	0.01	6,550	359	85.00	47.00	581
46360	1	103,211	0.01	7,850	356	90.00	50.00	550
46368	1	112,917	0.01	7,550	359	92.62	28.00	741
46404	3	241,990	0.02	8,133	359	85.24	35.47	584
46405	1	92,979	0.01	8,150	359	80.00	43.00	529
46408	2	157,971	0.01	7,683	357	84.53	38.55	659
46410	7	743,946	0.05	8,268	359	86.40	39.42	544
46514	1	113,373	0.01	6,550	359	85.00	24.00	611

46530	1	167,879	0.01	7,650	359	80.00	27.00	640
46544	2	153,787	0.01	7,593	359	90.00	29.19	677
46550	1	172,709	0.01	9,150	359	90.00	33.00	533
46574	1	62,963	0.00	8,600	359	90.00	20.00	562
46613	3	220,369	0.01	8,673	359	90.00	36.82	645
46614	2	148,657	0.01	8,458	359	92.46	20.15	672
46615	1	73,745	0.00	7,450	359	90.00	37.00	571
46616	1	62,959	0.00	8,200	359	90.00	32.00	639
46619	1	65,656	0.00	8,050	359	90.00	40.00	565
46628	2	124,319	0.01	8,194	359	88.23	23.47	588
46784	1	199,867	0.01	8,050	359	80.00	37.00	507
46805	1	62,962	0.00	8,550	359	90.00	28.00	655
46815	1	105,299	0.01	6,200	359	85.00	38.00	587
46816	1	73,900	0.00	7,950	359	85.00	33.00	520
46835	1	93,942	0.01	8,425	359	84.68	36.00	531
46845	1	74,207	0.00	8,700	359	75.00	33.00	522
46901	2	167,862	0.01	7,091	359	82.02	28.69	587
46902	1	68,626	0.00	6,900	357	80.00	42.00	547
46928	1	83,377	0.01	7,350	358	95.00	43.00	623
46953	1	61,159	0.00	8,050	359	90.00	33.00	559
47001	1	165,511	0.01	9,100	359	90.00	46.00	578
47020	1	119,934	0.01	8,960	359	80.00	34.00	503
47102	1	67,956	0.00	8,200	359	82.93	23.00	702
47130	1	98,601	0.01	7,450	359	77.09	35.00	517
47150	3	280,287	0.02	7,635	358	83.79	36.11	578
47167	1	104,238	0.01	8,600	359	70.00	28.00	582
47201	1	75,135	0.01	6,750	359	80.00	28.00	555
47265	2	299,178	0.02	7,507	359	87.52	11.72	566
47274	1	121,052	0.01	8,550	359	95.00	38.00	626
47302	1	62,503	0.00	7,400	359	90.00	45.00	600
47303	1	130,432	0.01	9,200	359	90.00	40.00	668
47320	1	67,462	0.00	8,900	359	90.00	50.00	573
47374	2	153,551	0.01	7,965	359	81.39	29.57	575
47874	1	186,205	0.01	9,350	359	90.00	48.00	574
47909	1	85,526	0.01	6,700	359	80.00	42.00	621
47951	1	98,940	0.01	8,475	359	90.00	38.00	505
47995	1	75,055	0.01	6,350	359	68.30	22.00	644
48001	1	89,935	0.01	7,650	359	69.23	33.00	560
48015	2	239,601	0.02	8,372	359	93.17	43.14	559
48017	1	189,465	0.01	7,700	359	80.00	40.00	632
48021	2	224,452	0.01	8,418	359	90.00	42.14	636
48025	1	265,823	0.02	8,050	359	95.00	43.00	620
48026	1	92,100	0.01	9,000	359	95.00	42.00	583
48030	1	96,930	0.01	7,625	359	92.38	33.00	602
48034	3	474,586	0.03	8,125	359	83.13	42.24	618
48035	3	375,242	0.03	7,930	359	79.30	37.45	609
48042	1	248,714	0.02	7,475	359	95.00	43.00	686
48043	1	109,178	0.01	8,100	359	95.00	41.00	582
48044	1	169,453	0.01	6,700	359	80.00	46.00	644
48047	3	565,229	0.04	8,148	359	87.84	35.96	603
48051	1	288,770	0.02	7,150	359	85.00	45.00	573

48060	2	243,561	0.02	9,563	359	76.31	34.66	572
48066	1	91,932	0.01	7,500	359	80.00	43.00	544
48071	1	140,329	0.01	9,350	359	90.00	47.00	517
48072	1	97,425	0.01	7,350	359	73.58	25.00	549
48073	3	504,655	0.03	6,888	359	82.73	39.10	606
48075	1	153,866	0.01	6,700	359	80.00	35.00	627
48089	2	216,113	0.01	8,290	359	80.71	41.00	603
48091	2	229,356	0.02	8,343	359	90.00	32.62	551
48093	2	246,827	0.02	7,813	359	70.46	41.91	557
48097	1	87,130	0.01	8,500	359	95.00	31.00	588
48101	1	154,696	0.01	8,000	359	90.00	44.00	574
48105	1	213,604	0.01	7,900	359	95.00	41.00	569
48111	1	237,500	0.02	8,450	360	95.00	41.00	716
48122	1	97,032	0.01	7,850	358	90.00	32.00	533
48125	2	244,845	0.02	8,319	359	84.10	37.78	532
48126	9	1,326,012	0.09	8,220	346	88.75	36.27	608
48134	1	139,296	0.01	7,600	358	90.00	43.00	551
48135	1	104,911	0.01	6,850	359	75.00	54.00	586
48141	4	318,749	0.02	8,359	359	84.35	41.45	558
48146	5	496,016	0.03	6,836	359	81.99	43.28	648
48150	1	152,687	0.01	7,950	357	94.44	33.00	579
48154	2	295,515	0.02	8,342	359	85.27	45.58	601
48161	2	231,705	0.02	9,597	359	80.44	41.31	559
48164	3	596,265	0.04	7,595	359	92.15	43.23	596
48166	1	152,886	0.01	7,500	359	85.00	23.00	563
48167	1	227,877	0.02	9,050	359	95.00	11.00	709
48169	1	190,213	0.01	5,950	356	85.00	45.00	584
48180	7	769,663	0.05	8,469	359	88.69	38.14	614
48183	1	193,170	0.01	6,850	358	90.00	41.00	569
48184	1	191,448	0.01	7,150	359	84.04	46.00	533
48185	1	206,935	0.01	7,150	359	95.00	36.00	675
48186	3	485,578	0.03	8,278	359	91.71	37.49	571
48187	1	251,348	0.02	9,200	357	95.00	45.00	610
48192	4	486,644	0.03	8,393	359	83.92	36.83	625
48195	2	195,127	0.01	6,745	359	87.27	40.56	668
48197	2	549,267	0.04	7,804	359	92.46	46.01	601
48202	1	176,599	0.01	8,800	359	95.00	31.00	586
48203	3	206,259	0.01	8,050	359	88.27	43.42	610
48204	5	374,417	0.02	8,740	359	84.50	25.76	593
48205	15	1,245,322	0.08	8,226	359	88.29	38.69	612
48206	2	198,374	0.01	8,284	359	85.49	40.78	638
48207	1	188,710	0.01	6,850	359	95.00	46.00	710
48209	4	291,268	0.02	8,674	359	89.79	35.05	637
48210	6	429,748	0.03	8,641	358	86.82	34.11	597
48212	1	67,114	0.00	9,050	359	85.00	21.00	602
48213	1	67,956	0.00	8,200	359	80.00	32.00	647
48214	1	158,923	0.01	9,600	359	75.00	28.00	536
48215	2	181,384	0.01	8,322	359	83.58	31.27	620
48216	1	146,450	0.01	6,750	359	80.00	45.00	619
48219	13	1,299,205	0.09	8,234	359	84.17	41.83	580
48221	7	857,182	0.06	8,544	359	90.78	44.82	599

48223	3	346,034	0.02	8,345	320	70.95	41.08	603
48224	11	1,035,500	0.07	8,051	359	85.30	39.55	583
48227	10	941,502	0.06	8,406	359	85.12	32.17	570
48228	13	1,193,248	0.08	8,427	359	90.79	31.93	621
48229	1	84,537	0.01	7,475	359	49.00	49.00	576
48230	1	419,753	0.03	8,650	359	80.00	41.00	512
48234	9	644,324	0.04	8,174	359	86.82	36.19	617
48235	16	1,602,183	0.11	8,190	359	88.36	41.60	589
48236	3	584,867	0.04	8,136	359	78.07	30.93	610
48237	4	420,187	0.03	7,655	359	77.95	39.59	587
48238	7	583,873	0.04	7,811	359	83.12	39.98	581
48239	2	250,089	0.02	9,129	358	88.77	47.42	527
48240	3	305,198	0.02	8,119	359	83.78	42.90	558
48307	1	211,330	0.01	7,100	359	75.00	54.00	535
48310	1	197,998	0.01	9,300	359	90.00	40.00	566
48312	2	306,786	0.02	7,823	359	82.24	32.46	604
48313	2	399,981	0.03	8,003	359	92.72	48.37	578
48314	1	314,202	0.02	6,250	359	85.00	44.00	594
48315	1	280,832	0.02	8,550	359	83.88	26.00	607
48317	1	158,260	0.01	6,600	359	90.00	29.00	685
48320	1	161,889	0.01	7,900	359	87.57	36.00	542
48322	2	332,506	0.02	8,734	359	77.23	49.00	571
48327	2	321,012	0.02	7,646	359	86.88	47.38	622
48328	1	103,907	0.01	6,550	359	69.33	39.00	639
48329	3	468,802	0.03	8,110	359	85.64	42.21	598
48334	1	401,067	0.03	9,850	359	75.00	49.00	555
48340	1	130,405	0.01	7,600	359	90.00	34.00	578
48341	4	450,411	0.03	8,313	359	87.45	32.36	570
48342	2	176,394	0.01	8,543	359	84.33	37.80	553
48357	1	452,191	0.03	9,000	355	84.45	50.00	545
48360	1	175,893	0.01	8,500	359	76.52	38.00	502
48371	1	166,024	0.01	7,375	359	95.00	50.00	600
48381	1	246,864	0.02	8,950	359	95.00	45.00	689
48386	2	325,651	0.02	7,349	359	87.21	41.00	572
48420	3	369,408	0.02	7,559	357	89.87	40.39	668
48421	1	265,289	0.02	7,150	359	90.00	36.00	667
48423	1	143,796	0.01	6,750	359	80.00	37.00	680
48433	2	220,252	0.01	7,063	359	90.00	44.08	656
48439	2	417,631	0.03	7,731	358	93.21	37.21	566
48442	1	113,322	0.01	7,850	359	87.23	15.00	565
48458	1	67,468	0.00	9,700	359	75.00	30.00	529
48462	1	87,870	0.01	7,530	358	76.52	42.00	588
48504	3	247,339	0.02	7,437	359	89.13	34.02	591
48507	1	59,957	0.00	7,650	359	75.00	34.00	561
48519	1	97,684	0.01	7,950	359	85.00	41.00	555
48529	1	75,148	0.01	5,850	359	85.00	48.00	753
48602	4	601,308	0.04	7,033	359	87.62	40.61	607
48603	1	271,827	0.02	8,250	359	80.00	50.00	531
48612	1	91,730	0.01	7,350	359	90.00	39.00	601
48624	1	93,546	0.01	8,750	359	79.66	26.00	563
48625	1	72,579	0.00	5,950	357	80.00	31.00	607

48706	1	84,779	0.01	7,650	359	84.00	42.00	565
48708	1	71,060	0.00	8,900	359	90.00	43.00	545
48809	1	85,430	0.01	6,980	359	90.00	26.00	569
48813	1	93,934	0.01	7,800	359	94.95	35.00	600
48819	1	106,307	0.01	6,700	359	70.00	49.00	549
48823	1	96,717	0.01	6,750	359	80.00	27.00	615
48827	2	356,639	0.02	7,614	359	85.88	43.29	654
48836	1	215,218	0.01	7,600	359	77.06	35.00	657
48838	1	129,915	0.01	8,100	359	89.66	40.00	502
48843	1	499,497	0.03	5,950	359	78.13	49.00	553
48871	1	71,972	0.00	10,650	359	60.50	43.00	557
48888	1	88,140	0.01	7,900	359	90.00	29.00	556
48906	6	518,483	0.03	8,324	359	87.94	42.02	564
48910	1	76,448	0.01	7,900	359	90.00	46.00	653
48911	3	293,631	0.02	7,603	300	80.78	31.36	553
48912	3	270,446	0.02	8,907	359	86.99	29.89	641
48933	1	100,723	0.01	7,350	359	90.00	16.00	694
49001	1	121,333	0.01	7,900	358	90.00	41.00	543
49004	1	68,956	0.00	8,300	359	44.52	24.00	575
49015	1	156,657	0.01	6,450	359	80.00	36.00	633
49017	1	74,554	0.00	8,250	358	79.41	48.00	504
49022	1	80,454	0.01	8,800	359	64.40	30.00	511
49024	1	94,916	0.01	6,600	359	52.78	28.00	580
49036	1	114,716	0.01	7,600	359	80.00	45.00	624
49038	1	75,603	0.01	8,350	359	85.00	41.00	525
49047	1	184,894	0.01	8,750	359	84.09	49.00	567
49048	1	87,155	0.01	9,300	359	64.59	53.00	567
49058	1	143,930	0.01	9,550	359	90.00	22.00	575
49068	1	70,161	0.00	8,900	359	90.00	36.00	537
49079	1	94,426	0.01	7,225	359	90.00	30.00	603
49085	2	159,244	0.01	8,540	359	85.76	33.61	635
49088	1	152,150	0.01	10,500	360	85.00	47.00	549
49090	1	127,405	0.01	7,500	359	75.00	44.00	531
49091	2	281,979	0.02	7,131	359	86.54	37.38	577
49120	1	69,955	0.00	8,350	359	90.00	7.00	625
49128	1	112,699	0.01	8,100	356	94.96	42.00	602
49201	4	685,240	0.05	8,074	359	88.02	40.82	575
49202	2	162,778	0.01	8,689	359	74.32	42.02	556
49203	4	333,973	0.02	7,984	359	85.63	37.47	639
49221	2	176,273	0.01	7,694	359	82.31	46.78	601
49224	1	96,927	0.01	7,400	359	86.61	48.00	543
49237	1	67,882	0.00	8,750	357	59.03	53.00	590
49247	1	101,325	0.01	8,800	357	70.00	34.00	554
49267	1	209,828	0.01	6,990	359	75.00	40.00	548
49272	2	220,111	0.01	6,781	359	70.21	39.65	599
49286	1	123,083	0.01	6,250	359	80.00	41.00	648
49307	1	123,912	0.01	7,750	359	80.00	20.00	570
49319	1	79,757	0.01	9,025	359	60.00	28.00	585
49321	1	104,514	0.01	7,000	359	76.47	36.00	594
49327	1	60,963	0.00	8,550	359	67.78	27.00	580
49328	1	107,829	0.01	7,200	358	80.00	33.00	621

49331	1	247,373	0.02	9.300	359	90.00	45.00	557
49337	1	101,815	0.01	8.550	357	85.00	50.00	584
49404	1	103,914	0.01	6.950	359	80.00	42.00	518
49415	1	69,939	0.00	6.700	359	51.09	31.00	553
49418	2	271,761	0.02	6.655	359	80.00	30.96	651
49420	1	81,397	0.01	8.150	359	90.00	43.00	565
49423	2	215,693	0.01	8.034	359	89.32	39.22	649
49426	1	125,993	0.01	6.875	359	80.00	45.00	698
49428	3	437,919	0.03	7.415	359	86.84	40.79	574
49431	1	102,313	0.01	6.800	359	80.00	36.00	636
49441	3	311,650	0.02	8.246	359	85.13	34.32	588
49442	2	150,859	0.01	8.551	359	92.67	35.86	552
49444	2	226,019	0.02	7.124	359	83.10	41.72	624
49448	1	123,134	0.01	9.100	359	80.00	42.00	546
49450	1	62,071	0.00	7.800	356	75.00	42.00	606
49460	1	119,049	0.01	8.300	358	80.00	49.00	543
49461	1	99,872	0.01	8.250	358	80.00	40.00	500
49464	1	229,349	0.02	8.100	359	90.00	41.00	529
49503	1	76,414	0.01	5.350	359	76.12	42.00	687
49504	3	273,637	0.02	8.625	359	84.11	38.30	569
49505	3	273,047	0.02	7.584	359	84.49	38.41	574
49506	5	664,050	0.04	7.941	359	86.41	40.21	636
49507	10	869,931	0.06	8.033	359	86.31	30.65	622
49508	1	165,949	0.01	6.500	358	95.00	38.00	612
49509	3	324,628	0.02	7.385	359	91.35	27.72	629
49512	1	115,899	0.01	6.700	359	80.00	48.00	700
49519	1	118,674	0.01	8.250	359	95.00	49.00	592
49525	2	202,772	0.01	7.441	359	84.73	44.76	574
49544	2	234,546	0.02	8.123	359	84.72	42.45	568
49546	1	125,323	0.01	8.450	359	95.00	19.00	664
49548	5	493,384	0.03	7.798	359	87.79	39.11	598
49601	1	102,433	0.01	8.150	359	67.21	54.00	557
49620	1	95,940	0.01	8.350	359	80.00	43.00	588
49649	1	131,682	0.01	9.250	359	85.00	34.00	534
49684	1	108,946	0.01	7.650	359	95.00	27.00	673
49686	1	94,854	0.01	7.000	359	75.40	38.00	627
49688	1	97,422	0.01	7.150	359	75.00	43.00	563
49749	1	71,959	0.00	8.850	359	90.00	31.00	620
49829	1	71,776	0.00	8.450	359	90.00	18.00	699
49841	1	132,912	0.01	8.050	359	95.00	33.00	639
50036	1	82,959	0.01	9.500	359	89.25	48.00	568
50220	1	99,916	0.01	6.875	359	68.97	49.00	547
50310	1	125,945	0.01	10.050	359	90.00	40.00	542
50312	1	103,893	0.01	5.850	359	80.00	25.00	618
50315	3	260,575	0.02	8.734	359	86.32	31.74	657
50316	1	104,937	0.01	8.575	359	85.37	44.00	556
50317	2	173,708	0.01	9.167	359	87.04	26.16	582
50401	1	102,064	0.01	8.600	359	95.00	40.00	622
50613	1	133,375	0.01	8.850	359	85.00	38.00	525
50846	1	99,693	0.01	8.800	359	75.00	47.00	509
51338	1	74,659	0.00	9.000	359	90.00	35.00	500

51360	1	173,687	0.01	9,750	358	95.00	47.00	622
51401	1	83,648	0.01	8,350	359	90.00	35.00	598
51501	1	94,312	0.01	6,350	359	80.00	32.00	610
51503	1	123,934	0.01	9,100	359	74.25	49.00	531
51555	1	113,307	0.01	7,000	359	80.00	43.00	618
52037	1	111,893	0.01	6,200	359	80.00	44.00	677
52228	1	123,165	0.01	7,850	359	85.00	38.00	532
52241	1	135,411	0.01	8,100	359	87.42	45.00	656
52249	1	82,730	0.01	6,850	359	90.00	45.00	620
52253	1	85,440	0.01	6,300	359	80.00	37.00	641
52302	1	70,167	0.00	9,765	359	90.00	46.00	535
52339	1	85,934	0.01	7,350	359	74.98	45.00	613
52403	1	85,452	0.01	8,900	359	90.00	40.00	558
52404	1	94,444	0.01	8,650	359	90.00	46.00	578
52405	2	164,658	0.01	7,969	360	93.12	32.46	706
52721	1	75,149	0.01	7,900	359	80.00	27.00	518
52722	1	155,890	0.01	9,000	359	85.00	47.00	503
52772	1	77,843	0.01	7,600	359	95.00	49.00	642
52806	2	143,706	0.01	8,300	358	84.97	29.38	564
53014	1	73,559	0.00	8,950	359	80.00	45.00	500
53018	1	232,038	0.02	7,800	359	90.00	50.00	589
53022	1	295,735	0.02	6,550	359	84.57	42.00	586
53024	1	283,343	0.02	8,925	359	90.00	32.00	587
53029	1	213,645	0.01	9,500	359	94.79	39.00	614
53040	1	137,400	0.01	7,600	359	75.55	47.00	503
53050	1	121,434	0.01	9,050	359	90.00	43.00	571
53066	1	149,904	0.01	8,230	359	89.55	50.00	588
53072	1	383,819	0.03	9,700	359	80.00	48.00	552
53074	1	148,416	0.01	8,850	359	90.00	39.00	550
53081	1	96,237	0.01	8,100	359	90.00	21.00	547
53090	1	100,714	0.01	6,775	359	80.00	36.00	705
53092	1	611,493	0.04	6,950	359	90.00	47.00	650
53095	1	192,575	0.01	6,900	239	85.00	45.00	573
53103	1	147,871	0.01	6,675	359	80.00	50.00	615
53105	1	127,932	0.01	9,100	359	80.00	48.00	513
53110	2	282,187	0.02	8,094	359	85.67	42.92	561
53118	1	169,964	0.01	7,125	359	70.00	34.00	526
53120	1	139,871	0.01	6,400	359	80.00	36.00	582
53128	1	105,514	0.01	7,025	359	80.00	44.00	640
53140	1	98,547	0.01	9,050	359	85.00	44.00	543
53142	4	518,936	0.03	9,426	359	87.90	38.13	562
53143	1	111,831	0.01	7,150	359	80.00	42.00	504
53144	2	235,913	0.02	7,354	359	82.48	34.07	619
53149	1	161,775	0.01	8,550	359	90.00	36.00	503
53150	1	347,676	0.02	6,350	359	80.00	39.00	645
53151	1	75,954	0.01	8,550	359	54.29	25.00	548
53154	3	588,824	0.04	8,847	359	83.11	30.61	579
53157	1	149,512	0.01	8,650	359	85.00	45.00	533
53172	1	119,910	0.01	7,450	359	80.00	37.00	634
53181	1	132,100	0.01	8,800	359	85.00	40.00	527
53185	1	116,907	0.01	7,150	359	60.94	55.00	535

53186	1	206,489	0.01	7,450	358	80.00	46.00	692
53188	1	156,652	0.01	8,350	359	95.00	50.00	542
53189	1	212,371	0.01	8,500	359	85.00	32.00	635
53206	1	62,071	0.00	9,800	359	90.00	35.00	686
53208	1	89,946	0.01	8,550	359	90.00	45.00	616
53209	7	615,711	0.04	8,093	359	85.42	38.84	579
53210	4	443,450	0.03	8,957	359	82.24	43.85	581
53212	3	378,893	0.03	7,978	359	79.69	32.78	595
53213	1	112,443	0.01	9,350	359	90.00	45.00	536
53214	1	79,945	0.01	7,850	359	57.14	8.00	619
53215	3	294,510	0.02	7,757	359	80.69	27.84	587
53216	7	737,867	0.05	8,224	359	84.74	34.10	625
53218	6	602,007	0.04	8,477	359	91.67	35.91	589
53219	1	124,445	0.01	10,000	359	75.00	52.00	512
53220	1	119,864	0.01	8,850	358	86.96	37.00	560
53222	1	132,838	0.01	9,400	359	95.00	47.00	627
53224	1	179,022	0.01	10,100	359	90.00	39.00	522
53225	1	138,571	0.01	6,350	359	74.97	51.00	586
53227	1	174,854	0.01	6,900	359	62.72	43.00	598
53402	2	357,099	0.02	8,904	359	90.00	46.39	569
53403	1	110,196	0.01	9,550	359	90.00	45.00	694
53405	2	258,082	0.02	9,165	359	87.17	48.52	598
53511	1	121,423	0.01	8,300	359	90.00	35.00	569
53521	1	97,939	0.01	8,400	359	70.00	28.00	512
53523	1	125,912	0.01	7,825	359	79.25	35.00	564
53525	2	175,415	0.01	9,600	359	90.00	39.80	536
53531	1	125,904	0.01	7,350	359	89.36	43.00	650
53555	1	193,323	0.01	6,450	359	90.00	44.00	647
53559	1	134,020	0.01	8,600	359	90.00	48.00	504
53574	1	152,013	0.01	8,800	359	90.00	29.00	543
53575	1	223,111	0.01	10,500	359	90.00	48.00	574
53589	1	163,410	0.01	8,950	359	75.00	32.00	525
53590	1	137,491	0.01	7,150	359	80.00	46.00	648
53704	2	242,329	0.02	7,750	359	85.38	38.70	613
53705	1	187,830	0.01	6,500	359	80.00	47.00	646
53713	1	202,247	0.01	7,400	359	80.00	44.00	630
53714	2	291,741	0.02	8,522	359	80.00	31.91	692
53932	1	160,902	0.01	8,500	359	94.71	46.00	602
53963	1	87,689	0.01	7,800	359	90.00	46.00	589
54016	1	188,017	0.01	10,963	359	80.00	47.00	540
54020	1	255,786	0.02	6,900	359	80.00	49.00	622
54115	1	108,074	0.01	7,150	359	80.00	16.00	620
54165	1	100,377	0.01	8,450	358	75.00	46.00	551
54166	1	81,956	0.01	9,100	359	80.00	36.00	502
54303	4	498,220	0.03	8,430	359	91.34	39.53	629
54311	3	665,776	0.04	8,807	359	83.52	34.97	672
54409	1	67,883	0.00	8,800	357	80.00	25.00	569
54455	1	104,784	0.01	8,300	359	90.00	49.00	575
54501	1	64,970	0.00	9,800	359	62.50	25.00	558
54513	1	77,752	0.01	6,900	179	76.47	41.00	625
54520	1	219,384	0.01	8,400	359	80.00	46.00	637

54618	1	84,559	0.01	9,600	359	90.00	40.00	552
54636	1	123,168	0.01	8,050	359	85.00	36.00	547
54703	1	94,413	0.01	9,850	358	90.00	50.00	545
54822	1	151,015	0.01	8,300	359	90.00	44.00	602
54830	1	162,906	0.01	8,725	359	85.34	23.00	538
54853	1	107,947	0.01	9,550	359	90.00	36.00	548
54868	1	161,396	0.01	8,200	359	95.00	46.00	608
54880	1	84,550	0.01	8,925	360	95.00	12.00	738
54896	1	90,951	0.01	9,100	359	65.00	32.00	540
54902	2	186,167	0.01	7,772	359	84.20	41.46	642
54915	2	328,928	0.02	8,075	357	85.84	32.74	617
54921	1	71,039	0.00	10,200	358	90.00	43.00	537
54956	1	66,711	0.00	8,700	359	75.00	46.00	586
54981	1	59,946	0.00	6,550	359	57.14	29.00	550
54983	1	107,929	0.01	8,100	359	80.00	50.00	560
55016	1	214,044	0.01	7,600	359	85.00	49.00	565
55021	1	113,621	0.01	7,600	359	80.00	47.00	623
55025	1	76,000	0.01	8,900	360	100.00	42.00	659
55038	1	192,734	0.01	8,550	359	95.00	45.00	585
55044	1	295,764	0.02	7,150	359	80.00	35.00	530
55056	1	184,356	0.01	9,350	359	85.00	30.00	530
55075	2	510,544	0.03	7,955	359	86.43	38.71	601
55076	2	322,701	0.02	7,971	358	84.64	40.78	622
55077	1	315,673	0.02	5,800	359	80.00	45.00	657
55101	3	460,667	0.03	7,643	359	83.32	41.25	653
55103	1	151,132	0.01	9,900	359	90.00	22.00	592
55104	1	132,685	0.01	9,550	359	75.00	30.00	542
55105	1	105,381	0.01	8,900	359	80.00	48.00	570
55106	2	326,958	0.02	7,338	359	81.79	38.45	661
55107	1	102,920	0.01	7,250	359	89.57	41.00	601
55110	2	395,819	0.03	6,901	359	73.62	50.36	555
55112	1	318,739	0.02	7,000	359	79.75	23.00	591
55113	1	210,154	0.01	7,200	359	80.00	48.00	686
55115	1	224,886	0.01	9,350	359	90.00	20.00	617
55117	5	707,552	0.05	8,299	359	85.50	33.76	583
55118	1	193,415	0.01	6,200	359	80.00	49.00	629
55119	1	143,894	0.01	7,550	359	74.23	27.00	606
55122	1	94,458	0.01	8,500	359	88.00	40.00	627
55125	2	557,430	0.04	6,676	359	85.49	44.74	680
55127	1	103,503	0.01	6,300	359	70.00	55.00	562
55303	3	1,030,894	0.07	8,709	359	89.31	39.95	565
55304	1	247,353	0.02	8,600	359	90.00	48.00	508
55306	1	71,800	0.00	8,950	360	100.00	48.00	620
55308	1	251,827	0.02	7,900	359	90.00	42.00	657
55309	2	348,838	0.02	7,516	359	85.65	39.65	633
55313	1	184,500	0.01	8,750	360	90.00	36.00	747
55315	1	219,793	0.01	6,300	359	58.67	32.00	573
55330	2	315,065	0.02	8,753	359	92.63	46.21	592
55337	1	200,639	0.01	7,100	359	80.00	48.00	664
55347	1	212,000	0.01	7,850	360	80.00	22.00	755
55354	1	243,823	0.02	7,600	359	80.00	44.00	644

55364	1	113,505	0.01	6.900	359	80.00	47.00	608
55369	1	228,523	0.02	6.750	359	80.00	49.00	668
55371	1	172,693	0.01	8.400	359	80.00	37.00	519
55372	2	485,555	0.03	8.031	359	69.07	20.63	625
55376	1	193,391	0.01	8.850	359	75.00	31.00	528
55378	3	1,398,700	0.09	7.533	359	86.70	30.38	566
55398	1	194,538	0.01	8.750	359	85.00	43.00	526
55401	1	224,758	0.01	5.600	359	90.00	37.00	691
55406	1	176,293	0.01	8.500	359	90.00	29.00	713
55407	1	171,850	0.01	6.700	359	80.00	37.00	692
55411	1	123,171	0.01	8.250	359	85.00	26.00	571
55412	1	136,990	0.01	7.250	360	95.00	24.00	813
55416	2	422,560	0.03	5.769	359	77.70	40.29	648
55418	1	179,911	0.01	9.500	359	80.00	46.00	533
55423	4	845,496	0.06	7.005	359	87.07	37.64	652
55427	1	327,749	0.02	7.350	359	80.00	30.00	598
55428	1	195,177	0.01	8.300	359	90.00	44.00	511
55429	3	522,331	0.03	7.436	359	86.65	44.74	626
55434	1	189,807	0.01	5.900	359	74.51	49.00	582
55438	1	149,504	0.01	8.225	359	80.00	48.00	629
55443	1	256,270	0.02	6.550	359	90.00	39.00	654
55447	1	229,790	0.02	6.450	359	80.00	49.00	620
55448	1	212,180	0.01	7.900	359	95.00	43.00	597
55720	1	73,902	0.00	8.200	359	85.00	29.00	609
55733	1	127,919	0.01	8.300	359	80.00	38.00	519
55795	1	76,444	0.01	7.600	359	75.00	46.00	603
55797	1	165,492	0.01	8.150	359	90.00	48.00	526
55808	1	71,959	0.00	8.800	359	80.00	50.00	513
55902	1	239,801	0.02	6.950	359	73.39	19.00	627
55927	1	122,776	0.01	8.550	359	90.00	46.00	561
55940	1	112,427	0.01	8.150	359	90.00	47.00	501
55951	1	95,134	0.01	7.850	359	85.00	47.00	545
55955	1	134,828	0.01	8.500	359	90.00	16.00	633
56003	1	93,459	0.01	8.100	359	80.00	31.00	630
56093	1	165,318	0.01	8.850	357	90.00	41.00	527
56303	2	275,427	0.02	8.705	359	85.20	43.57	700
56338	1	74,958	0.00	8.850	359	71.43	38.00	518
56377	2	290,358	0.02	8.429	359	85.42	36.99	606
56401	1	68,804	0.00	8.050	359	90.00	45.00	571
56443	1	134,899	0.01	7.450	359	68.53	49.00	574
56455	1	94,017	0.01	8.788	358	75.00	35.00	547
56511	2	301,236	0.02	7.714	359	74.86	20.65	658
56537	1	63,873	0.00	6.700	239	85.33	19.00	659
56560	1	123,668	0.01	8.050	359	90.00	31.00	676
57105	1	81,123	0.01	6.250	359	80.00	50.00	647
57340	1	73,156	0.00	8.537	359	52.29	55.00	554
57769	1	103,909	0.01	6.650	359	80.00	42.00	612
58059	1	147,695	0.01	7.950	359	90.00	26.00	575
58102	1	114,673	0.01	8.000	359	90.00	32.00	676
58103	1	110,327	0.01	8.050	359	80.00	23.00	639
58703	1	106,294	0.01	5.975	359	80.00	42.00	605

59101	1	105,826	0.01	9.500	238	75.00	45.00	513
59105	1	208,254	0.01	7.800	359	94.99	20.00	683
59404	1	87,934	0.01	7.450	359	80.00	43.00	632
59602	1	111,042	0.01	7.800	359	80.00	47.00	620
59846	1	201,207	0.01	6.200	359	74.59	50.00	662
59937	1	263,768	0.02	6.650	359	80.00	41.00	553
60004	1	170,790	0.01	7.990	359	95.00	43.00	675
60007	1	266,766	0.02	6.650	359	75.00	40.00	594
60008	1	199,393	0.01	9.100	359	95.00	42.00	624
60010	1	479,200	0.03	7.400	360	80.00	48.00	728
60013	2	421,735	0.03	7.549	359	90.28	40.30	609
60014	3	610,363	0.04	7.145	359	81.34	37.09	592
60016	3	623,134	0.04	7.490	359	88.79	43.53	633
60018	4	825,860	0.06	8.049	359	86.47	37.01	658
60021	1	543,522	0.04	6.650	359	80.00	49.00	596
60025	2	504,462	0.03	8.021	359	89.34	36.39	666
60026	1	445,199	0.03	7.963	359	90.00	14.00	631
60030	1	121,904	0.01	7.200	359	80.00	47.00	634
60041	1	151,063	0.01	6.500	359	80.00	44.00	690
60046	2	456,432	0.03	6.979	360	79.15	34.44	703
60047	2	375,575	0.03	7.830	358	80.00	37.60	599
60048	1	319,643	0.02	5.400	359	80.00	50.00	607
60050	4	609,882	0.04	7.021	359	83.12	39.18	598
60053	4	1,186,766	0.08	7.780	359	78.87	37.41	596
60056	3	935,850	0.06	8.309	359	89.61	43.42	617
60060	6	999,284	0.07	7.373	359	86.14	37.71	625
60061	4	877,375	0.06	7.755	359	84.67	40.99	649
60062	2	869,346	0.06	7.461	359	73.86	35.37	625
60064	3	365,780	0.02	8.899	359	87.38	34.25	596
60067	1	98,000	0.01	9.250	360	100.00	44.00	745
60068	1	458,562	0.03	8.400	357	93.00	37.00	758
60073	8	1,156,212	0.08	7.685	359	82.51	40.36	635
60074	3	406,059	0.03	7.672	359	86.16	35.84	630
60076	2	611,140	0.04	8.750	359	84.53	41.43	614
60077	5	947,186	0.06	8.009	359	82.74	41.19	670
60081	2	630,534	0.04	9.004	358	90.70	47.85	572
60084	2	427,502	0.03	7.558	359	84.10	37.85	658
60085	12	1,693,629	0.11	7.754	359	85.04	39.89	611
60087	5	760,940	0.05	7.030	340	83.95	42.56	629
60089	1	154,860	0.01	6.500	359	44.16	40.00	595
60090	3	542,345	0.04	7.903	359	84.31	36.16	702
60097	1	143,878	0.01	6.850	359	80.00	44.00	656
60098	1	171,872	0.01	7.475	359	80.00	46.00	622
60099	4	714,488	0.05	7.896	327	86.28	44.53	631
60101	1	223,824	0.01	7.225	359	80.00	43.00	632
60102	3	649,840	0.04	7.247	359	81.67	35.33	597
60103	1	129,121	0.01	8.450	359	95.00	30.00	601
60104	5	707,729	0.05	7.838	359	83.35	41.53	576
60106	1	159,878	0.01	7.375	359	80.00	42.00	675
60107	7	1,412,029	0.09	7.605	359	84.87	43.42	632
60110	12	1,899,352	0.13	7.490	359	84.89	39.56	618

60115	1	204,035	0.01	9.200	358	95.00	50.00	599
60120	8	1,436,630	0.10	7.846	316	84.08	33.42	664
60123	3	567,667	0.04	7.334	359	86.66	42.63	684
60126	1	283,785	0.02	7.400	359	80.00	46.00	697
60131	1	195,174	0.01	8.950	357	85.00	49.00	559
60133	6	1,225,821	0.08	7.797	359	84.96	39.55	667
60134	2	585,560	0.04	7.533	359	81.79	39.34	577
60139	7	1,296,159	0.09	8.836	359	93.03	38.61	618
60143	1	297,778	0.02	6.750	359	79.88	35.00	600
60148	6	1,343,002	0.09	7.531	359	78.06	40.45	571
60153	3	458,330	0.03	7.876	359	83.75	44.36	591
60154	2	431,212	0.03	8.157	359	83.05	35.50	601
60155	2	317,039	0.02	8.034	359	82.63	37.96	557
60156	2	369,755	0.02	8.606	358	83.07	48.00	552
60157	1	342,781	0.02	8.250	359	59.04	36.00	553
60160	4	931,177	0.06	7.538	359	78.90	41.89	618
60162	1	231,843	0.02	7.950	359	80.00	30.00	551
60164	1	149,399	0.01	7.950	359	65.00	47.00	557
60172	3	909,948	0.06	8.287	359	87.71	43.30	580
60173	1	146,952	0.01	8.050	359	85.00	43.00	674
60176	1	241,814	0.02	7.313	359	80.00	43.00	695
60177	3	570,875	0.04	8.170	359	85.73	42.95	594
60178	2	278,152	0.02	7.570	359	85.76	41.00	627
60181	3	522,621	0.03	8.179	359	76.81	25.80	575
60185	3	811,609	0.05	7.601	359	84.49	39.99	630
60187	2	324,467	0.02	7.664	359	72.14	42.81	614
60190	1	172,692	0.01	8.350	359	90.00	26.00	569
60191	1	215,851	0.01	7.850	359	90.00	36.00	686
60193	2	442,121	0.03	6.793	359	76.25	45.37	683
60194	2	300,860	0.02	7.086	359	80.00	44.04	633
60195	4	770,085	0.05	7.802	359	83.90	33.79	593
60201	1	191,809	0.01	6.000	359	80.00	50.00	600
60202	3	685,293	0.05	7.659	359	87.68	42.19	623
60304	1	339,800	0.02	7.300	360	84.99	47.00	798
60305	1	251,590	0.02	7.050	358	57.93	34.00	572
60402	5	1,238,206	0.08	8.140	359	86.28	40.64	635
60409	2	313,047	0.02	8.825	359	92.87	33.32	590
60411	3	531,849	0.04	7.829	357	81.94	44.26	566
60417	2	438,230	0.03	8.457	359	85.44	35.60	614
60419	3	428,827	0.03	8.234	358	91.97	40.17	570
60425	2	274,816	0.02	8.238	359	85.17	47.55	576
60426	7	677,460	0.05	7.774	358	88.16	44.17	587
60429	4	600,510	0.04	8.172	359	82.43	33.75	610
60430	2	324,723	0.02	6.818	359	79.53	38.75	615
60431	1	179,888	0.01	8.350	359	80.00	34.00	553
60433	1	80,743	0.01	7.750	359	80.00	38.00	692
60435	5	843,448	0.06	8.172	359	90.34	43.56	628
60436	2	252,520	0.02	7.702	359	84.81	29.58	646
60438	2	168,776	0.01	7.561	359	73.76	34.72	530
60439	1	236,429	0.02	9.300	359	95.00	44.00	606
60440	9	1,444,523	0.10	7.131	359	83.70	42.49	639

60441	3	447,379	0.03	8,662	359	86.44	36.59	592
60442	1	214,984	0.01	5,950	359	80.00	45.00	639
60443	5	735,721	0.05	7,727	359	89.13	30.67	576
60445	2	241,683	0.02	7,128	359	83.52	24.23	680
60446	2	393,654	0.03	7,484	359	83.52	39.35	620
60447	2	366,909	0.02	6,733	359	89.12	33.41	621
60451	2	507,414	0.03	7,826	358	82.60	36.16	589
60452	2	316,125	0.02	6,994	359	80.00	42.36	660
60453	5	904,941	0.06	7,633	359	81.54	39.04	578
60457	1	127,414	0.01	7,990	359	85.00	36.00	640
60459	4	832,853	0.06	7,337	359	77.51	39.21	625
60461	1	210,847	0.01	7,600	359	88.66	28.00	621
60462	5	721,431	0.05	8,084	358	78.85	33.94	556
60465	1	264,884	0.02	8,350	359	95.00	49.00	624
60466	4	554,361	0.04	6,922	359	81.34	41.89	622
60473	4	1,044,809	0.07	8,161	359	84.09	38.89	565
60475	1	167,884	0.01	7,850	359	80.00	42.00	627
60477	7	1,294,996	0.09	7,539	359	84.78	41.71	612
60478	3	367,511	0.02	6,884	359	82.61	40.63	643
60490	2	553,139	0.04	6,220	359	82.73	37.82	690
60501	3	472,118	0.03	7,114	359	83.14	43.66	652
60504	5	802,095	0.05	6,572	358	77.43	27.42	647
60505	14	1,869,943	0.12	7,827	359	85.70	41.79	634
60506	9	1,510,984	0.10	7,644	359	83.88	42.72	637
60510	1	199,848	0.01	7,375	359	80.00	34.00	669
60513	3	552,618	0.04	7,901	359	81.77	39.09	622
60515	1	404,772	0.03	8,850	359	90.00	16.00	700
60516	1	246,796	0.02	6,950	359	67.49	43.00	564
60517	3	825,316	0.06	7,681	360	84.25	49.24	670
60520	1	203,850	0.01	7,550	359	85.00	33.00	565
60521	1	384,526	0.03	8,700	359	95.00	40.00	601
60525	1	255,233	0.02	5,750	359	79.84	45.00	633
60526	1	662,467	0.04	7,100	359	85.00	24.00	575
60534	1	191,060	0.01	7,575	359	80.00	38.00	632
60538	6	1,085,941	0.07	8,052	359	89.14	42.10	609
60542	1	291,386	0.02	6,500	359	95.00	44.00	650
60543	4	575,040	0.04	7,985	359	86.40	43.78	612
60544	3	470,923	0.03	6,544	359	84.43	31.03	616
60545	1	115,410	0.01	7,500	359	80.00	42.00	656
60555	1	234,491	0.02	7,950	359	95.00	47.00	617
60559	1	227,883	0.02	9,300	359	95.00	31.00	607
60560	2	610,542	0.04	7,538	359	87.62	39.70	627
60561	2	867,923	0.06	8,047	359	86.11	48.74	593
60563	1	120,691	0.01	6,500	359	80.00	32.00	706
60601	1	544,604	0.04	7,600	359	89.97	48.00	681
60607	1	202,231	0.01	8,650	359	95.00	41.00	583
60608	6	1,159,386	0.08	7,841	359	78.97	40.19	562
60609	9	1,743,151	0.12	7,897	359	84.62	37.91	673
60610	1	296,532	0.02	6,500	359	79.15	33.00	582
60611	1	452,335	0.03	7,300	356	75.00	37.00	532
60612	2	362,578	0.02	8,639	356	92.55	36.55	563

60613	2	626,300	0.04	6,385	359	80.00	40.09	726
60615	1	291,746	0.02	6,700	359	80.00	43.00	758
60616	2	491,614	0.03	6,868	295	69.72	42.53	624
60617	12	1,749,319	0.12	7,663	359	84.50	31.17	595
60618	3	791,611	0.05	8,691	359	90.03	45.76	647
60619	12	2,074,396	0.14	8,079	359	86.03	40.34	623
60620	8	1,178,466	0.08	7,076	359	84.63	38.87	587
60621	7	1,128,877	0.08	8,086	359	83.29	40.37	604
60622	1	337,293	0.02	8,450	359	88.82	47.00	601
60623	9	2,046,992	0.14	8,100	359	88.54	30.26	655
60624	6	931,161	0.06	7,599	358	83.49	40.31	593
60625	5	1,237,793	0.08	8,570	359	83.51	40.82	671
60626	1	111,826	0.01	6,850	359	80.00	43.00	733
60628	17	2,007,180	0.13	7,990	359	84.73	36.11	617
60629	25	4,960,879	0.33	7,605	359	86.70	39.07	622
60630	4	1,128,274	0.08	7,313	359	88.22	42.45	667
60631	1	134,939	0.01	9,900	359	41.54	39.00	558
60632	6	951,204	0.06	7,916	359	89.29	38.39	645
60634	5	1,190,057	0.08	6,622	359	80.20	39.69	621
60636	8	1,017,915	0.07	7,527	359	84.80	43.28	598
60637	6	1,196,252	0.08	7,770	359	85.31	40.59	638
60638	5	1,348,973	0.09	7,490	359	83.42	40.94	645
60639	16	3,611,981	0.24	7,601	348	78.00	43.33	607
60640	2	455,394	0.03	7,990	359	76.82	41.61	565
60641	5	1,504,890	0.10	7,550	359	83.26	39.86	601
60643	5	902,670	0.06	8,408	359	83.01	43.92	581
60644	5	700,532	0.05	7,795	317	76.25	37.52	621
60645	1	450,939	0.03	7,875	359	95.00	47.00	601
60646	1	335,772	0.02	7,950	359	80.00	45.00	644
60647	4	1,164,196	0.08	7,535	358	87.21	47.63	647
60649	1	207,833	0.01	7,100	359	80.00	50.00	625
60651	10	1,708,294	0.11	7,501	359	81.88	36.79	614
60652	9	1,570,264	0.10	7,458	359	82.89	37.33	629
60653	1	341,212	0.02	8,800	356	90.00	25.00	606
60656	1	311,067	0.02	8,650	359	75.00	26.00	543
60659	1	147,164	0.01	8,700	359	95.00	31.00	637
60661	2	451,623	0.03	6,909	359	80.00	41.62	657
60706	2	566,087	0.04	7,592	359	86.59	47.00	648
60707	4	813,656	0.05	7,130	359	70.84	40.31	609
60712	1	247,830	0.02	7,900	359	80.00	32.00	726
60714	1	404,809	0.03	9,700	359	90.00	44.00	552
60803	1	147,875	0.01	6,850	359	79.57	41.00	627
60804	6	1,102,572	0.07	7,947	359	86.69	41.71	623
60805	4	736,860	0.05	8,094	359	86.60	39.61	614
60827	2	197,132	0.01	8,758	359	80.82	29.16	583
60901	2	143,004	0.01	7,990	359	90.00	32.72	706
60950	1	170,853	0.01	6,750	359	90.00	46.00	617
61008	2	264,824	0.02	8,139	359	86.05	37.77	632
61036	1	239,876	0.02	9,250	359	80.00	42.00	588
61038	1	105,518	0.01	7,250	359	80.00	41.00	651
61060	1	77,934	0.01	6,850	359	69.64	23.00	709

61064	1	107,918	0.01	7,400	359	87.95	40.00	585
61065	1	180,615	0.01	7,850	359	95.00	14.00	655
61073	1	134,383	0.01	6,687	359	81.52	32.00	623
61081	1	74,419	0.00	6,400	358	87.75	30.00	652
61103	2	140,680	0.01	8,961	358	92.40	33.42	584
61104	1	89,846	0.01	7,737	359	90.00	40.00	581
61115	1	114,599	0.01	8,750	359	85.00	41.00	533
61201	1	99,921	0.01	7,200	359	80.00	21.00	558
61244	1	67,903	0.00	7,700	358	80.00	36.00	579
61265	1	67,871	0.00	7,600	359	80.00	25.00	570
61282	1	97,949	0.01	9,275	359	89.91	39.00	525
61341	2	302,095	0.02	8,184	359	76.64	30.66	585
61350	2	171,079	0.01	7,764	359	84.57	24.66	594
61537	1	73,549	0.00	7,838	359	80.00	48.00	566
61554	1	137,271	0.01	8,100	355	95.00	32.00	563
61604	1	121,426	0.01	8,450	359	90.00	50.00	570
61701	2	205,554	0.01	7,717	359	85.00	28.43	596
61777	1	70,256	0.00	7,950	357	80.00	23.00	526
62002	1	100,732	0.01	7,990	359	89.20	48.00	576
62034	1	110,305	0.01	6,750	359	80.00	45.00	650
62040	1	64,756	0.00	7,925	359	80.00	35.00	505
62223	2	277,861	0.02	7,571	358	83.56	46.78	602
62243	1	123,918	0.01	8,100	359	80.00	45.00	625
62249	1	125,914	0.01	7,930	359	89.49	45.00	580
62254	1	146,198	0.01	6,900	359	80.00	49.00	610
62269	1	226,627	0.02	7,350	359	90.00	34.00	575
62281	1	122,882	0.01	6,200	359	84.83	26.00	659
62550	1	68,350	0.00	7,600	359	90.00	45.00	614
62568	1	136,396	0.01	7,350	359	74.59	39.00	629
62572	1	59,954	0.00	7,350	359	74.75	39.00	562
62704	1	134,303	0.01	7,650	359	80.00	50.00	502
63010	1	101,907	0.01	6,450	359	77.27	49.00	615
63012	2	286,274	0.02	7,204	359	85.81	32.34	576
63020	1	92,107	0.01	9,750	359	95.00	47.00	580
63021	1	162,243	0.01	6,150	359	80.00	41.00	631
63023	1	138,671	0.01	8,800	359	75.00	30.00	544
63025	1	197,856	0.01	7,600	359	89.80	50.00	533
63026	1	151,106	0.01	8,350	359	90.00	38.00	663
63028	2	369,636	0.02	8,529	359	85.24	46.38	561
63031	3	298,080	0.02	7,549	359	81.53	42.26	537
63033	6	778,817	0.05	8,895	359	88.53	36.60	561
63042	3	290,164	0.02	8,230	359	83.53	31.16	528
63043	4	516,557	0.03	7,792	359	90.04	43.21	580
63050	1	161,297	0.01	8,000	359	95.00	14.00	647
63052	1	143,910	0.01	8,350	359	90.00	40.00	578
63060	1	72,946	0.00	7,550	359	74.49	37.00	615
63068	2	361,862	0.02	9,246	359	87.54	43.49	580
63070	1	373,326	0.02	9,750	359	88.93	40.00	575
63074	1	76,267	0.01	7,800	359	90.00	18.00	618
63077	1	111,535	0.01	8,725	359	90.00	46.00	543
63104	1	202,359	0.01	7,800	359	90.00	38.00	580

63107	1	61,721	0.00	9,650	359	95.00	23.00	631
63108	2	236,855	0.02	8,437	359	83.49	43.00	569
63109	6	838,776	0.06	7,726	359	82.62	32.55	625
63110	1	63,200	0.00	6,650	360	80.00	26.00	772
63111	4	337,854	0.02	8,062	359	84.45	35.94	569
63112	3	256,942	0.02	8,556	359	77.33	44.22	551
63113	3	231,705	0.02	8,363	359	89.41	43.54	606
63114	3	283,042	0.02	7,632	359	81.97	40.07	598
63115	1	71,865	0.00	8,350	359	90.00	29.00	518
63116	4	387,373	0.03	7,884	359	81.12	35.28	643
63117	1	152,913	0.01	8,800	359	90.00	25.00	687
63118	5	653,054	0.04	7,998	358	88.14	40.69	586
63119	1	169,943	0.01	6,400	359	70.00	45.00	502
63121	4	328,991	0.02	8,290	359	90.86	39.91	575
63123	1	121,911	0.01	7,575	359	80.00	40.00	696
63125	1	127,817	0.01	7,700	358	80.00	40.00	694
63129	4	787,908	0.05	8,276	359	90.93	43.10	615
63130	2	268,923	0.02	8,111	359	90.00	42.93	554
63133	1	62,777	0.00	7,850	359	89.87	32.00	654
63134	3	221,892	0.01	8,411	359	90.00	20.92	634
63135	3	248,042	0.02	8,280	359	91.99	32.19	637
63136	10	702,207	0.05	8,931	359	89.97	40.57	575
63137	4	336,905	0.02	8,765	359	92.68	39.76	605
63138	5	532,363	0.04	8,334	359	84.64	32.78	563
63139	2	218,209	0.01	6,680	359	80.00	38.66	574
63146	1	224,988	0.01	7,650	359	95.00	41.00	686
63147	1	65,665	0.00	9,100	359	90.00	44.00	571
63301	4	507,613	0.03	7,155	359	81.85	40.82	660
63303	1	172,647	0.01	6,600	359	90.00	44.00	680
63343	2	223,854	0.01	8,139	359	84.95	29.79	643
63362	1	60,970	0.00	9,500	359	71.76	19.00	600
63366	6	909,853	0.06	8,023	338	82.59	36.71	600
63376	6	910,706	0.06	7,776	340	80.59	38.29	580
63383	1	123,148	0.01	6,950	359	85.00	36.00	528
63385	1	122,319	0.01	8,050	359	90.00	36.00	606
64012	1	148,411	0.01	8,550	359	90.00	45.00	552
64015	2	223,773	0.01	7,199	359	87.23	33.00	558
64029	1	127,694	0.01	8,250	359	95.00	47.00	628
64030	1	99,681	0.01	7,825	359	95.00	47.00	607
64034	1	178,875	0.01	7,800	359	89.99	43.00	500
64037	1	61,614	0.00	8,675	359	90.00	17.00	626
64050	3	301,147	0.02	7,990	359	90.26	36.84	620
64052	2	163,702	0.01	8,625	359	85.60	33.24	580
64055	2	203,891	0.01	8,475	359	84.71	34.40	610
64058	1	134,767	0.01	6,750	358	90.00	26.00	578
64062	1	125,963	0.01	11,900	359	70.00	37.00	510
64063	1	127,800	0.01	6,325	359	80.00	48.00	619
64079	1	313,912	0.02	8,550	359	90.00	44.00	546
64109	1	63,867	0.00	9,250	359	90.00	33.00	559
64114	3	400,267	0.03	9,147	359	89.15	42.44	624
64119	1	111,516	0.01	7,400	359	90.00	41.00	601

64123	2	194,166	0.01	7.893	359	77.03	33.40	539
64128	1	63,858	0.00	8.050	359	90.00	32.00	642
64130	5	327,388	0.02	7.981	359	85.12	34.77	636
64131	1	88,921	0.01	7.150	359	80.00	48.00	642
64132	2	152,090	0.01	7.662	359	84.85	39.12	561
64133	2	164,627	0.01	7.473	359	81.59	26.57	530
64134	4	307,436	0.02	7.912	359	82.33	46.05	579
64151	1	209,648	0.01	8.600	359	90.00	40.00	553
64152	1	143,800	0.01	7.850	358	90.00	49.00	658
64157	1	170,514	0.01	7.150	359	84.94	44.00	564
64158	1	218,344	0.01	7.700	359	95.00	11.00	592
64501	1	107,715	0.01	7.200	359	79.26	34.00	588
64503	1	96,714	0.01	6.575	359	80.00	33.00	600
64644	1	69,340	0.00	9.400	359	75.00	22.00	540
64701	1	70,264	0.00	9.313	359	95.00	27.00	619
64725	1	80,701	0.01	8.488	359	84.11	46.00	539
64804	2	139,268	0.01	8.376	358	78.35	37.58	534
64834	1	98,257	0.01	7.875	359	95.00	47.00	641
64850	2	304,061	0.02	7.212	359	89.83	42.52	606
64865	1	74,371	0.00	7.600	358	80.00	44.00	684
64870	1	99,697	0.01	9.150	359	95.00	26.00	622
65020	1	80,346	0.01	7.950	359	80.00	45.00	597
65037	2	228,423	0.02	7.281	359	90.00	34.69	623
65049	1	161,018	0.01	9.350	359	90.00	48.00	573
65203	1	131,123	0.01	8.650	359	80.00	43.00	634
65324	1	116,912	0.01	7.450	359	90.00	35.00	625
65340	1	107,032	0.01	8.300	359	90.00	29.00	548
65550	1	85,533	0.01	7.200	359	80.00	18.00	608
65583	1	158,552	0.01	8.387	359	95.00	31.00	591
65616	1	80,708	0.01	9.200	359	95.00	45.00	585
65622	1	131,903	0.01	7.550	359	75.00	49.00	543
65648	1	78,262	0.01	9.550	359	90.00	44.00	537
65664	1	72,857	0.00	8.612	359	90.00	25.00	601
65742	2	343,209	0.02	6.879	359	84.06	40.41	559
65802	1	78,244	0.01	7.700	359	90.00	40.00	594
65807	2	302,347	0.02	9.358	359	91.44	28.49	701
65810	1	122,308	0.01	7.450	359	80.00	49.00	701
66030	1	163,859	0.01	6.750	359	80.00	37.00	632
66049	1	165,772	0.01	8.600	359	90.00	35.00	574
66052	1	128,724	0.01	8.650	359	80.00	42.00	514
66062	3	343,042	0.02	7.476	359	81.16	30.70	622
66067	1	87,131	0.01	7.150	359	80.00	47.00	640
66070	1	148,386	0.01	7.350	359	90.00	45.00	664
66102	2	166,389	0.01	8.074	359	76.77	33.73	563
66103	1	63,697	0.00	6.950	359	75.00	24.00	587
66104	1	115,830	0.01	8.500	359	95.00	42.00	619
66109	2	213,470	0.01	8.564	359	80.00	28.09	535
66203	1	116,928	0.01	8.400	359	90.00	37.00	565
66205	1	97,920	0.01	7.000	359	75.97	46.00	564
66207	1	107,032	0.01	8.300	359	90.00	49.00	545
66208	1	157,339	0.01	7.550	359	90.00	30.00	625

66212	1	134,900	0.01	8,650	360	95.00	27.00	748
66216	1	119,119	0.01	7,950	359	80.00	41.00	654
66223	1	141,652	0.01	7,850	359	81.00	14.00	639
66508	1	62,512	0.00	8,550	359	90.00	16.00	557
67207	1	134,804	0.01	7,725	359	89.99	25.00	575
67217	1	62,063	0.00	8,550	359	90.00	47.00	568
67220	1	83,468	0.01	8,400	359	89.95	30.00	547
67456	1	91,747	0.01	8,700	359	90.00	49.00	547
67502	2	220,679	0.01	9,077	359	83.38	27.95	561
68003	1	381,861	0.03	8,875	359	87.68	32.00	522
68037	1	84,984	0.01	9,650	359	95.00	34.00	604
68048	3	284,617	0.02	8,222	359	86.90	22.45	601
68104	3	234,479	0.02	8,080	359	81.82	43.66	524
68107	1	73,760	0.00	9,050	359	90.00	30.00	566
68108	1	84,551	0.01	8,700	359	90.00	48.00	624
68117	1	91,936	0.01	7,850	359	80.00	48.00	656
68131	1	73,477	0.00	8,150	359	85.00	17.00	599
68134	2	243,768	0.02	7,513	359	86.00	32.00	611
68136	1	109,072	0.01	7,100	359	80.00	46.00	616
68137	1	142,280	0.01	6,850	359	80.00	38.00	604
68144	1	116,921	0.01	8,000	359	87.31	32.00	550
68347	1	97,129	0.01	7,600	359	90.00	46.00	587
68372	1	79,946	0.01	7,950	359	80.00	26.00	501
68410	1	92,379	0.01	7,862	179	85.00	32.00	607
68502	2	199,261	0.01	7,805	359	81.08	39.63	612
68505	1	103,040	0.01	7,275	359	80.00	36.00	626
68506	2	233,008	0.02	7,030	359	80.00	47.58	627
68507	1	97,931	0.01	7,750	359	89.09	27.00	651
68516	1	103,938	0.01	8,550	359	80.00	34.00	556
68521	1	242,864	0.02	8,875	359	90.00	33.00	547
68522	2	327,474	0.02	8,971	359	92.18	33.62	552
68523	1	319,820	0.02	8,850	359	74.94	49.00	523
68787	1	146,073	0.01	6,700	359	80.00	49.00	652
68801	1	130,558	0.01	9,300	359	95.00	43.00	642
68803	2	208,212	0.01	9,241	359	87.66	44.45	606
68845	1	131,091	0.01	6,950	359	80.00	49.00	675
68883	1	74,360	0.00	10,675	178	90.00	45.00	512
68944	1	96,233	0.01	7,800	359	90.00	36.00	628
69357	1	128,904	0.01	7,500	359	88.97	37.00	604
70001	3	452,021	0.03	7,786	358	93.77	37.28	619
70005	1	212,279	0.01	8,800	359	90.00	38.00	728
70006	1	103,932	0.01	8,150	359	80.00	41.00	628
70047	2	210,350	0.01	7,704	359	85.38	29.86	641
70051	1	211,792	0.01	7,050	359	80.00	48.00	655
70058	3	357,581	0.02	8,452	359	90.08	41.05	564
70062	1	108,035	0.01	7,650	358	80.00	48.00	660
70065	3	304,565	0.02	7,379	359	78.62	46.79	632
70068	2	185,103	0.01	7,524	359	78.99	37.12	613
70072	3	349,557	0.02	7,966	359	89.00	46.91	636
70117	4	376,299	0.03	8,448	357	83.38	38.09	614
70118	1	116,806	0.01	6,950	358	90.00	48.00	661

70119		3	269,248	0.02	8,860	359	85.25	46.29	559
70122		4	363,530	0.02	7,491	316	78.83	32.00	583
70124		1	312,763	0.02	7,400	359	83.47	33.00	534
70126		5	488,051	0.03	7,546	359	86.77	31.00	615
70127		2	208,031	0.01	7,671	359	88.67	21.80	621
70128		4	433,317	0.03	8,001	359	88.29	41.71	598
70129		1	88,162	0.01	10,150	359	70.00	44.00	551
70131		3	357,245	0.02	7,817	359	75.62	43.60	578
70344		1	60,410	0.00	7,525	358	74.69	38.00	564
70394		1	99,363	0.01	6,650	359	85.00	15.00	647
70401		1	101,711	0.01	7,350	359	80.00	46.00	650
70403		2	212,290	0.01	8,279	358	78.50	42.01	556
70458		1	120,437	0.01	6,300	359	84.30	49.00	587
70461		1	95,720	0.01	7,250	359	85.00	42.00	563
70471		2	240,517	0.02	8,422	359	85.84	31.25	580
70503		1	85,456	0.01	9,300	359	90.00	31.00	653
70517		1	64,559	0.00	8,250	359	85.00	41.00	553
70544		1	83,913	0.01	5,900	359	80.00	20.00	623
70570		1	61,129	0.00	6,900	359	95.00	24.00	695
70601		1	81,853	0.01	8,775	359	90.00	49.00	576
70615		1	92,878	0.01	7,300	359	65.00	35.00	562
70706		2	434,040	0.03	7,711	359	91.82	30.47	620
70714		1	78,197	0.01	8,100	358	90.00	27.00	567
70726		1	93,934	0.01	7,750	359	80.00	38.00	647
70737		1	61,815	0.00	8,650	359	95.00	24.00	695
70764		1	99,391	0.01	8,600	359	90.00	44.00	552
70769		2	254,127	0.02	7,983	359	81.84	43.47	605
70806		1	99,915	0.01	6,800	359	46.51	13.00	621
70812		2	144,598	0.01	7,808	359	85.41	36.04	586
70814		2	219,641	0.01	8,022	359	88.04	30.93	618
70815		1	100,717	0.01	6,950	359	80.00	37.00	611
70816		1	99,909	0.01	6,450	359	80.00	45.00	613
70817		1	147,813	0.01	7,650	359	80.00	42.00	620
70819		1	91,855	0.01	7,200	358	80.00	44.00	628
71006		1	295,736	0.02	6,575	359	80.00	37.00	603
71023		1	59,924	0.00	8,280	358	75.00	27.00	556
71037		1	78,362	0.01	9,625	359	70.00	33.00	518
71082		1	90,568	0.01	6,650	359	72.80	30.00	600
71104		1	71,206	0.00	8,400	359	95.00	18.00	638
71112		1	92,196	0.01	8,700	359	90.00	45.00	555
71115		1	101,931	0.01	7,975	359	71.83	29.00	604
71118		1	139,467	0.01	8,300	359	95.00	45.00	582
71291		1	134,047	0.01	6,875	359	80.00	41.00	635
71295		1	126,347	0.01	10,250	359	80.00	48.00	534
71360		1	109,192	0.01	9,150	359	95.00	37.00	622
72023		1	91,812	0.01	7,950	357	80.00	33.00	580
72046		1	134,926	0.01	8,990	359	90.00	49.00	564
72113		1	86,729	0.01	6,990	359	70.00	32.00	664
72206		1	63,708	0.00	8,100	359	74.13	42.00	535
72211		1	158,320	0.01	9,350	359	90.00	44.00	502
72703		1	199,737	0.01	7,850	359	75.00	26.00	533

72714	1	68,795	0.00	7.100	359	90.00	16.00	698
72751	1	71,947	0.00	7.575	359	90.00	44.00	554
72756	1	87,149	0.01	8.700	359	80.00	45.00	572
72774	1	89,940	0.01	8.000	359	66.67	40.00	620
72903	1	63,944	0.00	6.650	359	80.00	16.00	652
72927	1	71,701	0.00	6.990	355	79.12	46.00	553
72956	1	71,058	0.00	8.675	359	90.00	36.00	590
73008	2	196,246	0.01	7.274	359	80.00	34.00	639
73026	1	72,735	0.00	6.550	359	70.00	26.00	662
73034	2	381,442	0.03	8.810	359	87.73	43.55	574
73054	1	144,351	0.01	5.800	359	85.00	38.00	695
73064	1	81,616	0.01	7.850	359	80.00	32.00	627
73069	1	87,669	0.01	8.550	359	80.00	36.00	630
73078	1	160,451	0.01	8.400	359	95.00	30.00	666
73089	2	190,513	0.01	8.461	359	87.60	49.04	520
73099	4	513,153	0.03	7.956	359	85.13	41.68	588
73104	1	91,738	0.01	8.000	359	90.00	44.00	573
73106	1	99,938	0.01	8.350	359	74.07	31.00	521
73107	1	85,430	0.01	7.000	359	95.00	46.00	612
73119	1	64,105	0.00	8.600	359	90.00	2.00	696
73120	2	212,276	0.01	6.955	359	85.96	44.43	628
73121	1	102,319	0.01	7.150	359	80.00	45.00	706
73132	2	223,352	0.01	7.552	359	95.00	26.37	704
73135	1	62,956	0.00	7.850	359	90.00	35.00	720
73159	1	116,940	0.01	9.300	359	89.52	42.00	545
73160	3	307,327	0.02	8.145	358	86.70	34.91	619
73162	1	100,738	0.01	8.450	359	74.67	35.00	618
73184	1	100,650	0.01	9.450	359	95.00	40.00	611
73507	1	115,905	0.01	7.000	359	80.00	23.00	605
74012	1	69,959	0.00	7.100	359	95.00	50.00	684
74014	4	688,747	0.05	7.760	359	83.85	40.91	569
74019	1	122,430	0.01	8.750	359	81.67	46.00	561
74021	1	135,770	0.01	8.650	359	95.00	48.00	532
74037	1	176,405	0.01	8.950	357	95.00	40.00	580
74055	1	97,230	0.01	7.650	359	70.00	47.00	544
74066	1	134,916	0.01	8.350	359	71.05	37.00	556
74104	1	238,150	0.02	7.500	359	90.00	12.00	622
74105	1	98,259	0.01	5.450	359	80.00	34.00	621
74110	1	60,770	0.00	9.550	359	95.00	35.00	585
74114	2	354,824	0.02	9.476	359	93.48	48.39	592
74115	1	62,068	0.00	9.250	359	90.00	44.00	580
74129	1	80,963	0.01	9.800	359	90.00	30.00	551
74331	1	154,584	0.01	7.450	359	85.00	36.00	641
74370	1	75,180	0.01	8.600	359	85.00	31.00	569
74401	1	139,923	0.01	8.950	359	80.00	28.00	531
74429	4	472,812	0.03	7.806	359	77.43	41.40	593
74631	1	99,790	0.01	7.000	359	80.00	50.00	611
74851	1	138,662	0.01	8.250	359	75.00	45.00	551
74857	1	83,916	0.01	6.000	359	81.55	21.00	658
75002	1	161,899	0.01	8.350	359	86.17	32.00	536
75006	2	315,332	0.02	6.944	359	80.00	29.44	596

75007	2	467,311	0.03	8,702	359	91.42	35.16	603
75009	2	403,549	0.03	8,406	359	87.80	42.22	637
75013	1	422,749	0.03	8,600	359	90.00	21.00	610
75019	1	139,744	0.01	9,900	356	80.00	38.00	529
75034	2	355,958	0.02	9,121	360	92.41	35.14	729
75035	1	213,012	0.01	7,988	358	90.00	43.00	619
75038	1	152,894	0.01	7,863	359	90.00	31.00	662
75040	2	153,498	0.01	8,127	359	84.69	41.66	613
75041	1	77,152	0.01	8,350	359	85.78	15.00	618
75042	2	191,832	0.01	6,699	359	78.40	41.33	593
75043	4	432,251	0.03	7,087	359	80.77	35.63	632
75044	1	111,963	0.01	7,300	359	90.00	41.00	580
75051	1	63,952	0.00	7,450	359	80.00	44.00	628
75052	4	512,534	0.03	8,002	359	84.53	35.37	559
75060	1	62,963	0.00	8,650	359	70.00	26.00	551
75062	1	206,219	0.01	6,650	359	80.00	41.00	670
75067	2	204,281	0.01	7,113	359	80.00	33.59	608
75068	1	116,268	0.01	7,250	359	79.00	33.00	553
75069	2	210,941	0.01	7,876	359	93.36	33.61	596
75070	3	397,425	0.03	7,180	359	83.90	40.75	646
75071	1	91,856	0.01	7,850	359	80.00	40.00	624
75074	1	91,956	0.01	9,625	359	80.00	38.00	552
75077	1	95,919	0.01	6,850	359	80.00	41.00	624
75081	1	148,413	0.01	8,650	359	90.00	39.00	567
75088	2	209,854	0.01	7,896	359	80.00	34.32	633
75093	1	296,367	0.02	8,400	359	90.00	36.00	529
75098	3	339,711	0.02	8,008	359	81.66	44.83	581
75104	5	512,436	0.03	8,377	359	92.22	39.92	613
75115	3	655,117	0.04	8,117	359	90.87	36.92	596
75116	2	274,034	0.02	7,849	359	92.74	34.72	582
75126	1	230,143	0.02	7,500	359	80.00	44.00	669
75134	3	289,182	0.02	8,856	359	85.81	35.63	579
75149	2	177,195	0.01	7,768	294	84.72	41.72	556
75150	2	155,287	0.01	7,814	359	77.40	33.14	571
75152	1	205,958	0.01	8,250	356	91.77	48.00	608
75154	2	147,012	0.01	8,563	359	73.58	34.85	568
75165	2	716,895	0.05	6,840	358	84.62	15.54	582
75181	3	454,900	0.03	7,451	359	82.87	45.94	614
75205	1	178,250	0.01	6,887	359	80.00	39.00	687
75209	1	139,906	0.01	8,000	359	80.00	28.00	546
75211	3	269,199	0.02	8,375	359	86.31	39.75	612
75214	1	169,879	0.01	7,700	359	36.17	54.00	596
75216	1	64,776	0.00	10,750	359	90.00	29.00	577
75217	1	77,455	0.01	8,300	359	95.00	46.00	624
75220	1	114,864	0.01	8,625	358	63.89	43.00	504
75227	2	173,395	0.01	7,680	359	79.63	33.52	597
75228	3	318,901	0.02	8,388	359	85.31	34.51	563
75229	2	551,688	0.04	6,385	359	73.23	30.99	654
75230	1	109,932	0.01	8,400	359	44.00	36.00	639
75231	1	139,896	0.01	7,500	359	80.00	41.00	567
75232	2	177,934	0.01	8,173	359	84.47	37.57	587

75238	1	125,815	0.01	7,950	359	83.93	38.00	602
75241	1	63,061	0.00	7,600	357	80.00	43.00	503
75243	1	79,958	0.01	9,212	359	80.00	28.00	515
75407	1	112,440	0.01	9,150	359	90.00	36.00	517
75414	1	109,523	0.01	7,750	359	80.00	35.00	577
75503	1	132,648	0.01	8,988	179	71.89	21.00	537
75705	1	80,352	0.01	8,600	359	70.00	38.00	517
75757	1	205,057	0.01	7,800	359	80.00	35.00	538
75762	1	79,742	0.01	6,750	179	73.39	30.00	630
75904	1	91,915	0.01	6,400	359	80.00	45.00	665
76001	2	167,940	0.01	8,478	281	85.68	32.03	637
76002	2	333,221	0.02	7,879	359	92.44	29.54	570
76006	1	94,256	0.01	7,950	359	80.00	41.00	686
76012	1	105,908	0.01	6,700	359	77.37	30.00	653
76013	1	198,796	0.01	5,850	359	94.76	26.00	723
76016	3	308,827	0.02	7,333	310	80.00	38.60	594
76017	2	374,952	0.02	8,087	359	80.00	24.68	636
76028	3	341,769	0.02	8,693	359	87.61	40.64	559
76033	1	83,926	0.01	6,600	359	80.00	31.00	585
76034	1	175,908	0.01	9,200	359	64.71	32.00	533
76036	1	103,927	0.01	7,750	359	80.00	32.00	657
76039	1	138,548	0.01	6,650	179	76.37	31.00	603
76051	1	170,892	0.01	8,275	359	90.00	27.00	630
76063	2	227,325	0.02	7,483	359	87.49	33.23	623
76084	1	71,556	0.00	8,450	359	79.56	45.00	640
76102	1	157,032	0.01	6,850	359	85.00	48.00	558
76104	1	85,452	0.01	8,900	359	95.00	49.00	645
76105	1	95,923	0.01	7,100	359	80.00	45.00	635
76108	2	142,281	0.01	6,899	359	78.69	42.01	632
76111	1	92,628	0.01	7,300	359	80.00	28.00	584
76112	1	79,285	0.01	9,350	359	95.00	47.00	642
76116	1	83,936	0.01	7,350	359	80.00	35.00	612
76117	4	294,884	0.02	8,477	359	79.44	28.51	599
76119	1	75,859	0.01	8,550	359	95.00	42.00	606
76120	1	111,910	0.01	7,100	359	80.00	40.00	645
76123	2	162,610	0.01	8,115	359	80.00	38.58	616
76133	1	91,929	0.01	7,325	359	80.00	48.00	643
76135	1	156,696	0.01	6,925	239	79.70	37.00	702
76137	1	60,767	0.00	9,000	359	80.00	28.00	568
76140	1	127,321	0.01	7,800	358	85.00	25.00	544
76180	1	125,936	0.01	9,350	359	75.00	40.00	560
76210	2	274,588	0.02	7,693	359	82.60	36.09	619
76226	1	338,494	0.02	6,300	359	80.00	33.00	675
76248	2	287,959	0.02	8,996	358	92.74	32.47	568
76266	1	103,756	0.01	8,000	358	80.00	34.00	525
76542	1	73,017	0.00	8,600	357	95.00	29.00	551
76543	1	75,888	0.01	9,550	357	95.00	46.00	551
76652	1	75,947	0.01	7,800	359	69.09	16.00	593
76689	1	86,753	0.01	9,050	359	80.00	36.00	511
76802	1	135,909	0.01	8,000	359	79.53	48.00	601
77004	2	283,789	0.02	7,503	359	80.00	31.04	681

77005	1	249,773	0.02	6,500	359	59.52	44.00	552
77006	1	74,000	0.00	9,500	360	100.00	50.00	649
77007	3	510,024	0.03	6,753	359	82.82	34.02	661
77008	2	312,839	0.02	7,007	359	76.32	24.04	636
77009	3	293,148	0.02	6,845	359	72.86	33.43	656
77013	1	75,553	0.01	8,400	359	90.00	44.00	574
77014	2	261,865	0.02	9,101	358	89.55	39.00	592
77015	6	516,669	0.03	7,642	340	84.77	40.23	625
77016	1	75,148	0.01	7,850	359	80.00	48.00	564
77017	2	146,315	0.01	7,539	359	80.00	33.01	703
77018	2	238,520	0.02	7,438	359	85.84	41.91	643
77019	1	199,361	0.01	7,800	359	70.00	26.00	648
77023	1	135,923	0.01	8,800	359	82.42	48.00	562
77025	3	466,683	0.03	8,426	359	74.55	36.29	522
77029	1	84,946	0.01	8,250	359	77.27	20.00	667
77032	1	82,736	0.01	7,300	359	80.00	39.00	600
77033	1	66,161	0.00	9,250	356	85.00	31.00	554
77034	1	132,917	0.01	8,350	359	95.00	47.00	680
77035	3	391,451	0.03	8,324	359	79.89	35.65	608
77037	2	266,478	0.02	9,195	321	86.85	45.00	582
77038	2	160,051	0.01	9,191	357	77.12	33.73	557
77039	1	95,942	0.01	8,512	359	80.00	26.00	514
77040	3	287,524	0.02	7,431	359	82.69	36.10	632
77041	1	99,833	0.01	6,700	359	80.00	47.00	606
77043	1	159,864	0.01	6,800	359	80.00	23.00	573
77045	2	141,817	0.01	8,647	359	78.43	39.28	523
77047	2	137,419	0.01	8,655	359	88.73	31.33	650
77049	3	266,379	0.02	7,004	358	82.93	42.54	574
77053	6	488,949	0.03	8,508	336	85.56	29.30	628
77054	1	78,162	0.01	9,250	358	80.00	49.00	524
77056	2	531,001	0.04	8,400	358	82.40	23.24	590
77057	1	215,825	0.01	7,050	359	80.00	38.00	711
77061	1	117,726	0.01	8,350	359	95.00	42.00	629
77065	2	288,741	0.02	6,487	357	80.00	44.11	568
77066	6	504,564	0.03	8,784	305	83.24	37.41	588
77067	2	159,646	0.01	8,414	291	72.96	28.50	589
77070	3	286,424	0.02	8,504	359	82.83	44.48	585
77072	7	620,728	0.04	7,371	304	82.60	35.71	606
77073	2	245,165	0.02	6,700	291	87.51	38.25	635
77075	1	76,452	0.01	8,300	359	90.00	45.00	521
77076	1	63,954	0.00	7,700	359	80.00	28.00	534
77077	2	296,463	0.02	7,935	274	68.28	33.12	568
77078	2	127,127	0.01	8,866	359	80.00	40.59	542
77079	1	89,870	0.01	7,600	359	90.00	44.00	562
77080	4	350,693	0.02	7,757	271	76.30	39.00	557
77082	6	742,489	0.05	7,777	339	87.76	36.83	608
77083	11	1,297,131	0.09	8,295	323	87.34	33.23	600
77084	9	970,825	0.06	7,626	359	84.08	33.69	602
77085	1	106,753	0.01	8,400	238	90.00	26.00	596
77086	3	250,128	0.02	7,884	312	85.68	35.27	627
77088	5	366,677	0.02	8,366	308	81.05	40.00	592

77089	2	184,075	0.01	8.062	359	82.31	42.62	605
77090	1	97,144	0.01	9.600	359	90.00	37.00	588
77091	2	229,148	0.02	8.056	359	85.53	45.89	559
77092	2	129,682	0.01	7.127	271	50.20	35.07	555
77093	2	122,568	0.01	7.350	271	80.00	35.49	577
77095	4	605,857	0.04	7.513	333	77.64	23.97	586
77099	2	186,915	0.01	7.639	359	76.19	37.00	560
77302	1	94,336	0.01	7.950	359	80.00	41.00	629
77304	2	211,831	0.01	7.165	359	80.00	43.52	666
77320	1	484,087	0.03	6.100	359	80.00	49.00	627
77338	2	184,812	0.01	7.738	359	90.00	32.56	581
77339	1	81,943	0.01	7.850	359	71.30	41.00	581
77340	1	127,925	0.01	8.650	359	79.01	35.00	602
77345	1	215,589	0.01	6.250	358	80.00	40.00	601
77346	5	726,845	0.05	7.433	359	78.86	37.41	598
77351	1	319,779	0.02	7.850	359	80.00	47.00	530
77354	1	102,665	0.01	8.500	358	95.00	44.00	603
77355	1	135,899	0.01	7.500	359	80.00	36.00	561
77356	3	347,878	0.02	7.193	359	84.01	42.22	683
77373	3	308,604	0.02	8.559	359	85.10	44.82	603
77375	1	105,430	0.01	7.100	358	80.00	38.00	612
77377	1	214,863	0.01	8.250	359	84.95	41.00	540
77379	9	1,530,527	0.10	8.118	337	84.03	37.17	599
77380	1	121,417	0.01	7.900	359	90.00	23.00	592
77381	1	199,833	0.01	6.900	359	80.00	30.00	516
77382	1	138,765	0.01	6.450	359	80.00	38.00	721
77386	1	97,517	0.01	6.800	359	80.00	49.00	604
77388	2	285,145	0.02	7.422	359	80.00	37.41	607
77396	4	361,483	0.02	8.141	325	83.10	44.01	629
77429	2	243,598	0.02	8.441	359	88.08	37.63	596
77433	7	784,602	0.05	7.642	345	84.09	36.30	577
77437	1	63,978	0.00	9.150	359	90.00	46.00	504
77441	1	199,857	0.01	7.700	359	80.00	41.00	692
77447	1	65,666	0.00	9.300	359	90.00	18.00	677
77449	10	1,092,133	0.07	7.651	359	85.15	36.65	598
77450	5	512,407	0.03	7.426	359	80.00	37.36	591
77459	9	1,148,098	0.08	8.004	343	87.37	39.41	584
77469	6	792,427	0.05	7.156	359	81.98	36.49	619
77471	2	275,825	0.02	7.804	359	93.21	43.14	649
77477	3	385,219	0.03	7.040	357	85.78	35.38	577
77478	9	1,571,691	0.10	7.346	359	84.41	33.15	615
77479	2	265,803	0.02	7.389	359	84.14	33.90	615
77485	1	90,845	0.01	8.550	359	90.00	30.00	551
77489	7	616,021	0.04	7.841	311	77.08	38.70	569
77493	3	366,810	0.02	7.083	318	80.00	36.79	592
77494	3	531,842	0.04	6.771	359	81.58	28.88	598
77502	2	157,615	0.01	8.827	359	74.94	48.94	541
77504	2	166,207	0.01	8.914	359	85.14	37.68	521
77505	1	114,312	0.01	7.325	359	80.00	16.00	586
77506	1	81,958	0.01	9.300	359	89.13	46.00	563
77510	3	424,862	0.03	7.275	359	75.96	36.25	669

77511	2	219,647	0.01	7,968	281	68.95	48.39	614
77515	1	73,556	0.00	8,575	359	80.00	29.00	596
77521	1	166,872	0.01	7,350	359	86.98	49.00	608
77530	2	213,910	0.01	8,145	359	92.10	33.19	605
77535	1	107,906	0.01	6,700	359	80.00	43.00	639
77536	3	317,598	0.02	7,375	327	76.57	32.65	591
77539	2	142,243	0.01	8,905	294	84.55	46.28	544
77545	5	644,758	0.04	7,289	359	88.50	44.07	620
77546	3	356,786	0.02	7,744	257	84.90	30.28	588
77562	1	143,888	0.01	7,650	359	80.00	41.00	671
77565	1	88,021	0.01	8,050	359	80.00	47.00	659
77571	1	61,622	0.00	9,150	359	95.00	49.00	589
77573	6	722,442	0.05	7,469	359	79.14	36.21	624
77584	6	994,463	0.07	7,329	347	79.03	39.61	617
77586	1	219,845	0.01	7,750	359	80.00	43.00	523
77587	1	87,934	0.01	7,450	359	80.00	46.00	553
77632	1	61,315	0.00	9,200	359	82.40	15.00	517
77642	1	67,799	0.00	7,750	179	81.93	29.00	584
77650	1	141,907	0.01	8,100	359	60.94	15.00	500
77706	1	79,447	0.01	8,050	359	70.35	15.00	528
77833	1	132,151	0.01	7,350	359	80.00	34.00	628
77871	1	99,933	0.01	8,000	359	80.00	42.00	573
78015	1	299,701	0.02	6,000	359	80.00	41.00	673
78045	1	144,421	0.01	8,990	359	85.00	45.00	578
78070	1	110,635	0.01	8,660	359	90.00	32.00	550
78109	1	83,438	0.01	7,500	359	78.77	41.00	545
78154	1	123,910	0.01	7,600	359	80.00	43.00	535
78160	1	77,360	0.01	9,300	359	90.00	46.00	553
78201	2	126,141	0.01	8,458	357	80.00	29.39	610
78209	1	84,519	0.01	7,450	358	85.00	25.00	562
78216	1	84,638	0.01	7,250	179	64.89	24.00	716
78227	1	107,108	0.01	9,900	359	75.00	28.00	510
78230	2	767,019	0.05	6,005	359	72.65	24.71	664
78240	1	93,127	0.01	7,200	359	80.00	48.00	693
78242	1	69,266	0.00	9,500	359	90.00	19.00	562
78245	1	64,837	0.00	9,600	179	73.86	21.00	510
78250	3	297,521	0.02	7,140	359	81.83	38.35	586
78251	2	183,380	0.01	7,292	359	62.08	37.62	569
78254	2	197,357	0.01	8,389	359	92.56	26.98	585
78258	1	116,586	0.01	6,450	358	80.00	45.00	650
78410	1	91,924	0.01	6,950	359	80.00	18.00	601
78412	1	64,866	0.00	9,150	359	60.65	34.00	525
78415	1	75,571	0.01	10,650	359	70.00	15.00	538
78501	4	360,397	0.02	8,610	359	90.05	41.05	586
78504	1	118,713	0.01	7,550	359	80.00	36.00	612
78526	1	128,607	0.01	7,650	359	90.00	34.00	585
78539	2	212,348	0.01	7,674	359	85.52	40.92	569
78541	2	142,235	0.01	7,753	306	80.00	24.20	584
78550	2	295,382	0.02	8,368	358	79.92	23.72	564
78572	4	419,790	0.03	6,679	359	82.47	40.22	663
78577	2	164,863	0.01	8,867	359	89.20	38.74	542

78589	1	219,851	0.01	7.950	359	91.48	49.00	649
78593	1	125,827	0.01	7.900	358	86.90	31.00	549
78602	1	93,518	0.01	6.650	359	80.00	32.00	596
78645	1	155,457	0.01	6.400	359	80.00	35.00	670
78664	3	340,270	0.02	8.586	359	89.36	32.05	576
78666	1	371,673	0.02	6.650	359	80.00	50.00	654
78669	1	193,374	0.01	8.150	359	90.00	35.00	614
78681	1	122,361	0.01	7.600	359	79.00	29.00	626
78702	1	101,124	0.01	7.450	359	80.00	29.00	566
78704	1	287,809	0.02	8.050	359	90.00	46.00	582
78723	1	127,138	0.01	6.200	359	80.00	48.00	612
78727	1	175,414	0.01	9.500	359	90.00	32.00	567
78732	2	803,378	0.05	7.321	359	77.47	43.21	578
78745	1	147,894	0.01	7.700	359	80.00	49.00	641
78749	1	188,957	0.01	6.500	359	77.20	44.00	548
78758	1	81,933	0.01	7.000	359	53.59	34.00	559
78945	1	103,137	0.01	8.500	359	80.00	46.00	530
78957	1	111,924	0.01	7.950	359	80.00	33.00	592
79015	1	239,834	0.02	7.850	359	80.00	47.00	613
79068	1	70,160	0.00	8.800	359	90.00	39.00	553
79407	1	60,266	0.00	8.800	359	90.00	41.00	554
79835	1	123,893	0.01	6.750	359	80.00	44.00	607
79902	1	133,847	0.01	6.700	359	80.00	45.00	681
79904	1	62,191	0.00	8.950	359	95.00	40.00	606
79912	1	144,875	0.01	6.750	359	76.32	26.00	572
79915	1	99,857	0.01	7.700	358	80.00	39.00	531
79924	3	234,931	0.02	6.688	306	85.42	29.97	622
79935	1	78,629	0.01	6.500	359	87.44	26.00	656
79936	4	353,129	0.02	8.348	359	86.53	43.76	626
80004	3	661,038	0.04	7.889	359	89.39	36.21	593
80010	1	115,933	0.01	8.750	359	74.84	35.00	525
80011	2	295,679	0.02	5.550	359	80.00	38.00	659
80012	1	139,916	0.01	8.525	359	80.00	43.00	539
80013	1	181,322	0.01	7.750	359	95.00	40.00	557
80014	2	352,850	0.02	6.026	359	80.00	46.51	639
80015	1	144,660	0.01	6.150	359	80.00	47.00	617
80016	1	215,153	0.01	9.900	359	75.00	29.00	631
80017	2	338,598	0.02	7.072	359	85.05	33.89	592
80020	2	479,909	0.03	7.742	359	88.14	29.63	582
80022	1	191,620	0.01	6.050	358	80.00	46.00	605
80031	1	386,061	0.03	6.650	359	80.00	38.00	695
80033	1	134,918	0.01	8.500	359	84.38	18.00	548
80102	1	184,374	0.01	7.900	359	89.13	18.00	624
80104	1	195,882	0.01	7.150	359	85.00	20.00	554
80106	1	142,927	0.01	9.350	359	65.00	45.00	515
80107	1	274,980	0.02	9.750	356	95.00	41.00	519
80108	1	79,600	0.01	9.750	360	100.00	49.00	642
80120	1	251,393	0.02	6.990	359	85.00	48.00	609
80123	1	64,000	0.00	10.500	180	100.00	24.00	605
80124	1	259,823	0.02	7.925	359	80.00	31.00	518
80126	1	533,534	0.04	7.900	359	95.00	49.00	592

80128	1	187,410	0.01	5,900	359	80.00	44.00	617
80130	1	218,343	0.01	7,650	359	95.00	40.00	609
80138	1	413,722	0.03	7,990	359	92.00	47.00	530
80204	1	179,862	0.01	8,100	359	90.00	46.00	575
80205	1	148,094	0.01	7,700	359	95.00	50.00	584
80207	5	921,836	0.06	7,247	359	82.08	39.61	622
80210	1	227,014	0.02	7,000	359	80.00	49.00	531
80212	3	571,826	0.04	7,523	359	77.30	40.68	567
80215	3	645,000	0.04	7,287	359	86.80	42.25	554
80219	2	306,235	0.02	6,853	359	85.43	34.37	590
80220	2	392,271	0.03	6,167	359	84.09	33.04	644
80222	1	193,671	0.01	7,650	179	79.94	11.00	605
80223	1	177,202	0.01	8,950	359	90.00	50.00	577
80224	1	599,572	0.04	7,700	359	70.59	24.00	553
80226	8	1,134,913	0.08	6,916	359	85.17	35.83	694
80227	1	116,920	0.01	7,900	359	90.00	46.00	507
80229	2	260,221	0.02	8,264	359	87.27	41.00	627
80232	1	190,231	0.01	6,600	359	80.00	33.00	641
80260	1	158,242	0.01	5,990	359	80.00	18.00	616
80304	1	118,900	0.01	9,250	360	100.00	39.00	689
80305	1	413,767	0.03	8,850	359	86.61	14.00	703
80401	1	138,666	0.01	8,500	359	73.80	35.00	551
80403	1	82,000	0.01	9,250	360	100.00	24.00	740
80421	1	180,781	0.01	8,100	359	90.00	39.00	671
80440	1	66,323	0.00	8,800	358	70.00	12.00	520
80446	1	169,947	0.01	8,500	359	95.00	15.00	632
80501	1	116,836	0.01	9,025	359	70.00	34.00	570
80524	1	159,874	0.01	7,200	359	80.00	45.00	627
80528	1	440,663	0.03	7,350	359	90.00	50.00	535
80536	1	346,093	0.02	6,600	359	80.00	45.00	592
80538	1	238,340	0.02	7,990	359	90.00	24.00	532
80601	2	317,246	0.02	7,556	358	84.83	47.16	528
80603	1	143,004	0.01	8,000	359	90.00	48.00	584
80620	1	145,910	0.01	8,400	359	87.43	36.00	504
80645	1	103,426	0.01	7,700	359	90.00	37.00	572
80820	1	150,659	0.01	8,500	359	75.00	51.00	561
80910	1	168,021	0.01	6,000	359	95.00	44.00	707
80911	1	159,839	0.01	5,950	359	80.00	35.00	684
80916	1	127,077	0.01	6,150	359	80.00	50.00	632
80918	1	167,098	0.01	8,450	359	95.00	29.00	586
81001	1	66,679	0.00	7,850	359	85.00	27.00	530
81003	1	67,460	0.00	8,550	359	90.00	46.00	688
81004	1	119,609	0.01	7,400	359	90.00	47.00	571
81005	2	163,870	0.01	7,167	359	82.03	35.27	633
81006	1	152,667	0.01	6,700	359	80.00	18.00	621
81063	1	64,797	0.00	8,400	359	95.00	43.00	582
81212	3	379,357	0.03	8,284	359	85.39	38.04	554
81321	2	264,393	0.02	8,614	359	92.24	43.51	563
81401	1	114,709	0.01	7,150	359	80.00	34.00	673
81501	1	90,571	0.01	7,350	359	80.00	36.00	647
81503	1	125,933	0.01	9,150	359	75.00	35.00	535

81504	1	109,500	0.01	6,450	359	80.00	37.00	605
81521	2	435,736	0.03	7,500	359	87.38	37.87	591
81621	1	649,493	0.04	7,250	359	84.97	41.00	557
81631	1	341,768	0.02	7,950	359	95.00	47.00	614
81650	1	233,843	0.02	8,000	359	90.00	36.00	568
82001	1	65,950	0.00	7,400	359	94.42	45.00	639
82009	1	135,862	0.01	5,900	359	80.00	46.00	681
82201	1	92,991	0.01	6,150	358	88.76	50.00	722
82301	1	76,959	0.01	9,150	359	70.00	42.00	526
82604	3	430,400	0.03	7,159	359	81.73	41.56	663
82609	1	113,312	0.01	7,250	359	90.00	37.00	669
82644	1	229,603	0.02	8,800	357	64.79	44.00	526
82801	1	106,230	0.01	6,850	359	80.00	27.00	655
82901	2	184,836	0.01	6,600	359	84.48	37.91	643
82930	1	79,916	0.01	5,700	359	80.00	39.00	623
82935	1	136,674	0.01	6,400	359	80.00	46.00	671
83202	1	154,417	0.01	9,100	359	75.00	52.00	508
83336	1	84,813	0.01	7,600	357	69.84	29.00	649
83338	1	72,209	0.00	8,850	359	85.00	42.00	549
83406	1	155,852	0.01	6,250	359	80.00	26.00	633
83442	1	90,335	0.01	7,650	359	80.00	39.00	583
83605	1	61,960	0.00	8,200	359	86.11	30.00	571
83607	1	101,112	0.01	7,950	358	75.00	39.00	674
83615	1	131,083	0.01	6,575	359	80.00	26.00	620
83644	1	266,825	0.02	8,125	359	84.76	47.00	606
83686	1	92,727	0.01	7,200	359	80.00	40.00	622
83687	1	92,171	0.01	6,800	359	90.00	44.00	602
83713	1	106,444	0.01	6,250	359	80.00	18.00	683
83716	1	134,916	0.01	8,350	359	80.00	45.00	548
83814	1	124,876	0.01	6,000	359	76.22	25.00	557
83835	1	131,098	0.01	7,250	359	80.00	39.00	640
83869	1	76,455	0.01	8,600	359	85.00	43.00	557
84014	1	117,822	0.01	8,075	359	90.00	43.00	590
84015	1	68,750	0.00	7,650	359	80.00	21.00	561
84020	2	268,812	0.02	7,367	359	84.84	21.59	615
84025	2	304,552	0.02	7,043	359	83.35	26.98	562
84032	1	153,655	0.01	8,550	358	80.00	30.00	663
84041	3	332,139	0.02	7,863	359	89.80	33.94	598
84043	2	221,433	0.01	7,464	359	80.00	34.22	629
84044	2	280,020	0.02	7,987	359	89.90	44.30	624
84054	1	188,837	0.01	6,750	359	90.00	47.00	700
84055	1	207,315	0.01	6,050	359	80.00	34.00	604
84057	1	127,755	0.01	8,200	358	80.00	31.00	626
84058	1	145,617	0.01	6,250	359	90.00	20.00	699
84060	2	377,324	0.03	7,637	359	89.06	27.83	680
84062	1	94,939	0.01	8,250	359	79.17	25.00	606
84065	2	351,630	0.02	6,490	359	87.33	46.49	611
84067	4	438,984	0.03	7,586	359	83.49	36.03	602
84070	1	109,443	0.01	7,700	358	80.00	32.00	640
84075	1	113,490	0.01	6,150	359	80.00	35.00	647
84078	1	100,643	0.01	7,380	359	80.00	29.00	637

84084	5	674,854	0.04	6,920	359	81.81	41.78	618
84088	6	653,037	0.04	7,263	359	76.46	35.65	657
84092	1	211,743	0.01	7,500	359	83.43	30.00	591
84094	1	214,252	0.01	7,850	357	95.00	40.00	554
84098	1	261,947	0.02	6,750	358	80.00	36.00	722
84102	1	135,881	0.01	6,675	359	80.00	39.00	652
84104	4	402,053	0.03	6,770	359	80.00	38.85	670
84105	1	202,918	0.01	8,850	358	85.00	50.00	553
84106	2	307,713	0.02	6,508	359	80.00	48.52	684
84116	2	283,335	0.02	6,334	359	80.00	38.05	613
84118	6	718,738	0.05	7,653	359	84.56	30.60	607
84119	4	396,259	0.03	6,838	359	85.56	38.47	653
84120	2	214,597	0.01	7,768	359	87.23	40.59	602
84123	1	175,831	0.01	6,200	359	80.00	48.00	600
84124	1	139,918	0.01	8,650	359	80.00	42.00	531
84128	1	97,510	0.01	6,400	359	80.00	39.00	673
84317	1	203,814	0.01	6,450	359	80.00	26.00	612
84319	1	100,230	0.01	7,800	359	85.00	50.00	527
84321	1	160,079	0.01	7,400	359	90.00	22.00	608
84401	3	459,265	0.03	8,418	359	89.18	42.75	574
84403	1	107,907	0.01	6,750	359	90.00	29.00	689
84404	1	92,640	0.01	8,200	359	90.00	32.00	569
84601	1	223,327	0.01	6,050	359	79.29	44.00	607
84655	1	146,431	0.01	7,400	359	95.00	27.00	667
84660	1	155,763	0.01	6,650	359	79.99	45.00	558
84720	4	563,365	0.04	7,188	359	78.82	37.87	634
84790	2	184,896	0.01	7,589	359	88.64	41.84	673
85003	1	235,798	0.02	6,775	359	80.00	22.00	659
85006	3	331,987	0.02	7,244	359	89.97	41.69	607
85007	4	431,189	0.03	8,101	359	86.12	37.74	600
85008	7	799,109	0.05	7,446	346	84.70	40.58	618
85009	16	1,582,942	0.11	7,438	347	86.62	36.69	651
85013	4	591,525	0.04	7,148	359	76.12	39.70	617
85014	1	196,870	0.01	8,100	359	59.70	29.00	592
85015	3	379,306	0.03	7,315	359	83.15	42.49	635
85016	2	523,850	0.03	8,193	360	80.00	20.64	696
85017	7	799,757	0.05	7,174	359	84.94	36.39	612
85018	2	541,223	0.04	7,242	358	84.08	43.79	558
85019	14	1,747,136	0.12	7,623	350	86.65	40.23	612
85020	2	254,912	0.02	7,294	359	87.47	39.46	634
85021	2	277,439	0.02	7,491	359	88.86	32.92	624
85022	3	456,168	0.03	7,519	359	86.49	40.44	619
85023	2	237,191	0.02	7,112	358	80.00	37.36	539
85024	2	330,633	0.02	6,579	359	66.95	47.12	612
85027	7	922,752	0.06	7,550	359	80.41	36.76	570
85028	1	329,600	0.02	8,450	360	80.00	36.00	765
85029	6	719,063	0.05	7,517	359	79.88	35.67	633
85031	10	1,186,800	0.08	7,791	359	86.80	32.80	614
85032	8	1,072,627	0.07	6,832	359	80.73	42.52	593
85033	36	4,223,463	0.28	7,494	356	85.02	36.23	617
85034	2	203,326	0.01	6,788	359	77.75	43.55	675

85035	18	2,121,524	0.14	7.340	359	83.12	38.67	625
85037	17	2,458,142	0.16	7.032	359	82.38	36.02	635
85040	8	1,032,737	0.07	7.958	359	89.27	43.01	622
85041	13	1,723,922	0.11	7.150	359	85.23	31.53	628
85042	11	1,380,773	0.09	7.913	359	84.24	36.49	611
85043	4	662,758	0.04	7.383	359	83.92	44.85	603
85044	2	523,620	0.03	7.674	359	83.72	37.73	553
85050	2	575,224	0.04	6.800	358	80.00	39.24	576
85051	8	947,407	0.06	7.602	359	85.82	41.79	589
85053	8	1,215,138	0.08	7.893	359	84.60	40.59	581
85085	2	457,182	0.03	7.825	359	85.02	36.51	550
85086	3	633,664	0.04	8.547	359	86.73	36.43	615
85201	8	1,141,332	0.08	7.220	344	81.13	42.46	637
85202	4	568,764	0.04	7.535	359	81.17	37.06	598
85203	3	629,716	0.04	7.442	359	84.42	42.35	603
85204	10	1,524,810	0.10	7.430	359	85.32	38.17	622
85205	3	418,992	0.03	6.131	359	76.20	37.52	604
85206	3	546,569	0.04	7.244	359	84.42	36.41	628
85207	3	623,273	0.04	7.968	359	79.00	40.86	626
85208	10	1,631,486	0.11	7.327	359	83.71	37.12	611
85210	7	786,262	0.05	7.989	359	91.68	34.09	688
85212	3	566,552	0.04	7.207	359	86.10	36.43	567
85213	1	142,901	0.01	7.850	359	76.88	27.00	560
85215	1	224,872	0.01	8.800	359	90.00	44.00	681
85218	1	189,858	0.01	6.900	359	65.89	52.00	600
85219	2	332,279	0.02	8.199	359	79.48	37.32	595
85220	4	486,748	0.03	7.862	359	83.35	33.14	614
85222	1	77,625	0.01	7.550	358	65.00	20.00	583
85223	1	108,595	0.01	6.300	358	80.00	44.00	714
85224	5	873,796	0.06	7.548	359	81.64	35.72	598
85225	6	1,086,772	0.07	8.377	359	92.87	40.19	604
85226	2	278,817	0.02	8.165	359	76.25	33.03	620
85228	2	292,781	0.02	7.493	359	91.62	42.35	603
85231	2	231,179	0.02	8.881	359	78.33	27.22	587
85233	5	989,545	0.07	8.572	359	76.70	30.44	557
85234	4	941,605	0.06	8.015	359	85.32	38.95	630
85236	1	329,765	0.02	7.700	359	82.50	49.00	552
85237	1	107,937	0.01	8.650	359	90.00	50.00	519
85239	7	1,108,970	0.07	8.148	346	81.82	42.58	605
85242	14	2,318,557	0.15	8.044	359	84.08	38.47	595
85248	3	823,973	0.05	8.240	359	81.27	39.06	606
85249	4	968,181	0.06	7.141	359	74.91	45.48	667
85250	1	147,894	0.01	7.675	359	80.00	41.00	650
85251	1	161,405	0.01	8.650	359	95.00	40.00	621
85254	2	576,131	0.04	8.239	359	82.26	44.89	574
85257	2	287,011	0.02	7.088	359	71.16	45.63	594
85258	2	477,098	0.03	9.707	358	87.45	47.16	549
85260	2	586,642	0.04	8.471	359	73.69	41.15	564
85268	2	625,898	0.04	8.229	359	79.22	47.47	555
85282	3	475,901	0.03	7.704	359	79.64	44.55	553
85283	3	420,948	0.03	7.972	359	77.36	31.47	571

85294	1	75,000	0.00	7,850	360	75.00	19.00	619
85296	9	2,039,168	0.14	7,707	359	79.42	34.44	609
85297	10	2,584,530	0.17	8,280	359	87.89	43.30	617
85301	5	543,390	0.04	7,691	359	83.49	37.58	583
85302	9	1,483,978	0.10	7,189	359	86.71	38.13	652
85303	4	555,880	0.04	6,938	358	80.76	43.76	632
85304	2	330,560	0.02	7,419	359	83.88	38.93	567
85305	2	312,371	0.02	7,882	359	85.36	39.61	627
85306	4	541,581	0.04	7,466	359	80.32	38.99	617
85308	4	662,783	0.04	7,588	359	88.07	39.17	624
85310	1	130,385	0.01	6,650	359	75.00	37.00	606
85323	15	2,199,103	0.15	7,555	335	83.53	37.36	593
85326	5	796,182	0.05	7,187	359	84.06	38.48	620
85331	1	223,783	0.01	6,150	359	70.00	38.00	513
85335	10	1,373,250	0.09	7,421	359	80.96	36.77	593
85338	10	1,798,826	0.12	7,200	359	83.74	36.23	601
85339	4	817,611	0.05	7,723	359	85.98	40.18	613
85340	3	988,072	0.07	7,277	359	86.06	41.91	587
85345	3	439,133	0.03	6,912	359	82.63	31.52	567
85349	1	87,842	0.01	6,550	358	80.00	30.00	678
85351	1	125,336	0.01	9,300	359	95.00	33.00	693
85353	6	1,028,534	0.07	7,320	359	85.54	41.71	578
85354	2	193,905	0.01	7,592	358	77.68	42.05	626
85363	2	332,815	0.02	6,626	359	80.00	40.42	570
85364	5	599,845	0.04	7,417	359	79.18	40.29	628
85365	3	373,909	0.02	6,963	359	74.42	39.18	581
85367	1	175,675	0.01	6,400	358	80.00	38.00	652
85373	2	374,724	0.02	7,559	359	81.04	45.01	517
85374	7	1,007,614	0.07	7,554	359	84.22	38.42	605
85379	8	1,370,733	0.09	7,277	359	86.05	40.89	612
85382	2	428,646	0.03	6,972	359	74.16	39.03	596
85383	2	595,827	0.04	7,252	359	85.96	39.71	589
85387	2	338,376	0.02	8,531	359	90.00	41.65	595
85501	1	71,959	0.00	8,775	359	90.00	42.00	648
85541	3	291,397	0.02	8,886	359	84.11	32.30	629
85544	1	247,325	0.02	7,750	359	90.00	38.00	633
85614	1	143,002	0.01	6,950	359	80.00	45.00	667
85621	1	84,537	0.01	7,450	359	72.31	39.00	567
85629	3	552,159	0.04	8,096	359	79.94	37.17	557
85635	1	236,463	0.02	6,450	359	74.74	49.00	566
85643	1	72,995	0.00	8,050	358	85.00	48.00	543
85648	2	247,622	0.02	7,380	358	89.19	45.23	642
85650	1	199,674	0.01	8,300	359	86.87	32.00	594
85653	1	327,920	0.02	8,075	360	80.00	50.00	716
85701	1	326,177	0.02	7,912	359	80.00	44.00	582
85704	1	429,204	0.03	9,850	359	95.00	47.00	558
85705	1	63,617	0.00	8,700	357	75.00	19.00	531
85706	10	1,256,112	0.08	7,665	359	84.62	31.64	620
85710	2	328,697	0.02	8,465	359	85.25	45.15	523
85711	2	208,846	0.01	6,991	358	77.52	38.99	651
85714	1	99,832	0.01	6,900	358	80.00	28.00	601

85719	1	99,916	0.01	6,900	359	66.67	42.00	560
85730	2	235,824	0.02	7,475	359	87.48	40.46	568
85737	1	155,894	0.01	7,950	359	65.00	35.00	592
85741	1	132,683	0.01	6,650	359	80.00	23.00	630
85742	1	163,469	0.01	7,100	359	80.00	25.00	682
85743	2	171,223	0.01	9,306	358	67.71	29.63	513
85745	1	489,680	0.03	8,137	359	78.78	13.00	530
85746	6	890,876	0.06	7,335	358	81.65	41.81	610
85747	1	170,881	0.01	7,800	359	90.00	37.00	642
85749	1	534,957	0.04	5,900	359	83.67	34.00	680
85928	1	218,035	0.01	7,450	359	95.00	47.00	635
85939	1	85,551	0.01	8,800	359	80.00	46.00	566
86004	1	167,884	0.01	7,850	359	84.85	42.00	510
86024	1	81,949	0.01	8,350	359	60.74	33.00	657
86314	3	580,309	0.04	7,913	359	83.01	39.66	631
86323	2	319,030	0.02	7,877	359	85.96	46.70	601
86324	1	181,839	0.01	6,600	359	67.41	29.00	519
86325	1	157,381	0.01	7,400	359	80.77	46.00	553
86327	1	153,736	0.01	7,525	359	85.00	43.00	572
86336	1	349,686	0.02	6,537	359	84.13	16.00	676
86406	1	146,859	0.01	6,200	359	70.00	37.00	654
86426	1	179,035	0.01	6,400	359	80.00	39.00	686
86436	1	111,852	0.01	8,150	358	80.00	25.00	669
86442	1	89,174	0.01	6,800	359	85.00	42.00	587
87015	1	150,692	0.01	7,700	359	80.00	40.00	618
87107	1	101,788	0.01	9,350	359	95.00	30.00	588
87110	1	80,714	0.01	9,900	359	95.00	16.00	615
87111	1	176,592	0.01	8,450	359	95.00	32.00	625
87112	3	380,467	0.03	8,270	359	87.80	40.25	622
87113	1	105,052	0.01	9,100	359	90.04	34.00	606
87114	1	126,684	0.01	6,450	359	80.00	33.00	626
87120	4	675,049	0.05	7,921	359	84.96	41.24	626
87121	6	594,800	0.04	7,884	359	85.07	35.53	651
87123	1	86,256	0.01	7,500	359	80.00	29.00	696
87124	4	614,115	0.04	8,007	359	86.17	33.06	609
87144	1	93,152	0.01	9,800	359	95.00	31.00	756
87402	1	98,080	0.01	8,850	359	95.00	38.00	574
87507	1	178,270	0.01	7,600	359	80.00	43.00	680
88001	1	99,699	0.01	9,350	359	95.00	39.00	564
88008	1	116,928	0.01	8,450	359	90.00	45.00	519
88012	1	121,507	0.01	7,350	359	80.00	33.00	666
89012	3	1,040,054	0.07	6,804	359	75.13	48.05	620
89014	3	644,540	0.04	7,350	359	77.52	39.02	587
89015	8	1,472,230	0.10	7,726	359	80.61	32.44	633
89027	1	149,890	0.01	7,550	359	63.69	18.00	582
89030	6	820,880	0.05	8,192	359	85.09	42.32	588
89031	13	2,792,335	0.19	7,051	359	80.55	43.85	603
89032	7	1,506,538	0.10	7,797	359	86.84	39.44	637
89052	2	540,316	0.04	6,563	359	60.23	36.60	632
89060	1	137,498	0.01	7,500	359	80.00	23.00	534
89074	4	1,247,557	0.08	7,420	358	78.99	41.42	556

89084	1	302,324	0.02	7,650	359	95.00	33.00	752
89101	1	114,774	0.01	7,300	358	76.67	45.00	566
89102	2	221,842	0.01	7,700	359	67.63	44.38	561
89103	3	626,495	0.04	7,971	359	82.73	47.40	576
89104	2	390,729	0.03	7,854	359	83.26	43.30	560
89106	4	641,149	0.04	8,267	359	86.29	46.37	598
89107	2	353,325	0.02	7,281	359	80.00	39.53	663
89108	23	3,907,471	0.26	7,308	353	80.08	40.45	614
89109	3	480,513	0.03	7,728	359	74.71	30.72	575
89110	10	2,214,488	0.15	7,436	359	81.81	42.56	617
89113	2	303,727	0.02	6,594	359	80.00	23.02	678
89115	4	685,866	0.05	7,541	359	82.56	33.52	584
89117	5	1,339,587	0.09	8,234	359	83.81	28.56	604
89119	2	321,965	0.02	7,124	358	90.61	41.22	640
89120	2	517,075	0.03	6,993	359	82.39	41.39	578
89121	8	1,264,243	0.08	7,306	359	79.36	33.84	598
89122	7	989,817	0.07	8,049	359	82.10	34.75	612
89123	7	1,720,235	0.11	8,041	359	89.35	42.36	592
89124	1	749,415	0.05	7,250	359	62.50	51.00	539
89128	5	1,370,647	0.09	9,044	359	87.93	39.16	622
89129	3	794,854	0.05	5,992	359	78.66	40.91	591
89130	4	991,458	0.07	7,487	359	73.55	42.73	565
89131	5	1,474,622	0.10	6,720	359	73.92	42.73	585
89134	2	557,190	0.04	6,440	359	84.76	47.35	630
89139	2	344,860	0.02	7,850	359	64.47	43.74	673
89141	1	282,008	0.02	7,900	358	90.00	20.00	658
89142	5	1,041,648	0.07	7,697	359	82.29	44.06	590
89145	2	383,687	0.03	7,082	359	80.00	35.25	575
89146	2	396,262	0.03	8,765	359	72.34	40.77	612
89147	10	2,405,059	0.16	7,789	359	83.31	34.01	641
89148	5	1,907,725	0.13	8,277	358	90.65	39.22	631
89149	3	842,981	0.06	8,076	358	81.98	38.15	605
89156	4	730,519	0.05	8,590	359	85.72	47.79	606
89408	1	219,779	0.01	5,950	359	61.62	35.00	661
89411	1	750,000	0.05	5,990	360	79.79	27.00	582
89429	1	89,576	0.01	7,950	358	60.00	45.00	711
89431	1	89,930	0.01	7,300	359	52.94	22.00	547
89433	2	260,516	0.02	9,300	359	65.00	38.72	521
89436	4	863,225	0.06	7,053	359	82.62	37.45	608
89447	1	97,945	0.01	8,850	359	57.99	42.00	544
89506	7	1,327,070	0.09	7,091	359	80.43	38.96	619
89509	1	59,958	0.00	7,850	359	48.00	37.00	550
89511	1	269,818	0.02	7,990	359	90.00	48.00	551
89512	1	98,933	0.01	7,950	359	90.00	34.00	574
89523	1	295,725	0.02	6,350	359	74.94	45.00	558
89701	2	264,565	0.02	6,647	359	74.63	38.42	720
89703	1	262,024	0.02	6,500	358	75.00	43.00	594
90002	3	748,969	0.05	6,118	359	74.46	40.55	606
90003	4	1,299,001	0.09	7,480	359	84.64	38.36	610
90006	1	131,000	0.01	9,150	360	100.00	8.00	684
90008	3	1,146,306	0.08	7,369	309	77.61	44.88	621

90011			3	844,159	0.06	7.638	359	86.21	44.92	597
90016			1	273,514	0.02	6.737	359	75.00	36.00	568
90018			2	511,589	0.03	6.863	359	65.59	43.14	602
90019			2	977,106	0.07	7.498	359	67.44	46.25	578
90022			1	289,714	0.02	6.050	359	66.67	41.00	597
90023			1	346,238	0.02	7.400	359	80.77	48.00	528
90025			1	479,677	0.03	7.990	359	80.00	46.00	589
90026			1	352,244	0.02	7.600	359	51.46	35.00	604
90028			1	475,494	0.03	5.650	359	70.00	37.00	669
90032			1	345,458	0.02	7.100	357	79.66	49.00	614
90035			1	349,452	0.02	7.250	359	63.59	46.00	585
90037			2	638,886	0.04	8.185	359	80.67	45.07	608
90039			2	916,181	0.06	6.835	358	72.90	35.90	556
90041			1	409,591	0.03	5.990	359	61.19	10.00	663
90042			4	1,486,925	0.10	7.007	335	72.61	38.25	627
90043			4	1,029,571	0.07	6.648	359	72.12	42.81	605
90044			5	1,393,802	0.09	6.881	359	72.98	43.01	574
90047			5	1,272,246	0.08	6.337	359	70.51	48.71	564
90048			1	174,908	0.01	9.200	359	19.44	18.00	554
90056			1	676,280	0.05	5.650	359	69.79	37.00	691
90059			3	597,061	0.04	7.429	359	71.64	41.71	580
90061			3	961,733	0.06	6.263	359	84.07	46.20	622
90062			2	506,032	0.03	6.489	358	64.16	38.51	551
90063			2	539,825	0.04	6.976	358	73.20	46.25	619
90065			3	1,019,824	0.07	7.419	359	77.17	40.90	533
90068			1	569,433	0.04	6.000	359	48.31	35.00	677
90220			3	711,350	0.05	7.510	358	82.31	31.79	577
90221			3	777,655	0.05	6.229	359	73.62	38.19	633
90222			3	743,409	0.05	7.188	359	80.90	41.85	601
90240			1	480,647	0.03	7.550	359	74.00	37.00	504
90241			1	404,699	0.03	7.500	359	90.00	35.00	634
90242			2	525,170	0.04	8.632	359	95.74	49.70	609
90249			2	662,907	0.04	5.768	358	75.61	38.63	687
90250			1	99,946	0.01	9.050	359	33.90	20.00	553
90260			2	443,428	0.03	8.802	359	71.03	47.76	596
90262			4	1,000,501	0.07	6.596	359	73.04	43.75	584
90277			1	749,403	0.05	7.150	359	68.81	45.00	625
90280			4	906,616	0.06	6.666	359	64.10	45.82	596
90301			2	485,901	0.03	7.881	359	68.57	46.54	572
90302			1	354,541	0.02	8.200	358	89.87	46.00	565
90303			1	259,772	0.02	6.650	359	67.89	41.00	599
90305			1	284,700	0.02	5.700	359	52.78	52.00	535
90501			1	549,630	0.04	7.990	359	73.33	40.00	594
90502			1	388,658	0.03	6.650	359	77.80	48.00	530
90503			1	603,000	0.04	7.900	360	90.00	37.00	783
90504			1	319,763	0.02	7.500	359	69.57	52.00	552
90602			2	651,356	0.04	6.063	359	55.91	39.60	693
90603			2	708,254	0.05	5.709	359	65.01	43.28	639
90604			2	723,333	0.05	6.490	359	80.00	31.76	560
90605			1	316,663	0.02	5.650	359	74.59	26.00	659
90620			4	1,229,953	0.08	7.178	359	76.83	47.62	557

90631	1	294,706	0.02	6,000	359	53.64	49.00	538
90638	2	709,785	0.05	7,732	358	71.91	20.21	536
90640	1	347,516	0.02	7,800	356	85.00	50.00	535
90650	7	2,034,851	0.14	7,109	359	83.10	45.96	596
90660	2	397,032	0.03	7,208	359	53.06	40.32	554
90680	4	1,225,029	0.08	7,232	359	74.30	42.64	613
90703	1	539,540	0.04	6,800	359	90.00	47.00	591
90706	1	311,718	0.02	6,500	359	80.00	20.00	627
90710	1	271,835	0.02	8,500	359	80.00	47.00	528
90712	2	744,323	0.05	6,790	358	77.33	38.80	608
90720	1	274,467	0.02	6,150	358	44.93	24.00	613
90723	1	314,710	0.02	6,400	359	75.00	40.00	631
90731	2	615,543	0.04	6,377	358	80.99	44.84	608
90744	1	244,492	0.02	5,800	358	59.76	52.00	566
90745	6	1,689,879	0.11	6,652	358	74.65	41.49	597
90746	3	684,532	0.05	7,590	359	72.28	46.02	603
90755	1	355,652	0.02	6,100	359	79.11	34.00	641
90804	1	524,614	0.03	7,550	359	75.00	34.00	534
90805	8	2,235,094	0.15	7,201	359	80.28	41.87	603
90806	2	692,228	0.05	7,714	359	82.42	47.01	598
90807	1	310,739	0.02	6,890	359	46.84	45.00	563
90808	2	513,997	0.03	8,355	358	80.44	41.74	550
90810	2	591,003	0.04	6,569	359	75.11	35.60	626
90814	1	314,813	0.02	8,600	359	70.00	41.00	566
91001	3	818,372	0.05	6,946	359	65.77	43.10	617
91006	1	139,000	0.01	9,150	360	100.00	46.00	680
91010	1	381,711	0.03	7,400	359	73.46	47.00	544
91040	1	344,133	0.02	5,650	359	74.89	41.00	623
91104	1	420,315	0.03	5,800	359	85.00	46.00	681
91205	1	556,322	0.04	5,990	357	79.71	35.00	593
91214	1	349,643	0.02	5,875	359	47.95	43.00	631
91302	1	544,575	0.04	7,250	359	75.17	40.00	528
91303	1	398,738	0.03	8,100	359	95.00	35.00	603
91306	1	324,758	0.02	7,475	359	66.87	42.00	536
91321	1	532,400	0.04	5,350	359	83.94	31.00	670
91326	1	399,758	0.03	8,500	359	46.51	41.00	532
91331	4	920,672	0.06	6,810	359	83.82	42.43	641
91335	2	407,717	0.03	6,670	358	72.61	30.66	662
91340	1	93,000	0.01	9,400	360	100.00	40.00	714
91342	3	794,329	0.05	6,864	359	73.32	35.98	659
91343	4	1,441,624	0.10	6,710	359	85.31	41.26	663
91345	1	229,793	0.02	6,525	359	45.54	20.00	586
91352	1	355,702	0.02	6,900	359	55.63	48.00	541
91356	2	650,523	0.04	7,762	359	75.28	30.93	749
91360	1	460,879	0.03	7,100	359	75.00	55.00	503
91362	1	404,314	0.03	6,850	358	79.41	48.00	562
91387	1	367,586	0.02	5,350	359	80.00	48.00	660
91401	1	243,536	0.02	6,250	358	54.22	53.00	511
91402	1	339,419	0.02	6,800	358	80.95	36.00	645
91403	1	717,753	0.05	7,850	359	85.00	39.00	551
91406	2	683,043	0.05	7,617	359	91.77	35.71	584

91423	1	623,595	0.04	6,400	358	85.00	40.00	581
91601	1	370,674	0.02	6,650	359	78.11	48.00	642
91604	1	486,998	0.03	5,825	359	68.66	46.00	734
91605	2	729,413	0.05	7,742	358	80.12	39.42	580
91607	1	135,800	0.01	10,500	360	100.00	50.00	622
91702	1	224,772	0.01	5,900	359	61.48	42.00	589
91706	3	775,301	0.05	6,532	359	71.22	30.30	651
91709	1	411,598	0.03	6,100	359	72.28	27.00	580
91710	4	1,180,577	0.08	6,524	287	79.37	35.00	624
91722	1	339,378	0.02	6,450	358	80.00	47.00	683
91723	3	726,642	0.05	6,764	359	67.60	40.48	620
91730	1	262,945	0.02	6,150	359	80.00	27.00	692
91732	2	616,577	0.04	8,091	358	80.13	45.16	556
91733	1	219,799	0.01	6,450	359	65.67	19.00	630
91741	1	324,683	0.02	6,100	359	70.96	32.00	649
91744	4	1,053,724	0.07	6,320	359	74.66	43.76	626
91745	3	474,686	0.03	7,435	359	64.67	43.75	579
91746	3	816,082	0.05	6,677	359	74.90	46.45	614
91748	2	383,652	0.03	6,632	359	74.51	51.58	650
91754	1	427,141	0.03	6,875	359	90.00	48.00	680
91759	1	530,515	0.04	6,450	359	84.96	48.00	678
91762	4	1,223,325	0.08	6,237	359	81.42	43.98	613
91763	1	155,881	0.01	7,375	359	65.00	51.00	510
91764	2	532,475	0.04	6,061	359	75.45	49.11	608
91765	1	446,563	0.03	6,990	358	90.00	48.00	609
91766	3	587,179	0.04	9,144	359	87.73	39.80	650
91767	2	625,919	0.04	6,521	359	82.54	34.28	603
91768	2	402,436	0.03	6,437	358	76.92	51.30	638
91773	1	273,738	0.02	6,200	359	62.99	26.00	651
91775	1	349,743	0.02	7,550	359	79.55	47.00	548
91776	1	199,857	0.01	7,700	359	44.44	29.00	506
91784	1	354,676	0.02	6,450	359	54.20	46.00	553
91786	1	289,530	0.02	7,075	358	59.18	54.00	516
91790	1	189,833	0.01	6,650	359	38.00	38.00	625
91792	1	214,236	0.01	7,350	359	80.00	47.00	633
91803	1	216,178	0.01	10,400	357	65.00	51.00	525
91910	1	415,605	0.03	6,250	359	69.33	53.00	620
91911	1	363,631	0.02	5,900	359	80.00	37.00	617
91913	1	206,081	0.01	7,000	359	75.00	48.00	551
91915	1	398,755	0.03	5,400	359	80.00	35.00	676
91941	1	239,797	0.02	6,850	359	80.00	41.00	556
91945	1	281,563	0.02	5,650	359	66.32	47.00	598
91977	3	1,305,685	0.09	7,074	359	79.69	49.42	599
92008	1	105,000	0.01	9,400	360	100.00	44.00	685
92019	2	468,587	0.03	9,123	359	86.16	41.80	545
92020	1	84,400	0.01	10,250	360	100.00	46.00	642
92027	3	814,938	0.05	7,932	359	84.74	31.09	612
92029	2	981,834	0.07	6,639	359	82.03	40.19	573
92036	1	164,686	0.01	6,250	358	73.33	30.00	623
92040	1	413,687	0.03	7,400	359	90.00	47.00	608
92054	5	1,663,294	0.11	6,434	323	75.75	43.57	653

92056	1	419,707	0.03	7,800	359	76.36	47.00	522
92057	4	1,037,161	0.07	7,331	359	78.32	42.13	582
92065	1	244,908	0.02	10,750	359	70.00	47.00	574
92069	1	86,600	0.01	9,150	360	100.00	49.00	687
92071	4	1,501,205	0.10	6,797	359	78.57	46.95	580
92081	1	439,636	0.03	6,950	359	78.57	44.00	516
92084	1	677,470	0.05	7,550	355	80.00	40.00	519
92102	1	228,330	0.02	7,500	359	37.46	20.00	581
92104	2	470,664	0.03	7,756	359	65.16	47.29	576
92105	3	531,204	0.04	7,980	358	63.66	33.29	594
92114	6	2,088,052	0.14	6,946	359	80.42	38.24	597
92115	2	809,195	0.05	6,012	359	65.96	45.56	564
92120	1	75,000	0.00	10,100	360	100.00	44.00	650
92126	1	114,000	0.01	10,250	360	100.00	50.00	621
92131	1	329,802	0.02	8,550	359	43.42	50.00	506
92139	3	1,219,532	0.08	6,985	359	86.88	38.79	576
92154	1	398,663	0.03	6,850	359	81.43	24.00	619
92173	1	322,166	0.02	5,800	359	75.00	51.00	589
92201	7	2,006,175	0.13	8,205	359	87.97	32.62	626
92203	2	810,756	0.05	9,581	358	81.42	24.35	558
92220	2	305,394	0.02	7,404	358	82.71	34.30	542
92223	4	925,761	0.06	7,348	359	84.79	46.42	627
92227	2	377,112	0.03	6,550	355	86.41	38.38	596
92230	1	147,747	0.01	6,800	358	80.00	36.00	631
92231	2	386,260	0.03	7,702	358	89.98	28.84	664
92234	3	889,288	0.06	7,220	359	82.82	43.45	648
92236	3	539,349	0.04	6,914	359	76.38	46.37	650
92240	7	1,264,299	0.08	7,278	359	78.81	42.76	589
92243	2	243,549	0.02	8,385	359	80.87	37.14	541
92253	2	381,639	0.03	6,274	359	65.56	46.97	620
92262	1	149,889	0.01	7,500	359	69.77	45.00	508
92270	2	584,544	0.04	7,250	359	73.66	16.64	577
92276	1	78,629	0.01	7,350	358	75.00	36.00	573
92277	1	71,211	0.00	8,950	359	95.00	45.00	621
92282	1	164,859	0.01	6,800	359	44.59	37.00	604
92284	3	504,591	0.03	8,824	359	84.40	33.91	594
92301	3	450,145	0.03	7,545	359	75.52	40.09	589
92305	1	292,308	0.02	8,100	359	90.00	42.00	558
92307	5	987,910	0.07	6,742	359	80.35	44.56	629
92308	4	970,335	0.06	6,360	358	76.43	29.16	638
92311	2	254,828	0.02	7,971	359	85.29	40.00	554
92313	2	536,266	0.04	7,148	359	88.51	41.46	616
92316	1	247,789	0.02	6,800	359	80.00	41.00	712
92321	1	128,099	0.01	8,650	358	94.65	35.00	563
92322	1	144,352	0.01	5,850	359	83.53	43.00	725
92324	2	326,265	0.02	6,710	358	74.18	49.94	519
92325	1	99,934	0.01	8,050	359	48.78	16.00	530
92327	1	247,850	0.02	8,500	359	80.00	38.00	511
92335	5	1,157,833	0.08	6,864	359	74.96	41.50	602
92336	7	2,144,233	0.14	7,062	359	74.79	42.77	589
92337	6	1,215,386	0.08	6,409	359	79.54	41.60	627

92339	1	192,634	0.01	6.750	359	80.00	45.00	662
92345	15	3,989,747	0.27	7.479	359	84.11	40.09	616
92346	2	417,222	0.03	6.971	358	77.44	39.53	635
92354	1	199,328	0.01	6.750	359	72.55	41.00	642
92363	1	157,371	0.01	6.987	359	90.00	26.00	628
92371	5	822,951	0.05	7.699	358	73.89	39.99	603
92372	1	239,803	0.02	6.992	359	69.36	28.00	604
92374	4	1,118,736	0.07	6.478	359	78.58	34.95	651
92376	8	1,674,374	0.11	6.730	359	72.35	46.96	633
92377	3	796,364	0.05	7.276	359	68.28	46.42	562
92382	1	259,234	0.02	6.100	357	80.00	25.00	554
92392	8	1,898,608	0.13	6.826	359	81.87	41.00	598
92394	6	1,006,753	0.07	6.995	358	72.51	42.91	619
92395	3	448,254	0.03	7.436	359	78.33	40.93	622
92399	3	813,314	0.05	6.882	359	72.42	31.53	620
92404	4	694,790	0.05	6.780	328	67.90	41.78	613
92405	1	260,802	0.02	7.400	359	90.00	31.00	550
92407	2	422,671	0.03	6.804	358	77.55	26.70	561
92410	3	359,732	0.02	7.602	359	58.94	42.14	552
92411	3	584,378	0.04	7.254	359	81.18	46.72	561
92503	6	1,597,488	0.11	6.576	359	76.28	40.03	620
92504	4	910,519	0.06	6.799	358	83.09	38.77	635
92505	3	565,046	0.04	6.652	358	78.31	45.56	609
92506	2	253,879	0.02	8.689	359	74.38	51.74	551
92508	2	634,464	0.04	6.960	359	84.63	43.76	573
92509	8	1,880,131	0.13	6.721	359	74.07	41.18	612
92530	5	861,559	0.06	8.334	359	84.30	28.23	597
92536	1	422,706	0.03	7.825	359	88.13	24.00	669
92543	4	870,275	0.06	7.636	334	83.72	40.67	573
92544	2	486,502	0.03	7.207	359	87.90	33.00	594
92545	2	432,506	0.03	6.712	357	79.98	42.30	662
92548	1	179,788	0.01	8.650	358	75.00	43.00	540
92551	4	1,186,640	0.08	7.335	359	88.29	43.51	648
92553	13	3,127,224	0.21	6.724	358	81.39	37.28	632
92555	3	930,821	0.06	7.244	359	82.55	46.66	563
92557	8	1,885,691	0.13	6.885	359	71.45	38.04	595
92562	4	1,040,433	0.07	8.588	359	89.52	35.03	619
92563	3	917,534	0.06	7.676	359	92.83	47.07	603
92570	5	1,681,362	0.11	6.376	358	80.68	43.16	636
92571	8	1,697,447	0.11	6.770	359	75.45	39.93	606
92582	1	124,919	0.01	8.200	359	39.06	48.00	516
92583	2	291,635	0.02	8.791	358	96.23	48.27	621
92584	2	548,262	0.04	6.060	358	78.11	43.26	659
92585	3	861,359	0.06	6.735	359	80.11	41.26	617
92587	2	671,472	0.04	7.232	359	80.00	48.37	566
92592	5	1,036,078	0.07	7.241	359	83.69	42.64	584
92595	2	357,651	0.02	8.447	357	77.38	42.38	609
92596	2	498,713	0.03	6.839	359	86.47	47.40	634
92614	2	1,018,938	0.07	5.771	359	76.52	30.33	669
92620	1	634,524	0.04	7.450	359	73.84	44.00	537
92626	1	624,309	0.04	7.750	359	85.00	30.00	541

92647	1	222,861	0.01	8,350	359	39.82	32.00	509
92648	1	439,532	0.03	5,650	359	61.11	50.00	571
92653	1	422,602	0.03	6,300	359	63.13	54.00	604
92655	1	349,693	0.02	6,650	359	66.29	45.00	565
92656	2	855,120	0.06	5,838	359	61.59	48.81	660
92660	1	529,497	0.04	6,250	359	36.55	54.00	552
92679	1	624,617	0.04	8,450	359	89.93	47.00	572
92683	1	371,724	0.02	7,500	359	80.00	45.00	643
92688	4	1,797,283	0.12	6,240	331	77.84	34.20	607
92691	4	1,862,278	0.12	6,088	359	71.93	32.80	659
92692	2	829,511	0.06	8,662	359	70.45	45.68	607
92701	3	507,049	0.03	7,709	359	81.74	46.48	675
92703	2	815,602	0.05	5,943	360	80.00	40.54	669
92704	3	1,090,016	0.07	6,696	359	81.56	47.58	634
92705	2	1,019,048	0.07	6,339	359	81.04	37.48	613
92706	1	499,320	0.03	7,950	358	81.97	48.00	618
92707	3	694,784	0.05	7,536	359	68.58	48.34	670
92708	2	935,222	0.06	6,935	359	69.95	51.82	592
92801	2	794,173	0.05	6,771	267	82.11	36.45	593
92804	2	684,885	0.05	6,502	359	86.63	41.64	662
92807	2	644,332	0.04	5,794	359	66.68	31.23	601
92808	2	351,390	0.02	10,744	359	77.60	39.24	562
92821	3	1,515,959	0.10	7,246	359	81.05	21.83	604
92835	1	535,565	0.04	7,050	359	77.68	50.00	549
92840	1	116,000	0.01	9,150	360	100.00	23.00	722
92841	1	423,557	0.03	5,750	359	80.00	21.00	699
92843	1	298,215	0.02	8,400	359	80.00	47.00	653
92844	1	584,670	0.04	8,850	359	90.00	37.00	573
92860	1	365,160	0.02	6,350	359	85.00	44.00	606
92865	1	76,000	0.01	9,950	360	100.00	48.00	652
92867	1	740,615	0.05	6,000	357	74.28	31.00	613
92868	1	346,168	0.02	8,000	359	80.00	36.00	722
92869	1	561,966	0.04	6,250	359	75.00	47.00	619
92870	2	876,691	0.06	6,472	359	80.27	36.82	671
92879	3	749,337	0.05	6,946	359	82.55	42.55	613
92880	3	1,314,756	0.09	7,572	359	87.81	39.10	628
92881	1	440,727	0.03	8,400	359	90.00	47.00	640
92882	4	834,063	0.06	6,763	359	74.94	41.35	615
92883	3	1,054,175	0.07	6,693	359	80.72	46.13	608
92886	2	612,916	0.04	6,250	359	75.00	49.11	599
93003	2	931,949	0.06	7,131	359	83.37	46.19	583
93010	1	260,773	0.02	6,690	359	64.44	41.00	610
93013	1	659,432	0.04	6,750	359	78.57	40.00	526
93015	1	498,213	0.03	7,750	355	91.74	50.00	611
93022	1	432,675	0.03	7,437	359	84.90	48.00	554
93030	1	291,731	0.02	6,400	359	80.00	49.00	606
93035	1	452,509	0.03	5,550	359	61.22	37.00	703
93063	2	924,606	0.06	6,507	358	84.73	47.00	597
93065	2	637,382	0.04	7,759	359	86.62	45.30	635
93117	1	275,505	0.02	8,600	357	74.84	37.00	504
93202	1	158,209	0.01	7,100	359	80.00	50.00	649

93210	1	112,950	0.01	7.150	359	80.00	45.00	661
93212	1	199,799	0.01	5.950	359	80.00	23.00	524
93215	3	330,837	0.02	7.126	358	78.02	46.74	661
93219	1	185,125	0.01	7.990	359	95.00	39.00	604
93221	1	125,878	0.01	6.150	359	52.50	43.00	612
93223	1	139,893	0.01	7.350	359	80.00	40.00	631
93227	1	94,427	0.01	7.300	359	70.00	42.00	578
93241	3	365,526	0.02	7.358	329	76.99	37.16	610
93245	1	168,594	0.01	6.400	359	68.04	42.00	639
93247	1	89,915	0.01	6.275	359	73.17	49.00	624
93250	1	116,910	0.01	7.840	359	90.00	50.00	629
93257	4	553,422	0.04	6.653	359	81.56	50.66	613
93268	1	138,380	0.01	6.700	359	86.56	37.00	652
93274	4	593,357	0.04	9.058	359	77.69	41.28	572
93277	4	669,287	0.04	6.851	359	73.14	39.72	628
93291	1	223,885	0.01	8.500	358	90.00	44.00	581
93292	1	273,467	0.02	5.800	359	75.00	51.00	589
93301	2	201,250	0.01	7.536	359	86.26	39.00	649
93304	4	602,131	0.04	8.004	358	82.76	37.24	603
93306	5	1,162,656	0.08	6.829	343	82.85	46.16	611
93307	7	1,315,175	0.09	7.385	359	82.32	37.48	580
93308	2	294,807	0.02	8.146	359	86.16	43.58	564
93309	5	1,010,896	0.07	6.732	359	85.80	39.71	644
93311	3	801,502	0.05	6.390	358	70.55	41.43	622
93312	4	831,284	0.06	6.327	359	68.21	42.45	627
93313	2	352,839	0.02	6.330	357	70.14	33.42	556
93405	1	439,527	0.03	5.600	359	80.00	42.00	704
93434	1	391,234	0.03	7.940	359	90.00	47.00	520
93458	1	219,589	0.01	6.350	358	61.97	19.00	539
93505	3	401,898	0.03	7.492	359	85.13	38.48	569
93534	1	194,890	0.01	8.850	359	75.00	39.00	505
93535	3	643,826	0.04	7.645	359	85.88	41.56	623
93536	4	990,089	0.07	7.053	358	82.06	42.40	594
93550	2	291,162	0.02	6.369	358	80.00	38.46	682
93551	2	492,508	0.03	9.515	359	95.90	46.64	616
93552	8	1,900,236	0.13	7.529	359	80.73	44.58	602
93560	1	219,833	0.01	7.400	359	79.42	46.00	546
93561	1	149,864	0.01	6.500	359	78.95	38.00	595
93591	1	97,810	0.01	6.150	358	48.51	41.00	575
93609	1	155,890	0.01	7.750	359	80.00	41.00	649
93611	2	766,271	0.05	6.648	359	83.13	44.51	675
93612	2	332,329	0.02	9.515	359	75.22	46.44	538
93618	1	161,780	0.01	7.950	358	90.00	46.00	726
93630	2	454,185	0.03	7.846	359	82.71	35.93	564
93635	2	351,427	0.02	6.678	359	84.55	9.51	746
93637	1	239,749	0.02	5.750	359	82.76	40.00	680
93638	3	658,646	0.04	7.878	359	81.14	43.35	589
93646	2	179,798	0.01	7.450	359	69.64	30.50	548
93651	1	145,089	0.01	7.800	356	75.00	34.00	604
93657	2	410,968	0.03	7.009	358	86.56	37.87	640
93662	1	187,887	0.01	8.550	359	80.00	43.00	547

93675	1	136,796	0.01	8,750	359	75.00	36.00	538
93702	3	480,261	0.03	7,783	359	81.80	41.19	615
93703	2	372,924	0.02	7,579	359	85.31	42.84	618
93704	2	464,635	0.03	6,422	342	74.16	43.76	676
93705	1	99,798	0.01	11,900	179	68.97	42.00	541
93706	3	298,150	0.02	7,799	359	71.64	40.99	560
93720	1	319,672	0.02	5,850	359	80.00	35.00	717
93722	10	1,873,354	0.12	7,107	359	77.37	37.35	589
93725	1	104,122	0.01	5,500	357	76.25	15.00	598
93726	2	350,736	0.02	7,444	359	77.03	46.00	595
93727	4	692,589	0.05	6,884	359	74.14	36.63	586
93728	2	323,280	0.02	7,966	359	80.88	39.91	573
93901	1	430,879	0.03	6,750	359	75.00	25.00	610
93905	3	554,047	0.04	7,298	359	82.99	41.52	632
93907	1	394,611	0.03	6,700	356	80.00	47.00	530
94014	1	627,374	0.04	5,990	359	80.00	50.00	614
94015	2	1,008,157	0.07	6,438	359	70.21	49.00	594
94020	1	337,242	0.02	7,350	359	75.00	45.00	565
94080	1	607,418	0.04	6,200	359	61.85	50.00	517
94103	1	339,760	0.02	7,750	359	80.00	30.00	552
94134	1	637,046	0.04	7,700	359	83.33	44.00	568
94303	1	599,483	0.04	6,750	359	80.00	22.00	752
94503	3	1,607,739	0.11	6,256	359	78.55	49.09	609
94509	4	1,029,761	0.07	7,555	359	75.04	45.28	582
94513	1	133,500	0.01	9,850	360	100.00	41.00	679
94519	1	414,743	0.03	8,400	359	66.40	40.00	525
94520	2	758,300	0.05	6,494	359	78.28	44.31	527
94533	2	695,015	0.05	8,000	359	83.85	45.05	558
94541	1	616,500	0.04	7,900	360	90.00	50.00	725
94544	4	1,576,800	0.11	7,423	359	79.64	42.11	593
94547	2	711,494	0.05	7,165	358	75.00	44.13	563
94550	1	113,400	0.01	10,250	360	100.00	35.00	637
94553	2	399,689	0.03	7,350	359	81.25	42.50	591
94555	1	115,760	0.01	9,150	360	100.00	48.00	700
94558	2	715,308	0.05	6,170	359	70.89	32.17	550
94561	1	309,788	0.02	7,900	359	73.81	51.00	625
94565	10	2,594,523	0.17	6,948	359	78.37	40.04	590
94568	1	489,732	0.03	7,250	358	90.00	50.00	579
94578	1	394,717	0.03	7,675	359	66.39	46.00	525
94585	2	443,752	0.03	8,137	359	83.79	35.76	550
94587	1	619,896	0.04	6,600	358	74.37	24.00	570
94589	2	601,424	0.04	6,235	359	70.86	43.81	603
94591	2	683,368	0.05	8,903	359	78.95	48.00	549
94601	1	296,847	0.02	5,500	358	85.00	50.00	681
94602	1	120,000	0.01	9,850	360	100.00	42.00	673
94603	1	341,803	0.02	8,750	359	95.00	19.00	637
94605	1	283,692	0.02	5,550	359	80.00	49.00	567
94606	1	375,629	0.03	6,050	359	80.00	44.00	615
94609	1	562,786	0.04	7,550	359	80.00	41.00	602
94621	2	377,002	0.03	7,272	358	84.14	44.97	592
94702	1	367,244	0.02	5,850	358	55.34	55.00	564

94801	5	634,920	0.04	7.977	340	76.17	40.77	604
94804	3	943,271	0.06	7.359	359	81.88	33.55	640
94805	2	333,751	0.02	7.070	359	75.06	48.97	612
94806	3	763,398	0.05	7.522	359	73.54	34.73	563
94928	2	586,624	0.04	8.759	357	92.45	40.05	597
94941	1	628,528	0.04	7.550	357	75.00	47.00	540
94945	1	666,623	0.04	6.300	359	85.00	30.00	591
94954	1	468,020	0.03	5.850	359	74.96	55.00	671
95020	2	838,115	0.06	7.407	359	86.13	45.43	550
95035	1	378,236	0.03	5.950	358	54.61	46.00	563
95037	1	124,943	0.01	9.850	359	100.00	49.00	659
95050	1	519,404	0.03	5.250	359	80.00	37.00	659
95111	3	1,293,362	0.09	7.420	359	80.00	46.65	569
95116	4	1,165,992	0.08	6.674	359	70.73	44.31	608
95118	1	499,516	0.03	6.150	359	80.00	40.00	550
95121	1	148,000	0.01	9.850	360	100.00	46.00	677
95122	1	409,746	0.03	8.400	359	78.85	25.00	537
95123	1	138,000	0.01	9.150	360	100.00	43.00	711
95127	2	894,945	0.06	6.353	358	81.96	46.74	580
95132	1	130,000	0.01	10.250	360	100.00	43.00	641
95136	1	543,588	0.04	7.400	359	79.18	43.00	534
95204	3	677,318	0.05	7.716	359	73.23	34.43	555
95205	3	444,501	0.03	7.326	359	70.61	35.70	577
95206	4	1,331,317	0.09	6.904	358	80.90	45.14	597
95207	6	1,227,595	0.08	6.646	359	78.66	40.36	626
95209	2	432,127	0.03	6.779	359	75.98	43.29	582
95210	5	811,223	0.05	7.882	359	80.78	42.41	609
95212	1	390,660	0.03	6.700	359	85.03	37.00	744
95219	2	592,228	0.04	7.168	358	69.96	40.08	558
95240	5	1,144,178	0.08	6.667	359	78.15	36.74	609
95252	1	284,678	0.02	8.850	358	95.00	25.00	672
95307	2	514,232	0.03	7.050	359	76.38	47.33	592
95315	1	314,554	0.02	7.750	358	90.00	45.00	608
95330	2	647,709	0.04	6.526	359	69.42	40.05	604
95336	2	654,448	0.04	6.904	359	86.86	43.34	587
95337	4	1,219,275	0.08	6.521	358	83.75	41.65	611
95340	3	570,932	0.04	6.531	359	86.87	43.63	648
95350	1	89,180	0.01	9.850	360	100.00	44.00	677
95351	2	363,849	0.02	6.198	359	70.72	33.77	628
95355	1	334,566	0.02	7.800	359	90.00	31.00	582
95356	1	175,264	0.01	8.000	358	90.00	31.00	683
95358	2	425,278	0.03	6.865	359	86.96	39.35	632
95360	1	160,277	0.01	6.000	358	59.63	46.00	677
95361	2	356,773	0.02	6.639	359	88.75	32.00	662
95363	1	376,752	0.03	6.400	359	89.81	48.00	689
95367	1	161,839	0.01	6.000	359	54.00	55.00	592
95376	2	563,814	0.04	7.954	358	95.88	47.95	609
95377	1	631,309	0.04	7.800	359	95.00	48.00	627
95380	2	415,890	0.03	6.732	359	80.47	37.75	563
95382	1	90,600	0.01	9.400	360	100.00	28.00	687
95403	1	101,800	0.01	10.250	360	100.00	44.00	645

95404	1	549,623	0.04	7.900	359	73.33	47.00	536
95428	1	169,837	0.01	6.200	359	67.95	36.00	570
95451	1	227,806	0.02	6.800	359	80.00	40.00	557
95453	1	612,397	0.04	6.990	359	90.00	49.00	580
95458	1	104,824	0.01	6.900	358	52.63	28.00	586
95467	2	532,346	0.04	7.866	358	77.93	49.00	639
95469	1	269,758	0.02	6.550	359	67.50	41.00	668
95482	1	322,630	0.02	7.430	355	80.00	29.00	611
95492	1	422,120	0.03	6.522	359	65.00	51.00	616
95610	1	122,433	0.01	9.000	359	40.83	48.00	548
95624	3	1,086,117	0.07	5.956	359	82.78	39.81	650
95628	1	159,865	0.01	6.850	359	51.61	44.00	624
95630	1	257,532	0.02	6.500	358	71.67	37.00	578
95655	1	239,829	0.02	7.700	359	65.75	39.00	554
95660	3	464,549	0.03	7.162	359	76.69	37.39	644
95662	1	386,023	0.03	8.650	359	75.00	49.00	536
95667	1	630,614	0.04	6.990	358	95.00	30.00	610
95670	2	476,444	0.03	8.881	359	80.81	40.72	657
95673	2	424,678	0.03	7.561	359	79.21	40.93	567
95678	1	539,619	0.04	7.750	359	90.00	46.00	583
95682	1	159,716	0.01	6.600	358	68.09	29.00	645
95687	2	425,607	0.03	6.592	359	81.90	44.44	690
95688	2	172,000	0.01	10.250	360	100.00	29.77	631
95695	1	499,741	0.03	9.250	359	87.09	32.00	601
95747	3	915,499	0.06	8.664	359	93.02	35.60	563
95757	2	894,771	0.06	6.659	359	88.15	45.00	649
95758	3	436,267	0.03	8.504	359	85.61	42.42	602
95762	2	1,062,831	0.07	7.645	359	83.03	42.50	582
95765	2	779,643	0.05	6.812	359	77.40	41.31	627
95776	1	250,024	0.02	6.500	359	65.86	33.00	574
95815	2	371,390	0.02	8.699	359	90.00	31.06	620
95819	1	311,472	0.02	6.850	358	80.00	24.00	745
95820	4	761,605	0.05	7.904	359	82.17	40.16	583
95823	3	499,926	0.03	6.361	359	74.11	36.04	634
95824	1	197,640	0.01	7.750	358	80.00	34.00	661
95827	1	321,097	0.02	8.300	359	90.00	36.00	571
95828	1	359,801	0.02	8.938	359	90.00	50.00	608
95829	3	654,236	0.04	7.292	359	72.30	42.78	652
95831	1	331,157	0.02	5.800	359	82.88	14.00	736
95832	1	204,805	0.01	6.250	359	73.74	54.00	638
95833	4	696,691	0.05	6.879	359	68.23	42.15	576
95834	2	209,971	0.01	8.055	359	85.62	47.19	650
95835	4	1,347,761	0.09	7.062	359	77.97	44.52	637
95838	3	736,243	0.05	6.511	359	78.12	45.15	664
95842	2	377,118	0.03	5.707	359	83.25	46.60	652
95843	5	1,286,529	0.09	7.398	359	82.31	44.64	591
95901	1	152,902	0.01	8.250	359	90.00	36.00	636
95928	1	323,716	0.02	6.650	359	80.00	50.00	653
95954	1	106,159	0.01	6.750	359	85.00	23.00	610
95965	1	105,864	0.01	8.480	358	46.09	44.00	566
95966	1	129,465	0.01	5.750	359	80.00	15.00	607

95991		3	537,756	0.04	7.043	359	71.24	45.79	626
95993		4	1,003,272	0.07	6.128	359	74.11	36.03	608
96003		1	291,907	0.02	6.550	239	90.00	23.00	661
96019		2	235,820	0.02	7.350	359	75.47	36.73	557
96021		1	101,688	0.01	8.500	359	55.00	30.00	598
96041		1	348,339	0.02	7.450	359	70.00	49.00	524
96701		2	446,399	0.03	9.306	360	95.00	47.31	671
96706		1	301,291	0.02	7.850	359	90.00	49.00	602
96720		1	287,721	0.02	6.150	359	80.00	47.00	721
96741		1	383,721	0.03	7.600	359	80.00	42.00	546
96755		1	242,517	0.02	6.600	237	80.00	41.00	535
96761		2	974,062	0.06	6.198	359	65.48	26.92	607
96764		1	258,966	0.02	5.500	359	62.47	53.00	631
96778		1	160,986	0.01	7.750	359	90.00	35.00	551
96779		1	239,783	0.02	6.500	359	61.54	50.00	580
96789		1	169,881	0.01	7.800	359	85.00	49.00	646
96792		3	621,834	0.04	7.626	358	83.58	32.67	577
96793		1	260,596	0.02	7.225	359	80.00	40.00	605
96797		3	948,643	0.06	6.844	359	70.94	41.29	637
96814		1	119,803	0.01	7.000	358	80.00	36.00	594
96815		1	112,000	0.01	9.950	360	99.90	31.00	651
96819		1	498,244	0.03	6.700	356	93.46	49.00	739
97006		2	353,571	0.02	7.533	358	84.58	29.94	600
97017		1	187,272	0.01	8.500	358	75.00	24.00	565
97045		1	169,862	0.01	7.050	359	85.00	41.00	559
97051		1	99,129	0.01	7.700	359	80.00	44.00	629
97054		1	151,872	0.01	6.850	359	80.00	27.00	605
97058		1	169,832	0.01	6.050	359	64.15	30.00	611
97116		1	155,607	0.01	8.550	359	90.00	40.00	607
97123		1	148,533	0.01	6.600	359	85.00	42.00	630
97132		1	129,868	0.01	5.900	359	80.00	42.00	609
97140		1	289,305	0.02	7.350	358	95.00	45.00	551
97211		1	199,812	0.01	6.300	359	80.00	37.00	690
97214		1	267,567	0.02	7.900	359	90.00	27.00	557
97220		2	253,532	0.02	8.075	359	82.15	39.42	663
97222		1	119,391	0.01	5.950	355	80.54	50.00	691
97223		1	219,132	0.01	7.350	359	85.00	24.00	611
97233		1	173,279	0.01	6.400	358	80.00	47.00	619
97239		1	260,790	0.02	7.100	359	90.00	4.00	649
97266		1	152,644	0.01	5.750	359	82.15	42.00	662
97301		1	239,805	0.02	7.050	359	80.00	44.00	619
97303		2	278,145	0.02	9.422	359	95.00	35.08	592
97305		2	244,985	0.02	6.724	359	82.77	42.88	628
97327		1	139,914	0.01	8.425	359	80.00	31.00	656
97348		1	98,927	0.01	7.550	359	90.00	45.00	567
97378		1	146,936	0.01	7.300	359	85.00	46.00	588
97384		1	156,643	0.01	7.900	359	95.00	33.00	589
97392		1	88,672	0.01	7.650	358	80.00	28.00	633
97402		1	59,910	0.00	7.450	358	60.00	29.00	652
97404		2	278,009	0.02	8.980	360	88.10	39.90	619
97410		1	131,135	0.01	7.650	358	75.47	29.00	583

97420	1	163,297	0.01	8,400	358	78.99	48.00	579
97424	2	265,704	0.02	7,574	359	87.54	41.63	564
97478	3	451,748	0.03	8,915	359	88.68	38.42	556
97501	2	354,283	0.02	7,742	359	94.57	43.86	701
97530	1	197,884	0.01	8,650	359	71.74	43.00	628
97603	1	75,889	0.01	7,600	358	80.00	39.00	589
97739	2	204,648	0.01	7,489	359	68.02	26.58	553
97844	1	67,462	0.00	8,800	359	90.00	35.00	638
98002	1	111,910	0.01	7,125	359	80.00	39.00	622
98021	2	520,300	0.03	7,472	359	80.00	39.15	606
98023	2	448,384	0.03	7,826	359	85.92	47.37	567
98030	1	247,815	0.02	9,000	359	90.00	44.00	627
98031	1	233,843	0.02	8,000	359	90.00	24.00	522
98033	1	149,886	0.01	7,400	359	60.00	35.00	515
98038	1	200,000	0.01	7,500	360	80.00	14.00	670
98042	1	238,335	0.02	7,850	359	90.00	49.00	554
98043	1	205,081	0.01	8,700	359	95.00	45.00	656
98045	1	263,482	0.02	6,950	359	90.00	46.00	591
98052	2	786,341	0.05	6,913	359	78.39	43.04	629
98055	2	628,611	0.04	6,322	359	74.44	38.00	690
98058	1	254,824	0.02	7,850	359	85.00	41.00	509
98065	1	224,795	0.01	6,450	359	90.00	37.00	619
98118	1	249,829	0.02	7,900	359	84.75	41.00	589
98119	1	600,000	0.04	7,300	360	72.38	39.00	787
98126	1	191,103	0.01	7,325	359	85.00	29.00	609
98144	1	424,543	0.03	5,600	359	69.90	50.00	619
98146	1	305,803	0.02	8,200	359	85.00	40.00	553
98148	1	209,832	0.01	7,125	359	79.25	38.00	519
98199	1	373,610	0.02	10,787	359	65.00	52.00	526
98201	1	175,652	0.01	6,675	358	80.00	48.00	608
98203	2	338,137	0.02	9,600	359	85.00	25.00	570
98204	1	62,600	0.00	9,450	360	100.00	44.00	724
98208	1	199,649	0.01	7,400	359	90.00	42.00	540
98223	3	484,980	0.03	7,691	359	79.66	39.76	570
98229	1	175,873	0.01	7,650	359	80.00	48.00	577
98233	1	123,100	0.01	7,050	359	80.00	50.00	623
98237	1	159,808	0.01	8,575	358	80.00	43.00	572
98240	1	104,856	0.01	7,900	358	70.00	43.00	574
98252	2	357,917	0.02	7,198	359	89.33	39.72	605
98270	1	135,646	0.01	7,350	359	75.00	49.00	561
98273	1	294,234	0.02	6,500	359	95.00	38.00	757
98275	1	439,483	0.03	5,550	359	80.00	46.00	625
98277	1	72,000	0.00	9,900	360	100.00	46.00	661
98284	1	125,166	0.01	7,990	359	75.00	55.00	525
98296	1	374,727	0.02	7,600	359	83.33	31.00	531
98346	1	141,005	0.01	7,975	359	85.00	34.00	528
98362	1	183,842	0.01	6,750	359	80.00	39.00	635
98366	1	199,620	0.01	8,150	359	85.00	43.00	552
98367	3	398,308	0.03	6,992	359	69.16	44.67	575
98368	1	123,646	0.01	6,850	359	75.00	24.00	557
98371	1	137,903	0.01	7,750	359	67.65	29.00	519

98373	1	161,000	0.01	10,950	360	70.00	55.00	526
98374	1	200,598	0.01	5,950	359	80.00	45.00	607
98375	1	229,416	0.02	7,125	359	80.00	45.00	631
98387	4	623,428	0.04	8,481	359	88.07	40.40	564
98390	2	563,976	0.04	7,438	359	83.28	34.71	623
98404	1	176,671	0.01	7,600	359	85.00	39.00	583
98406	1	199,656	0.01	6,775	358	76.92	49.00	592
98408	2	346,245	0.02	7,429	359	87.18	37.32	623
98418	1	220,364	0.01	8,400	359	90.00	37.00	661
98424	1	163,860	0.01	6,800	359	80.00	47.00	704
98444	1	103,692	0.01	8,900	359	76.85	45.00	527
98445	1	164,851	0.01	6,500	359	78.57	41.00	596
98466	1	213,069	0.01	9,050	358	90.00	43.00	564
98499	2	384,966	0.03	7,529	359	82.92	43.58	546
98512	1	155,882	0.01	7,425	359	80.00	49.00	626
98516	1	161,128	0.01	7,400	359	75.00	29.00	592
98530	1	87,899	0.01	8,800	358	60.69	26.00	511
98579	2	245,330	0.02	7,781	358	80.00	27.81	630
98584	1	79,939	0.01	7,400	359	80.00	35.00	586
98597	1	87,901	0.01	8,900	358	80.00	43.00	649
98603	1	154,184	0.01	8,300	358	83.00	49.00	574
98610	1	128,967	0.01	8,575	357	85.00	44.00	570
98632	2	234,501	0.02	6,866	359	87.89	38.58	647
98661	1	170,872	0.01	7,450	359	90.00	48.00	646
98662	3	488,692	0.03	8,433	359	89.25	40.39	592
98665	2	335,396	0.02	7,132	358	85.43	22.23	665
98674	1	141,523	0.01	9,050	359	80.00	32.00	553
98682	1	149,860	0.01	6,350	359	80.00	50.00	674
98683	1	231,828	0.02	7,500	359	88.55	30.00	565
98685	2	339,125	0.02	6,927	359	67.34	38.49	571
98826	1	116,701	0.01	6,850	359	80.00	34.00	651
98902	3	397,339	0.03	7,320	359	86.87	48.42	582
98922	1	348,197	0.02	6,700	359	85.00	41.00	610
98930	2	274,785	0.02	7,562	357	93.76	37.76	669
98944	3	239,358	0.02	7,848	359	88.36	33.28	667
98951	1	82,327	0.01	6,600	359	79.23	19.00	651
99004	1	89,003	0.01	9,150	359	65.00	45.00	522
99005	1	382,254	0.03	8,200	359	79.69	49.00	704
99025	1	112,960	0.01	7,700	357	80.00	29.00	613
99205	3	259,414	0.02	7,830	359	71.47	26.98	614
99208	1	120,691	0.01	9,500	359	75.00	49.00	563
99301	3	272,738	0.02	6,952	359	78.77	44.98	622
99336	1	82,247	0.01	6,300	359	80.00	42.00	635
99502	2	476,083	0.03	8,206	357	86.23	40.64	581
99504	1	351,300	0.02	8,800	359	95.00	39.00	728
99508	1	155,901	0.01	8,250	359	80.00	46.00	501
99515	2	634,059	0.04	7,833	359	92.19	25.47	592
99516	1	245,808	0.02	7,250	359	78.10	39.00	561
99517	1	191,369	0.01	7,900	356	95.00	49.00	564
99654	1	157,096	0.01	6,100	359	85.00	47.00	605
99701	1	155,090	0.01	7,750	359	80.00	20.00	737

99705	1	96,942	0.01	8,600	359	65.54	42.00	549
99709	1	143,479	0.01	6,850	359	80.00	46.00	643
99712	1	99,793	0.01	7,900	357	66.67	11.00	523
99835	1	244,942	0.02	8,200	359	95.00	7.00	636
99901	1	101,926	0.01	7,600	359	72.86	28.00	544
Total:	8,340	1,500,000,614	100.00	7,531	357	81.46	39.00	607

The information contained in the attached Computational Materials, Structural Term Sheet, or Collateral Term Sheet relating to the Series 2005-WCW3 (the "Securities") to be issued by Park Place Securities, Inc. 2005-WCW3 (the "Issuer") is referred to as the "Information." Barclays has not independently verified the Information and makes no representation as to whether the Information is accurate, complete, or up-to-date. The Information contained herein is preliminary and is has been prepared solely for information purposes. Any such offer will only made, and the Information will be superseded in its entirety by, the applicable prospectus supplement and by any other information subsequently filed by the Issuer with the Securities and Exchange Commission ("SEC"), including, but not limited to, the description of the collateral pool contained in the prospectus supplement relating to the Securities. The Information addresses only certain aspects of the applicable Security's characteristics and thus does not provide a complete assessment. As such, the Information may not reflect the impact of all characteristics of the Securities. The Information may be based on certain assumptions about market conditions, structure, collateral, and other matters. The Information and the assumptions on which it is based are subject to change without notice. Assumptions may not prove to be as assumed and results may vary significantly depending on the assumptions made and the value of the inputs given and may be difficult for a third party to reproduce. No assurance is given that any indicated values, returns, performance or results will be achieved. Barclays and its affiliates and its and their respective officers, directors, partners and employees may from time to time or seek to act as manager, co-manager or underwriter of a public offering or otherwise deal in, hold or act or seek to act as market-makers or perform as advisors, brokers or commercial and/or investment bankers in relation to the Securities, related securities or related derivatives of the Issuer. Neither Barclays, nor any affiliate or any of its or their respective officers, directors, partners, or employees accepts any liability whatsoever for any direct or consequential loss arising from any use of the Information. Although a registration statement (including a prospectus) relating to the Securities discussed in this Information has been filed with the SEC and is effective, the final prospectus supplement relating to the Securities discussed in this communication has not been filed with the SEC. The Information shall not constitute an offer to sell or the solicitation of an offer to buy nor shall there be any other offer or sale of the Securities discussed in this communication in any state in which such offer, solicitation or sale would be unlawful prior to registration or qualification under the prospectus supplement relating to the Securities discussed in this Information. The Information shall not be deemed to provide investment, tax, or accounting advice, and nothing contained in the Information shall form the basis of or be relied upon in connection with any contract or commitment whatsoever. Any investment decision should be based solely on the data in the prospectus and the prospectus supplement ("Offering Documents") and the then current version of the Information. Offering Documents contain data that are current as of their publication dates and after publication may no longer be complete or current. A final prospectus and prospectus supplement may be obtained by contacting the Barclays Trading Desk at (212) 412-2663. This communication is being made available in the UK and Europe to persons who are investment professionals as that term is defined in Article 19 of the Financial Services and Markets Act 2000 (Financial Promotion Order) 2001. It is directed at persons who have professional experience in matters relating to investments. The investments to which it relates are available only to such persons and will be entered into only with such persons. Barclays Capital - the investment banking division of Barclays Bank PLC, authorised and regulated by the Financial Services Authority ('FSA') and member of the London Stock Exchange.

B

	A	B
1		PPSI 2005-WCW3
2	Date	
3	Deal Size	1,500,000,614
4		
5	Lead	Barclays/Merrill
6	Originator[s]	Ameriquest
7	Servicer[s]	Countrywide
8	Raters	Moodys/S&P/Fitch
9		
10	Agency Conforming	82.57
11	Non Conforming	17.43
12	Prefunding (if any)	
13	No of Loans	8,340
14	Average Loan Size	\$179,856
15	WAC	7.531
16	WA LTV	81.46
17	% First Lien	98.80
18	% Owner Occ	89.61
19	% Purchase	37.94
20	% Cash out	57.45
21	% Full Doc	54.61
22	% Reduced/Limited Doc	7.42
23	% Stated Income	37.97
24	% No docs	0.00
25	WA FICO	607
26	FICO Range	500 - 813
27		
28	Floating Rate Mortgages	80.00
29	Fixed Rate	20.00
30	2/28 Float	56.61
31	3/27 Float	23.23
32	5/25 Float	-
33	IO Mortgages	-
34		
35	Loans < 100k	10.19
36	Loans < 75k	3.22
37	Loans > 350k	19.61
38	Loans > 500k	4.95
39	Loans > 750k	-
40		
41	Average DTI	39.00
42	DTI 40-45%	20.77
43	DTI 45-50%	27.45
44	DTI 50-55%	7.82
45	DTI > 55%	0.67
46		
47	California	20.08
48	North California	5.74
49	South California	14.34
50	Florida	14.80
51	Illinois	8.70
52	Michigan	3.56
53	Texas	4.55
54	Colorado	1.33
55	New York	6.79
56	New Jersey	3.90
57	Virginia	-
58	Washington	1.43
59	Mass	1.54

	A	B
60		
61	Single Prop	71.47
62	PUD	13.47
63	2-4 Family	8.01
64	Condo	6.10
65	MH	0.96
66		
67	Fico < 600	47.55
68	Fico < 580	35.93
69	Fico < 560	25.51
70	Below 520	5.82
71	521 - 540	8.67
72	541 - 560	11.31
73	561 - 580	10.76
74	581 - 600	11.54
75	601- 620	13.07
76	621 - 640	10.81
77	641 - 660	8.62
78	661 - 680	6.69
79	681 - 700	5.28
80	701-720	2.84
81	721 - 740	2.13
82	Above 740	2.27
83		
84	<=50	1.45
85	50.01-55	0.97
86	55.01-60	1.79
87	60.01-65	3.46
88	65.01-70	5.35
89	70.01-75	9.76
90	75.01-80	31.17
91	80.01-85	11.47
92	85.01-90	22.86
93	90.01-95	10.52
94	95.01-100	1.20
95	> 100%	0.00
96	> 80%	46.05
97	> 90%	11.72
98		
99	Average Seasoning	1
100	% > 3 months	2.09
101	mortgage insurance if any	0.00
102	MII providers	N/A
103		
104	30 day past and up	1.26

The information contained in the attached Computational Materials, Structural Term Sheet, or Collateral Term Sheet relating to the Series 2005-WCW3 (the "Securities") to be issued by Park Place Securities, Inc. 2005-WCW3 (the "Issuer") is referred to as the "Information." Barclays has not independently verified the information and makes no representation as to whether the information is accurate, complete, or up-to-date. The information contained herein is preliminary and is has been prepared solely for information purposes. Any such offer will only made, and the information will be superseded in its entirety by, the applicable prospectus supplement and by any other information subsequently filed by the issuer with the Securities and Exchange Commission ("SEC"), including, but not limited to, the description of the collateral pool contained in the prospectus supplement relating to the Securities. The information addresses only certain aspects of the applicable Security's characteristics and thus does not provide a complete assessment. As such, the information may not reflect the impact of all characteristics of the Securities. The information may be based on certain assumptions about market conditions, structure, collateral, and other matters. The information and the assumptions on which it is based are subject to change without notice. Assumptions may not prove to be as assumed and results may vary significantly depending on the assumptions made and the value of the inputs given and may be difficult for a third party to reproduce. No assurance is given that any indicated values, returns, performance or results will be achieved. Barclays and its affiliates and its and their respective officers, directors, partners and employees may from time to time or seek to act as manager, co-manager or underwriter of a public offering or otherwise deal in, hold or act or seek to act as market-makers or perform as advisors, brokers or commercial and/or investment bankers in relation to the Securities, related securities or related derivatives of the issuer. Neither Barclays, nor any affiliate or any of its or their respective officers, directors, partners, or employees accepts any liability whatsoever for any direct or consequential loss arising from any use of the information. Although a registration statement (including a prospectus) relating to the Securities discussed in this information has been filed with the SEC and is effective, the final prospectus supplement relating to the Securities discussed in this communication has not been filed with the SEC. The information shall not constitute an offer to sell or the solicitation of an offer to buy nor shall there be any other offer or sale of the Securities discussed in this communication in any state in which such offer, solicitation or sale would be unlawful prior to registration or qualification under the prospectus supplement relating to the Securities discussed in this information. The information shall not be deemed to provide investment, tax, or accounting advice, and nothing contained in the information shall form the basis of or be relied upon in connection with any contract or commitment whatsoever. Any investment decision should be based solely on the data in the prospectus and the prospectus supplement ("Offering Documents") and the then current version of the information. Offering Documents contain data that are current as of their publication dates and after publication may no longer be complete or current. A final prospectus and prospectus supplement may be obtained by contacting the Barclays Trading Desk at (212) 412-2663. This communication is being made available in the UK and Europe to persons who are investment professionals as that term is defined in Article 19 of the Financial Services and Markets Act 2000 (Financial Promotion Order) 2001. It is directed at persons who have professional experience in matters relating to investments. The investments to which it relates are available only to such persons and will be entered into only with such persons. Barclays Capital - the investment banking division of Barclays Bank PLC, authorised and regulated by the Financial Services Authority ('FSA') and member of the London Stock Exchange.

B

The information contained in the attached Computational Materials, Structural Term Sheet, or Collateral Term Sheet relating to the Series 2005-WCW3 (the "Securities") to be issued by Park Place Securities, Inc. 2005-WCW3 (the "Issuer") is referred to as the "Information." Barclays has not independently verified the Information and makes no representation as to whether the Information is accurate, complete, or up-to-date. The information contained herein is preliminary and is has been prepared solely for information purposes. Any such offer will only made, and the Information will be superseded in its entirety by, the applicable prospectus supplement and by any other information subsequently filed by the Issuer with the Securities and Exchange Commission ("SEC"), including, but not limited to, the description of the collateral pool contained in the prospectus supplement relating to the Securities. The Information addresses only certain aspects of the applicable Security's characteristics and thus does not provide a complete assessment. As such, the Information may not reflect the impact of all characteristics of the Securities. The Information may be based on certain assumptions about market conditions, structure, collateral, and other matters. The Information and the assumptions on which it is based are subject to change without notice. Assumptions may not prove to be as assumed and results may vary significantly depending on the assumptions made and the value of the inputs given and may be difficult for a third party to reproduce. No assurance is given that any indicated values, returns, performance or results will be achieved. Barclays and its affiliates and its and their respective officers, directors, partners and employees may from time to time or seek to act as manager, co-manager or underwriter of a public offering or otherwise deal in, hold or act or seek to act as market-makers or perform as advisors, brokers or commercial and/or investment bankers in relation to the Securities, related securities or related derivatives of the Issuer. Neither Barclays, nor any affiliate or any of its or their respective officers, directors, partners, or employees accepts any liability whatsoever for any direct or consequential loss arising from any use of the Information. Although a registration statement (including a prospectus) relating to the Securities discussed in this Information has been filed with the SEC and is effective, the final prospectus supplement relating to the Securities discussed in this communication has not been filed with the SEC. The Information shall not constitute an offer to sell or the solicitation of an offer to buy nor shall there be any other offer or sale of the Securities discussed in this communication in any state in which such offer, solicitation or sale would be unlawful prior to registration or qualification under the prospectus supplement relating to the Securities discussed in this Information. The Information shall not be deemed to provide investment, tax, or accounting advice, and nothing contained in the Information shall form the basis of or be relied upon in connection with any contract or commitment whatsoever. Any investment decision should be based solely on the data in the prospectus and the prospectus supplement ("Offering Documents") and the then current version of the Information. Offering Documents contain data that are current as of their publication dates and after publication may no longer be complete or current. A final prospectus and prospectus supplement may be obtained by contacting the Barclays Trading Desk at (212) 412-2663. This communication is being made available in the UK and Europe to persons who are investment professionals as that term is defined in Article 19 of the Financial Services and Markets Act 2000 (Financial Promotion Order) 2001. It is directed at persons who have professional experience in matters relating to investments. The investments to which it relates are available only to such persons and will be entered into only with such persons. Barclays Capital - the investment banking division of Barclays Bank PLC, authorised and regulated by the Financial Services Authority ("FSA") and member of the London Stock Exchange.

B

The information contained in the attached Computational Materials, Structural Term Sheet, or Collateral Term Sheet relating to the Series 2005-WCV3 (the "Securities") to be issued by Park Place Securities, Inc. 2005-WCV3 (the "Issuer") is referred to as the "Information." Barclays has not independently verified the Information and makes no representation as to whether the Information is accurate, complete, or up-to-date. The Information contained herein is preliminary and is has been prepared solely for information purposes. Any such offer will only be made, and the Information will be superseded in its entirety by, the applicable prospectus supplement and by any other information subsequently filed by the Issuer with the Securities and Exchange Commission ("SEC"), including, but not limited to, the description of the collateral pool contained in the prospectus supplement relating to the Securities. The Information addresses only certain aspects of the applicable Security's characteristics and thus does not provide a complete assessment. As such, the Information may not reflect the impact of all characteristics of the Securities. The Information may be based on certain assumptions about market conditions, structure, collateral, and other matters. The Information and the assumptions on which it is based are subject to change without notice. Assumptions may not prove to be as assumed and results may vary significantly depending on the assumptions made and the value of the inputs given and may be difficult for a third party to reproduce. No assurance is given that any indicated values, returns, performance or results will be achieved. Barclays and its affiliates and its and their respective officers, directors, partners and employees may from time to time or seek to act as manager, co-manager or underwriter of a public offering or otherwise deal in, hold or act or seek to act as market-makers or perform as advisors, brokers or commercial and/or investment bankers in relation to the Securities, related securities or related derivatives of the Issuer. Neither Barclays, nor any affiliate or any of its or their respective officers, directors, partners, or employees accepts any liability whatsoever for any direct or consequential loss arising from any use of the Information. Although a registration statement (including a prospectus) relating to the Securities discussed in this Information has been filed with the SEC and is effective, the final prospectus supplement relating to the Securities discussed in this communication has not been filed with the SEC. The Information shall not constitute an offer to sell or the solicitation of an offer to buy nor shall there be any other offer or sale of the Securities discussed in this communication in any state in which such offer, solicitation or sale would be unlawful prior to registration or qualification under the prospectus supplement relating to the Securities discussed in this Information. The Information shall not be deemed to provide investment, tax, or accounting advice, and nothing contained in the Information shall form the basis of or be relied upon in connection with any contract or commitment whatsoever. Any investment decision should be based solely on the data in the prospectus and the prospectus supplement ("Offering Documents") and the then current version of the Information. Offering Documents contain data that are current as of their publication dates and after publication may no longer be complete or current. A final prospectus and prospectus supplement may be obtained by contacting the Barclays Trading Desk at (212) 412-2663. This communication is being made available in the UK and Europe to persons who are investment professionals as that term is defined in Article 19 of the Financial Services and Markets Act 2000 (Financial Promotion Order) 2001. It is directed at persons who have professional experience in matters relating to investments. The investments to which it relates are available only to such persons and will be entered into only with such persons. Barclays Capital - the investment banking division of Barclays Bank PLC, authorised and regulated by the Financial Services Authority ('FSA') and member of the London Stock Exchange.

B

	A	B	C	D	E	F	G
1	Park Place Securities Asset-Backed Pass-Through Certificates Series 2005-WCW3						
2	2nd Lien						
3							
4							
5							
6							
7							
8							
9							
10	1. Summary Statistics						
11							
12	As-of / Cut-off Date: 2005-07-01						
13	Number of Mortgage Loans: 204						
14	Aggregate Principal Balance (\$): 18,063,545						
15	Weighted Average Current Mortgage Rate (%): 9.751						
16	Non-Zero Weighted Average Margin (%): 0.000						
17	Non-Zero Weighted Average Maximum Rate (%): 0.000						
18	Non-Zero Weighted Average Months to Roll: 0						
19	Weighted Average Stated Original Term (months): 359						
20	Weighted Average Stated Remaining Term (months): 359						
21	Weighted Average Combined Original LTV (%): 100.00						
22	% First Liens: 0.00						
23	% Owner Occupied: 100.00						
24	% Purchase: 88.48						
25	% Full Documentation: 88.37						
26	Non-Zero Weighted Average FICO Score: 670						
27							
28	<u>Top</u>						
29							
30							
31							
32	2. Product Types						
33							
34							
35							
36							
37							
38	Product	Number of Mortgage Loans	Aggregate Cut-off Date Principal Balance	% of Mortgage Loan Pool by Aggregate Cut-off Date Principal Balance	Weighted Average Gross Interest Rate	Weighted Average Remaining Term (months)	Weighted Average Combined Original LTV
39	Fixed - 15 Year	1	64,000	0.35	10.500	180	100.00
40	Fixed - 30 Year	203	17,999,545	99.65	9.748	360	100.00
41	Total:	204	18,063,545	100.00	9.751	359	100.00
42							
43	<u>Top</u>						
44							
45							
46							
47	3. Range of Gross Interest Rates (%)						

	A	B	C	D	E	F	G
95	360	203	17,999,545	99.65	9.748	360	100.00
96	Total:	204	18,063,545	100.00	9.751	359	100.00

97 Minimum: 180
 98 Maximum: 360
 99 Weighted Average: 359

100
101 <u>Top</u>
102
103
104

6. Range of Remaining Terms (month)

Range of Remaining Terms	Number of Mortgage Loans	Aggregate Cut-off Date Principal Balance	% of Mortgage Loan Pool by Aggregate Cut-off Date Principal Balance	Weighted Average Gross Interest Rate	Weighted Average Remaining Term (months)	Weighted Average Combined Original LTV
110 (month)	1	64,000	0.35	10.500	180	100.00
112 121 - 180	203	17,999,545	99.65	9.748	360	100.00
113 301 - 360	204	18,063,545	100.00	9.751	359	100.00
114 Total:						

115 Minimum: 180
 116 Maximum: 360
 117 Weighted Average: 359

118
119 <u>Top</u>
120
121
122

7. Range of Combined Original LTV Ratios (%)

Range of Combined Original LTV Ratios (%)	Number of Mortgage Loans	Aggregate Cut-off Date Principal Balance	% of Mortgage Loan Pool by Aggregate Cut-off Date Principal Balance	Weighted Average Gross Interest Rate	Weighted Average Remaining Term (months)	Weighted Average Combined Original LTV
128 Original LTV Ratios (%)	204	18,063,545	100.00	9.751	359	100.00
129 95.01% - 100.00%	204	18,063,545	100.00	9.751	359	100.00
130 Total:						

131 Minimum: 99.90%
 132 Maximum: 100.00%
 133 Weighted Average: 100.00%

134
135
136 <u>Top</u>
137
138
139

8. Range of Gross Margins (%)

140
141

	A	B	C	D	E	F	G
142	Range						
143	of						
144	Gross	Number of Mortgage Loans	Aggregate Cut-off Date Principal Balance	% of Mortgage Loan Pool by Aggregate Cut-off Date Principal Balance	Weighted Average Gross Interest Rate	Weighted Average Remaining Term (months)	Weighted Average Combined Original LTV
145	Margins (%)	204	18,063,545	100.00	9.751	359	100.00
146	Fixed Rate Loans	204	18,063,545	100.00	9.751	359	100.00
147	Total:						
148	Non-Zero Minimum: 0.000%						
149	Maximum: 0.000%						
150	Non-Zero Weighted Average: 0.000%						
151	Top						
152							
153							
154							
155							
156							
157							
158							

9. Range of Minimum Mortgage Rates (%)

	A	B	C	D	E	F	G
159	Range						
160	of						
161	Minimum	Number of Mortgage Loans	Aggregate Cut-off Date Principal Balance	% of Mortgage Loan Pool by Aggregate Cut-off Date Principal Balance	Weighted Average Gross Interest Rate	Weighted Average Remaining Term (months)	Weighted Average Combined Original LTV
162	Mortgage	204	18,063,545	100.00	9.751	359	100.00
163	Rates (%)	204	18,063,545	100.00	9.751	359	100.00
164	Fixed Rate Loans	204	18,063,545	100.00	9.751	359	100.00
165	Total:						
166	Non-Zero Minimum: 0.000%						
167	Maximum: 0.000%						
168	Non-Zero Weighted Average: 0.000%						
169	Top						
170							
171							
172							
173							
174							
175							

10. Range of Maximum Mortgage Rates (%)

	A	B	C	D	E	F	G
176	Range						
177	of						
178	Maximum	Number of Mortgage Loans	Aggregate Cut-off Date Principal Balance	% of Mortgage Loan Pool by Aggregate Cut-off Date Principal Balance	Weighted Average Gross Interest Rate	Weighted Average Remaining Term (months)	Weighted Average Combined Original LTV
179	Mortgage	204	18,063,545	100.00	9.751	359	100.00
180	Rates (%)	204	18,063,545	100.00	9.751	359	100.00
181	Fixed Rate Loans	204	18,063,545	100.00	9.751	359	100.00
182	Total:						
183	Non-Zero Minimum: 0.000%						
184	Maximum: 0.000%						
185	Non-Zero Weighted Average: 0.000%						
186	Top						
187							
188							

	A	B	C	D	E	F	G
189							
190							
191							
192							
193							
194							
195							
196							
197							
198							
199							
200							
201							
202							
203							
204							
205							
206							
207							
208							
209							
210							
211							
212							
213							
214							
215							
216							
217							
218							
219							
220							
221							
222							
223							
224							
225							
226							
227							
228							
229							
230							
231							
232							
233							
234							
235							

	A	B	C	D	E	F	G
11. Initial Cap (%)							
197 Initial Cap (%)							
198 Fixed Rate Loans							
199 Total:							
200 Non-Zero Minimum: 0.000%							
201 Maximum: 0.000%							
202 Non-Zero Weighted Average: 0.000%							
203							
204 Top							
12. Periodic Cap (%)							
213 Periodic Cap (%)							
214 Fixed Rate Loans							
215 Total:							
217 Non-Zero Minimum: 0.000%							
218 Maximum: 0.000%							
219 Non-Zero Weighted Average: 0.000%							
220							
221 Top							
13. Next Rate Adjustment Date							
227 Next Rate Adjustment Date							
228 Fixed Rate Loans							
229 Total:							
230 Non-Zero Weighted Average: 0							

	A	B	C	D	E	F	G
236	Top						
237							
238							
239							
240	14. Geographical Distribution						
241							
242							
243							
244							
245	Geographical						
246	Distribution						
247	California	109	10,332,337	57.20	9.743	360	100.00
248	Florida	31	2,589,647	14.34	9.800	360	100.00
249	New York	16	1,400,290	7.75	9.767	360	100.00
250	Texas	7	550,908	3.05	9.482	360	100.00
251	Massachusetts	5	415,361	2.30	9.821	360	100.00
252	Illinois	4	346,616	1.92	9.761	360	100.00
253	Colorado	4	344,500	1.91	9.598	327	100.00
254	Minnesota	4	305,681	1.69	8.985	359	100.00
255	Maryland	4	303,780	1.68	9.841	360	100.00
256	Nevada	4	301,800	1.67	10.197	360	100.00
257	Washington	3	206,600	1.14	9.764	360	100.00
258	Other	13	966,024	5.35	9.914	360	99.99
259	Total:	204	18,063,545	100.00	9.751	359	100.00
260	Number of States Represented: 18						
261							
262	Top						
263							
264							
265							
266							
267							
268							
269							
270							
271							
272	15. Occupancy						
273	Primary	204	18,063,545	100.00	9.751	359	100.00
274	Total:	204	18,063,545	100.00	9.751	359	100.00
275							
276	Top						
277							
278							
279							
280							
281	16. Property Types						
282							

A	B	C	D	E	F	G
	Number of Mortgage Loans	Aggregate Cut-off Date Principal Balance	Loan Pool by Aggregate Cut-off Date Principal Balance	Average Gross Interest Rate	Average Remaining Term (months)	Weighted Average Combined Original LTV
283	143	12,772,883	70.71	9.785	359	100.00
284	38	3,346,920	18.53	9.603	360	100.00
285	14	1,124,342	6.22	9.682	360	99.99
286	9	819,400	4.54	9.906	360	100.00
287	204	18,063,545	100.00	9.751	359	100.00
288						
289						
290						
291						
292						
293						
294						
295						
296						
297						
298						
299						
300						
301						
302						
303						
304						
305						
306						
307						
308						
309						
310						
311						
312						
313						
314						
315						
316						
317						
318						
319						
320						
321						
322						
323						
324						
325						
326						
327						
328						
329						

17. Loan Purpose

	Number of Mortgage Loans	Aggregate Cut-off Date Principal Balance	% of Mortgage Loan Pool by Aggregate Cut-off Date Principal Balance	Weighted Average Gross Interest Rate	Weighted Average Remaining Term (months)	Weighted Average Combined Original LTV
Purchase	178	15,982,983	88.48	9.722	360	100.00
Refinance - Cashout	25	2,011,362	11.13	9.957	354	100.00
Refinance - Rate Term	1	69,200	0.38	10.350	360	100.00
Total:	204	18,063,545	100.00	9.751	359	100.00

18. Documentation Level

	Number of Mortgage Loans	Aggregate Cut-off Date Principal Balance	% of Mortgage Loan Pool by Aggregate Cut-off Date Principal Balance	Weighted Average Gross Interest Rate	Weighted Average Remaining Term (months)	Weighted Average Combined Original LTV
Full Documentation	181	15,963,355	88.37	9.762	359	100.00
Limited Documentation	18	1,694,840	9.38	9.750	360	100.00
Stated Documentation	5	405,350	2.24	9.319	360	100.00
Total:	204	18,063,545	100.00	9.751	359	100.00

19. Original Prepayment Penalty Term (months)

	Number of Mortgage Loans	Aggregate Cut-off Date Principal Balance	% of Mortgage Loan Pool by Aggregate Cut-off Date Principal Balance	Weighted Average Gross Interest Rate	Weighted Average Remaining Term (months)	Weighted Average Combined Original LTV
0	181	15,963,355	88.37	9.762	359	100.00
1	18	1,694,840	9.38	9.750	360	100.00
2	5	405,350	2.24	9.319	360	100.00
Total:	204	18,063,545	100.00	9.751	359	100.00

A	B	C	D	E	F	G
330						
331						
332						
333	Original Prepayment					
334	Penalty					
335	Term (months)					
336	0	18,063,545	100.00	9.751	359	100.00
337	Total:	18,063,545	100.00	9.751	359	100.00
338	Non-Zero Minimum: 0					
339	Maximum: 0					
340	Non-Zero Weighted Average: 0					
341						
342	<u>Top</u>					
343						
344						
345						
346						
347						
348						
349						
350						
351	Lien					
352	Position					
353	2nd Lien	18,063,545	100.00	9.751	359	100.00
354	Total:	18,063,545	100.00	9.751	359	100.00
355						
356	<u>Top</u>					
357						
358						
359						
360						
361						
362						
363						
364						
365	FICO					
366	Score					
367	581 - 600	64,000	0.35	9.990	360	100.00
368	601 - 620	1,182,999	6.55	10.087	350	100.00
369	621 - 640	3,716,973	20.58	10.283	360	100.00
370	641 - 660	3,781,920	20.94	10.017	360	100.00
371	661 - 680	2,271,321	12.57	9.801	360	100.00
372	681 - 700	2,398,105	13.28	9.259	360	100.00
373	701 - 720	2,124,252	11.76	9.299	360	100.00
374	721 - 740	1,877,875	10.40	9.214	360	100.00
375	741 - 760	646,100	3.58	9.182	360	100.00
376	Total:	18,063,545	100.00	9.751	359	100.00

20. Lien Position

21. FICO Score

	A	B	C	D	E	F	G
377	Minimum: 600						
378	Maximum: 751						
379	Weighted Average: 670						

The information contained in the attached Computational Materials, Structural Term Sheet, or Collateral Term Sheet relating to the Series 2005-WCW3 (the "Securities") to be issued by Park Place Securities, Inc. 2005-WCW3 (the "Issuer") is referred to as the "Information." Barclays has not independently verified the information and makes no representation as to whether the information is accurate, complete, or up-to-date. The information contained herein is preliminary and is has been prepared solely for information purposes. Any such offer will only be made, and the information will be superseded in its entirety by, the applicable prospectus supplement and by any other information subsequently filed by the Issuer with the Securities and Exchange Commission ("SEC"), including, but not limited to, the description of the collateral pool contained in the prospectus supplement relating to the Securities. The information addresses only certain aspects of the applicable Security's characteristics and thus does not provide a complete assessment. As such, the information may not reflect the impact of all characteristics of the Securities. The information may be based on certain assumptions about market conditions, structure, collateral, and other matters. The information and the assumptions on which it is based are subject to change without notice. Assumptions may not prove to be as assumed and results may vary significantly depending on the assumptions made and the value of the inputs given and may be difficult for a third party to reproduce. No assurance is given that any indicated values, returns, performance or results will be achieved. Barclays and its affiliates and its and their respective officers, directors, partners and employees may from time to time or seek to act as manager, co-manager or underwriter of a public offering or otherwise deal in, hold or act or seek to act as market-makers or perform as advisors, brokers or commercial and/or investment bankers in relation to the Securities, related securities or related derivatives of the Issuer. Neither Barclays, nor any affiliate or any of its or their respective officers, directors, partners, or employees accepts any liability whatsoever for any direct or consequential loss arising from any use of the information. Although a registration statement (including a prospectus) relating to the Securities discussed in this information has been filed with the SEC and is effective, the final prospectus supplement relating to the Securities discussed in this communication has not been filed with the SEC. The information shall not constitute an offer to sell or the solicitation of an offer to buy nor shall there be any other offer or sale of the Securities discussed in this communication in any state in which such offer, solicitation or sale would be unlawful prior to registration or qualification under the prospectus supplement relating to the Securities discussed in this information. The information shall not be deemed to provide investment, tax, or accounting advice, and nothing contained in the information shall form the basis of or be relied upon in connection with any contract or commitment whatsoever. Any investment decision should be based solely on the data in the prospectus and the prospectus supplement ("Offering Documents") and the then current version of the information. Offering Documents contain data that are current as of their publication dates and after publication may no longer be complete or current. A final prospectus and prospectus supplement may be obtained by contacting the Barclays Trading Desk at (212) 412-2663. This communication is being made available in the UK and Europe to persons who are investment professionals as that term is defined in Article 19 of the Financial Services and Markets Act 2000 (Financial Promotion Order) 2001. It is directed at persons who have professional experience in matters relating to investments. The investments to which it relates are available only to such persons and will be entered into only with such persons. Barclays Capital - the investment banking division of Barclays Bank PLC, authorised and regulated by the Financial Services Authority ('FSA') and member of the London Stock Exchange.

B

The information contained in the attached Computational Materials, Structural Term Sheet, or Collateral Term Sheet relating to the Series 2005-WCW3 (the "Securities") to be issued by Park Place Securities, Inc. 2005-WCW3 (the "Issuer") is referred to as the "Information." Barclays has not independently verified the Information and makes no representation as to whether the Information is accurate, complete, or up-to-date. The Information contained herein is preliminary and is has been prepared solely for information purposes. Any such offer will only made, and the Information will be superseded in its entirety by, the applicable prospectus supplement and by any other information subsequently filed by the Issuer with the Securities and Exchange Commission ("SEC"), including, but not limited to, the description of the collateral pool contained in the prospectus supplement relating to the Securities. The Information addresses only certain aspects of the applicable Security's characteristics and thus does not provide a complete assessment. As such, the Information may not reflect the impact of all characteristics of the Securities. The Information may be based on certain assumptions about market conditions, structure, collateral, and other matters. The Information and the assumptions on which it is based are subject to change without notice. Assumptions may not prove to be as assumed and results may vary significantly depending on the assumptions made and the value of the inputs given and may be difficult for a third party to reproduce. No assurance is given that any indicated values, returns, performance or results will be achieved. Barclays and its affiliates and its and their respective officers, directors, partners and employees may from time to time or seek to act as manager, co-manager or underwriter of a public offering or otherwise deal in, hold or act or seek to act as market-makers or perform as advisors, brokers or commercial and/or investment bankers in relation to the Securities, related securities or related derivatives of the Issuer. Neither Barclays, nor any affiliate or any of its or their respective officers, directors, partners, or employees accepts any liability whatsoever for any direct or consequential loss arising from any use of the Information. Although a registration statement (including a prospectus) relating to the Securities discussed in this Information has been filed with the SEC and is effective, the final prospectus supplement relating to the Securities discussed in this communication has not been filed with the SEC. The Information shall not constitute an offer to sell or the solicitation of an offer to buy nor shall there be any other offer or sale of the Securities discussed in this communication in any state in which such offer, solicitation or sale would be unlawful prior to registration or qualification under the prospectus supplement relating to the Securities discussed in this Information. The Information shall not be deemed to provide investment, tax, or accounting advice, and nothing contained in the Information shall form the basis of or be relied upon in connection with any contract or commitment whatsoever. Any investment decision should be based solely on the data in the prospectus and the prospectus supplement ("Offering Documents") and the then current version of the Information. Offering Documents contain data that are current as of their publication dates and after publication may no longer be complete or current. A final prospectus and prospectus supplement may be obtained by contacting the Barclays Trading Desk at (212) 412-2663. This communication is being made available in the UK and Europe to persons who are investment professionals as that term is defined in Article 19 of the Financial Services and Markets Act 2000 (Financial Promotion Order) 2001. It is directed at persons who have professional experience in matters relating to investments. The investments to which it relates are available only to such persons and will be entered into only with such persons. Barclays Capital - the investment banking division of Barclays Bank PLC, authorised and regulated by the Financial Services Authority ('FSA') and member of the London Stock Exchange.

B

	A	B	C	D	E	F	G	H	I
1	Park Place Securities Asset-Backed Pass-Through Certificates Series 2005-WCW3								
2	All records								
3									
4									
5									
6									
7									
8									
9									
10									
11									
12	1. Summary Statistics								
13	As-of / Cut-off Date: 2005-07-01								
14	Number of Mortgage Loans: 8,340								
15	Aggregate Principal Balance (\$): 1,500,000,614								
16	Weighted Average Current Mortgage Rate (%): 7.531								
17	Non-Zero Weighted Average Margin (%): 5.776								
18	Non-Zero Weighted Average Maximum Rate (%): 13.641								
19	Non-Zero Weighted Average Months to Roll: 26								
20	Weighted Average Stated Original Term (months): 358								
21	Weighted Average Stated Remaining Term (months): 357								
22	Weighted Average Combined Original LTV (%): 81.46								
23	% First Liens: 98.80								
24	% Owner Occupied: 89.61								
25	% Purchase: 37.94								
26	% Full Documentation: 54.61								
27	Non-Zero Weighted Average FICO Score: 607								
28	Geographic Concentration in:								
2990.01 - 95.00% CLTV: FL(17%),AZ(8%),CA-S(7%),MI(7%),TX(4%),NY(4%),NV(4%),GA(3%),MD(3%)								
3095.01 - 100.00% CLTV: CA-S(31%),CA-N(26%),FL(14%),NY(8%),TX(3%),MA(2%),IL(2%),CO(2%),MN(2%),MD(2%)								
31	<u>Top</u>								
32									
33									
34									
35	2. Product Types								
36									
37									
38									
39									
40	Product	Number of Mortgage Loans	Aggregate Cut-off Date Principal Balance	% of Mortgage Loan Pool by Aggregate Cut-off Date Principal Balance	Weighted Average Gross Interest Rate	Weighted Average Remaining Term (months)	Weighted Average Combined Original LTV (%)	Non-Zero Weighted Average FICO	
41	Types								
42	Fixed - 15 Year	79	\$8,815,265	0.59	7.370	179	72.23	599	
43	Fixed - 20 Year	66	9,433,906	0.63	6.949	239	74.46	609	
44	Fixed - 30 Year	1,677	281,752,000	18.78	7.086	359	77.29	621	
45	ARM - 2 Year/6 Month LIBOR	4,731	849,144,310	56.61	7.683	359	82.52	599	
46	ARM - 2 Year/6 Month LIBOR/15 Year	3	328,076	0.02	7.166	179	81.77	630	
47	ARM - 2 Year/6 Month LIBOR/20 Year	9	1,266,401	0.08	7.710	239	84.06	604	
48	ARM - 3 Year/6 Month LIBOR	1,769	348,422,021	23.23	7.542	359	82.66	614	

	A	B	C	D	E	F	G	H	I
49	ARM - 3 Year/6 Month LIBOR/15 Year	2	284,725	0.02	7.340	179	70.00	644	
50	ARM - 3 Year/6 Month LIBOR/20 Year	4	553,911	0.04	7.239	239	77.99	643	
51	Total:	8,340	\$1,500,000,614	100.00	7.531	357	81.46	607	
52									
53	<u>Top</u>								
54									
55									
56									
57									
58									

3. Range of Gross Interest Rates (%)

Range of Gross Interest	Number of Mortgage Loans	Aggregate Cut-off Date Principal Balance	% of Mortgage Loan Pool by Aggregate Cut-off Date Principal Balance	Weighted Average Gross Interest Rate	Weighted Average Remaining Term (months)	Weighted Average Combined Original LTV (%)	Non-Zero Weighted Average FICO
64 5.000% - 5.999%	458	\$115,690,857	7.71	5.733	355	74.89	640
65 6.000% - 6.999%	1,992	400,258,302	26.68	6.549	356	77.39	624
66 7.000% - 7.999%	2,813	502,024,862	33.47	7.530	357	81.70	601
67 8.000% - 8.999%	2,064	340,474,374	22.70	8.459	358	85.71	590
68 9.000% - 9.999%	831	119,728,507	7.98	9.381	357	87.67	594
69 10.000% - 10.999%	162	19,422,526	1.29	10.347	356	86.43	583
70 11.000% - 11.999%	19	2,310,211	0.15	11.346	351	71.74	543
71 12.000% - 12.999%	1	90,976	0.01	12.450	359	70.00	516
72 Total:	8,340	\$1,500,000,614	100.00	7.531	357	81.46	607

73 Minimum: 5.200%

74 Maximum: 12.450%

75 Weighted Average: 7.531%

76

77 Top

78

79

80

81

82

83

84

85

86

87

88

89

90

91

92

93

94

95

96

97

4. Range of Cut-off Date Principal Balances (\$)

Range of Cut-off Date Principal Balances (\$)	Number of Mortgage Loans	Aggregate Cut-off Date Principal Balance	% of Mortgage Loan Pool by Aggregate Cut-off Date Principal Balance	Weighted Average Gross Interest Rate	Weighted Average Remaining Term (months)	Weighted Average Combined Original LTV (%)	Non-Zero Weighted Average FICO
88 \$50,001 - \$75,000	718	\$48,698,215	3.25	8.363	350	82.72	600
89 \$75,001 - \$100,000	1,184	104,381,365	6.96	8.028	353	82.52	600
90 \$100,001 - \$125,000	1,206	135,671,126	9.04	7.763	356	82.12	605
91 \$125,001 - \$150,000	1,086	149,185,128	9.95	7.676	356	82.12	606
92 \$150,001 - \$175,000	836	135,609,640	9.04	7.605	358	81.41	604
93 \$175,001 - \$200,000	719	135,210,039	9.01	7.559	357	81.26	609
94 \$200,001 - \$225,000	560	119,323,875	7.95	7.459	358	80.74	606
95 \$225,001 - \$250,000	421	99,990,058	6.67	7.310	358	80.54	609
96 \$250,001 - \$275,000	308	80,790,123	5.39	7.385	358	81.21	611
97 \$275,001 - \$300,000	268	77,271,304	5.15	7.350	358	80.44	605

	A	B	C	D	E	F	G	H	I
98	\$300,001 - \$325,000	211	65,991,577	4.40	7.411	358	81.91	607	
99	\$325,001 - \$350,000	159	53,771,736	3.58	7.297	358	79.80	609	
100	\$350,001 - \$375,000	139	50,452,315	3.36	7.292	357	80.11	609	
101	\$375,001 - \$400,000	131	50,786,961	3.39	7.327	356	82.71	615	
102	\$400,001 - \$425,000	92	38,115,337	2.54	7.361	359	81.43	607	
103	\$425,001 - \$450,000	63	27,550,624	1.84	7.417	357	83.21	616	
104	\$450,001 - \$475,000	51	23,561,048	1.57	7.130	356	82.86	614	
105	\$475,001 - \$500,000	60	29,398,436	1.96	7.250	354	81.51	622	
106	\$500,001 - \$750,000	128	74,241,707	4.95	7.093	359	80.52	598	
107	Total:	8,340	\$1,500,000,614	100.00	7.531	357	81.46	607	

108 Minimum: \$53,000

109 Maximum: \$750,000

110 Average: \$179,856

111

112 Top

113

114

115

116

117

5. Original Terms (month)

	Number of Mortgage Loans	Aggregate Cut-off Date Principal Balance	% of Mortgage Loan Pool by Aggregate Cut-off Date Principal Balance	Weighted Average Gross Interest Rate	Weighted Average Remaining Term (months)	Weighted Average Combined Original LTV (%)	Non-Zero Weighted Average FICO
120	Original						
121	Terms						
122	(month)						
123	180	84	\$9,428,065	0.63	179	72.49	601
124	240	79	11,254,217	0.75	239	75.71	610
125	360	8,177	1,479,318,331	98.62	359	81.56	607
126	Total:	8,340	\$1,500,000,614	100.00	357	81.46	607

127 Minimum: 180

128 Maximum: 360

129 Weighted Average: 358

130

131 Top

132

133

134

135

136

6. Range of Remaining Terms (month)

	Number of Mortgage Loans	Aggregate Cut-off Date Principal Balance	% of Mortgage Loan Pool by Aggregate Cut-off Date Principal Balance	Weighted Average Gross Interest Rate	Weighted Average Remaining Term (months)	Weighted Average Combined Original LTV (%)	Non-Zero Weighted Average FICO
137	Range of Remaining						
138	Terms						
139	(month)						
140	121 - 180	84	\$9,428,065	0.63	179	72.49	601
141	181 - 240	79	11,254,217	0.75	239	75.71	610
142	301 - 360	8,177	1,479,318,331	98.62	359	81.56	607
143	Total:	8,340	\$1,500,000,614	100.00	357	81.46	607
144	Minimum: 174						
145							
146							

	A	B	C	D	E	F	G	H	I
147	Maximum: 360								
148	Weighted Average: 357								
149									
150	Top								
151									
152									
153									
154									
155									
7. Range of Combined Original LTV Ratios (%)									
156									
157	Range of								
158	Combined								
159	Original								
160	LTV Ratios (%)								
161	15.01% - 20.00%	2	\$234,862	0.02	8.715	359	19.37	556	
162	20.01% - 25.00%	1	59,963	-	8.450	359	21.43	568	
163	25.01% - 30.00%	8	872,251	0.06	7.112	345	27.03	567	
164	30.01% - 35.00%	12	1,508,590	0.10	7.414	337	32.96	567	
165	35.01% - 40.00%	24	3,883,696	0.26	7.232	347	37.82	576	
166	40.01% - 45.00%	44	7,095,685	0.47	7.148	351	42.86	588	
167	45.01% - 50.00%	53	8,063,687	0.54	6.919	340	48.02	581	
168	50.01% - 55.00%	80	14,580,232	0.97	7.135	355	53.04	583	
169	55.01% - 60.00%	148	26,844,392	1.79	6.853	355	57.91	591	
170	60.01% - 65.00%	276	51,877,849	3.46	7.164	355	63.27	581	
171	65.01% - 70.00%	424	80,293,122	5.35	7.164	355	68.75	586	
172	70.01% - 75.00%	725	146,420,501	9.76	7.305	356	74.06	577	
173	75.01% - 80.00%	2,607	467,551,910	31.17	7.073	357	79.67	618	
174	80.01% - 85.00%	913	171,978,535	11.47	7.436	357	84.33	597	
175	85.01% - 90.00%	1,979	342,885,663	22.86	8.066	358	89.76	608	
176	90.01% - 95.00%	840	157,786,131	10.52	8.302	358	94.83	629	
177	95.01% - 100.00%	204	18,063,545	1.20	9.751	359	100.00	670	
178	Total:	8,340	\$1,500,000,614	100.00	7.531	357	81.46	607	
179	Minimum: 19.17%								
180	Maximum: 100.00%								
181	Weighted Average: 81.46%								
182									
183	Top								
184									
185									
186									
187									
188									
189									
190	Range								
191	of								
192	Gross								
193	Margins (%)								
194	Fixed Rate Loans	1,822	\$300,001,171	20.00	7.090	350	77.06	620	
195	3.501% - 4.000%	666	133,389,384	8.89	7.669	359	84.21	625	
8. Range of Gross Margins (%)									

	A	B	C	D	E	F	G	H	I
196	4.001% - 4.500%	6	657,175	0.04	7.696	358	84.52	612	
197	4.501% - 5.000%	5	1,345,975	0.09	7.624	355	88.55	625	
198	5.01% - 6.000%	5,840	1,064,523,209	70.97	7.638	359	82.34	601	
199	7.001% - 7.500%	1	83,700	0.01	10.550	360	90.00	560	
200	Total:	8,340	\$1,500,000,614	100.00	7.531	357	81.46	607	

201 Non-Zero Minimum: 4.000%

202 Maximum: 7.040%

203 Non-Zero Weighted Average: 5.776%

204

205 Top

206

207

208

9. Range of Minimum Mortgage Rates (%)

211	Range	Number of Mortgage Loans	Aggregate Cut-off Date Principal Balance	% of Mortgage Loan Pool by Aggregate Cut-off Date Principal Balance	Weighted Average Gross Interest Rate	Weighted Average Remaining Term (months)	Weighted Average Combined Original LTV (%)	Non-Zero Weighted Average FICO
212	of							
213	Minimum							
214	Mortgage							
215	Rates (%)							
216	Fixed Rate Loans	1,822	\$300,001,171	20.00	7.090	350	77.06	620
217	5.001% - 5.500%	73	17,353,720	1.16	5.384	359	74.79	643
218	5.501% - 6.000%	248	57,048,229	3.80	5.812	359	75.88	626
219	6.001% - 6.500%	512	112,463,128	7.50	6.318	359	77.69	625
220	6.501% - 7.000%	874	170,199,050	11.35	6.795	358	79.17	623
221	7.001% - 7.500%	983	187,014,040	12.47	7.305	358	81.60	607
222	7.501% - 8.000%	1,354	245,330,302	16.36	7.784	359	83.75	596
223	8.001% - 8.500%	943	163,383,836	10.89	8.271	358	86.07	591
224	8.501% - 9.000%	861	141,309,387	9.42	8.764	359	86.66	587
225	9.001% - 9.500%	394	62,894,765	4.19	9.263	359	87.28	587
226	9.501% - 10.000%	196	30,605,707	2.04	9.735	359	86.72	582
227	10.001% - 10.500%	42	6,434,960	0.43	10.255	359	82.81	565
228	10.501% - 11.000%	22	3,847,339	0.26	10.758	359	75.94	550
229	11.001% - 11.500%	11	1,671,236	0.11	11.227	359	72.51	549
230	11.501% - 12.000%	4	352,769	0.02	11.858	359	63.41	513
231	12.001% - 12.500%	1	90,976	0.01	12.450	359	70.00	516
232	Total:	8,340	\$1,500,000,614	100.00	7.531	357	81.46	607

233 Non-Zero Minimum: 5.200%

234 Maximum: 12.450%

235 Non-Zero Weighted Average: 7.641%

236

237 Top

238

239

240

10. Range of Maximum Mortgage Rates (%)

241	Range	% of Mortgage Loan Pool by	Weighted Average	Weighted Average	Non-Zero
242	of				
243	Range				
244	of				

	A	B	C	D	E	F	G	H	I
	Maximum Mortgage Rates (%)	Number of Mortgage Loans	Aggregate Cut-off Date Principal Balance	Aggregate Cut-off Date Principal Balance	Gross Interest Rate	Remaining Term (months)	Average Combined Original LTV (%)	Weighted Average FICO	
245	248 Fixed Rate Loans	1,822	\$300,001,171	20.00	7.090	350	77.06	620	
246	249 11.001% - 11.500%	73	17,353,720	1.16	5.384	359	74.79	643	
247	250 11.501% - 12.000%	248	57,048,229	3.80	5.812	359	75.88	626	
248	251 12.001% - 12.500%	512	112,463,128	7.50	6.318	359	77.69	625	
249	252 12.501% - 13.000%	874	170,199,050	11.35	6.795	358	79.17	623	
250	253 13.001% - 13.500%	983	187,014,040	12.47	7.305	358	81.60	607	
251	254 13.501% - 14.000%	1,354	245,330,302	16.36	7.784	359	83.75	596	
252	255 14.001% - 14.500%	943	163,383,836	10.89	8.271	358	86.07	591	
253	256 14.501% - 15.000%	861	141,309,387	9.42	8.764	359	86.66	587	
254	257 15.001% - 15.500%	394	62,894,765	4.19	9.263	359	87.28	587	
255	258 15.501% - 16.000%	196	30,605,707	2.04	9.735	359	86.72	582	
256	259 16.001% - 16.500%	42	6,434,960	0.43	10.255	359	82.81	565	
257	260 16.501% - 17.000%	22	3,847,339	0.26	10.758	359	75.94	550	
258	261 17.001% - 17.500%	11	1,671,236	0.11	11.227	359	72.51	549	
259	262 17.501% - 18.000%	4	352,769	0.02	11.858	359	63.41	513	
260	263 18.001% - 18.500%	1	90,976	0.01	12.450	359	70.00	516	
261	264 Total:	8,340	\$1,500,000,614	100.00	7.531	357	81.46	607	
262	265 Non-Zero Minimum: 11.200%								
263	266 Maximum: 18.450%								
264	267 Non-Zero Weighted Average: 13.641%								
265	268								
266	269 Top								
267	270								
268	271								
269	272								
270	273								
271	274								
272	275								
273	276								
274	277								
275	278								
276	279 Initial Cap (%)								
277	280 Fixed Rate Loans	1,822	\$300,001,171	20.00	7.090	350	77.06	620	
278	281 2.00%	6,518	1,199,999,443	80.00	7.641	359	82.56	603	
279	282 Total:	8,340	\$1,500,000,614	100.00	7.531	357	81.46	607	
280	283 Non-Zero Minimum: 2.000%								
281	284 Maximum: 2.000%								
282	285 Non-Zero Weighted Average: 2.000%								
283	286								
284	287 Top								
285	288								
286	289								
287	290								
288	291								
289	292								
290	293								

11. Initial Cap (%)

	Number of Mortgage Loans	Aggregate Cut-off Date Principal Balance	% of Mortgage Loan Pool by Aggregate Cut-off Date Principal Balance	Weighted Average Gross Interest Rate	Weighted Average Remaining Term (months)	Weighted Average Combined Original LTV (%)	Non-Zero Weighted Average FICO
279	1,822	\$300,001,171	20.00	7.090	350	77.06	620
280	6,518	1,199,999,443	80.00	7.641	359	82.56	603
281	8,340	\$1,500,000,614	100.00	7.531	357	81.46	607

12. Periodic Cap (%)

	% of Mortgage	Weighted	Weighted
291			
292			
293			

A	B	C	D	E	F	G	H	I
	Number of Mortgage Loans	Aggregate Cut-off Date Principal Balance	Loan Pool by Aggregate Cut-off Date Principal Balance	Average Gross Interest Rate	Average Remaining Term (months)	Weighted Average Combined Original LTV (%)	Non-Zero Weighted Average FICO	
294								
295								
296	Periodic							
297	Cap (%)							
298	Fixed Rate Loans	\$300,001,171	20.00	7.090	350	77.06	620	
299	1.00%	1,199,999,443	80.00	7.641	359	82.56	603	
300	Total:	\$1,500,000,614	100.00	7.531	357	81.46	607	

301 Non-Zero Minimum: 1.000%

302 Maximum: 1.000%

303 Non-Zero Weighted Average: 1.000%

304

305 Top

306

307

308

13. Next Rate Adjustment Date

	Number of Mortgage Loans	Aggregate Cut-off Date Principal Balance	% of Mortgage Loan Pool by Aggregate Cut-off Date Principal Balance	Weighted Average Gross Interest Rate	Weighted Average Remaining Term (months)	Weighted Average Combined Original LTV (%)	Non-Zero Weighted Average FICO
310							
311							
312	Next						
313	Rate						
314	Adjustment						
315	Date						
316	Fixed Rate Loans	\$300,001,171	20.00	7.090	350	77.06	620
317	Jan-07	1,386,077	0.09	8.337	354	87.86	598
318	Feb-07	5,169,037	0.34	7.669	355	86.45	569
319	Mar-07	4,785,380	0.32	7.839	356	89.25	585
320	Apr-07	20,994,569	1.40	8.101	357	83.45	571
321	May-07	81,660,694	5.44	7.575	358	82.79	594
322	Jun-07	717,616,209	47.84	7.668	359	82.32	598
323	Jul-07	19,126,820	1.28	8.135	360	85.05	709
324	Jan-08	1,201,984	0.08	7.721	354	86.24	627
325	Feb-08	1,648,455	0.11	7.471	355	84.61	582
326	Mar-08	2,989,575	0.20	7.658	356	88.45	591
327	Apr-08	6,076,934	0.41	7.906	357	80.26	587
328	May-08	18,948,323	1.26	7.493	357	82.19	625
329	Jun-08	310,996,534	20.73	7.523	359	82.61	612
330	Jul-08	7,398,852	0.49	8.061	360	84.00	730
331	Total:	\$1,500,000,614	100.00	7.531	357	81.46	607

332 Non-Zero Weighted Average: 2007-09-11

333

334 Top

335

336

337

14. Geographical Distribution

	Number of	Aggregate	% of Mortgage Loan Pool by Aggregate	Weighted Average Gross	Weighted Average Remaining	Weighted Average	Non-Zero Weighted
338							
339							
340							
341							
342							

	A	B	C	D	E	F	G	H	I
	Geographical Distribution	Mortgage Loans	Cut-off Date Principal Balance	Cut-off Date Principal Balance	Interest Rate	Term (months)	Combined Original LTV (%)	Average FICO	
343									
344	California	1,106	\$301,155,580	20.08	7.082	357	77.98	606	
345	Florida	1,292	222,014,949	14.80	7.600	358	82.27	611	
346	Illinois	691	130,478,845	8.70	7.714	357	83.94	621	
347	New York	344	101,840,376	6.79	7.194	356	77.12	616	
348	Arizona	594	92,182,822	6.15	7.590	357	83.25	609	
349	Texas	558	68,322,368	4.55	7.743	348	82.46	602	
350	Maryland	299	62,784,729	4.19	7.467	358	79.19	589	
351	New Jersey	238	58,522,440	3.90	7.495	358	80.48	609	
352	Michigan	446	53,339,547	3.56	7.991	358	85.45	596	
353	Nevada	215	45,969,452	3.06	7.526	358	80.78	607	
354	Georgia	184	30,308,142	2.02	7.862	356	85.63	616	
355	Other	2,373	333,081,365	22.21	7.778	357	83.39	600	
356	Total:	8,340	\$1,500,000,614	100.00	7.531	357	81.46	607	
357	Number of States Represented:	48							
358									
359									
360	Top								
361									
362									
363									
364									
365									
366									
367									
368									
369									
370	Occupancy								
371	Primary	7,353	\$1,344,140,803	89.61	7.463	357	81.06	601	
372	Investment	895	138,221,869	9.21	8.172	357	85.07	654	
373	Second Home	92	17,637,942	1.18	7.646	358	83.59	644	
374	Total:	8,340	\$1,500,000,614	100.00	7.531	357	81.46	607	
375									
376	Top								
377									
378									
379									
380									
381									
382									
383									
384									
385	Property Types								
386	Single Family Residence	6,108	\$1,072,032,538	71.47	7.517	357	81.47	602	
387	Planned Unit Development	1,038	202,015,289	13.47	7.504	357	82.34	608	
388	2-4 Family	503	120,075,264	8.01	7.492	358	80.31	630	
389	Condo	545	91,483,433	6.10	7.667	358	82.01	629	
390	MHMB	146	14,394,090	0.96	8.400	354	74.58	589	
391									

15. Occupancy

	Number of Mortgage Loans	Aggregate Cut-off Date Principal Balance	% of Mortgage Loan Pool by Aggregate Cut-off Date Principal Balance	Weighted Average Gross Interest Rate	Weighted Average Remaining Term (months)	Weighted Average Combined Original LTV (%)	Non-Zero Weighted Average FICO
371	7,353	\$1,344,140,803	89.61	7.463	357	81.06	601
372	895	138,221,869	9.21	8.172	357	85.07	654
373	92	17,637,942	1.18	7.646	358	83.59	644
374	8,340	\$1,500,000,614	100.00	7.531	357	81.46	607

16. Property Types

	Number of Mortgage Loans	Aggregate Cut-off Date Principal Balance	% of Mortgage Loan Pool by Aggregate Cut-off Date Principal Balance	Weighted Average Gross Interest Rate	Weighted Average Remaining Term (months)	Weighted Average Combined Original LTV (%)	Non-Zero Weighted Average FICO
386	6,108	\$1,072,032,538	71.47	7.517	357	81.47	602
387	1,038	202,015,289	13.47	7.504	357	82.34	608
388	503	120,075,264	8.01	7.492	358	80.31	630
389	545	91,483,433	6.10	7.667	358	82.01	629
390	146	14,394,090	0.96	8.400	354	74.58	589

	A	B	C	D	E	F	G	H	I
392									
393									
394		8,340	\$1,500,000,614	100.00	7.531	357	81.46	607	
395									
396									
397									
398									
399									

17. Loan Purpose

Loan Purpose	Number of Mortgage Loans	Aggregate Cut-off Date Principal Balance	% of Mortgage Loan Pool by Aggregate Cut-off Date Principal Balance	Weighted Average Gross Interest Rate	Weighted Average Remaining Term (months)	Weighted Average Combined Original LTV (%)	Non-Zero Weighted Average FICO
405 Refinance - Cashout	4,501	\$861,677,953	57.45	7.416	356	78.42	587
406 Purchase	3,384	569,053,799	37.94	7.719	359	85.87	637
407 Refinance - Rate Term	455	69,268,862	4.62	7.417	354	83.00	595
408 Total:	8,340	\$1,500,000,614	100.00	7.531	357	81.46	607

18. Documentation Level

Documentation Level	Number of Mortgage Loans	Aggregate Cut-off Date Principal Balance	% of Mortgage Loan Pool by Aggregate Cut-off Date Principal Balance	Weighted Average Gross Interest Rate	Weighted Average Remaining Term (months)	Weighted Average Combined Original LTV (%)	Non-Zero Weighted Average FICO
421 Full Documentation	4,835	\$819,183,302	54.61	7.262	356	80.42	593
422 Stated Documentation	2,952	569,513,809	37.97	7.902	358	82.90	630
423 Lite Documentation	553	111,303,503	7.42	7.613	358	81.75	592
424 Total:	8,340	\$1,500,000,614	100.00	7.531	357	81.46	607

19. Original Prepayment Penalty Term (months)

Original Prepayment Penalty Term (months)	Number of Mortgage Loans	Aggregate Cut-off Date Principal Balance	% of Mortgage Loan Pool by Aggregate Cut-off Date Principal Balance	Weighted Average Gross Interest Rate	Weighted Average Remaining Term (months)	Weighted Average Combined Original LTV (%)	Non-Zero Weighted Average FICO
437 0	2,827	\$523,726,360	34.92	7.749	357	82.49	615
438 12	325	83,526,590	5.57	7.381	355	78.59	615
439 24	3,117	536,153,950	35.74	7.625	359	82.17	597

	A	B	C	D	E	F	G	H	I
440	36	2,071	356,593,713	23.77	7.104	354	79.54	607	
441	Total:	8,340	\$1,500,000,614	100.00	7.531	357	81.46	607	

442 Non-Zero Minimum: 12

443 Maximum: 36

444 Non-Zero Weighted Average: 27

	A	B	C	D	E	F	G	H	I
445									
446	<u>Top</u>								
447									
448									
449									
450									
451									

20. Lien Position

	Number of Mortgage Loans	Aggregate Cut-off Date Principal Balance	% of Mortgage Loan Pool by Aggregate Cut-off Date Principal Balance	Weighted Average Gross Interest Rate	Weighted Average Remaining Term (months)	Weighted Average Combined Original LTV (%)	Non-Zero Weighted Average FICO
452	8,136	\$1,481,937,069	98.80	7.504	357	81.23	606
453	204	18,063,545	1.20	9.751	359	100.00	670
454							
455							
456	Total:	\$1,500,000,614	100.00	7.531	357	81.46	607

	A	B	C	D	E	F	G	H	I
460									
461	<u>Top</u>								
462									
463									
464									
465									
466									

21. FICO Score

	Number of Mortgage Loans	Aggregate Cut-off Date Principal Balance	% of Mortgage Loan Pool by Aggregate Cut-off Date Principal Balance	Weighted Average Gross Interest Rate	Weighted Average Remaining Term (months)	Weighted Average Combined Original LTV (%)	Non-Zero Weighted Average FICO
470	23	\$3,808,371	0.25	8.183	359	78.85	500
471	512	86,403,620	5.76	8.075	355	76.72	511
472	732	130,026,869	8.67	7.977	357	77.91	531
473	980	169,623,158	11.31	7.879	357	79.84	552
474	914	161,364,671	10.76	7.769	357	80.55	570
475	924	173,108,948	11.54	7.462	357	81.00	590
476	1,025	196,086,677	13.07	7.412	357	83.32	610
477	936	162,139,979	10.81	7.314	357	82.22	630
478	763	129,265,713	8.62	7.302	357	82.98	651
479	528	100,396,949	6.69	7.104	356	83.32	670
480	431	79,229,205	5.28	7.112	357	83.58	689
481	230	42,540,653	2.84	7.215	358	84.63	709
482	175	31,949,099	2.13	7.448	358	85.35	730
483	97	19,437,424	1.30	7.182	355	84.79	750
484	49	9,465,612	0.63	7.223	359	83.18	769
485	17	4,754,116	0.32	6.936	360	81.51	789
486	4	399,550	0.03	7.087	359	86.85	806
487							
488							

	A	B	C	D	E	F	G	H	I
489	Total:	8,340	\$1,500,000,614	100.00	7.531	357	81.46	607	

490 Non-Zero Minimum: 500

491 Maximum: 813

492 Non-Zero Weighted Average: 607

493

494 Top

495

496

497

498

499

22. New York Zip Codes

	Number of Mortgage Loans	Aggregate Cut-off Date Principal Balance	% of Mortgage Loan Pool by Aggregate Cut-off Date Principal Balance	Weighted Average Gross Interest Rate	Weighted Average Remaining Term (months)	Weighted Average Combined Original LTV (%)	Non-Zero Weighted Average FICO
500	7	\$2,461,486	2.42	7.112	359	80.01	646
501	6	2,255,338	2.21	6.810	359	77.17	593
502	7	2,022,187	1.99	7.357	359	74.67	585
503	6	1,978,072	1.94	6.949	358	80.36	663
504	4	1,621,600	1.59	7.133	359	85.13	618
505	4	1,613,550	1.58	7.007	359	83.25	616
506	3	1,592,830	1.56	7.602	359	75.62	596
507	4	1,514,379	1.49	7.598	359	84.23	673
508	6	1,488,036	1.46	7.090	358	68.84	588
509	5	1,453,868	1.43	6.328	330	74.70	623
510	4	1,439,809	1.41	7.724	359	83.95	646
511	5	1,428,228	1.40	7.876	359	84.59	619
512	3	1,372,876	1.35	6.832	309	76.44	587
513	4	1,367,574	1.34	6.925	359	78.89	658
514	5	1,295,335	1.27	7.888	359	80.14	612
515	4	1,239,983	1.22	6.863	359	83.96	617
516	5	1,234,759	1.21	7.181	359	78.68	627
517	5	1,180,235	1.16	7.407	327	75.98	589
518	4	1,129,187	1.11	7.612	359	87.81	660
519	4	1,117,899	1.10	7.835	359	87.01	617
520	249	71,033,145	69.75	7.180	357	75.96	614
521	344	\$101,840,376	100.00	7.194	356	77.12	616
522							
523							
524							
525							
526							
527							

The information contained in the attached Computational Materials, Structural Term Sheet, or Collateral Term Sheet relating to the Series 2005-WCW3 (the "Securities") to be issued by Park Place Securities, Inc. 2005-WCW3 (the "Issuer") is referred to as the "Information." Barclays has not independently verified the Information and makes no representation as to whether the Information is accurate, complete, or up-to-date. The Information contained herein is preliminary and is has been prepared solely for information purposes. Any such offer will only be made, and the Information will be superseded in its entirety by, the applicable prospectus supplement and by any other information subsequently filed by the Issuer with the Securities and Exchange Commission ("SEC"), including, but not limited to, the description of the collateral pool contained in the prospectus supplement relating to the Securities. The Information addresses only certain aspects of the applicable Security's characteristics and thus does not provide a complete assessment. As such, the Information may not reflect the impact of all characteristics of the Securities. The Information may be based on certain assumptions about market conditions, structure, collateral, and other matters. The Information and the assumptions on which it is based are subject to change without notice. Assumptions may not prove to be as assumed and results may vary significantly depending on the assumptions made and the value of the inputs given and may be difficult for a third party to reproduce. No assurance is given that any indicated values, returns, performance or results will be achieved. Barclays and its affiliates and its and their respective officers, directors, partners and employees may from time to time or seek to act as manager, co-manager or underwriter of a public offering or otherwise deal in, hold or act or seek to act as market-makers or perform as advisors, brokers or commercial and/or investment bankers in relation to the Securities, related securities or related derivatives of the Issuer. Neither Barclays, nor any affiliate or any of its or their respective officers, directors, partners, or employees accepts any liability whatsoever for any direct or consequential loss arising from any use of the Information. Although a registration statement (including a prospectus) relating to the Securities discussed in this Information has been filed with the SEC and is effective, the final prospectus supplement relating to the Securities discussed in this communication has not been filed with the SEC. The Information shall not constitute an offer to sell or the solicitation of an offer to buy nor shall there be any other offer or sale of the Securities discussed in this communication in any state in which such offer, solicitation or sale would be unlawful prior to registration or qualification under the prospectus supplement relating to the Securities discussed in this Information. The Information shall not be deemed to provide investment, tax, or accounting advice, and nothing contained in the Information shall form the basis of or be relied upon in connection with any contract or commitment whatsoever. Any investment decision should be based solely on the data in the prospectus and the prospectus supplement ("Offering Documents") and the then current version of the Information. Offering Documents contain data that are current as of their publication dates and after publication may no longer be complete or current. A final prospectus and prospectus supplement may be obtained by contacting the Barclays Trading Desk at (212) 412-2663. This communication is being made available in the UK and Europe to persons who are investment professionals as that term is defined in Article 19 of the Financial Services and Markets Act 2000 (Financial Promotion Order) 2001. It is directed at persons who have professional experience in matters relating to investments. The investments to which it relates are available only to such persons and will be entered into only with such persons. Barclays Capital - the investment banking division of Barclays Bank PLC, authorised and regulated by the Financial Services Authority ("FSA") and member of the London Stock Exchange.

B

The information contained in the attached Computational Materials, Structural Term Sheet, or Collateral Term Sheet relating to the Series 2005-WCW3 (the "Securities") to be issued by Park Place Securities, Inc. 2005-WCW3 (the "Issuer") is referred to as the "Information." Barclays has not independently verified the Information and makes no representation as to whether the Information is accurate, complete, or up-to-date. The Information contained herein is preliminary and is based solely for information purposes. Any such offer will only be made, and the Information will be superseded in its entirety by, the applicable prospectus supplement and by any other information subsequently filed by the Issuer with the Securities and Exchange Commission ("SEC"), including, but not limited to, the description of the collateral pool contained in the prospectus supplement relating to the Securities. The Information addresses only certain aspects of the applicable Security's characteristics and thus does not provide a complete assessment. As such, the Information may not reflect the impact of all characteristics of the Securities. The Information may be based on certain assumptions about market conditions, structure, collateral, and other matters. The Information and the assumptions on which it is based are subject to change without notice. Assumptions may not prove to be as assumed and results may vary significantly depending on the assumptions made and the value of the inputs given and may be difficult for a third party to reproduce. No assurance is given that any indicated values, returns, performance or results will be achieved. Barclays and its affiliates and its and their respective officers, directors, partners and employees may from time to time or seek to act as manager, co-manager or underwriter of a public offering or otherwise deal in, hold or act or seek to act as market-makers or perform as advisors, brokers or commercial and/or investment bankers in relation to the Securities, related securities or related derivatives of the Issuer. Neither Barclays, nor any affiliate or any of its or their respective officers, directors, partners, or employees accepts any liability whatsoever for any direct or consequential loss arising from any use of the Information. Although a registration statement (including a prospectus) relating to the Securities discussed in this Information has been filed with the SEC and is effective, the final prospectus supplement relating to the Securities discussed in this communication has not been filed with the SEC. The Information shall not constitute an offer to sell or the solicitation of an offer to buy nor shall there be any other offer or sale of the Securities discussed in this communication in any state in which such offer, solicitation or sale would be unlawful prior to registration or qualification under the prospectus supplement relating to the Securities discussed in this Information. The Information shall not be deemed to provide investment, tax, or accounting advice, and nothing contained in the Information shall form the basis of or be relied upon in connection with any contract or commitment whatsoever. Any investment decision should be based solely on the data in the prospectus and the prospectus supplement ("Offering Documents") and the then current version of the Information. Offering Documents contain data that are current as of their publication dates and after publication may no longer be complete or current. A final prospectus and prospectus supplement may be obtained by contacting the Barclays Trading Desk at (212) 412-2663. This communication is being made available in the UK and Europe to persons who are investment professionals as that term is defined in Article 19 of the Financial Services and Markets Act 2000 (Financial Promotion Order) 2001. It is directed at persons who have professional experience in matters relating to investments. The investments to which it relates are available only to such persons and will be entered into only with such persons. Barclays Capital - the investment banking division of Barclays Bank PLC, authorised and regulated by the Financial Services Authority ('FSA') and member of the London Stock Exchange.

B

The information contained in the attached Computational Materials, Structural Term Sheet, or Collateral Term Sheet relating to the Series 2005-WCW3 (the "Securities") to be issued by Park Place Securities, Inc. 2005-WCW3 (the "Issuer") is referred to as the "Information." Barclays has not independently verified the Information and makes no representation as to whether the Information is accurate, complete, or up-to-date. The Information contained herein is preliminary and is not to be relied upon for investment purposes. Any such offer will only be made, and the Information will be superseded by any other information subsequently filed by the Issuer with the Securities and Exchange Commission ("SEC"), including, but not limited to, the description of the collateral pool contained in the prospectus supplement relating to the Securities. The Information addresses only certain aspects of the applicable Security's characteristics and thus does not provide a complete assessment. As such, the Information may not reflect the impact of all characteristics of the Securities. The Information may be based on certain assumptions about market conditions, structure, collateral, and other matters. The Information and the assumptions on which it is based are subject to change without notice. Assumptions may not prove to be as assumed and results may vary significantly depending on the assumptions made and the value of the inputs given and may be difficult for a third party to reproduce. No assurance is given that any indicated values, returns, performance or results will be achieved. Barclays and its affiliates and its and their respective officers, directors, partners and employees may from time to time or seek to act as manager, co-manager or underwriter of a public offering or otherwise deal in, hold or act or seek to act as market-makers or perform as advisors, brokers or commercial and/or investment bankers in relation to the Securities, related securities or related derivatives of the Issuer. Neither Barclays, nor any affiliate or any of its or their respective officers, directors, partners, or employees accepts any liability whatsoever for any direct or consequential loss arising from any use of the Information. Although a registration statement (including a prospectus) relating to the Securities discussed in this Information has been filed with the SEC and is effective, the final prospectus supplement relating to the Securities discussed in this communication has not been filed with the SEC. The Information shall not constitute an offer to sell or the solicitation of an offer to buy nor shall there be any other offer or sale of the Securities discussed in this communication in any state in which such offer, solicitation or sale would be unlawful prior to registration or qualification under the prospectus supplement relating to the Securities discussed in this Information. The Information shall not be deemed to provide investment, tax, or accounting advice, and nothing contained in the Information shall form the basis of or be relied upon in connection with any contract or commitment whatsoever. Any investment decision should be based solely on the data in the prospectus and the prospectus supplement ("Offering Documents") and the then current version of the Information. Offering Documents contain data that are current as of their publication dates and after publication may no longer be complete or current. A final prospectus and prospectus supplement may be obtained by contacting the Barclays Trading Desk at (212) 412-2663. This communication is being made available in the UK and Europe to persons who are investment professionals as that term is defined in Article 19 of the Financial Services and Markets Act 2000 (Financial Promotion Order) 2001. It is directed at persons who have professional experience in matters relating to investments. The investments to which it relates are available only to such persons and will be entered into only with such persons. Barclays Capital - the investment banking division of Barclays Bank PLC, authorised and regulated by the Financial Services Authority ('FSA') and member of the London Stock Exchange.

B

	A	B	C	D	E	F	G
1	Park Place Securities Asset-Backed Pass-Through Certificates Series 2005-WCW3						
2	All records						
3							
4							
5							
6							
7	All records						
8							
9							
10							
11	Current	Number of Mortgage Loans	Aggregate Cut-off Date Principal Balance	% of Mortgage Loan Pool by Aggregate Cut-off Date Principal Balance	Weighted Average Gross Interest Rate		
12	Coupon						
13	5.000% - 5.249%	7	\$1,870,831	0.12%	5.200%		
14	5.250% - 5.499%	44	\$11,095,849	0.74%	5.362%		
15	5.500% - 5.749%	139	\$34,495,178	2.30%	5.606%		
16	5.750% - 5.999%	268	\$68,228,998	4.55%	5.873%		
17	6.000% - 6.249%	299	\$64,238,726	4.28%	6.112%		
18	6.250% - 6.499%	440	\$94,642,164	6.31%	6.353%		
19	6.500% - 6.749%	549	\$109,170,679	7.28%	6.602%		
20	6.750% - 6.999%	704	\$132,206,733	8.81%	6.859%		
21	7.000% - 7.249%	512	\$90,480,877	6.03%	7.102%		
22	7.250% - 7.499%	690	\$127,606,522	8.51%	7.361%		
23	7.500% - 7.749%	740	\$132,180,297	8.81%	7.598%		
24	7.750% - 7.999%	871	\$151,757,166	10.12%	7.868%		
25	8.000% - 8.249%	508	\$90,034,517	6.00%	8.096%		
26	8.250% - 8.499%	538	\$88,749,659	5.92%	8.352%		
27	8.500% - 8.749%	530	\$85,330,274	5.69%	8.600%		
28	8.750% - 8.999%	488	\$76,359,925	5.09%	8.853%		
29	9.000% - 9.249%	299	\$43,017,089	2.87%	9.100%		
30	9.250% - 9.499%	240	\$35,638,036	2.38%	9.351%		
31	9.500% - 9.749%	154	\$22,954,806	1.53%	9.589%		
32	9.750% - 9.999%	138	\$18,118,575	1.21%	9.846%		
33	10.000% - 10.249%	54	\$6,248,725	0.42%	10.075%		
34	10.250% - 10.499%	71	\$7,138,973	0.48%	10.307%		
35	10.500% - 10.749%	23	\$3,563,667	0.24%	10.558%		
36	10.750% - 10.999%	14	\$2,471,160	0.16%	10.851%		
37	11.000% - 11.249%	9	\$1,258,864	0.08%	11.138%		
38	11.250% - 11.499%	5	\$598,780	0.04%	11.390%		
39	11.750% - 11.999%	5	\$452,567	0.03%	11.868%		
40	12.250% - 12.499%	1	\$90,976	0.01%	12.450%		
41	Total:	8,340	\$1,500,000,614	100.00%	7.531%		
42							

The information contained in the attached Computational Materials, Structural Term Sheet, or Collateral Term Sheet relating to the Series 2005-WCW3 (the "Securities") to be issued by Park Place Securities, Inc. 2005-WCW3 (the "Issuer") is referred to as the "Information." Barclays has not independently verified the Information and makes no representation as to whether the Information is accurate, complete, or up-to-date. The Information contained herein is preliminary and is not to be relied upon for investment purposes. Any such offer will only be made, and the Information will be superseded in its entirety by, the applicable prospectus supplement and by any other information subsequently filed by the Issuer with the Securities and Exchange Commission ("SEC"), including, but not limited to, the description of the collateral pool contained in the prospectus supplement relating to the Securities. The Information addresses only certain aspects of the applicable Security's characteristics and thus does not provide a complete assessment. As such, the Information may not reflect the impact of all characteristics of the Securities. The Information may be based on certain assumptions about market conditions, structure, collateral, and other matters. The Information and the assumptions on which it is based are subject to change without notice. Assumptions may not prove to be as assumed and results may vary significantly depending on the assumptions made and the value of the inputs given and may be difficult for a third party to reproduce. No assurance is given that any indicated values, returns, performance or results will be achieved. Barclays and its affiliates and its and their respective officers, directors, partners and employees may from time to time or seek to act as manager, co-manager or underwriter of a public offering or otherwise deal in, hold or act or seek to act as market-makers or perform as advisors, brokers or commercial and/or investment bankers in relation to the Securities, related securities or related derivatives of the Issuer. Neither Barclays, nor any affiliate or any of its or their respective officers, directors, partners, or employees accepts any liability whatsoever for any direct or consequential loss arising from any use of the Information. Although a registration statement (including a prospectus) relating to the Securities discussed in this Information has been filed with the SEC and is effective, the final prospectus supplement relating to the Securities discussed in this communication has not been filed with the SEC. The Information shall not constitute an offer to sell or the solicitation of an offer to buy nor shall there be any other offer or sale of the Securities discussed in this communication in any state in which such offer, solicitation or sale would be unlawful prior to registration or qualification under the prospectus supplement relating to the Securities discussed in this Information. The Information shall not be deemed to provide investment, tax, or accounting advice, and nothing contained in the Information shall form the basis of or be relied upon in connection with any contract or commitment whatsoever. Any investment decision should be based solely on the data in the prospectus and the prospectus supplement ("Offering Documents") and the then current version of the Information. Offering Documents contain data that are current as of their publication dates and after publication may no longer be complete or current. A final prospectus and prospectus supplement may be obtained by contacting the Barclays Trading Desk at (212) 412-2663. This communication is being made available in the UK and Europe to persons who are investment promotion professionals as that term is defined in Article 19 of the Financial Services and Markets Act 2000 (Financial Promotion Order) 2001. It is directed at persons who have professional experience in matters relating to investments. The investments to which it relates are available only to such persons and will be entered into only with such persons. Barclays Capital - the investment banking division of Barclays Bank PLC, authorised and regulated by the Financial Services Authority ('FSA') and member of the London Stock Exchange.

B

The information contained in the attached Computational Materials, Structural Term Sheet, or Collateral Term Sheet relating to the Series 2005-[WCW3] (the "Securities") to be issued by [Park Place Securities, Inc.] 2005-[WCW3] (the "Issuer") is referred to as the "Information." Barclays has not independently verified the Information and makes no representation as to whether the Information is accurate, complete, or up-to-date. The Information contained herein is preliminary and is has been prepared solely for information purposes. Any such offer will only made, and the Information will be superseded in its entirety by, the applicable prospectus supplement and by any other information subsequently filed by the Issuer with the Securities and Exchange Commission ("SEC"), including, but not limited to, the description of the collateral pool contained in the prospectus supplement relating to the Securities. The Information addresses only certain aspects of the applicable Security's characteristics and thus does not provide a complete assessment. As such, the Information may not reflect the impact of all characteristics of the Securities. The Information may be based on certain assumptions about market conditions, structure, collateral, and other matters. The Information and the assumptions on which it is based are subject to change without notice. Assumptions may not prove to be as assumed and results may vary significantly depending on the assumptions made and the value of the inputs given and may be difficult for a third party to reproduce. No assurance is given that any indicated values, returns, performance or results will be achieved. Barclays and its affiliates and its and their respective officers, directors, partners and employees may from time to time or seek to act as manager, co-manager or underwriter of a public offering or otherwise deal in, hold or act or seek to act as market-makers or perform as advisors, brokers or commercial and/or investment bankers in relation to the Securities, related securities or related derivatives of the Issuer. Neither Barclays, nor any affiliate or any of its or their respective officers, directors, partners, or employees accepts any liability whatsoever for any direct or consequential loss arising from any use of the Information. Although a registration statement (including a prospectus) relating to the Securities discussed in this Information has been filed with the SEC and is effective, the final prospectus supplement relating to the Securities discussed in this communication has not been filed with the SEC. The Information shall not constitute an offer to sell or the solicitation of an offer to buy nor shall there be any other offer or sale of the Securities discussed in this communication in any state in which such offer, solicitation or sale would be unlawful prior to registration or qualification under the prospectus supplement relating to the Securities discussed in this Information. The Information shall not be deemed to provide investment, tax, or accounting advice, and nothing contained in the Information shall form the basis of or be relied upon in connection with any contract or commitment whatsoever. Any investment decision should be based solely on the data in the prospectus and the prospectus supplement ("Offering Documents") and the then current version of the Information. Offering Documents contain data that are current as of their publication dates and after publication may no longer be complete or current. A final prospectus and prospectus supplement may be obtained by contacting the Barclays Trading Desk at (212) 412-2663. This communication is being made available in the UK and Europe to persons who are investment professionals as that term is defined in Article 19 of the Financial Services and Markets Act 2000 (Financial Promotion Order) 2001. It is directed at persons who have professional experience in matters relating to investments. The investments to which it relates are available only to such persons and will be entered into only with such persons. Barclays Capital - the investment banking division of Barclays Bank PLC, authorised and regulated by the Financial Services Authority ('FSA') and member of the London Stock Exchange.

B

Percentage by range

FICOs

	<=450	451-500	501-550	551-600	601-650	651-700	701-750	>=751
<=20	-	-	0.02%	0.01%	-	-	-	-
21-30	-	-	0.04%	0.14%	0.05%	0.03%	-	0.01%
31-40	-	-	0.13%	0.37%	0.22%	0.09%	-	0.00%
41-50	-	-	0.29%	1.11%	0.66%	0.26%	0.03%	0.01%
51-60	-	-	0.63%	2.49%	1.98%	0.77%	0.09%	0.01%
61-70	-	0.06%	9.02%	9.37%	12.00%	7.52%	2.16%	0.02%
71-80	-	0.07%	5.80%	12.86%	7.30%	5.68%	1.92%	0.80%
81-90	-	0.11%	0.21%	2.30%	5.82%	2.10%	1.14%	0.65%
91-100	-	-	-	-	-	-	-	0.16%
>100	-	-	-	-	-	-	-	-

LTVs

Please provide a breakdown of percentages for each cell of the matrix for loans that fall within the appropriate category. The sum of the percentages should equal 100%. The sum of the loans in the matrices below should equal the number of loans in the pool. If FICO is not available for loan, default to <450 bucket.

Loan Count

FICOs

	<=450	451-500	501-550	551-600	601-650	651-700	701-750	>=751
<=20	-	-	5	3	-	-	-	-
21-30	-	-	16	10	6	3	-	1
31-40	-	-	25	40	21	8	2	1
41-50	-	-	59	89	53	20	6	1
51-60	-	6	217	269	140	55	12	1
61-70	-	9	743	732	1,015	614	165	54
71-80	-	8	542	1,092	601	452	154	43
81-90	-	-	18	200	493	202	118	13
91-100	-	-	-	-	-	-	-	-
>100	-	-	-	-	-	-	-	-

LTVs

#

The information contained in the attached Computational Materials, Structural Term Sheet, or Collateral Term Sheet relating to the Series 2005-WCW3 (the "Securities") to be issued by Park Place Securities, Inc. 2005-WCW3 (the "Issuer") is referred to as the "Information." Barclays has not independently verified the Information and makes no representation as to whether the Information is accurate, complete, or up-to-date. The Information contained herein is preliminary and is being prepared solely for information purposes. Any such offer will only be made, and the Information will be superseded in its entirety by, the applicable prospectus supplement and by any other information subsequently filed by the Issuer with the Securities and Exchange Commission ("SEC"), including, but not limited to, the description of the collateral pool contained in the prospectus supplement relating to the Securities. The Information addresses only certain aspects of the applicable Security's characteristics and thus does not provide a complete assessment. As such, the Information may not reflect the impact of all characteristics of the Securities. The Information may be based on certain assumptions about market conditions, structure, collateral, and other matters. The Information and the assumptions on which it is based are subject to change without notice. Assumptions may not prove to be as assumed and results may vary significantly depending on the assumptions made and the value of the inputs given and may be difficult for a third party to reproduce. No assurance is given that any indicated values, returns, performance or results will be achieved. Barclays and its affiliates and its and their respective officers, directors, partners and employees may from time to time or seek to act as manager, co-manager or underwriter of a public offering or otherwise deal in, hold or act or seek to act as market-makers or perform as advisors, brokers or commercial and/or investment bankers in relation to the Securities, related securities or related derivatives of the Issuer. Neither Barclays, nor any affiliate or any of its or their respective officers, directors, partners, or employees accepts any liability whatsoever for any direct or consequential loss arising from any use of the Information. Although a registration statement (including a prospectus) relating to the Securities discussed in this Information has been filed with the SEC and is effective, the final prospectus supplement relating to the Securities discussed in this communication has not been filed with the SEC. The Information shall not constitute an offer to sell or the solicitation of an offer to buy nor shall there be any other offer or sale of the Securities discussed in this communication in any state in which such offer, solicitation or sale would be unlawful prior to registration or qualification under the prospectus supplement relating to the Securities discussed in this Information. The Information shall not be deemed to provide investment, tax, or accounting advice, and nothing contained in the Information shall form the basis of or be relied upon in connection with any contract or commitment whatsoever. Any investment decision should be based solely on the data in the prospectus and the prospectus supplement ("Offering Documents") and the then current version of the Information. Offering Documents contain data that are current as of their publication dates and after publication may no longer be complete or current. A final prospectus and prospectus supplement may be obtained by contacting the Barclays Trading Desk at (212) 412-2663. This communication is being made available in the UK and Europe to persons who are investment professionals as that term is defined in Article 19 of the Financial Services and Markets Act 2000 (Financial Promotion Order) 2001. It is directed at persons who have professional experience in matters relating to investments. The investments to which it relates are available only to such persons and will be entered into only with such persons. Barclays Capital - the investment banking division of Barclays Bank PLC, authorised and regulated by the Financial Services Authority ('FSA') and member of the London Stock Exchange.

B

	A	B	C	D	E	F	G	H	I	J
1										
2										
3										
4	Instructions: Please also provide info on conforming and non-conforming pool (cells have already been formatted in column B, C, D, E)									
5										
6			aggregate pool group: 1	group: 2	group:					
7	gross WAC	7.531	7.574	7.470						
8										
9										
10										
11										
12	wtd avg FICO	607	600	616						
13	FICO < 600	47.55	53.90	38.39						
14	FICO > 600	28.77	27.16	31.10						
15										
16										
17										
18	wtd avg CLTV	81.46	80.55	82.76						
19	CLTV = 80	25.54	19.94	33.62						
20	CLTV > 80.01	46.05	46.97	44.71						
21	LTV 95.01 - 100	1.20	0.00	2.94						
22	Full Doc (%)	54.61	58.92	48.40						
23	Stated Doc (%)	37.97	34.65	42.74						
24										
25	purch (%)	37.94	21.24	62.00						
26	CO refi (%)	57.45	72.18	36.21						
27	Own Occ (%)	89.61	85.11	96.10						
28	Prepay Penalty (%)	65.08	66.69	62.77						
29	DTI (%)	39.00	38.50	39.71						
30	ARM (%)	80.00	80.00	80.01						
31	2/28 (%)	56.72	57.15	56.10						
32	3/27 (%)	23.28	22.85	23.91						
33	1st Lien (%)	98.80	100.00	97.06						
34	Avg Loan Balance	179,856.19	152,925.26	241,005.23						
35	# of Loans	8,340	5,790	2,550						
36	Loan Bal < \$100k	10.19	14.25	4.35						
37	Mtg Rates > 12%	0.01	0.01	0.00						
38	Manuf Housing (%)	0.96	1.48	0.22						
39										
40	largest state	FL(15%)	FL(14%)	CA-S(20%)						
41	silent 2nd (%)	16.63	9.34	27.13						
42	10 loans (%)	n/a	n/a	n/a						
43	5 yr 10	n/a	n/a	n/a						
44	2 yr 10	n/a	n/a	n/a						
45	10 FICO	n/a	n/a	n/a						

	A	B	C	D	E	F	G	H	I	J
46	IO:ITV	n/a	n/a	n/a						
47	IO:DI	n/a	n/a	n/a						
48	IO:full:doc	n/a	n/a	n/a						
49	IO:putch	n/a	n/a	n/a						

The information contained in the attached Computational Materials, Structural Term Sheet, or Collateral Term Sheet relating to the Series 2005-WCW3 (the "Securities") to be issued by Park Place Securities, Inc. 2005-WCW3 (the "Issuer") is referred to as the "Information." Barclays has not independently verified the information and makes no representation as to whether the information is accurate, complete, or up-to-date. The information contained herein is preliminary and has been prepared solely for information purposes. Any such offer will only be made, and the information will be superseded in its entirety by, the applicable prospectus supplement and by any other information subsequently filed by the issuer with the Securities and Exchange Commission ("SEC"), including, but not limited to, the description of the collateral pool contained in the prospectus supplement relating to the Securities. The information addresses only certain aspects of the applicable Security's characteristics and thus does not provide a complete assessment. As such, the information may not reflect the impact of all characteristics of the Securities. The information may be based on certain assumptions about market conditions, structure, collateral, and other matters. The information and the assumptions on which it is based are subject to change without notice. Assumptions may not prove to be as assumed and results may vary significantly depending on the assumptions made and the value of the inputs given and may be difficult for a third party to reproduce. No assurance is given that any indicated values, returns, performance or results will be achieved. Barclays and its affiliates and its and their respective officers, directors, partners and employees may from time to time or seek to act as manager, co-manager or underwriter of a public offering or otherwise deal in, hold or act or seek to act as market-makers or perform as advisors, brokers or commercial and/or investment bankers in relation to the Securities, related securities or related derivatives of the Issuer. Neither Barclays, nor any affiliate or any of its or their respective officers, directors, partners, or employees accepts any liability whatsoever for any direct or consequential loss arising from any use of the information. Although a registration statement (including a prospectus) relating to the Securities discussed in this information has been filed with the SEC and is effective, the final prospectus supplement relating to the Securities discussed in this communication has not been filed with the SEC. The information shall not constitute an offer to sell or the solicitation of an offer to buy nor shall there be any other offer or sale of the Securities discussed in this communication in any state in which such offer, solicitation or sale would be unlawful prior to registration or qualification under the prospectus supplement relating to the Securities discussed in this information. The information shall not be deemed to provide investment, tax, or accounting advice, and nothing contained in the information shall form the basis of or be relied upon in connection with any contract or commitment whatsoever. Any investment decision should be based solely on the data in the prospectus and the prospectus supplement ("Offering Documents") and the then current version of the information. Offering Documents contain data that are current as of their publication dates and after publication may no longer be complete or current. A final prospectus and prospectus supplement may be obtained by contacting the Barclays Trading Desk at (212) 412-2663. This communication is being made available in the UK and Europe to persons who are investment professionals as that term is defined in Article 19 of the Financial Services and Markets Act 2000 (Financial Promotion Order) 2001. It is directed at persons who have professional experience in matters relating to investments. The investments to which it relates are available only to such persons and will be entered into only with such persons. Barclays Capital - the investment banking division of Barclays Bank PLC, authorised and regulated by the Financial Services Authority ('FSA') and member of the London Stock Exchange.

B

	A	B
1	BARCLAYS	
2	Ameriquet Mortgage Loans	
3	PPSI2005-WCW3 Preliminary Pool Analysis	
4	All records	
5	8,340 records	
6	Balance: 1,500,000,614	
7		
8		
9		
10		
11		
12	1. Collateral Statistics	
13		
14	Av Loan Size	179,856.19
15	Gross WAC	7.531
16	Loan Balance > \$750k	0.00
17	Weighted Average FICO	607
18	FICO < 650	75.82
19	Percent CLTV > 80%	46.05
20	Percent CLTV (w/o MI) > 80%	46.05
21	Weighted Average CLTV (Inc. Silent Seconds)	84.47
22	Weighted Average FICO for Silent Seconds (Inc. Silent Seconds)	650
23	Weighted Average CLTV for Silent Seconds	98.95
24	IO Loans (%)	n/a
25	IO FICO	n/a
26	IO CLTV	n/a
27	Own Occ (%)	89.61
28	Second Home (%)	1.18
29	Investment Property (%)	9.21
30	Percent Single-Family Properties	71.47
31	Percent PUD	13.47
32	Percent Condos	6.10
33	Percent 2-4 Family	8.01
34	Rate Term Refi (%)	4.62
35	Purchase (%)	37.94
36	CO Refi (%)	57.45
37	California Concentration	20.08
38	Northern California Concentration	5.74
39	Southern California Concentration	14.34
40	Full Doc (%)	54.61
41	Limited Doc (%)	7.42
42	Stated Doc (%)	37.97
43	No Doc (%)	0.00
44	Easy Doc (%)	0.00
45	No Ratio (%)	0.00
46	No Income Verification (%)	0.00
47	No Asset Verification (%)	0.00
48	Other Documentation (%)	0.00
49	Five Largest Originators (w/ %)	Ameriquet (100%)
50	Five Largest Servicers (w/%)	Countrywide
51		
52	<u>Top</u>	

The information contained in the attached Computational Materials, Structural Term Sheet, or Collateral Term Sheet relating to the Series 2005-WCW3 (the "Securities") to be issued by Park Place Securities, Inc. 2005-WCW3 (the "Issuer") is referred to as the "Information." Barclays has not independently verified the Information and makes no representation as to whether the Information is accurate, complete, or up-to-date. The Information contained herein is preliminary and is has been prepared solely for information purposes. Any such offer will only made, and the Information will be superseded in its entirety by, the applicable prospectus supplement and by any other information subsequently filed by the Issuer with the Securities and Exchange Commission ("SEC"), including, but not limited to, the description of the collateral pool contained in the prospectus supplement relating to the Securities. The Information addresses only certain aspects of the applicable Security's characteristics and thus does not provide a complete assessment. As such, the Information may not reflect the impact of all characteristics of the Securities. The Information may be based on certain assumptions about market conditions, structure, collateral, and other matters. The Information and the assumptions on which it is based are subject to change without notice. Assumptions may not prove to be as assumed and results may vary significantly depending on the assumptions made and the value of the inputs given and may be difficult for a third party to reproduce. No assurance is given that any indicated values, returns, performance or results will be achieved. Barclays and its affiliates and its and their respective officers, directors, partners and employees may from time to time or seek to act as manager, co-manager or underwriter of a public offering or otherwise deal in, hold or act or seek to act as market-makers or perform as advisors, brokers or commercial and/or investment bankers in relation to the Securities, related securities or related derivatives of the Issuer. Neither Barclays, nor any affiliate or any of its or their respective officers, directors, partners, or employees accepts any liability whatsoever for any direct or consequential loss arising from any use of the Information. Although a registration statement (including a prospectus) relating to the Securities discussed in this Information has been filed with the SEC and is effective, the final prospectus supplement relating to the Securities discussed in this communication has not been filed with the SEC. The Information shall not constitute an offer to sell or the solicitation of an offer to buy nor shall there be any other offer or sale of the Securities discussed in this communication in any state in which such offer, solicitation or sale would be unlawful prior to registration or qualification under the prospectus supplement relating to the Securities discussed in this Information. The Information shall not be deemed to provide investment, tax, or accounting advice, and nothing contained in the Information shall form the basis of or be relied upon in connection with any contract or commitment whatsoever. Any investment decision should be based solely on the data in the prospectus and the prospectus supplement ("Offering Documents") and the then current version of the Information. Offering Documents contain data that are current as of their publication dates and after publication may no longer be complete or current. A final prospectus and prospectus supplement may be obtained by contacting the Barclays Trading Desk at (212) 412-2663. This communication is being made available in the UK and Europe to persons who are investment professionals as that term is defined in Article 19 of the Financial Services and Markets Act 2000 (Financial Promotion Order) 2001. It is directed at persons who have professional experience in matters relating to investments. The investments to which it relates are available only to such persons and will be entered into only with such persons. Barclays Capital - the investment banking division of Barclays Bank PLC, authorised and regulated by the Financial Services Authority ('FSA') and member of the London Stock Exchange.

B

	A	B	C	D	E	F	G	H	I	J	K	L	M	N
	Date Principal Balances (\$)	Number of Loans	Principal Balance	Principal Balance	Average Coupon	Remaining Term	FICO Score	Average LTV	Full Doc	Owner Occ	Single Family	-out Refi	Back Ratio	2nd Liens
15	\$50,000 - \$74,999	713	48,323,214.54	3.22	8.354	350	600	82.63	68.54	75.38	78.70	48.52	35.25	9.01
16	\$75,000 - \$99,999	1,187	104,556,364.60	6.97	8.031	353	600	82.55	67.39	86.00	78.14	46.65	37.05	7.13
17	\$100,000 - \$199,999	3,848	555,675,933.88	37.05	7.652	357	606	81.74	57.73	89.60	72.11	52.96	38.51	1.13
18	\$200,000 - \$299,999	1,558	377,575,359.84	25.17	7.381	358	608	80.73	52.41	90.26	71.10	59.81	39.56	0.00
19	\$300,000 - \$399,999	639	220,602,588.45	14.71	7.338	357	609	81.17	45.00	90.97	68.01	63.15	40.27	0.00
20	\$400,000 - \$499,999	267	119,025,445.74	7.94	7.299	357	615	82.14	49.04	87.52	68.97	68.44	40.28	0.00
21	\$500,000 - \$599,999	84	45,741,922.41	3.05	7.032	359	600	80.14	59.11	100.00	67.82	64.53	38.21	0.00
22	\$600,000 - \$699,999	38	24,043,111.05	1.60	7.223	359	597	82.43	44.73	100.00	73.84	60.76	41.07	0.00
23	\$700,000 - \$799,999	6	4,456,673.10	0.30	7.019	359	581	74.15	33.45	100.00	49.74	100.00	38.01	0.00
24	Total:	8,340	1,500,000,613.61	100.00	7.531	357	607	81.46	54.61	89.61	71.47	57.45	39.00	1.20

57 Minimum: \$53,000
58 Maximum: \$750,000
59 Average: \$179,856

Top

3. Fico Distribution

Fico Distribution	Number of Loans	Current Principal Balance	% by Current Principal Balance	Weighted Average Coupon	Weighted Average Stated Remaining Term	FICO Score	Weighted Average LTV	Pct Full Doc	Pct Owner Occ	Pct Single Family	Pct Cash -out Refi	Wtd Avg Back Ratio	Pct 2nd Liens
476 - 500	23	3,808,370.64	0.25	8.183	359	500	78.85	95.65	96.27	91.83	72.61	39.79	0.00
501 - 525	659	111,168,385.73	7.41	8.081	356	514	76.70	86.82	99.44	77.45	86.15	40.47	0.00
526 - 550	966	167,883,164.70	11.19	7.925	356	538	78.47	74.29	98.34	79.91	80.05	40.57	0.00
551 - 575	1,299	230,083,852.23	15.34	7.825	357	562	80.22	56.72	95.53	75.96	73.36	39.49	0.00
576 - 600	1,138	211,391,862.88	14.09	7.510	357	588	81.19	58.21	92.92	72.18	67.23	38.99	0.03
601 - 625	1,295	243,482,956.74	16.23	7.409	357	612	83.17	49.74	91.14	69.29	50.44	39.61	1.10
626 - 650	1,034	176,989,603.52	11.80	7.332	356	637	82.61	44.56	85.51	68.86	42.06	38.51	2.29
651 - 675	811	145,095,512.93	9.67	7.137	356	662	82.73	42.80	82.47	68.69	42.31	38.36	2.41
676 - 700	543	101,550,449.72	6.77	7.115	357	687	83.77	39.32	76.76	66.00	31.37	37.38	3.09
701 - 725	282	51,550,506.40	3.44	7.258	357	712	84.95	32.70	72.45	62.69	27.40	35.95	5.46
726 - 750	175	31,860,403.20	2.12	7.379	356	736	85.18	38.29	69.61	60.33	27.06	35.66	5.45
751 - 775	86	18,570,480.19	1.24	7.189	359	760	84.07	38.17	74.75	44.91	17.78	35.86	0.53
776 >=	29	6,565,064.73	0.44	6.988	359	787	80.80	39.74	66.25	57.29	19.68	34.46	0.00
Total:	8,340	1,500,000,613.61	100.00	7.531	357	607	81.46	54.61	89.61	71.47	57.45	39.00	1.20

86 Minimum: 500
87 Maximum: 813
88 Weighted Average: 606.6

89

A	B	C	D	E	F	G	H	I	J	K	L	M	N
Loan Purpose	Number of Loans	Current Principal Balance	% by Current Principal Balance	Weighted Average Coupon	Average Stated Remaining Term	FICO Score	Weighted Average LTV	Pct Full Doc	Pct Owner Occ	Pct Single Family	Pct Cash -out Refi	Wtd Avg Back Ratio	Pct 2nd Liens
Refinance - Cashout	4,501	861,677,952.79	57.45	7.416	356	587	78.42	62.93	93.78	75.85	100.00	39.44	0.23
Purchase	3,384	569,053,798.50	37.94	7.719	359	637	85.87	39.66	82.48	63.99	0.00	38.37	2.81
Refinance - Rate Term	455	69,268,862.32	4.62	7.417	354	595	83.00	73.95	96.26	78.34	0.00	38.62	0.10
Total:	8,340	1,500,000,613.61	100.00	7.531	357	607	81.46	54.61	89.61	71.47	57.45	39.00	1.20

Top

7. Documentation Level

Documentation Level	Number of Loans	Current Principal Balance	% by Current Principal Balance	Weighted Average Coupon	Weighted Average Stated Remaining Term	FICO Score	Weighted Average LTV	Pct Full Doc	Pct Owner Occ	Pct Single Family	Pct Cash -out Refi	Wtd Avg Back Ratio	Pct 2nd Liens
Full Documentation	4,835	819,183,301.65	54.61	7.262	356	593	80.42	100.00	94.13	72.90	66.20	39.28	1.95
Stated Documentation	2,952	569,513,809.45	37.97	7.902	358	630	82.90	0.00	83.45	69.16	45.18	39.41	0.07
Limited Documentation	553	111,303,502.51	7.42	7.613	358	592	81.75	0.00	87.86	72.78	55.82	34.74	1.52
Total:	8,340	1,500,000,613.61	100.00	7.531	357	607	81.46	54.61	89.61	71.47	57.45	39.00	1.20

Top

8. Silent Seconds

Silent Seconds	Number of Loans	Current Principal Balance	% by Current Principal Balance	Weighted Average Coupon	Weighted Average Stated Remaining Term	FICO Score	Weighted Average LTV	Pct Full Doc	Pct Owner Occ	Pct Single Family	Pct Cash -out Refi	Wtd Avg Back Ratio	Pct 2nd Liens
No Sim Seconds	6,844	1,250,573,416.82	83.37	7.632	356	598	81.59	57.12	88.45	72.77	67.42	38.76	1.44
Simultaneous Seconds	1,496	249,427,196.79	16.63	7.025	359	650	80.82	42.05	95.40	64.92	7.42	40.18	0.00
Total:	8,340	1,500,000,613.61	100.00	7.531	357	607	81.46	54.61	89.61	71.47	57.45	39.00	1.20

Top

IO Loans and Balloon Loans

There are no IO Loans or Balloon Loans in this deal.

73

74

75

76

77

	A	B	C	D	E	F	G	H	I	J	K	L	M	N
2	45.01 - 50.00	2,074	413,322,480.84	51.98	7.516	358	602	82.71	54.66	93.80	72.68	58.26	48.03	1.25
3	50.01 - 55.00	252	52,414,583.01	6.59	7.136	356	569	67.17	71.58	96.42	77.27	93.34	53.03	0.00
4	Total:	4,159	795,157,389.68	100.00	7.511	357	601	81.57	55.01	93.94	72.10	58.92	46.30	1.34

5 Minimum: 41.00

6 Maximum: 55.00

7 Weighted Average: 46.30

8

9 Top

The information contained in the attached Computational Materials, Structural Term Sheet, or Collateral Term Sheet relating to the Series 2005-WCW3 (the "Securities") to be issued by Park Place Securities, Inc. 2005-WCW3 (the "Issuer") is referred to as the "Information." Barclays has not independently verified the Information and makes no representation as to whether the Information is accurate, complete, or up-to-date. The Information contained herein is preliminary and is based on information provided to Barclays by the Issuer. Any such offer will only be made, and the Information will be superseded in its entirety by, the applicable prospectus supplement and by any other information subsequently filed by the Issuer with the SEC. The Information and Exchange Commission ("SEC"), including, but not limited to, the description of the collateral pool contained in the prospectus supplement relating to the Securities. The Information addresses only certain aspects of the applicable Security's characteristics and thus does not provide a complete assessment. As such, the Information may not reflect the impact of all characteristics of the Securities. The Information may be based on certain assumptions about market conditions, structure, collateral, and other matters. The Information and the assumptions on which it is based are subject to change without notice. Assumptions may not prove to be as assumed and results may vary significantly depending on the assumptions made and the value of the inputs given and may be difficult for a third party to reproduce. No assurance is given that any indicated values, returns, performance or results will be achieved. Barclays and its affiliates and its and their respective officers, directors, partners and employees may from time to time or seek to act as manager, co-manager or underwriter of a public offering or otherwise deal in, hold or act or seek to act as market-makers or perform as advisors, brokers or commercial and/or investment bankers in relation to the Securities, related securities or related derivatives of the Issuer. Neither Barclays, nor any affiliate or any of its or their respective officers, directors, partners, or employees accepts any liability whatsoever for any direct or consequential loss arising from any use of the Information. Although a registration statement (including a prospectus) relating to the Securities discussed in this Information has been filed with the SEC and is effective, the final prospectus supplement relating to the Securities discussed in this communication has not been filed with the SEC. The Information shall not constitute an offer to sell or the solicitation of an offer to buy nor shall there be any other offer or sale of the Securities discussed in this communication in any state in which such offer, solicitation or sale would be unlawful prior to registration or qualification under the prospectus supplement relating to the Securities discussed in this Information. The Information shall not be deemed to provide investment, tax, or accounting advice, and nothing contained in the Information shall form the basis of or be relied upon in connection with any contract or commitment whatsoever. Any investment decision should be based solely on the data in the prospectus and the prospectus supplement ("Offering Documents") and the then current version of the Information. Offering Documents contain data that are current as of their publication dates and after publication may no longer be complete or current. A final prospectus and prospectus supplement may be obtained by contacting the Barclays Trading Desk at (212) 412-2663. This communication is being made available in the UK and Europe to persons who are investment professionals as that term is defined in Article 19 of the Financial Services and Markets Act 2000 (Financial Promotion Order) 2001. It is directed at persons who have professional experience in matters relating to investments. The investments to which it relates are available only to such persons and will be entered into only with such persons. Barclays Capital - the investment banking division of Barclays Bank PLC, authorised and regulated by the Financial Services Authority ('FSA') and member of the London Stock Exchange.

B

A	B	C	D	E	F	G	H	I	J	K	L	M	N
49 Primary	7,353	182,801.69	89.61	1,344,140,809.59	7,483	6.05	9.52	12.32	11.37	60.14	68.44	18.97	11.24
50 Non-Owner Occupied	897	157,912.03	10.39	155,858,811.02	6,113	0.48	1.30	2.62	5.51	90.07	39.33	55.36	4.31
51 Total:	8,340	179,856.19	100.00	1,500,000,613.61	7,531	6.01	8.67	11.31	10.76	63.25	65.42	22.86	10.52
52													
53 5. WAC													
54													
55 WAC													
56 Avg \$ Balance													
57 7.000-7.999													
58 8.000-8.999													
59 9.000-9.999													
60 10.000-10.999													
61 11.000+													
62 Total:													
63													
64 6. IO Type													
65													
66 IO Type													
67 None													
68 2 Year IO													
69 3 Year IO													
70 5 Year IO													
71 Total:													
72													
73 7. DocType													
74													
75 Full Documentation													
76 Stated Documentation													
77 Limited Documentation													
79 No Income Verification													
80 Total:													
81													
82 8. OTHERS													
83													
84 OTHERS													
85 Manufactured Housing													
86 2nd Lien													
87 <100K													
88 >500K													
89 Other													
90 Nevada													
91 North CA													
92 South CA													
93 Top-10 Loans													
94													
95													
96 9. CREDIT GRADES													
97													
98 CREDIT GRADES please Use Relevant Credit Grades of Originator													
99 Total:													

FICO	501-540		541-560		561-580		581 and above		85% LTV & below		85% LTV & above	
	521-540	541-560	541-560	561-580	561-580	581 and above	581 and above	85% LTV & below	85% LTV & above	85% LTV & below	85% LTV & above	
53	6.01	8.67	11.31	10.76	63.25	65.42	22.86	10.52				
54	6.01	8.67	11.31	10.76	63.25	65.42	22.86	10.52				
55	6.01	8.67	11.31	10.76	63.25	65.42	22.86	10.52				
56	6.01	8.67	11.31	10.76	63.25	65.42	22.86	10.52				
57	6.01	8.67	11.31	10.76	63.25	65.42	22.86	10.52				
58	6.01	8.67	11.31	10.76	63.25	65.42	22.86	10.52				
59	6.01	8.67	11.31	10.76	63.25	65.42	22.86	10.52				
60	6.01	8.67	11.31	10.76	63.25	65.42	22.86	10.52				
61	6.01	8.67	11.31	10.76	63.25	65.42	22.86	10.52				
62	6.01	8.67	11.31	10.76	63.25	65.42	22.86	10.52				
63	6.01	8.67	11.31	10.76	63.25	65.42	22.86	10.52				
64	6.01	8.67	11.31	10.76	63.25	65.42	22.86	10.52				
65	6.01	8.67	11.31	10.76	63.25	65.42	22.86	10.52				
66	6.01	8.67	11.31	10.76	63.25	65.42	22.86	10.52				
67	6.01	8.67	11.31	10.76	63.25	65.42	22.86	10.52				
68	6.01	8.67	11.31	10.76	63.25	65.42	22.86	10.52				
69	6.01	8.67	11.31	10.76	63.25	65.42	22.86	10.52				
70	6.01	8.67	11.31	10.76	63.25	65.42	22.86	10.52				
71	6.01	8.67	11.31	10.76	63.25	65.42	22.86	10.52				
72	6.01	8.67	11.31	10.76	63.25	65.42	22.86	10.52				
73	6.01	8.67	11.31	10.76	63.25	65.42	22.86	10.52				
74	6.01	8.67	11.31	10.76	63.25	65.42	22.86	10.52				
75	6.01	8.67	11.31	10.76	63.25	65.42	22.86	10.52				
76	6.01	8.67	11.31	10.76	63.25	65.42	22.86	10.52				
77	6.01	8.67	11.31	10.76	63.25	65.42	22.86	10.52				
78	6.01	8.67	11.31	10.76	63.25	65.42	22.86	10.52				
79	6.01	8.67	11.31	10.76	63.25	65.42	22.86	10.52				
80	6.01	8.67	11.31	10.76	63.25	65.42	22.86	10.52				
81	6.01	8.67	11.31	10.76	63.25	65.42	22.86	10.52				
82	6.01	8.67	11.31	10.76	63.25	65.42	22.86	10.52				
83	6.01	8.67	11.31	10.76	63.25	65.42	22.86	10.52				
84	6.01	8.67	11.31	10.76	63.25	65.42	22.86	10.52				
85	6.01	8.67	11.31	10.76	63.25	65.42	22.86	10.52				
86	6.01	8.67	11.31	10.76	63.25	65.42	22.86	10.52				
87	6.01	8.67	11.31	10.76	63.25	65.42	22.86	10.52				
88	6.01	8.67	11.31	10.76	63.25	65.42	22.86	10.52				
89	6.01	8.67	11.31	10.76	63.25	65.42	22.86	10.52				
90	6.01	8.67	11.31	10.76	63.25	65.42	22.86	10.52				
91	6.01	8.67	11.31	10.76	63.25	65.42	22.86	10.52				
92	6.01	8.67	11.31	10.76	63.25	65.42	22.86	10.52				
93	6.01	8.67	11.31	10.76	63.25	65.42	22.86	10.52				
94	6.01	8.67	11.31	10.76	63.25	65.42	22.86	10.52				
95	6.01	8.67	11.31	10.76	63.25	65.42	22.86	10.52				
96	6.01	8.67	11.31	10.76	63.25	65.42	22.86	10.52				
97	6.01	8.67	11.31	10.76	63.25	65.42	22.86	10.52				
98	6.01	8.67	11.31	10.76	63.25	65.42	22.86	10.52				
99	6.01	8.67	11.31	10.76	63.25	65.42	22.86	10.52				

	A	B	C	D	E	F	G	H	I	J	K	L	M	N
1002		665	198,617.95	8.72	130,500,962.50	7,685	10.44	13.64	14.58	17.38	43.95	62.44	27.96	9.70
1013		698	190,151.24	6.65	132,225,567.49	7,644	13.31	13.13	20.74	17.69	35.13	55.39	28.16	8.43
1024		572	180,827.46	5.93	103,975,790.28	7,957	14.44	16.97	18.84	13.10	36.65	78.72	19.26	1.03
1035		357	177,988.55	4.00	59,982,140.61	8,191	19.19	27.91	22.15	8.32	21.74	99.85	0.15	0.00
1046		72	177,012.07	0.85	12,744,865.20	9,523	11.05	31.14	17.93	21.10	18.78	98.46	2.40	1.15
1057	10181	8,340	179,856.19	100.00	1,500,000,613.61	7,531	6.01	8.67	11.31	10.76	63.25	65.42	22.86	10.52
106														
107	10	Top 10 MSAs												
108														
109	Top 10 MSA	Loan Count	\$ Avgs Loan Amount	% of Pool	Avgs \$ Balance	WAC	Wtd Avg LTV	Wtd Avg FICO						
110	CHICAGO	232	197,274.02	3.05	45,787,571.61	7.711	83.74	622						
111	MIAMI	252	170,874.46	2.66	43,231,237.17	7.526	82.00	621						
112	PHOENIX	242	133,164.97	2.15	32,225,922.80	7.463	83.90	615						
113	LAS VEGAS	140	215,943.45	2.02	30,232,082.59	7.653	81.59	607						
114	LOS ANGELES	92	316,205.53	1.84	20,090,808.33	7.053	75.66	607						
115	HOUSTON	150	108,397.32	1.06	16,259,597.57	7.664	81.82	601						
116	BROOKLYN	45	325,287.08	0.96	14,637,018.99	7.156	77.18	621						
117	DETROIT	132	93,309.60	0.82	12,316,907.37	8.285	86.41	598						
118	ATLANTA	42	216,296.63	0.61	9,084,458.50	8.968	87.16	644						
119	MESA	56	157,241.57	0.59	8,805,527.76	7.433	83.81	622						

	A	B	C	D	E	F	G	H	I	J	K	L	M	N	O	P	Q	R
107	108 6. Fico Distribution Second Liens																	
109	110 Fico																	
110	111 Distribution																	
111	112 Second Liens																	
112	600 - 674	0.17	79,138.04	10.224	0	618	40.88	100.00	70.38	26.06	100.00	65.12	14.88	-	-	55.88	6.55	9.99
114	625 - 649	0.25	86,840.66	10.224	0	638	40.21	100.00	87.18	7.49	100.00	92.71	3.78	3.51	-	60.54	5.34	16.89
115	650 - 674	0.25	87,694.97	9.891	0	660	40.02	100.00	58.57	21.57	100.00	92.91	1.93	5.16	-	48.73	11.25	10.38
116	675 - 699	0.21	96,479.55	9.386	0	686	39.75	100.00	59.86	21.36	100.00	93.20	6.80	-	-	63.20	8.99	13.69
117	700 - 724	0.17	90,655.57	9.280	0	711	38.66	100.00	76.67	11.05	100.00	71.56	25.32	3.11	-	50.12	9.25	20.95
118	725 - 749	0.14	93,328.23	9.207	0	735	37.33	100.00	69.93	30.07	100.00	89.63	10.37	-	-	65.48	4.04	15.31
119	750 - 774	0.01	99,198.00	9.150	0	751	33.00	100.00	100.00	-	100.00	100.00	-	-	-	100.00	-	-
120	Total:	1.20	88,546.79	9.751	0	670	39.80	100.00	70.71	18.53	100.00	88.37	9.38	2.24	-	57.20	7.75	14.34
121																		
122	Top																	

1. Back Debt to Income Ratio

	Number of Mortgage Loans	Aggregate Cut-off Date Principal Balance	% of Mortgage Loan Pool by Aggregate Cut-off Date Principal Balance	Weighted Average Gross Interest Rate	Weighted Average Remaining Term (months)	Weighted Average Original LTV(%)
22	0.00 - 9.99	75	\$14,140,024	0.94	7,985	83.10
23	10.00 - 19.99	358	58,956,741	3.93	7,616	357
24	20.00 - 24.99	424	70,602,826	4.71	7,579	354
25	25.00 - 29.99	654	103,574,720	6.90	7,569	356
26	30.00 - 34.99	1,008	164,809,142	10.99	7,544	366
27	35.00 - 39.99	1,371	237,375,913	15.83	7,509	357
28	40.00 - 44.99	1,717	311,517,993	20.77	7,558	357
29	45.00 - 49.99	2,109	411,676,598	27.45	7,534	358
30	50.00 - 54.99	572	117,304,819	7.82	7,346	357
31	55.00 >=	46	10,041,838	0.67	7,177	359
32	Total:	8,340	\$1,500,000.614	100.00	7,531	357
33						
34	Top					
35						
36						
37						

DOCUMENTATION BUCKET									
Doc Type	Count	Deal Size	Balance	Rate	Term	LTV	Weighted Avg Gross Interest Rate	Weighted Avg Remaining Term	Weighted Avg Original LTV
Full	4,835	819,183,302	54.61%	7.42%	7,267	80.42%	39.28%	86.82%	66.20%
Limited	553	111,303,503	7.42%	7.613%	201,272	81.75%	34.74%	87.86%	55.82%
Stated	2,952	569,513,809	37.97%	7.902%	192,925	82.90%	38.41%	83.45%	45.18%
TOTAL	8,340	\$1,500,000.614	100%	7.531%	357	80.42%	39.28%	86.82%	66.20%

1 BARCLAYS
 2 Amerquest Mortgage Loans
 3 PPS12005-WCW3 Preliminary Pool Analysis
 4 All records
 5 8,340 records
 6 Balance: 1,500,000,614
 7
 8
 9
 10
 11
 12
 13

1. Fico Distribution

		% of Outstanding Balance	Average Current Balance	Weighted Average Coupon	Weighted Average Percent MI	Weighted Average Fico	Weighted Average DTI	Weighted Average CLTV	Pct SFD	Pct PUD	Pct Owner Occ	Pct Full Doc	Pct Ltd Doc	Pct Std Doc	Pct Interest Only
14	Fico Distribution														
17	500.00 - 524.99 & CLTV > 85%	6.73%	167,851.55	6.10%	0	512	40.27	79.98	78.99	13.63	98.67	88.80	11.20	-	-
18	525.00 - 549.99 & CLTV > 85%	9.98%	177,315.22	7.93%	0	536	40.56	80.57	75.76	11.99	98.42	75.91	9.09	15.00	-
19	550.00 - 574.99 & CLTV > 85%	13.96%	176,213.05	7.89%	0	561	38.56	83.20	75.23	13.87	95.66	55.19	9.50	34.32	-
20	575.00 - 599.99 & CLTV > 70%	11.43%	188,021.14	7.84%	0	587	38.82	84.83	72.73	12.32	97.84	58.28	6.43	35.32	-
21	600.00 - 624.99 & CLTV > 70%	14.38%	184,865.17	7.52%	0	611	39.59	86.02	69.75	16.29	97.44	48.45	8.30	43.25	-
22	625.00 - 649.99 & CLTV > 70%	10.94%	170,397.14	7.39%	0	636	38.40	84.34	67.61	15.77	85.37	44.69	6.16	49.75	-
23	650.00 - 674.99 & CLTV > 80%	4.58%	177,342.37	7.58%	0	661	37.51	89.96	71.37	12.23	68.61	47.28	5.62	47.10	-
24	675.00 - 699.99 & CLTV > 80%	3.41%	160,551.27	7.54%	0	685	36.59	90.41	66.56	11.86	65.59	41.89	4.04	54.07	-
25	700.00 - 724.99 & CLTV > 80%	1.84%	169,224.90	7.76%	0	711	32.97	91.36	65.61	15.00	56.62	33.48	4.44	62.08	-
26	725.00 - 749.99 & CLTV > 85%	1.11%	163,832.25	8.18%	0	734	34.64	92.59	59.17	12.00	50.83	30.68	3.11	66.21	-
27	750.00 - 774.99 & CLTV > 85%	0.48%	183,149.66	7.84%	0	760	33.82	91.81	41.02	27.58	50.51	33.17	4.96	61.87	-
28	775.00 - 799.99 & CLTV > 85%	0.14%	260,672.03	7.50%	0	786	38.02	89.62	62.25	-	61.05	22.84	-	77.16	-
29	Greater than 800 and CLTV > 85%	0.01%	102,695.00	7.78%	0	810	21.34	93.33	100.00	-	-	66.70	-	33.30	-
30	Total:	78.42%	177,968.00	7.71%	0	596	36.98	84.52	72.57	14.01	88.87	56.33	7.73	35.94	-

2. Original Loan-to-Value Ratio (%)

		% of Outstanding Balance	Average Current Balance	Weighted Average Coupon	Weighted Average Percent MI	Weighted Average Fico	Weighted Average DTI	Weighted Average CLTV	Pct SFD	Pct PUD	Pct Owner Occ	Pct Full Doc	Pct Ltd Doc	Pct Std Doc	Pct Interest Only
37	Original Loan-to-Value Ratio (%)														
41	Less than 60 & DTI > 50%	0.56%	192,562.53	6.94%	0	564	53.20	51.46	82.49	3.36	100.00	66.84	9.88	21.28	-
42	60.00 - 64.99 & DTI > 50%	0.45%	193,636.31	7.29%	0	584	52.91	62.25	84.79	7.84	92.72	63.68	16.53	19.79	-
43	65.00 - 69.99 & DTI > 50%	0.70%	227,399.66	7.24%	0	576	52.60	67.19	89.36	7.94	91.12	66.99	8.14	24.88	-
44	70.00 - 74.99 & DTI > 50%	1.02%	230,925.80	6.94%	0	581	53.08	72.28	68.89	18.04	97.29	73.93	3.51	22.55	-

	A	B	C	D	E	F	G	H	I	J	K	L	M	N	O	P	Q	R
45	75.00 - 79.99 & DTI > 50%	0.70%	190,987.49	7,317	0	554	53.12	75.02	67.08	13.12	100.00	79.44	6.96	13.60	-	-	-	-
46	80.00 - 84.99 & DTI > 50%	0.00%	69,560.36	8,800	0	525	51.00	80.00	100.00	-	100.00	100.00	-	-	-	-	-	-
47	85.00 - 89.99 & DTI > 50%	0.01%	123,162.12	7,700	0	585	51.00	89.31	100.00	-	100.00	100.00	-	-	-	-	-	-
48	90.00 - 99.99 & DTI > 50%	0.01%	185,130.66	8,200	0	622	55.00	95.00	100.00	-	100.00	100.00	-	-	-	-	-	-
49	Total:	3.49%	207,994.38	7,136	0	569	53.03	67.17	77.27	11.10	96.42	71.58	7.96	20.47	-	-	-	-

50																		
51	Top																	
52																		
53																		
54																		
55																		
56																		

3. Back Ratio

	Back Ratio	% of Outstanding Balance	Average Current Balance	Weighted Average Coupon	Percent MI	Weighted Average Fico	Weighted Average DTI	Weighted Average CLTV	Pct SFD	Pct PUD	Pct Owner Occ	Pct Full Doc	Pct Ltd Doc	Pct Std Doc	Pct Interest Only	Pct California	Pct New York	Pct Florida
57	Less than 20	4.87%	188,814.70	7,667	0	623	13.68	81.49	66.20	12.98	61.59	47.59	22.24	30.17	-	-	-	-
58	20-24.99 & FICO < 575	0.28%	150,727.55	8,062	0	513	22.56	80.33	89.54	8.27	100.00	73.55	26.45	-	-	-	-	-
59	25.00 - 29.99 & FICO < 550	1.15%	150,625.48	7,964	0	528	27.11	76.03	85.98	10.66	99.31	80.48	10.06	9.46	-	-	-	-
60	30.00 - 34.99 & FICO < 575	3.67%	155,563.05	7,812	0	545	32.02	78.66	74.73	13.59	96.60	67.74	6.60	25.65	-	-	-	-
61	35.00 - 39.99 & FICO < 600	7.06%	165,137.44	7,812	0	557	37.04	80.09	73.80	14.87	96.65	67.72	8.25	24.03	-	-	-	-
62	40.00 - 44.99 & FICO < 625	13.35%	186,491.81	7,812	0	571	42.03	81.77	73.15	13.95	95.63	59.47	7.24	33.29	-	-	-	-
63	45.00 - 49.99 & FICO < 650	21.58%	195,802.34	7,670	0	580	47.15	82.27	73.24	13.67	95.94	57.09	6.22	36.89	-	-	-	-
64	50.00 - 54.99 & FICO < 675	7.36%	203,929.19	7,360	0	560	50.98	76.66	78.56	8.88	96.45	62.90	6.57	30.53	-	-	-	-
65	Greater than or Equal to 55 and FICO < 700	0.66%	218,866.69	7,183	0	570	55.00	68.16	83.11	13.90	94.19	75.02	8.74	16.34	-	-	-	-
66	Total:	99.96%	184,211.64	7,893	0	575	41.23	80.65	73.89	13.15	93.33	60.18	8.25	31.66	-	-	-	-

70	Top																	
71																		
72																		
73																		
74																		

4. Fico Distribution Limited and Stated Doc

	Fico Distribution Limited and Stated Doc	% of Outstanding Balance	Average Current Balance	Weighted Average Coupon	Percent MI	Weighted Average Fico	Weighted Average DTI	Weighted Average CLTV	Pct SFD	Pct PUD	Pct Owner Occ	Pct Full Doc	Pct Ltd Doc	Pct Std Doc	Pct Interest Only	Pct California	Pct New York	Pct Florida
75	81 500 - 524	0.83	203,041.67	8,193	0	514	36.29	75.15	87.01	9.37	99.26	-	38.66	1.34	-	24.53	6.13	24.85
76	525 - 549	2.79	203,468.31	8,443	0	536	40.78	75.62	82.82	7.31	97.88	-	35.99	54.31	-	23.85	7.75	16.48
77	550 - 574	6.74	199,472.31	8,243	0	561	39.48	80.71	76.50	10.29	93.04	-	20.28	79.72	-	19.98	8.58	14.93
78	575 - 599	5.71	202,537.40	7,962	0	587	39.26	81.37	71.93	13.48	90.11	-	15.86	83.14	-	22.06	8.62	15.66
79	600 - 624	8.05	200,671.30	7,974	0	611	39.90	85.94	70.38	14.10	88.00	-	15.89	84.11	-	20.16	5.65	14.50
80	625 - 649	6.69	180,607.42	7,662	0	636	38.73	82.74	67.54	14.86	83.65	-	11.44	88.56	-	14.05	5.01	15.85
81	650 - 674	5.66	178,415.71	7,511	0	661	38.00	83.25	67.66	11.71	77.50	-	9.47	90.53	-	17.18	8.32	12.06
82	675 - 699	4.17	192,525.48	7,396	0	687	37.79	84.12	64.47	14.29	73.83	-	9.76	90.24	-	15.51	10.48	20.82
83	700 - 724	2.27	195,583.95	7,489	0	711	34.88	85.16	61.30	17.39	64.99	-	8.29	91.71	-	10.39	10.14	22.44

A	B	C	D	E	F	G	H	I	J	K
Current Principal Balance (\$)	Number of Loans	as of Cut-off Date	as of Cut-off Date	Average Current Balance	WA Gross Coupon	WA Combl.TV (%)	WA FICO			
49) Current										
50) Principal										
51) Balance (\$)	718	\$46,698,215	3.25	67,824.81	8.363	82.72	600			
52) 50,000.01 - 75,000.00	1,184	104,381,365	6.96	88,159.94	8.028	82.52	600			
53) 75,000.01 - 100,000.00	1,206	135,671,126	9.04	112,496.79	7.763	82.12	605			
54) 100,000.01 - 125,000.00	1,086	149,185,128	9.95	137,371.20	7.676	82.12	606			
55) 125,000.01 - 150,000.00	836	135,603,640	9.04	162,212.49	7.605	81.41	604			
56) 150,000.01 - 175,000.00	719	135,210,039	9.01	188,052.91	7.559	81.76	608			
57) 175,000.01 - 200,000.00	560	119,323,875	7.95	213,078.35	7.459	80.74	606			
58) 200,000.01 - 225,000.00	421	99,990,058	6.67	237,506.08	7.310	80.54	609			
59) 225,000.01 - 250,000.00	308	80,790,123	5.39	262,305.99	7.385	81.21	611			
60) 250,000.01 - 275,000.00	268	77,271,304	5.15	288,325.76	7.350	80.44	605			
61) 275,000.01 - 300,000.00	261	82,476,778	5.50	316,002.98	7.382	81.16	609			
62) 300,000.01 - 333,700.00	109	37,286,535	2.49	342,078.30	7.310	80.52	605			
63) 333,700.01 - 350,000.00	621	266,206,644	17.75	428,674.14	7.258	81.50	611			
64) 350,000.01 - 600,000.00	43	27,898,784	1.86	648,832.19	7.189	81.33	591			
65) 600,000.01 - 1,000,000.00	8,340	\$1,500,000,514	100.00	179,856.19	7.531	81.46	607			
66) Total:										
67) Minimum: 53,000.00										
68) Maximum: 750,000.00										
69) Average: 179,856.19										
70)										
71) Top										
72)										
73)										
74)										
75)										
76)										
77)										
78)										
79)										
80)										
81)										
82) Mortgage Rate (%)										
83) Rate (%)										
84) 5.000 - 5.499	51	\$12,966,660	0.86	254,248.64	5.338	75.20	649			
85) 5.500 - 5.999	407	102,724,176	6.85	252,393.65	5.783	74.86	638			
86) 6.000 - 6.499	729	158,660,890	10.59	214,994.44	6.255	76.31	625			
87) 6.500 - 6.999	1,293	241,377,412	16.09	192,639.59	6.743	78.10	622			
88) 7.000 - 7.499	1,202	218,087,399	14.54	181,437.10	7.254	80.36	609			
89) 7.500 - 7.999	1,611	283,937,463	18.93	176,249.20	7.742	82.73	595			
90) 8.000 - 8.499	1,046	178,784,175	11.92	170,921.77	8.223	85.34	592			
91) 8.500 - 8.999	1,018	161,690,199	10.78	158,831.24	8.720	86.13	588			
92) 9.000 - 9.499	539	78,655,126	5.24	145,927.88	9.214	87.53	597			
93) 9.500 - 9.999	292	41,073,381	2.74	140,662.26	9.702	87.98	589			
94) 10.000 - 10.499	125	13,387,698	0.89	107,101.59	10.199	88.31	591			
95) 10.500 - 10.999	37	6,034,827	0.40	163,103.44	10.678	82.27	565			
96) 11.000 - 11.499	14	1,857,644	0.12	132,688.86	11.219	73.47	549			
97) 11.500 - 11.999	5	452,567	0.03	90,513.34	11.888	64.64	519			

3. Mortgage Rate (%)

	A	B	C	D	E	F	G	H	K
98	12,000 - 12,499	1	90,976	0.01	90,976.45	12,450	70.00	516	
99	Total:	8,340	\$1,500,000.614	100.00	179,856.19	7,531	81.46	607	
100	Minimum: 5,200								
101	Maximum: 12,450								
102	Weighted Average: 7.531								
103									
104	Top								
105									
106									
107									

4. Original Terms (mos.)

	Number of Loans	Aggregate Principal Balance as of Cut-off Date	% of Aggregate Principal Balance as of Cut-off Date	Average Current Balance	WA Gross Coupon	WA ComblTV (%)	WA FICO
110	84	\$9,428,065	0.63	112,238.87	7.362	72.49	601
111	79	11,254,217	0.75	142,458.45	7.049	75.71	610
112	8,177	1,479,318,331	98.62	160,912.11	7.536	81.56	607
113	8,340	\$1,500,000.614	100.00	179,856.19	7.531	81.46	607
114	Original						
115	Terms						
116	(mos.)						
117	1 - 180						
118	181 - 240						
119	241 - 360						
120	Total:	8,340	\$1,500,000.614	100.00	179,856.19	81.46	607
121	Minimum: 180						
122	Maximum: 360						
123	Weighted Average: 357.97						
124							
125	Top						
126							
127							
128							

5. Remaining Terms (mos.)

	Number of Loans	Aggregate Principal Balance as of Cut-off Date	% of Aggregate Principal Balance as of Cut-off Date	Average Current Balance	WA Gross Coupon	WA ComblTV (%)	WA FICO
130	84	\$9,428,065	0.63	112,238.87	7.362	72.49	601
131	79	11,254,217	0.75	142,458.45	7.049	75.71	610
132	8,177	1,479,318,331	98.62	160,912.11	7.536	81.56	607
133	8,340	\$1,500,000.614	100.00	179,856.19	7.531	81.46	607
134	Remaining						
135	Terms						
136	(mos.)						
137	121 - 180						
138	181 - 240						
139	241 - 360						
140	Total:	8,340	\$1,500,000.614	100.00	179,856.19	81.46	607
141	Minimum: 174						
142	Maximum: 360						
143	Weighted Average: 356.79						
144							
145	Top						
146							

	A	B	C	D	E	F	G	H	I	J	K
147											
148											
149											
150											
151											
152											
153											
154											
155											
156											
157											
158											
159											
160											
161											
162											
163											
164											
165											
166											
167											
168											
169											
170											
171											
172											
173											
174											
175											
176											
177											
178											
179											
180											
181											
182											
183											
184											
185											
186											
187											
188											
189											
190											
191											
192											
193											
194											
1942											

6. Mortgage Insurance

	Number of Loans	Aggregate Principal Balance as of Cut-off Date	% of Aggregate Principal Balance as of Cut-off Date	Average Current Balance	WA Gross Coupon	WA ComblTV (%)	WA FICO
159 No	8,340	\$1,500,000.614	100.00	179,856.19	7.531	81.46	607
160 Total:	8,340	\$1,500,000.614	100.00	179,856.19	7.531	81.46	607

7. Lien Position

	Number of Loans	Aggregate Principal Balance as of Cut-off Date	% of Aggregate Principal Balance as of Cut-off Date	Average Current Balance	WA Gross Coupon	WA ComblTV (%)	WA FICO
174 Position	8,136	\$1,481,937,059	98.80	182,145.66	7.504	81.23	606
175 1st Lien	204	18,063,545	1.20	88,546.79	9.751	100.00	670
176 2nd Lien							
177 Total:	8,340	\$1,500,000.614	100.00	179,856.19	7.531	81.46	607

8. Seasoning (mos.)

	Number of Loans	Aggregate Principal Balance as of Cut-off Date	% of Aggregate Principal Balance as of Cut-off Date	Average Current Balance	WA Gross Coupon	WA ComblTV (%)	WA FICO
190 Seasoning	299	\$41,622,768	2.77	139,206.58	8.712	90.04	697
191 (mos.)	6,925	1,265,080,288	84.34	182,663.07	7.487	81.08	606
192	767	124,796,679	8.32	162,707.54	7.523	81.83	601

	A	B	C	D	E	F	G	H	I	J	K
1953		189	37,134,975	2.48	196,481.35	7,762	81.27	572			
1964		83	17,004,175	1.13	204,869.58	7,468	84.16	579			
1975		53	10,794,689	0.72	203,673.38	7,420	83.79	581			
1986		24	3,367,039	0.24	148,626.61	7,792	86.15	597			
1991 Total:		8,340	\$1,500,000,614	100.00	179,856.19	7,531	81.46	607			
2000	Minimum: 0										
2001	Maximum: 6										
2002	Weighted Average: 1.18										
2003											
2004	Top										
205											
206											
207											
208											
209											
210											
211											
212											
213	Combined										
214	Original										
215	Loan-to-Value										
216	Ratio (%)										
217	70.01 - 75.00	3	\$294,825	0.02	36,275.08	8,661	19.79	556			
218	25.01 - 30.00	8	672,251	0.06	109,031.33	7,112	27.03	567			
219	30.01 - 35.00	12	1,508,590	0.10	125,715.80	7,414	32.96	567			
220	35.01 - 40.00	24	3,883,696	0.26	161,820.66	7,232	37.82	576			
221	40.01 - 45.00	44	7,095,685	0.47	161,265.56	7,148	42.86	568			
222	45.01 - 50.00	53	8,063,687	0.54	152,145.04	6,919	48.02	581			
223	50.01 - 55.00	80	14,580,232	0.97	182,252.90	7,135	53.04	583			
224	55.01 - 60.00	148	26,844,382	1.79	181,361.03	6,893	57.91	591			
225	60.01 - 65.00	276	51,877,869	3.46	167,963.22	7,164	63.27	591			
226	65.01 - 70.00	424	80,293,122	5.35	189,370.57	7,164	68.75	586			
227	70.01 - 75.00	725	146,420,501	9.76	201,959.31	7,305	74.06	577			
228	75.01 - 80.00	2,607	467,551,910	31.17	179,344.81	7,073	79.67	618			
229	80.01 - 85.00	913	171,978,535	11.47	188,366.41	7,436	84.33	597			
230	85.01 - 90.00	1,979	342,895,663	22.86	173,262.08	8,066	89.76	608			
231	90.01 - 95.00	640	157,786,131	10.52	187,840.63	8,302	94.63	629			
232	95.01 - 100.00	204	19,063,545	1.20	86,546.79	9,751	100.00	670			
233	Total:	8,340	\$1,500,000,614	100.00	179,856.19	7,531	81.46	607			
234	Minimum: 19.17										
235	Maximum: 100.00										
236	Weighted Average by Original Balance: 81.46										
237	Weighted Average by Current Balance: 81.46										
238											
239	Top										
240											
241											
242											
243											

9. Combined Original Loan-to-Value Ratio (%)

	Number of Loans	Aggregate Principal Balance as of Cut-off Date	% of Aggregate Principal Balance as of Cut-off Date	Average Current Balance	WA Gross Coupon	WA CombLTV (%)	WA FICO
217	3	\$294,825	0.02	36,275.08	8,661	19.79	556
218	8	672,251	0.06	109,031.33	7,112	27.03	567
219	12	1,508,590	0.10	125,715.80	7,414	32.96	567
220	24	3,883,696	0.26	161,820.66	7,232	37.82	576
221	44	7,095,685	0.47	161,265.56	7,148	42.86	568
222	53	8,063,687	0.54	152,145.04	6,919	48.02	581
223	80	14,580,232	0.97	182,252.90	7,135	53.04	583
224	148	26,844,382	1.79	181,361.03	6,893	57.91	591
225	276	51,877,869	3.46	167,963.22	7,164	63.27	591
226	424	80,293,122	5.35	189,370.57	7,164	68.75	586
227	725	146,420,501	9.76	201,959.31	7,305	74.06	577
228	2,607	467,551,910	31.17	179,344.81	7,073	79.67	618
229	913	171,978,535	11.47	188,366.41	7,436	84.33	597
230	1,979	342,895,663	22.86	173,262.08	8,066	89.76	608
231	640	157,786,131	10.52	187,840.63	8,302	94.63	629
232	204	19,063,545	1.20	86,546.79	9,751	100.00	670
233	Total:	8,340	\$1,500,000,614	100.00	179,856.19	7,531	81.46

10. Occupancy

A	B	C	D	E	F	G	H	I	J	K
244										
245										
246										
247										
248										
249										
250										
251	Occupancy									
252	Primary	7,353	\$1,344,140,803	89.61	182,801.69	7,463			81.06	601
253	Investment	895	138,221,869	9.21	154,437.84	8,172			85.07	654
254	Second Home	92	17,637,942	1.18	191,716.77	7,646			83.69	644
255	Total:	8,340	\$1,500,000,614	100.00	179,856.19	7,551			81.46	607
256	Top									
257										
258										
259										
260										
261										
262										
263										
264										
265										
266										
267										
268	Property									
269	Type									
270	Single Family Detached	6,098	\$1,070,417,742	71.36	175,593.46	7,516			81.46	602
271	PUD	995	194,485,815	12.97	195,463.13	7,491			82.25	608
272	Family	421	98,029,512	6.54	232,849.20	7,518			81.65	630
273	Condo	545	91,483,433	6.10	167,859.51	7,667			82.01	629
274	MHMB	146	14,394,090	0.96	98,589.65	8,400			74.68	589
275	Family	47	12,193,516	0.81	259,436.52	7,324			73.24	620
276	Family	35	9,862,235	0.66	281,492.44	7,439			75.67	638
277	PUD - Attached	43	7,529,474	0.50	175,104.04	7,827			84.81	607
278	Single Family Attached	12	1,614,796	0.11	134,566.34	8,104			85.03	615
279	Total:	8,340	\$1,500,000,614	100.00	179,856.19	7,531			81.46	607
280										
281	Top									
282										
283										
284										
285	Purpose									
286										
287										
288										
289										
290										
291										
292										

11. Property Type

12. Purpose

	A	B	C	D	E	F	G	H	K
293	Purpose	Loans	Date	Date	Balance	Coupon	ComblTV (%)	FICO	
294	Refinance - Cashout	4,501	\$65,677,953	57.45	191,441.45	7.416	78.42	587	
295	Purchase	3,384	\$69,053,796	37.94	168,160.11	7.719	65.87	637	
296	Refinance - Rate Terrr	455	\$9,268,862	4.62	152,239.26	7.417	83.00	595	
297	Total:	8,340	\$1,500,000,614	100.00	179,856.19	7.531	81.46	607	
298									
299	Top								

13. Documentation Level

		Number of Loans	Aggregate Principal Balance as of Cut-off Date	% of Aggregate Principal Balance as of Cut-off Date	Average Current Balance	WA Gross Coupon	WA ComblTV (%)	WA FICO
310	Documentation Level							
311	Full	4,835	\$819,183,302	54.61	169,427.78	7.262	80.42	593
312	Stated	2,952	\$69,513,809	37.97	192,934.73	7.902	82.90	630
313	Limited	553	111,303,503	7.42	201,272.16	7.613	81.75	592
314	Total:	8,340	\$1,500,000,614	100.00	179,856.19	7.531	81.46	607
315								
316								
317	Top							

14. Product Types

		Number of Loans	Aggregate Principal Balance as of Cut-off Date	% of Aggregate Principal Balance as of Cut-off Date	Average Current Balance	WA Gross Coupon	WA ComblTV (%)	WA FICO
328	Product							
329	Types							
330	Fixed - 15 Year	79	\$9,815,265	0.59	111,585.63	7.370	72.23	599
331	Fixed - 20 Year	66	9,433,906	0.63	142,937.97	6.949	74.46	609
332	Fixed - 30 Year	1,677	281,752,000	18.78	168,009.54	7.086	77.29	621
333	ARM - 2 Year/6 Month LIBOR/15 Year	4,731	849,144,310	56.61	179,485.16	7.683	82.52	599
334	ARM - 2 Year/6 Month LIBOR/20 Year	3	328,076	0.02	109,358.32	7.166	81.77	630
335	ARM - 2 Year/6 Month LIBOR/20 Year	9	1,266,401	0.08	140,711.19	7.710	84.06	604
336	ARM - 3 Year/6 Month LIBOR	1,769	348,422,021	23.23	196,959.89	7.542	82.66	614
337	ARM - 3 Year/6 Month LIBOR/15 Year	2	284,725	0.02	142,362.65	7.340	70.00	644
338	ARM - 3 Year/6 Month LIBOR/20 Year	4	553,911	0.04	138,477.64	7.239	77.99	643
339	Total:	8,340	\$1,500,000,614	100.00	179,856.19	7.531	81.46	607
340								
341	Top							

	A	B	C	D	E	F	G	H	I	J	K
3900		2,827	\$523,726,360	34.92	185,258.71	7,749	82.49	615			
3911		325	83,528,590	5.57	257,004.89	7,387	78.59	615			
3924		3,117	536,153,950	35.74	172,009.61	7,625	82.17	597			
3933		2,071	356,993,713	23.77	172,184.31	7,104	79.54	607			
394 Total:		8,340	\$1,500,000,614	100.00	179,866.19	7,531	81.46	607			
395 Non-Zero Minimum: 12											
396 Maximum: 36											
397 Non-Zero Weighted Average: 27											
398											
399 Top											
400											
401											
402											
403											
404											
405											
406											
407											
408											
409											
410 FICO											
411 Score											
412 500 - 500		23	\$3,808,371	0.25	165,581.33	8,183	78.85	500			
413 501 - 520		512	86,403,620	5.76	168,757.07	9,075	76.72	511			
414 521 - 540		732	130,026,869	8.67	177,532.33	7,977	71.91	531			
415 541 - 560		980	169,623,158	11.31	173,094.86	7,879	79.84	552			
416 561 - 580		914	161,364,671	10.76	176,547.78	7,769	80.55	570			
417 581 - 600		924	173,103,948	11.54	187,347.35	7,462	81.00	590			
418 601 - 620		1,025	196,086,677	13.07	191,304.07	7,412	83.32	610			
419 621 - 640		936	162,139,979	10.81	173,226.47	7,314	82.22	630			
420 641 - 660		763	129,265,713	8.62	169,417.71	7,302	82.98	651			
421 661 - 680		528	700,396,949	46.69	190,145.74	7,104	83.32	670			
422 681 - 700		431	79,229,205	5.28	183,826.46	7,112	83.58	689			
423 701 - 720		230	42,540,653	2.84	184,959.36	7,215	84.63	709			
424 721 - 740		175	31,949,098	2.13	182,566.28	7,448	85.35	730			
425 741 - 760		97	19,437,424	1.30	200,385.82	7,182	84.79	750			
426 761 - 780		49	9,465,612	0.63	193,175.75	7,223	83.18	769			
427 781 - 800		17	4,754,116	0.32	279,553.90	6,936	81.51	789			
428 801 >=		4	399,550	0.03	99,867.62	7,097	86.85	809			
429 Total:		8,340	\$1,500,000,614	100.00	179,866.19	7,531	81.46	607			
430 Non-Zero Minimum: 500											
431 Maximum: 813											
432 Non-Zero Weighted Average: 607											
433											
434 Top											
435											
436											
437											
438											

18. FICO Score

19. FICO Score Matrix

	A	B	C	D	E	F	G	H	I	J	K	
1	Park Place Securities Asset-Backed Pass-Through Certificates Series 2005-WCW3											
2	Adjustable Rate											
3												
4												
5												
6												
7												
8												
9												
10	1. Original Principal Balance (\$)											
11												
12												
13												
14												
15												
16												
17												
18												
19												
20												
21												
22												
23												
24												
25												
26												
27												
28												
29												
30												
31												
32												
33												
34												
35												
36												
37												
38												
39												
40												
41												
42												
43	2. Current Principal Balance (\$)											
44												
45												
46												
47												
48												
49												
50												
51												
52												
53												
54												

34 Minimum: 60,000.00
35 Maximum: 750,000.00
36 Average: 184,283.80
37 Total: 1,201,161,824.00

38
39 Top

	A	B	C	D	E	F	G	H	I	J	K
109											
110			Aggregate	% of							
111			Principal	Principal							
112			Balance	Balance							
113			as of	as of							
114			Cut-off	Cut-off							
115			Date	Date							
116			Number	Average							
117			of	Current							
118			Loans	Balance							
119											
120			6,518	184,105.47							
121			\$1,199,999,443	100.00							
122			Minimum: 180								
123			Maximum: 360								
124			Weighted Average: 359.73								
125			Top								
126											
127											
128											
129											
130											
131											
132											
133											
134											
135											
136											
137											
138											
139											
140											
141											
142											
143											
144											
145											
146											
147											
148											
149											
150											
151											
152											
153											
154											
155											
156											
157											
158											
159											
160											
161											
162											

5. Remaining Terms (mos.)

6. Mortgage Insurance

7. Lien Position

	Aggregate Principal Balance as of Cut-off Date	% of Aggregate Principal Balance as of Cut-off Date	Average Current Balance	WA Gross Coupon	WA CombLTV (%) FICO
173 Lien Position	6,518	100.00	184,105.47	7.641	82.56 603
174 1st Lien	\$1,195,999,443	100.00	184,105.47	7.641	82.56 603
175					
176 Total:	\$1,195,999,443	100.00	184,105.47	7.641	82.56 603
177					
178 Top					

8. Seasoning (mos.)

	Aggregate Principal Balance as of Cut-off Date	% of Aggregate Principal Balance as of Cut-off Date	Average Current Balance	WA Gross Coupon	WA CombLTV (%) FICO
185 Seasoning					
186					
187					
188					
189					
190 (max.)					
191 0	2,211,206,863.56	7.21	206,863.56	8.114	84.76 715
192 1	\$26,525,672	85.72	184,141.20	7.624	82.40 602
193 2	1,028,612,743	8.36	169,661.07	7.560	82.66 600
194 3	100,609,016	2.26	203,545.14	8.057	82.73 575
195 4	27,071,504	0.65	210,133.32	7.170	88.94 587
196 5	7,774,955	0.57	262,211.24	7.621	86.01 572
197 6	6,617,482	0.22	161,753.81	8.051	87.11 612
198 7	2,588,081	100.00	184,105.47	7.641	82.56 603
199 Total:	\$1,195,999,443	100.00	184,105.47	7.641	82.56 603
200					
201					
202					
203 Top					
204					
205					
206					
207					
208					
209					
210					
211					
212 Combined					
213 Original					
214 Loan-to-Value					
215 Ratio (%)					
216 (0) - (2)30					
217					
218					
219					
220					
221					
222					
223					
224					
225					
226					
227					
228					
229					
230					

9. Combined Original Loan-to-Value Ratio (%)

	Aggregate Principal Balance as of Cut-off Date	% of Aggregate Principal Balance as of Cut-off Date	Average Current Balance	WA Gross Coupon	WA CombLTV (%) FICO
231					
232					
233					
234					
235					
236					
237					
238					
239					
240					
241					
242					
243					
244					
245					
246					
247					
248					
249					
250					
251					
252					
253					
254					
255					
256					
257					
258					
259					
260					
261					
262					
263					
264					
265					
266					
267					
268					
269					
270					
271					
272					
273					
274					
275					
276					
277					
278					
279					
280					
281					
282					
283					
284					
285					
286					
287					
288					
289					
290					
291					
292					
293					
294					
295					
296					
297					
298					
299					
300					
301					
302					
303					
304					
305					
306					
307					
308					
309					
310					
311					
312					
313					
314					
315					
316					
317					
318					
319					
320					
321					
322					
323					
324					
325					
326					
327					
328					
329					
330					
331					
332					
333					
334					
335					
336					
337					
338					
339					
340					
341					
342					
343					
344					
345					
346					
347					
348					
349					
350					
351					
352					
353					
354					
355					
356					
357					
358					
359					
360					
361					
362					
363					
364					
365					
366					
367					
368					
369					
370					
371					
372					
373					
374					
375					
376					
377					
378					
379					
380					
381					
382					
383					
384					
385					
386					
387					
388					
389					
390					
391					
392					
393					
394					
395					
396					
397					
398					
399					
400					

	A	B	C	D	E	F	G	H	I	J	K
217	25.01 - 30.00	6	692,451	0.06	115,408.48	7,324	27.11	574			
218	30.01 - 35.00	7	785,657	0.07	112,236.67	7,062	33.66	578			
219	35.01 - 40.00	19	3,336,934	0.28	175,629.16	7,265	37.85	576			
220	40.01 - 45.00	19	3,021,653	0.25	159,034.38	7,378	42.69	571			
221	45.01 - 50.00	29	4,278,720	0.36	147,542.08	6,811	47.75	584			
222	50.01 - 55.00	52	9,899,307	0.82	180,371.29	7,236	52.95	574			
223	55.01 - 60.00	80	14,098,267	1.17	176,226.34	7,088	57.89	573			
224	60.01 - 65.00	179	33,115,700	2.76	185,003.91	7,473	63.32	566			
225	65.01 - 70.00	277	52,830,503	4.40	190,723.84	7,410	66.93	574			
226	70.01 - 75.00	504	103,320,357	8.61	205,000.71	7,481	74.17	568			
227	75.01 - 80.00	1,988	365,491,883	30.46	183,849.04	7,090	78.71	621			
228	80.01 - 85.00	738	138,939,696	11.56	189,285.17	7,617	84.40	584			
229	85.01 - 90.00	1,813	318,471,395	26.54	175,659.90	8,118	89.78	605			
230	90.01 - 95.00	805	151,482,039	12.62	188,176.45	8,337	94.84	626			
231	Total:	5,518	\$1,199,999,443	100.00	184,105.47	7,641	82.56	603			
232	Minimum:		19.17								
233	Maximum:		95.00								
234	Weighted Average by Original Balance:		82.56								
235	Weighted Average by Current Balance:		82.56								

236
237 Log
238
239
240
241

10. Occupancy

	Number of Loans	Aggregate Principal Balance as of Cut-off Date	% of Aggregate Principal Balance as of Cut-off Date	Average Current Balance	WA Gross Coupon	WA CombLTV (%)	WA FICO
242							
243							
244							
245							
246							
247							
248							
249	Occupancy						
250	Primary	5,654	\$1,060,789,305	88.40	187,517.49	82.14	597
251	Investment	787	124,408,609	10.37	158,079.55	85.81	654
252	Second Home	77	14,801,529	1.23	192,227.65	7.779	85.11
253	Total:	6,518	\$1,199,999,443	100.00	184,105.47	7,641	82.56
254							
255	Log						
256							
257							
258							
259							
260							

11. Property Type

	Number of Loans	Aggregate Principal Balance as of Cut-off Date	% of Aggregate Principal Balance as of Cut-off Date	Average Current Balance	WA Gross Coupon	WA CombLTV (%)	WA FICO
261							
262							
263							
264							
265	Property						
267	Type	4,766	\$853,233,445	71.10	178,025.06	82.68	598
268	Single Family Detached	752	155,793,621	12.98	207,172.37	7.571	83.33
269	PUD	334	80,234,395	6.69	240,222.74	7.609	82.87
270	2 Family						

	A	B	C	D	E	F	G	H	J	K
271 Condo		438	78,700.875	6.96	171,835.97	7.723	82.65	829		
272 WHMB		117	11,840.386	0.99	101,199.97	8.293	74.42	589		
273 PUUD - Attached		36	6,558.972	0.55	182,193.66	7.866	86.03	608		
274 3 Family		28	6,527.386	0.54	261,095.85	7.651	73.72	606		
275 4 Family		20	5,935.070	0.47	281,753.52	7.644	74.30	635		
276 Single Family Attached		10	1,476.274	0.12	147,527.39	8.118	85.84	619		
277 Total:		6,518	\$1,199,999,443	100.00	184,105.47	7.641	82.66	603		

278
279
280
281
282
283
284

12. Purpose

	Number of Loans	Aggregate Principal Balance as of Cut-off Date	% of Aggregate Principal Balance as of Cut-off Date	Average Current Balance	WA Gross Coupon	WA CombLTV (%)	WA FICO
291 Purpose	3,287	\$644,358,708	53.70	195,437.89	7.610	79.88	579
292 Refinance - Cashout	2,919	508,891,666	42.41	174,337.69	7.689	85.81	635
293 Purchase	302	46,749,049	3.90	154,798.18	7.568	83.99	587
294 Refinance - Rate Term							
295 Total:	6,518	\$1,199,999,443	100.00	184,105.47	7.641	82.66	603

296
297 Top
298
299
300
301

13. Documentation Level

	Number of Loans	Aggregate Principal Balance as of Cut-off Date	% of Aggregate Principal Balance as of Cut-off Date	Average Current Balance	WA Gross Coupon	WA CombLTV (%)	WA FICO
309 Documentation Level	3,409	\$589,124,007	49.09	172,814.32	7.377	81.61	583
310 Full	2,652	515,885,755	42.99	194,527.06	7.937	83.67	629
311 Stated	457	94,989,681	7.92	207,854.88	7.675	82.36	588
312 Limited							
313 Total:	6,518	\$1,199,999,443	100.00	184,105.47	7.641	82.66	603

314
315 Top
316
317
318

14. Product Types

	Aggregate Principal Balance	% of Aggregate Principal Balance
319		
320		
321		
322		
323		
324		

	A	B	C	D	E	F	G	H	I	J	K
	Product	Number of Loans	as of Cut-off Date	as of Cut-off Date	Average Current Balance	WA Gross Coupon	WA ComblTY (%)	WA FICO			
325	ARM - 2 Year/6 Month LIBOR	4,731	\$849,144,310	70.76	178,485.76	7.683	82.52	599			
326	ARM - 2 Year/6 Month LIBOR	0	1,266,401	0.03	108,358.52	7.166	81.77	630			
327	ARM - 2 Year/6 Month LIBOR/20 Year	1,769	348,422,021	29.04	146,959.88	7.542	84.06	604			
328	ARM - 3 Year/6 Month LIBOR	2	284,725	0.02	142,362.65	7.340	82.56	614			
329	ARM - 3 Year/6 Month LIBOR/20 Year	4	553,311	0.05	138,477.64	7.239	77.99	643			
330	Total:	6,518	\$1,199,999,443	100.00	164,105.47	7.641	82.56	603			

335 Top

15. State

	State	Number of Loans	Aggregate Principal Balance as of Cut-off Date	% of Aggregate Principal Balance as of Cut-off Date	Average Current Balance	WA Gross Coupon	WA ComblTY (%)	WA FICO
349	California	764	\$224,859,830	18.74	264,319.15	7.200	78.25	594
350	Florida	1,030	182,955,017	15.25	177,626.23	7.688	83.64	610
351	Illinois	619	119,718,283	9.98	163,402.95	7.744	84.78	624
352	Other	4,105	672,466,313	56.04	163,816.40	7.758	83.31	601
353	Total:	6,518	\$1,199,999,443	100.00	164,105.47	7.641	82.56	603

355 Top

16. Prepay Penalty

	Prepay Penalty	Number of Loans	Aggregate Principal Balance as of Cut-off Date	% of Aggregate Principal Balance as of Cut-off Date	Average Current Balance	WA Gross Coupon	WA ComblTY (%)	WA FICO
368	Has Prepay Penalty	4,416	\$769,905,384	64.16	174,344.52	7.573	82.39	597
369	None	2,102	430,094,059	35.84	204,611.83	7.764	82.86	615
370	Total:	6,518	\$1,199,999,443	100.00	164,105.47	7.641	82.56	603

372 Top

17. Original Prepayment Penalty Term (months)

	Original Prepayment Penalty Term (months)	Number of Loans	% of
371	0	6,518	100.00

372 Top

373 Top

374 Top

375 Top

376 Top

377 Top

378 Top

A		B	C	D	E	F	G	H	I	J	K
19. FICO Score Matrix											
		Aggregate Cut-off Principal Balance	Mortgage Loan Pool by Aggregate Cut-off Date Principal Balance	Weighted Average Original LTV	Max Original LTV	% Full Doc	% Owner Occupancy	% IQ	Weighted Average Coupon	Weighted Average Margin	% Silent Second
433	243	\$74,654,848	6.22	77.26	95.00	89.82	99.29	0.00	6.088	5.915	1.90
434	234	108,349,566	9.03	78.40	95.00	73.18	98.43	0.00	6.013	5.936	3.89
435	235	146,945,784	12.25	80.98	95.00	62.92	97.33	0.00	7.978	5.849	4.06
436	236	132,442,776	11.04	81.97	95.00	53.14	94.86	0.00	7.878	5.827	4.83
437	237	137,877,772	11.49	82.97	95.00	43.25	90.89	0.00	7.634	5.768	2.72
438	238	158,741,138	13.23	85.56	95.00	38.55	91.21	0.00	7.543	5.750	19.61
439	239	128,765,649	10.73	83.34	95.00	38.55	87.02	0.00	7.374	5.651	39.75
440	240	96,501,855	8.04	84.16	95.00	31.92	77.37	0.00	7.419	5.718	36.21
441	241	70,480,647	5.87	83.42	95.00	31.29	75.66	0.00	7.215	5.735	40.07
442	242	61,071,071	5.09	84.46	95.00	24.24	74.30	0.00	7.203	5.673	41.46
443	243	32,232,358	2.69	85.23	95.00	24.10	67.82	0.00	7.256	5.668	44.86
444	244	25,064,744	2.09	84.91	95.00	20.40	63.81	0.00	7.409	5.712	33.87
445	245	13,166,087	1.10	85.23	95.00	16.74	65.16	0.00	7.621	5.629	42.81
446	246	8,940,085	0.75	83.34	95.00	43.35	64.63	0.00	7.219	5.583	47.26
447	247	4,355,533	0.36	82.93	90.00	34.91	76.99	0.00	7.044	5.653	27.05
448	248	399,550	0.03	86.65	95.00	82.88	30.00	0.00	7.087	5.400	30.00
449	249	\$1,199,999,443	100.00	82.56	95.00	49.09	88.40	0.00	7.641	5.776	18.87
450	250										
451	251										
452	252										
453	253										
454	254										
455	255										
456	256										
457	257										
458	258										
459	259										
460	260										
461	261										
462	262										

600 Non-Zero Minimum: 500

603 Maximum: 813

603 Non-Zero Weighted Average: 603

1 Park Place Securities Asset-Backed Pass-Through Certificates Series 2005-WCW3

2 Fixed Rate

1. Original Principal Balance (\$)

	Aggregate Original Principal Balance	Number of Loans	Aggregate Original Principal Balance as of Cut-off Date	% of Aggregate Principal Balance as of Cut-off Date	Average Current Balance	WA Gross Coupon	WA Combl.TY (%)	WA FICO
10	50,000.01 - 75,000.00	258	\$17,460,037	5.81	67,583.37	8.429	81.68	611
11	75,000.01 - 100,000.00	364	31,866,006	10.61	87,449.46	8.082	81.86	609
12	100,000.01 - 125,000.00	259	29,166,717	9.71	112,451.78	7.844	80.11	616
13	125,000.01 - 150,000.00	206	28,259,400	9.41	137,029.97	7.395	78.89	613
14	150,000.01 - 175,000.00	143	23,230,464	7.73	162,254.28	7.019	75.70	613
15	175,000.01 - 200,000.00	104	19,808,782	6.59	190,239.28	7.018	76.23	624
16	200,000.01 - 225,000.00	93	19,859,433	6.61	213,285.31	6.902	73.76	610
17	225,000.01 - 250,000.00	77	18,251,647	6.08	236,758.12	6.663	73.33	617
18	250,000.01 - 275,000.00	65	17,055,275	5.68	262,081.13	6.630	73.88	614
19	275,000.01 - 300,000.00	49	14,179,401	4.72	289,065.16	6.275	75.86	623
20	300,000.01 - 333,700.00	54	17,334,623	5.74	318,782.73	6.589	74.01	627
21	333,700.01 - 360,000.00	26	6,895,190	2.96	341,435.27	6.325	76.45	611
22	360,000.01 - 600,000.00	179	51,825,292	17.25	434,903.87	6.374	75.90	642
23	600,000.01 - 1,000,000.00	\$	3,285,000	1.09	695,410.99	6.612	75.96	607
33	Total:	1,822	\$300,365,207	100.00	164,654.87	7.080	77.08	620

34 Minimum: \$3,000.00
 35 Maximum: 700,000.00
 36 Average: 164,654.87
 37 Total: 300,365,207.00

38 Top

39
40
41
42
43
44
45

2. Current Principal Balance (\$)

	Aggregate Current Principal Balance	Number of Loans	Aggregate Current Principal Balance as of Cut-off Date	% of Aggregate Principal Balance as of Cut-off Date	Average Current Balance	WA Gross Coupon	WA Combl.TY (%)	WA FICO
46	50,000.01 - 75,000.00	258	\$17,436,510	5.81	67,583.37	8.429	81.68	611

47
48
49
50
51
52

	A	B	C	D	E	F	G	H	I	J	K	L
53	75,000.01 - 100,000.00	364	31,831,804	10,61	87,449,46	8,082	81,86	609				
54	100,000.01 - 125,000.00	259	29,125,012	9,71	112,451,76	7,644	80,11	616				
55	125,000.01 - 150,000.00	206	28,228,174	9,41	137,039,97	7,395	78,89	613				
56	150,000.01 - 175,000.00	143	23,202,362	7,23	162,264,28	7,019	75,70	613				
57	175,000.01 - 200,000.00	104	19,764,865	6,59	190,239,28	7,018	76,23	624				
58	200,000.01 - 225,000.00	93	19,835,532	6,61	213,285,31	6,902	73,76	610				
59	225,000.01 - 250,000.00	77	18,230,375	6,08	235,730,12	6,683	73,33	617				
60	250,000.01 - 275,000.00	65	17,035,273	5,66	262,081,13	6,630	73,88	614				
61	275,000.01 - 300,000.00	49	14,164,242	4,72	288,065,16	6,725	75,86	623				
62	300,000.01 - 333,700.00	55	17,545,533	5,85	319,009,70	6,578	74,95	625				
63	333,700.01 - 350,000.00	25	8,546,051	2,85	341,842,05	6,546	76,35	615				
64	350,000.01 - 600,000.00	119	51,753,561	17,25	434,903,87	6,374	75,60	642				
65	600,000.01 - 1,000,000.00	5	3,282,055	1,09	656,410,96	6,612	75,86	607				
66	Total:	1,822	\$300,001,171	100.00	164,654,87	7,090	77.06	620				
67	Minimum: 53,000.00											
68	Maximum: 699,529.35											
69	Average: 164,654.87											
70												
71	Top											
72												
73												
74												
75												
76												
77												
78												
79												
80												
81												
82	Mortgage											
83	Rate (%)											
84	5.000 - 5.499	1	\$396,139	0.13	396,138.87	5,300	75.86	628				
85	5.500 - 5.999	170	48,312,094	16.10	284,188.79	5,810	73.61	653				
86	6.000 - 6.499	268	55,276,055	18.43	206,253.94	6,234	74.19	627				
87	6.500 - 6.999	379	67,871,513	22.62	179,080.51	6,719	75.93	618				
88	7.000 - 7.499	259	41,431,810	13.81	159,968.38	7,238	76.71	612				
89	7.500 - 7.999	226	31,512,377	10.50	139,435.30	7,730	76.52	594				
90	8.000 - 8.499	122	15,658,447	5.22	128,347.93	8,249	77.16	593				
91	8.500 - 8.999	105	12,850,745	4.28	122,388.05	8,711	77.97	574				
92	9.000 - 9.499	123	11,693,103	3.90	95,055.68	9,232	91.87	650				
93	9.500 - 9.999	77	7,164,507	2.39	91,045.55	9,767	91.66	617				
94	10.000 - 10.499	11	6,657,322	2.22	96,456.72	10,250	96.02	623				
95	10.500 - 10.999	11	890,850	0.30	80,986.39	10,589	94.04	592				
96	11.000 - 11.499	3	186,408	0.06	62,136.16	11,146	82.11	553				
97	11.500 - 11.999	1	99,798	0.03	98,787.92	11,900	68.97	541				
98	Total:	1,822	\$300,001,171	100.00	164,654,87	7,090	77.06	620				
99	Minimum: 5.300											
100	Maximum: 11.900											
101	Weighted Average: 7.090											
102												
103	Top											
104												
105												

3. Mortgage Rate (%)

	A	B	C	D	E	F	G	H	I	J	K	L
158	No	1,822	\$300,001,171	100.00	164,654.87	7,090	77.06	620				
159	Total:	1,822	\$300,001,171	100.00	164,654.87	7,090	77.06	620				
160												
161	Top											
162												
163												
164												
165												
166												
167												
168												
169												
170												
171												
172												
173	Lien Position	1,618	\$281,937,626	93.98	174,250.70	6,919	75.59	616				
174	1st Lien	204	18,063,545	6.02	88,546.79	3,751	100.00	670				
175	2nd Lien	1,414	126,874,081	44.99	85,703.91	3,168	51.41	616				
176	Total:	1,822	\$300,001,171	100.00	164,654.87	7,090	77.06	620				
177												
178	Top											
179												
180												
181												
182												
183												
184												
185												
186												
187												
188												
189	Seasoning											
190	(mos.)											
191	0	172	\$15,097,096	5.03	37,773.81	9,763	93.31	666				
192	1	1,339	236,467,546	78.82	176,600.11	6,891	75.30	623				
193	2	174	24,187,653	8.06	139,009.56	7,371	78.32	608				
194	3	56	10,053,472	3.35	179,704.65	6,968	77.34	565				
195	4	46	9,229,220	3.08	200,636.22	7,214	80.14	573				
196	5	27	3,977,197	1.33	147,303.58	7,076	80.00	595				
197	6	8	978,978	0.33	122,372.21	7,107	83.60	560				
198	Total:	1,822	\$300,001,171	100.00	164,654.87	7,090	77.06	620				
199	Minimum:											
200	Maximum:											
201	Weighted Average:				1.26							
202												
203	Top											
204												
205												
206												
207												
208												
209												

7. Lien Position

8. Seasoning (mos.)

9. Combined Original Loan-to-Value Ratio (%)

A	B	C	D	E	F	G	H	I	J	K	L
	Number of Loans	Aggregate Principal Balance as of Cut-off Date	Aggregate Principal Balance as of Cut-off Date	Average Current Balance	WA Gross Coupon	WA CombLTV (%)	WA FICO				
210											
211											
212	Combined										
213	Original										
214	Loan-to-Value										
215	Ratio (%)										
216	0.01 - 25.00	1	\$59,963	0.02	59,963.27	8.450	21.43	568			
217	25.01 - 30.00	2	179,800	0.06	89,899.87	6.294	26.75	543			
218	30.01 - 35.00	5	722,933	0.24	144,586.56	7.797	32.21	555			
219	35.01 - 40.00	5	546,742	0.18	109,348.38	7.030	37.63	574			
220	40.01 - 45.00	25	4,074,033	1.36	162,961.28	6.977	42.99	601			
221	45.01 - 50.00	24	3,784,967	1.26	157,706.65	7.042	48.31	577			
222	50.01 - 55.00	28	4,680,925	1.58	167,175.89	6.921	53.25	603			
223	55.01 - 60.00	68	12,746,125	4.25	187,443.02	6.593	57.93	610			
224	60.01 - 65.00	97	18,762,150	6.25	193,424.22	6.619	63.20	607			
225	65.01 - 70.00	147	27,462,619	9.15	186,820.54	6.691	68.40	609			
226	70.01 - 75.00	221	43,100,144	14.37	195,023.28	6.883	73.80	600			
227	75.01 - 80.00	619	102,060,027	34.02	164,878.88	7.011	79.50	607			
228	80.01 - 85.00	175	33,038,839	11.01	188,793.36	6.675	84.02	650			
229	85.01 - 90.00	166	24,414,268	8.14	147,073.90	7.389	89.47	654			
230	90.01 - 95.00	35	6,304,092	2.10	180,116.92	7.459	94.55	697			
231	95.01 - 100.00	204	18,063,545	6.02	88,546.79	9.751	100.00	670			
232	Total:	1,822	\$300,001,171	100.00	164,654.87	7.090	77.06	620			
233	Minimum:	21.43									
234	Maximum:	100.00									
235	Weighted Average by Original Balance:	77.05									
236	Weighted Average by Current Balance:	77.06									
237											
238	Top										
239											
240											
241											
242											
243											
244											
245											
246											
247											
248											
249											
250	Occupancy										
251	Primary	1,699	\$283,351,467	94.45	166,778.45	7.693	77.01	618			
252	Investment	108	13,813,260	4.60	127,500.55	7.663	78.35	653			
253	Second Home	15	2,836,474	0.95	189,094.24	6.956	75.61	659			
254	Total:	1,822	\$300,001,171	100.00	164,654.87	7.090	77.06	620			
255											
256	Top										
257											
258											
259											
260	Property Type										
261											
262											

10. Occupancy

11. Property Type

A	B	C	D	E	F	G	H	I	J	K	L
	Number of Loans	Aggregate Principal Balance as of Cut-off Date	Aggregate Principal Balance as of Cut-off Date	Average Current Balance	WA Gross Coupon	WA ComblTV (%)	WA FICO				
263	1,330	\$217,682,298	72.39	163,296.46	7.039	77.04	617				
264	243	38,692,194	12.90	159,227.14	7.108	77.91	623				
265	87	17,795,118	5.93	204,541.58	7.108	78.14	634				
266	87	12,782,558	4.26	146,925.96	7.323	78.13	631				
267	22	5,666,120	1.89	257,550.91	6.947	72.69	637				
268	15	4,217,165	1.41	281,144.33	7.165	77.50	643				
269	29	2,553,693	0.85	88,058.40	8.895	75.32	589				
270	7	970,502	0.32	138,643.17	7.565	76.57	602				
271	2	139,522	0.05	69,761.11	7.954	76.47	578				
272	1,822	\$300,001,171	100.00	164,654.87	7.090	77.06	620				
279											
280	Top										
281											
282											
283											
284											
285											
286											
287											
288											
289											
290											
291											
292											
293	1,204	\$217,319,245	72.44	160,497.71	6.843	74.08	611				
294	465	60,162,113	20.05	129,380.89	7.975	86.33	655				
295	153	22,519,813	7.51	147,188.32	7.104	80.94	611				
296	1,822	\$300,001,171	100.00	164,654.87	7.090	77.06	620				
297											
298	Top										
299											
300											
301											
302											
303											
304											
305											
306											
307											
308											
309											
310	1,426	\$230,059,295	76.89	161,331.90	6.967	77.36	617				
311	300	53,628,056	17.88	178,760.18	7.566	75.42	631				
312	96	16,313,821	5.44	169,935.64	7.249	78.16	619				
313	1,822	\$300,001,171	100.00	164,654.87	7.090	77.06	620				
314	Total:										
315											

12. Purpose

	Number of Loans	Aggregate Principal Balance as of Cut-off Date	% of Aggregate Principal Balance as of Cut-off Date	Average Current Balance	WA Gross Coupon	WA ComblTV (%)	WA FICO
292							
293	1,204	\$217,319,245	72.44	160,497.71	6.843	74.08	611
294	465	60,162,113	20.05	129,380.89	7.975	86.33	655
295	153	22,519,813	7.51	147,188.32	7.104	80.94	611
296	1,822	\$300,001,171	100.00	164,654.87	7.090	77.06	620
297							
298	Top						
299							
300							
301							
302							
303							
304							
305							
306							
307							
308							
309							
310	1,426	\$230,059,295	76.89	161,331.90	6.967	77.36	617
311	300	53,628,056	17.88	178,760.18	7.566	75.42	631
312	96	16,313,821	5.44	169,935.64	7.249	78.16	619
313	1,822	\$300,001,171	100.00	164,654.87	7.090	77.06	620
314	Total:						
315							

13. Documentation Level

	Number of Loans	Aggregate Principal Balance as of Cut-off Date	% of Aggregate Principal Balance as of Cut-off Date	Average Current Balance	WA Gross Coupon	WA ComblTV (%)	WA FICO
304							
305							
306							
307							
308							
309							
310	1,426	\$230,059,295	76.89	161,331.90	6.967	77.36	617
311	300	53,628,056	17.88	178,760.18	7.566	75.42	631
312	96	16,313,821	5.44	169,935.64	7.249	78.16	619
313	1,822	\$300,001,171	100.00	164,654.87	7.090	77.06	620
314	Total:						
315							

	A	B	C	D	E	F	G	H	I	J	K	L
316	Top											
317												
318												
319												
320												
321												
322												
323												
324												
325												
326												
327	Product											
328	Types											
329	Fixed - 15 Year	79	\$8,815,265	2.94	111,585.63	7,370	72.23	599				
330	Fixed - 20 Year	66	9,433,906	3.14	142,937.97	6,949	74.46	609				
331	Fixed - 30 Year	1,677	281,752,000	83.92	168,009.54	7,086	77.29	621				
332	Total:	1,822	\$300,001,171	100.00	184,654.87	7,990	77.06	620				
333												
334	Top											
335												
336												
337												
338	15. State											
339												
340												
341												
342												
343												
344												
345	State											
347	California	342	\$76,295,749	25.43	223,086.99	6,732	77.19	642				
348	Florida	262	39,059,932	13.02	149,083.71	7,186	75.87	616				
349	New York	135	37,670,248	12.56	279,038.68	6,821	73.45	622				
350	Other	1,083	146,975,241	48.99	135,711.21	7,318	78.23	609				
351	Total:	1,822	\$300,001,171	100.00	184,654.87	7,090	77.06	620				
352												
353	Top											
354												
355												
356												
357												
358												
359												
360												
361												
362												
363												
364												
365	Prepay Penalty											
366	Has Prepay Penalty	1,097	\$206,366,870	68.79	188,121.12	6,822	75.37	623				
367	None	725	\$93,632,301	31.21	129,148.00	7,680	80.78	613				
368												

14. Product Types

15. State

16. Prepay Penalty

	A	B	C	D	E	F	G	H	I	J	K	L
368 Total:		1,822	\$300,001,171	100.00	164,654.87	7.090						77.06 620
369												
370 Top												
371												
372												
373												
374												
375												
17. Original Prepayment Penalty Term (months)												
376												
377												
378												
379 Original												
380 Prepayment												
381 Penalty												
382 Term (Months)												
383 0		725	\$83,618,301	31.21	178,148.00	7.680						
384 12		120	37,189,479	12.40	308,912.33	6.781						
385 24		41	6,061,342	2.03	146,325.41	7.713						
386 36		936	163,098,048	54.37	174,250.05	6.816						
387 Total:		1,822	\$300,001,171	100.00	164,654.87	7.090						
388 Non-Zero Minimum: 12												
389 Maximum: 36												
390 Non-Zero Weighted Average: 31												
391												
392 Top												
393												
394												
395												
18. FICO Score												
396												
397												
398												
399												
400												
401												
402												
403 FICO												
404 Score												
405 500 - 500		4	\$485,464	0.16	121,365.99	8.378						
406 501 - 520		68	12,552,888	4.18	142,647.59	8.015						
407 521 - 540		117	16,245,969	5.42	138,854.44	7.739						
408 541 - 560		169	24,593,607	8.20	145,524.30	7.318						
409 561 - 580		154	24,336,064	8.11	158,026.39	7.238						
410 581 - 600		207	36,875,958	12.29	178,144.72	6.932						
411 601 - 620		236	38,278,663	12.74	169,119.13	6.831						
412 621 - 640		213	32,759,932	10.85	159,826.62	7.037						
413 641 - 660		153	29,841,439	9.95	185,042.08	6.847						
414 661 - 680		113	20,961,589	6.99	185,500.79	6.855						
415 681 - 700		64	10,915,415	3.64	170,553.35	7.038						
416 701 - 720		50	7,120,231	2.37	142,404.62	7.475						
417 721 - 740		27	6,751,396	2.25	250,051.70	6.576						
418 741 - 760		5	978,308	0.33	195,661.68	6.688						
419 761 - 780		2	398,583	0.13	169,291.53	5.749						
420 781 - 800		2	398,583	0.13	169,291.53	5.749						

A	B	C	D	E	F	G	H	I	J	K	L	M	N
>75 <=80	2,607	467,551,910	31.17%	179,345	7.073%	618	79.67%	39.18%	94.12%	81.69%	47.08%	52.89%	0.00%
>80 <=85	913	171,976,535	11.47%	188,366	7.435%	597	84.33%	38.34%	91.27%	90.59%	76.21%	64.52%	0.00%
>85 <=90	1,979	342,885,663	22.86%	173,262	8.066%	608	89.76%	31.92%	74.38%	85.59%	43.22%	47.79%	0.00%
>90 <=95	840	157,786,131	10.52%	187,841	8.302%	629	94.63%	39.78%	95.75%	87.76%	33.34%	37.80%	0.00%
>95 <=100	1	112,000	0.01%	172,000	9.950%	651	98.90%	31.09%	100.00%	100.00%	0.00%	100.00%	0.00%
>100	203	17,951,545	1.20%	88,431	9.749%	670	100.00%	39.65%	100.00%	89.80%	11.20%	88.30%	0.00%
TOTAL	8,340	1,500,000,000	100.00%	1,500,000,000	100.00%	6,700	100.00%	39.00%	100.00%	89.80%	11.20%	88.30%	0.00%
LTV Mean:	81.76	Median:	80.00	Standard Deviation:	10.72	LTV -80:	25.54	Slent Seconds:	16.63				

DTI	Deal Size	Balance	WAC	Weighted Average	Collateral	Characteristics							
<20	505	83,958,242	5.60%	166,254	7.651%	622	80.92%	14.50%	62.20%	78.19%	53.50%	47.91%	0.00%
>20 <=25	462	78,636,429	5.24%	173,974	7.614%	622	82.02%	23.27%	75.18%	86.01%	55.76%	50.78%	0.00%
>25 <=30	736	115,155,743	7.68%	156,462	7.824%	609	80.61%	28.20%	86.62%	86.40%	57.01%	61.03%	0.00%
>30 <=35	1,105	179,138,155	11.94%	162,116	7.951%	608	81.06%	33.13%	88.15%	86.57%	56.87%	54.56%	0.00%
>35 <=40	1,383	247,954,656	16.53%	179,288	7.511%	611	81.77%	38.09%	92.03%	85.37%	55.20%	53.87%	0.00%
>40 <=45	1,833	329,420,326	21.96%	179,716	7.564%	606	82.44%	43.07%	93.70%	84.82%	54.27%	52.82%	0.00%
>45 <=50	2,074	413,322,481	27.55%	199,288	7.516%	602	82.71%	48.03%	93.80%	84.82%	58.26%	54.66%	0.00%
>50 <=55	262	52,414,583	3.49%	207,984	7.136%	569	67.17%	53.03%	96.43%	88.37%	93.34%	71.58%	0.00%
TOTAL	8,340	1,500,000,000	100.00%	1,500,000,000	100.00%	6,700	81.65%	39.00%	92.07%	85.82%	57.45%	55.17%	0.00%
DTI Mean:	38.34	Median:	40.00	Standard Deviation:	9.83								

Purpose	Deal Size	Balance	WAC	Weighted Average	Collateral	Characteristics							
Purchase	3,384	569,053,799	37.94%	168,160	7.719%	637	85.87%	38.37%	82.48%	80.23%	39.66%	0.00%	
Ref (Cash out)	4,901	861,677,953	57.45%	191,441	7.418%	587	78.42%	39.44%	93.75%	87.57%	100.00%	62.93%	0.00%
Ref (Rate Term)	455	69,288,862	4.62%	152,239	7.417%	595	83.00%	38.62%	96.26%	90.88%	73.95%	0.00%	
Consolidation			0.00%										
Other			0.00%										
TOTAL	8,340	1,500,000,000	100.00%	1,500,000,000	100.00%	6,700	81.65%	39.00%	92.07%	85.82%	57.45%	55.17%	0.00%

Occupancy	Deal Size	Balance	WAC	Weighted Average	Collateral	Characteristics							
Primary (OOC)	7,353	1,344,140,803	89.61%	182,802	7.463%	601	81.06%	39.83%	86.68%	86.68%	60.12%	57.97%	0.00%
Investment	895	138,221,869	9.21%	154,438	8.172%	654	85.07%	31.12%	0.00%	68.97%	34.65%	31.44%	0.00%
2nd / Vacation	92	17,637,942	1.18%	191,717	7.645%	644	83.59%	37.31%	0.00%	77.29%	32.14%	26.27%	0.00%
Rental			0.00%										
Other			0.00%										
TOTAL	8,340	1,500,000,000	100.00%	1,500,000,000	100.00%	6,700	81.65%	39.00%	92.07%	85.82%	57.45%	55.17%	0.00%

	A	B	C	D	E	F	G	H	I	J	K	L	M	N
189														
190	LIEN BUCKET													
191	Balance	8,136	1,481,937,069	98,807%	182,146	7,50%	606	81,23%	38,99%	89,48%	84,98%	56,01%	54,20%	0,00%
192	First	204	18,063,545	1,20%	88,547	9,75%	670	100,00%	39,60%	100,00%	89,24%	11,13%	88,37%	0,00%
193	Second			0,00%										
194	Third			0,00%										
195	Other			0,00%										
196	TOTAL			0,00%										
197				0,00%										
198				0,00%										
199				0,00%										
200	PREPAYMENT BUCKET													
201	Balance	2,827	523,726,360	34,92%	185,259	7,75%	615	82,49%	38,56%	88,54%	80,46%	52,23%	49,24%	0,00%
202	None			0,00%										
203	6 Months	325	83,526,590	5,57%	257,005	7,36%	615	78,59%	38,69%	87,98%	74,62%	65,98%	53,95%	0,00%
204	1 Year	3,117	536,153,950	35,74%	172,010	7,63%	597	82,17%	39,25%	89,59%	88,69%	54,73%	52,23%	0,00%
205	2 Year	2,071	356,593,713	23,77%	172,184	7,10%	607	79,54%	39,33%	91,58%	88,28%	67,16%	66,24%	0,00%
206	3 Year			0,00%										
207	5 Year			0,00%										
208	Other			0,00%										
209	TOTAL			0,00%										
210				0,00%										
211				0,00%										
212				0,00%										
213	INDEX BUCKET													
214	Balance	6,518	1,199,999,443	80,00%	184,105	7,64%	603	82,56%	39,08%	88,40%	84,76%	53,70%	49,09%	0,00%
215	Libor - 6 Month			0,00%										
216	Libor - 1 Year			0,00%										
217	Treasury - 1 Year			0,00%										
218	CMT - 1 Year			0,00%										
219	Other			0,00%										
220	TOTAL			0,00%										
221				0,00%										
222	Let all reset rates													
223				0,00%										
224				0,00%										
225				0,00%										
226				0,00%										
227				0,00%										
228	Loan-to-Value (LTV)													
229	Percentage of the deal based on FICO and LTV buckets			0,00%	0,00%	0,02%	0,02%	0,01%	0,05%	0,00%	0,00%	0,00%	0,00%	0,00%
230				0,00%	0,00%	0,05%	0,02%	0,03%	0,04%	0,05%	0,07%	0,00%	0,00%	0,00%

	A	B	C	D	E	F	G	H	I	J	K	L	M	N
231			> \$600 < \$650	0.70%	0.39%	0.99%	1.50%	3.36%	5.65%	2.65%	3.14%	0.21%	0.00%	0.00%
232			> \$650 < \$700	0.97%	0.68%	1.36%	1.89%	3.67%	5.70%	4.10%	8.76%	2.29%	0.00%	0.00%
233		F	> \$700 < \$725	0.34%	0.29%	0.45%	0.80%	1.09%	5.12%	1.30%	2.90%	3.77%	0.00%	0.18%
234		I	> \$725 < \$750	0.15%	0.16%	0.26%	0.46%	0.64%	5.16%	0.98%	2.12%	1.60%	0.00%	0.27%
235		C	> \$750 < \$775	0.07%	0.18%	0.20%	0.34%	0.53%	3.93%	1.09%	2.17%	0.92%	0.01%	0.23%
236		O	> \$775 < \$800	0.09%	0.04%	0.10%	0.14%	0.28%	2.77%	0.70%	1.72%	0.73%	0.00%	0.21%
237			> \$800 < \$825	0.06%	0.03%	0.04%	0.08%	0.04%	1.34%	0.20%	0.97%	0.50%	0.00%	0.19%
238			> \$825 < \$850	0.01%	0.02%	0.02%	0.09%	0.07%	0.71%	0.17%	0.57%	0.34%	0.00%	0.12%
239			> \$850 < \$900	0.03%	0.01%	0.00%	0.02%	0.05%	0.73%	0.22%	0.43%	0.14%	0.00%	0.01%
240			> \$900 < \$950	0.00%	0.00%	0.00%	0.00%	0.00%	0.01%	0.00%	0.00%	0.01%	0.00%	0.00%
241			> \$950 < \$1000											
242			> \$1000 < \$1050											
243			> \$1050 < \$1100											
244			> \$1100 < \$1150											
245			> \$1150 < \$1200											
246			> \$1200 < \$1250											
247			> \$1250 < \$1300											
248			> \$1300 < \$1350											
249			> \$1350 < \$1400											
250			> \$1400 < \$1450											
251			> \$1450 < \$1500											
252			> \$1500 < \$1550											
253			> \$1550 < \$1600											
254			> \$1600 < \$1650											
255			> \$1650 < \$1700											
256			> \$1700 < \$1750											
257			> \$1750 < \$1800											
258			> \$1800 < \$1850											
259			> \$1850 < \$1900											
260			> \$1900 < \$1950											
261			> \$1950 < \$2000											
262			> \$2000 < \$2050											
263			> \$2050 < \$2100											
264			> \$2100 < \$2150											
265			> \$2150 < \$2200											
266			> \$2200 < \$2250											

* This table should be filled out with the percentage of the deal corresponding to each cross LTV and FICO buckets

	MIP Coverage													
	Loan-to-Value (LTV)													
	> 0%	> 1%	> 2%	> 3%	> 4%	> 5%	> 6%	> 7%	> 8%	> 9%	> 10%	> 11%	> 12%	> 13%
250	Percentage of MI coverage based on FICO and LTV buckets													
251	NONE													
252	NONE													
253	NONE													
254	NONE													
255	NONE													
256	NONE													
257	NONE													
258	NONE													
259	NONE													
260	NONE													
261	NONE													
262	NONE													
263	NONE													
264	NONE													
265	NONE													
266	NONE													

* This table should be filled out with the percentage of MI corresponding to each cross LTV and FICO buckets

	A	B	C	D	E	F	G	H	I	J	K	L	M	N
267														
268														
269														
270														
271														
272														
273														
274														
275														
276														
277														
278														
279														
280														
281														
282														
283														
284														
285														
286														
287														
288														
289														
290														
291														
292														
293														
294														
295														
296														
297														
298														
299														

IO ONLY BUCKET

IO PRINCIPAL BUCKET

1/3 \$1,000

	A	B	C	D	E	F	G	H	I	J	K	L
1	Park Place Securities Asset-Backed Pass-Through Certificates Series 2005-WCW3											
2	All records											
3												
4												
5												
6												
7												
8												
9												
10	1. Summary Statistics											
11												
12	Collateral Characteristics:											
13	Total Current Balance: \$1,500,000,614											
14	Number of Loans: 8,340											
15	Average Current Balance: \$179,856											
16	Weighted Average Coupon: 7.531%											
17	Weighted Average Net Coupon: 7.030%											
18	Weighted Average Remaining Term: 357											
19	Weighted Average Seasoning: 1											
20	Second Liens: 1.20%											
21	Weighted Average Combined OLV: 81.46%											
22	Weighted Average FICO: 607											
23	Loans w/ Prepay Penalties: 65.08%											
24												
25	ARM Characteristics:											
26	Weighted Average Coupon (Arm Only): 7.641%											
27	Weighted Average Remaining Term (Arm Only): 359											
28	Weighted Average Margin: 5.776%											
29	Weighted Average Initial Per Cap: 2.000%											
30	Weighted Average Per Cap: 1.000%											
31	Weighted Average Lifetime Rate Cap: 6.000%											
32	Weighted Average Months To Roll: 26											
33												
34	Loan Type:											
35	Fixed: 20.00%											
36	Balloons: 0.00%											
37	2-28 Arms: 56.72%											
38	3-27 Arms: 23.28%											
39	Other Hybrid: 0.00%											
40												
41	Index:											
42	6-Month Libor: 60.00%											

A	B	C	D	E	F	G	H	I	J	K	L
	Number of Mortgage Loans	Aggregate Cut-off Date Principal Balance	Loan Pool by Aggregate Cut-off Date Principal Balance	Average Gross Interest Rate	Average Remaining Term (months)	Weighted Average Combined Original LTV (%)					
85											
86											
87	Property										
88	Type										
89	Single Family Residence	6,108	\$1,072,032,538	7.147	357	81.47					
90	PUD	1,038	202,045,288	7.504	357	82.34					
91	2-4 Family	503	120,075,264	8.01	358	80.31					
92	Condo	545	91,483,433	7.667	358	82.01					
93	MHMB	146	14,384,090	0.96	354	74.58					
94	Total:	8,340	\$1,500,000,614	100.00	357	81.46					
95											
96	Top										
97											
98											
99											

5. Documentation Type

	Number of Mortgage Loans	Aggregate Cut-off Date Principal Balance	% of Mortgage Loan Pool by Aggregate Cut-off Date Principal Balance	Weighted Average Gross Interest Rate	Weighted Average Remaining Term (months)	Weighted Average Combined Original LTV (%)
102						
103						
104						
105	Documentation					
106	Type					
107	Full	4,835	\$819,183,302	7.282	356	80.42
108	Stated	2,952	\$69,513,809	7.902	358	82.90
109	Limited	553	\$11,303,503	7.613	359	81.75
110	Total:	8,340	\$1,500,000,614	100.00	357	81.46
111						
112	Top					
113						
114						
115						

6. Fico Distribution

	Number of Mortgage Loans	Aggregate Cut-off Date Principal Balance	% of Mortgage Loan Pool by Aggregate Cut-off Date Principal Balance	Weighted Average Gross Interest Rate	Weighted Average Remaining Term (months)	Weighted Average Combined Original LTV (%)
118						
119						
120						
121	Fico					
122	Distribution					
123	500 - 519	520	\$87,310,433	8.087	356	76.69
124	520 - 539	705	\$24,568,940	7.971	357	77.82
125	540 - 559	971	\$170,753,221	7.884	357	79.85
126	560 - 579	902	\$56,337,063	7.789	357	80.51

	A	B	C	D	E	F	G	H	I	J	K	L
127	560 - 599	918	174,244,838	11.62	7.485	356	90.81					
128	600 - 619	1,030	166,736,093	13.12	7.396	357	83.30					
129	620 - 639	966	166,304,014	11.09	7.311	357	82.26					
130	640 - 659	760	129,964,709	8.66	7.329	357	83.01					
131	660 - 679	538	100,172,504	6.68	7.109	356	83.03					
132	680 - 699	442	81,629,996	5.46	7.120	357	85.84					
133	700 - 719	237	44,372,535	2.96	7.183	358	84.54					
134	720 - 739	176	31,889,731	2.13	7.408	358	85.35					
135	740 - 759	103	20,444,473	1.36	7.281	356	85.28					
136	760 >=	72	15,072,060	1.00	7.104	359	82.41					
137	Total:	8,340	\$1,500,000,614	100.00	7.531	357	81.46					
138	Minimum:	500										
139	Maximum:	813										
140	Weighted Average:	606.6										
141												
142	1.92											
143												
144												
145												
146												
147												

7. Combined Original Loan-to-Value Ratio (%)

	Number of Mortgage Loans	Aggregate Cut-off Date Principal Balance	% of Mortgage Loan Pool by Aggregate Cut-off Date Principal Balance	Weighted Average Gross Interest Rate	Weighted Average Remaining Term (months)	Weighted Average Combined Original LTV (%)
148	Combined	\$234,862	0.02	8.715	359	19.37
149	Original	932,214	0.06	7.198	346	26.67
150	Loan-to-Value	5,392,285	0.36	7.263	344	36.46
151	Ratio (%)	15,159,372	1.01	7.026	345	45.60
152	<= 20.00	41,424,624	2.76	6.952	355	56.20
153	> 20.00	132,170,972	8.81	7.164	355	66.60
154		613,972,411	40.93	7.128	357	78.33
155		514,864,197	34.32	7.855	357	87.94
156		175,849,676	11.72	8.450	358	95.36
157	Total:	\$1,500,000,614	100.00	7.531	357	81.46
158	Minimum:	19.17				
159	Maximum:	100.00				
160	Weighted Average by Original Balance:	81.46				
161	Weighted Average by Current Balance:	81.46				
162						
163						
164						
165						
166						
167						
168	Top					

	A	B	C	D	E	F	G	H	I	J	K	L
211	Alaska	15	3,053,769	0.20	7,890	358	86.34					
212	Arizona	594	82,182,822	6.15	7,590	357	83.25					
213	Arkansas	13	1,259,765	0.08	8,071	359	81.23					
214	California	1,106	301,155,580	20.08	7,682	357	77.98					
215	Colorado	708	20,001,625	1.33	7,585	357	85.11					
216	Connecticut	74	15,096,032	1.00	7,830	358	80.07					
217	Delaware	20	3,925,351	0.26	7,462	359	81.89					
218	Florida	1,292	222,014,949	14.80	7,600	359	82.27					
219	Georgia	184	30,308,142	2.02	7,862	356	85.63					
220	Hawaii	22	6,026,448	0.40	7,103	354	78.61					
221	Idaho	16	1,877,233	0.13	7,532	359	81.09					
222	Illinois	691	190,476,845	8.70	7,714	357	83.94					
223	Indiana	166	16,789,280	1.12	7,908	359	86.85					
224	Iowa	35	3,442,495	0.23	8,275	359	85.81					
225	Kansas	28	3,126,463	0.21	8,029	359	84.83					
226	Kentucky	61	7,489,208	0.50	7,662	357	84.73					
227	Louisiana	91	10,133,830	0.66	7,838	357	84.03					
228	Maine	12	1,876,481	0.13	6,964	359	79.17					
229	Maryland	259	62,784,729	4.19	7,467	358	79.19					
230	Massachusetts	92	23,075,189	1.94	7,067	359	78.95					
231	Michigan	446	53,339,547	3.56	7,991	358	85.45					
232	Minnesota	107	19,839,096	1.32	7,701	359	83.66					
233	Mississippi	32	3,764,514	0.25	8,308	355	85.42					
234	Missouri	206	24,158,701	1.61	8,092	357	86.25					
235	Montana	6	978,032	0.07	7,313	346	81.54					
236	Nebraska	39	4,733,927	0.32	8,204	363	86.20					
237	Nevada	215	45,969,452	3.06	7,526	358	80.78					
238	New Hampshire	17	3,296,505	0.22	7,288	359	76.66					
239	New Jersey	238	56,522,440	3.90	7,495	358	80.48					
240	New Mexico	30	3,789,845	0.25	8,125	359	86.61					
241	New York	344	101,840,376	6.79	7,194	356	77.12					
242	North Carolina	93	12,175,227	0.81	7,991	355	84.09					
243	North Dakota	4	478,988	0.03	7,547	359	85.48					
244	Ohio	265	27,376,788	1.83	7,898	353	84.51					
245	Oklahoma	59	6,997,206	0.47	8,018	359	85.20					
246	Oregon	47	7,144,994	0.48	7,621	359	84.16					
247	Pennsylvania	152	20,494,443	1.37	7,810	353	80.57					
248	Rhode Island	29	6,365,427	0.42	7,821	359	80.87					
249	South Carolina	35	3,930,853	0.26	8,212	349	82.02					
250	South Dakota	3	266,188	0.02	7,059	359	72.15					
251	Tennessee	96	11,436,917	0.76	8,047	356	86.24					
252	Texas	558	66,322,368	4.95	7,743	348	82.46					
253	Utah	86	11,491,464	0.77	7,266	359	83.70					

	A	B	C	D	E	F	G	H	I	J	K	L
254	Vermont	4	598,048	0.05	8.013	359	87.71					
255	Washington	117	21,399,313	1.43	7.561	359	81.54					
256	Wisconsin	141	19,396,167	1.29	8.284	357	84.32					
257	Wyoming	14	1,652,732	0.11	7.120	359	80.13					
258	Total:	8,340	\$1,500,000,614	100.00	7.631	357	81.46					
259	Number of States Represented: 48											

260	Top											
261	Top											
262	Top											
263	Top											
264	Top											
265	Top											
266	Top											

10. Back Debt to Income Ratio

	Number of Mortgage Loans	Aggregate Cut-off Date Principal Balance	% of Mortgage Loan Pool by Aggregate Cut-off Date Principal Balance	Weighted Average Gross Interest Rate	Weighted Average Remaining Term (months)	Weighted Average Combined Original LTV (%)
267	79	\$14,140,024	0.94	7.965	353	83.70
268	358	59,956,741	3.93	7.616	357	81.10
269	424	70,602,826	4.71	7.579	354	80.81
270	654	103,574,720	6.90	7.569	356	81.10
271	1,008	164,809,142	10.99	7.544	356	81.11
272	1,377	237,375,913	15.83	7.509	357	81.61
273	1,717	311,517,993	20.77	7.558	357	82.43
274	2,109	411,676,596	27.45	7.534	358	82.55
275	572	117,304,819	7.82	7.346	357	77.07
276	46	10,041,838	0.67	7.177	359	68.20
277	8,340	\$1,500,000,614	100.00	7.531	357	81.46

283	Non-Zero Minimum: 1.00											
284	Maximum: 55.00											
285	Non-Zero Weighted Average: 39.00											

286	Top											
287	Top											
288	Top											
289	Top											
290	Top											

11. Original Principal Balance > 600k (\$)

	Current	% of Current	Weighted Average	Weighted Average	Weighted Average	Pct Owner	Pct Cash -out	Pct Full
291	Original							
292	Principal							

	A	B	C	D	E	F	G	H	I	J	K	L	M	N	O	P	Q
1	Deal Name: PFSI 2005-MCW3																
2	The percentages per table should add up to 100%																
3	FICO & Documentation & Purpose of Loan																
4																	
5																	
6																	
7																	
8	FICO Score																
9	451-500	0.21%	0.00%	0.00%	0.00%	0.00%	0.00%	0.03%	0.18%	8.183	165,581	78.85	0.00%	0.01%			
10	501-550	14.75%	0.00%	0.00%	0.00%	0.00%	0.00%	0.03%	0.18%	7.967	171,724	77.77	0.00%	0.00%			
11	551-600	16.30%	0.00%	0.00%	0.00%	0.00%	0.00%	0.03%	0.18%	7.614	180,538	80.68	0.00%	0.00%			
12	601-650	13.33%	0.00%	0.00%	0.00%	0.00%	0.00%	0.03%	0.18%	7.377	180,538	82.94	0.00%	0.00%			
13	651-700	6.80%	0.00%	0.00%	0.00%	0.00%	0.00%	0.03%	0.18%	7.128	182,161	83.15	0.00%	0.00%			
14	701-750	1.94%	0.00%	0.00%	0.00%	0.00%	0.00%	0.03%	0.18%	7.304	182,161	85.04	0.00%	0.00%			
15	751-800	0.62%	0.00%	0.00%	0.00%	0.00%	0.00%	0.03%	0.18%	7.137	222,847	83.16	0.00%	0.00%			
16	801-850	0.02%	0.00%	0.00%	0.00%	0.00%	0.00%	0.03%	0.18%	7.087	99,888	86.85	0.00%	0.00%			
17	Total	54.61%	0.00%	0.00%	0.00%	0.00%	0.00%	37.94%	57.45%	7.531	179,856	81.46	0.00%	0.00%			
18	LTV & FICO																
19	Current LTV																
20	FICO < 450	0.00%	0.00%	0.00%	0.00%	0.00%	0.00%	0.00%	0.00%	0.00%	556	117,430.99	8.715	6.00%	0.00%	0.00%	0.00%
21	10.01-20.00	0.00%	0.00%	0.00%	0.00%	0.00%	0.00%	0.00%	0.00%	0.00%	567	103,579.32	7.198	6.00%	0.00%	0.00%	0.00%
22	20.01-30.00	0.00%	0.00%	0.00%	0.00%	0.00%	0.00%	0.00%	0.00%	0.00%	573	149,785.71	7.283	5.927	0.18%	0.00%	0.00%
23	30.01-40.00	0.00%	0.00%	0.00%	0.00%	0.00%	0.00%	0.00%	0.00%	0.00%	584	156,282.18	7.026	5.917	0.64%	0.00%	0.00%
24	40.01-50.00	0.00%	0.00%	0.00%	0.00%	0.00%	0.00%	0.00%	0.00%	0.00%	588	181,695.95	6.952	5.859	1.70%	0.00%	0.00%
25	50.01-60.00	0.00%	0.00%	0.00%	0.00%	0.00%	0.00%	0.00%	0.00%	0.00%	584	188,815.67	7.164	5.896	5.66%	0.00%	0.00%
26	60.01-70.00	0.00%	0.00%	0.00%	0.00%	0.00%	0.00%	0.00%	0.00%	0.00%	600	184,265.43	7.128	5.762	23.01%	0.00%	0.00%
27	70.01-80.00	0.00%	0.00%	0.00%	0.00%	0.00%	0.00%	0.00%	0.00%	0.00%	604	178,030.50	7.865	5.783	18.32%	0.00%	0.00%
28	80.01-90.00	0.00%	0.00%	0.00%	0.00%	0.00%	0.00%	0.00%	0.00%	0.00%	633	168,438.39	8.450	5.701	5.04%	0.00%	0.00%
29	90.01-100.00	0.00%	0.00%	0.00%	0.00%	0.00%	0.00%	0.00%	0.00%	0.00%	607	179,856.19	7.531	5.776	54.61%	0.00%	0.00%
30	Total	0.00%	0.00%	0.00%	0.00%	0.00%	0.00%	16.44%	1.65%	0.03%	607	179,856.19	7.531	5.776	54.61%	0.00%	0.00%
31	Prin Balance & FICO																
32	Prin Balance																
33	FICO < 450	0.00%	0.00%	0.00%	0.00%	0.00%	0.00%	0.00%	0.00%	0.00%	600	82.59	8.134	5.940	6.91%	0.00%	0.00%
34	\$50,001 - \$100,000	0.00%	0.00%	0.00%	0.00%	0.00%	0.00%	0.00%	0.00%	0.00%	606	82.12	7.717	5.792	11.51%	0.00%	0.00%
35	\$100,001 - \$150,000	0.00%	0.00%	0.00%	0.00%	0.00%	0.00%	0.00%	0.00%	0.00%	606	81.34	7.662	5.721	9.87%	0.00%	0.00%
36	\$150,001 - \$200,000	0.00%	0.00%	0.00%	0.00%	0.00%	0.00%	0.00%	0.00%	0.00%	608	80.65	7.391	5.684	7.85%	0.00%	0.00%
37	\$200,001 - \$250,000	0.00%	0.00%	0.00%	0.00%	0.00%	0.00%	0.00%	0.00%	0.00%	608	80.83	7.368	5.722	5.34%	0.00%	0.00%
38	\$250,001 - \$300,000	0.00%	0.00%	0.00%	0.00%	0.00%	0.00%	0.00%	0.00%	0.00%	608	80.96	7.360	5.770	3.44%	0.00%	0.00%
39	\$300,001 - \$350,000	0.00%	0.00%	0.00%	0.00%	0.00%	0.00%	0.00%	0.00%	0.00%	612	81.41	7.310	5.824	3.18%	0.00%	0.00%
40	\$350,001 - \$400,000	0.00%	0.00%	0.00%	0.00%	0.00%	0.00%	0.00%	0.00%	0.00%	611	82.18	7.385	5.866	1.98%	0.00%	0.00%
41	\$400,001 - \$450,000	0.00%	0.00%	0.00%	0.00%	0.00%	0.00%	0.00%	0.00%	0.00%	619	82.11	7.196	5.777	1.91%	0.00%	0.00%
42	\$450,001 - \$500,000	0.00%	0.00%	0.00%	0.00%	0.00%	0.00%	0.00%	0.00%	0.00%	595	80.07	7.023	5.632	1.27%	0.00%	0.00%
43	\$500,001 - \$550,000	0.00%	0.00%	0.00%	0.00%	0.00%	0.00%	0.00%	0.00%	0.00%	617	79.96	7.059	6.000	0.53%	0.00%	0.00%
44	\$550,001 - \$600,000	0.00%	0.00%	0.00%	0.00%	0.00%	0.00%	0.00%	0.00%	0.00%	593	84.02	7.341	5.924	0.54%	0.00%	0.00%
45	\$600,001 - \$650,000	0.00%	0.00%	0.00%	0.00%	0.00%	0.00%	0.00%	0.00%	0.00%	591	78.18	6.817	5.601	0.00%	0.00%	0.00%
46	\$650,001 - \$700,000	0.00%	0.00%	0.00%	0.00%	0.00%	0.00%	0.00%	0.00%	0.00%	581	74.15	7.019	6.000	0.18%	0.00%	0.00%
47	\$700,001 - \$750,000	0.00%	0.00%	0.00%	0.00%	0.00%	0.00%	0.00%	0.00%	0.00%	607	81.46	7.531	5.776	0.10%	0.00%	0.00%
48	Total	0.00%	0.00%	0.00%	0.00%	0.00%	0.00%	16.44%	1.65%	0.03%	607	81.46	7.531	5.776	54.61%	0.00%	0.00%
49																	
50																	

51	A												M	N	O	P	Q
	Montg Rates & FICO																
	FICO < 450	450 - 500	501 - 550	551 - 600	601 - 650	651 - 700	701 - 750	751 - 800	801 - 850	Total FICO	Current LTV	WAC	Gross Margin	Avg Prin Bal (\$)	Full Doc	LTV Doc	NIV Doc
52	0.00%	0.00%	0.09%	0.13%	0.41%	0.36%	0.12%	0.08%	0.00%	643	74.81	5.927	5.382	239,862.96	1.17%	0.00%	0.00%
53	0.00%	0.00%	0.30%	1.61%	2.34%	2.22%	0.66%	0.18%	0.01%	637	74.75	5.795	5.819	249,659.87	6.30%	0.00%	0.00%
54	0.00%	0.00%	0.72%	2.93%	4.22%	2.71%	0.71%	0.15%	0.00%	625	76.50	5.787	6.308	214,360.28	8.48%	0.00%	0.00%
55	0.00%	0.02%	1.71%	4.12%	5.09%	3.34%	1.07%	0.38%	0.00%	621	78.37	5.775	6.789	188,873.55	9.51%	0.00%	0.00%
56	0.00%	0.06%	3.00%	4.61%	4.34%	2.43%	0.71%	0.37%	0.01%	608	80.77	5.764	7.305	184,256.30	7.75%	0.00%	0.00%
57	0.00%	0.06%	4.61%	5.92%	4.30%	2.37%	0.83%	0.23%	0.00%	586	82.98	5.741	7.762	174,884.75	8.72%	0.00%	0.00%
58	0.00%	0.04%	2.86%	4.47%	2.84%	1.68%	0.53%	0.06%	0.00%	591	85.18	5.800	8.273	168,572.76	5.29%	0.00%	0.00%
59	0.00%	0.09%	3.12%	3.17%	2.27%	1.65%	0.47%	0.12%	0.00%	585	86.12	5.785	8.763	159,367.44	4.11%	0.00%	0.00%
60	0.00%	0.03%	1.22%	1.50%	1.32%	0.95%	0.34%	0.06%	0.00%	585	86.12	5.785	8.763	159,367.44	4.11%	0.00%	0.00%
61	0.00%	0.00%	0.50%	1.11%	1.45%	0.30%	0.11%	0.01%	0.00%	589	88.00	5.781	9.263	143,284.74	1.84%	0.00%	0.00%
62	0.00%	0.00%	0.20%	0.19%	0.41%	0.04%	0.01%	0.00%	0.00%	589	87.80	5.716	9.754	139,023.72	0.82%	0.00%	0.00%
63	0.00%	0.00%	0.09%	0.09%	0.04%	0.01%	0.00%	0.00%	0.00%	554	89.58	5.910	10.272	112,136.66	0.47%	0.00%	0.00%
64	0.00%	0.00%	0.09%	0.03%	0.00%	0.00%	0.01%	0.00%	0.00%	547	72.70	5.877	10.744	145,560.94	0.09%	0.00%	0.00%
65	0.00%	0.00%	0.03%	0.00%	0.00%	0.00%	0.00%	0.00%	0.00%	547	72.70	5.877	10.744	145,560.94	0.09%	0.00%	0.00%
66	0.00%	0.00%	0.01%	0.00%	0.00%	0.00%	0.00%	0.00%	0.00%	519	64.64	6.000	11.868	138,818.77	0.05%	0.00%	0.00%
67	0.00%	0.00%	0.01%	0.00%	0.00%	0.00%	0.00%	0.00%	0.00%	516	70.00	6.000	12.450	90,976.45	0.02%	0.00%	0.00%
68	0.00%	0.25%	18.60%	29.43%	28.03%	16.44%	5.56%	1.65%	0.03%	607	81.46	5.776	12.450	179,856.19	54.61%	0.00%	0.00%
69																	
70																	
71																	
72	0.03%	0.03%	0.04%	0.20%	0.80%	0.09%	0.00%	0.00%	0.00%	643	74.81	5.927	5.927	239,862.96	1.17%	0.00%	0.01%
73	0.02%	0.19%	0.59%	1.13%	4.12%	1.26%	0.02%	0.00%	0.00%	637	74.75	5.795	5.795	249,659.87	6.30%	0.00%	0.64%
74	0.09%	0.11%	0.52%	1.78%	6.61%	2.23%	0.11%	0.00%	0.00%	625	76.50	5.787	6.308	214,360.28	8.48%	0.00%	0.70%
75	0.03%	0.22%	0.52%	1.78%	9.17%	3.46%	0.52%	0.00%	0.00%	621	78.37	5.775	6.789	188,873.55	9.51%	0.00%	1.10%
76	0.06%	0.16%	0.38%	1.13%	7.30%	4.94%	1.08%	0.00%	0.00%	608	80.77	5.764	7.305	184,256.30	7.75%	0.00%	1.10%
77	0.09%	0.17%	0.28%	1.11%	6.56%	7.63%	2.48%	0.00%	0.00%	586	82.98	5.741	8.273	174,884.75	8.72%	0.00%	1.60%
78	0.07%	0.09%	0.23%	0.53%	2.85%	5.91%	2.83%	0.00%	0.00%	591	85.18	5.800	8.763	168,572.76	5.29%	0.00%	0.91%
79	0.01%	0.04%	0.08%	0.42%	2.29%	3.34%	2.01%	0.00%	0.00%	585	86.12	5.785	9.263	143,284.74	4.11%	0.00%	0.80%
80	0.02%	0.02%	0.07%	0.28%	0.66%	2.12%	1.87%	0.00%	0.00%	589	87.80	5.781	9.754	139,023.72	1.84%	0.00%	0.36%
81	0.00%	0.00%	0.03%	0.13%	0.41%	1.09%	0.81%	0.00%	0.00%	589	87.80	5.716	10.272	112,136.66	0.82%	0.00%	0.15%
82	0.00%	0.00%	0.02%	0.08%	0.12%	0.16%	0.46%	0.00%	0.00%	554	72.70	5.910	11.225	145,560.94	0.47%	0.00%	0.05%
83	0.01%	0.00%	0.00%	0.13%	0.03%	0.07%	0.06%	0.00%	0.00%	547	72.70	5.877	10.744	145,560.94	0.09%	0.00%	0.10%
84	0.00%	0.00%	0.01%	0.07%	0.02%	0.01%	0.01%	0.00%	0.00%	547	72.70	6.000	138,818.77	0.05%	0.00%	0.00%	
85	0.00%	0.00%	0.01%	0.02%	0.00%	0.00%	0.00%	0.00%	0.00%	519	64.64	6.000	90,976.45	0.02%	0.00%	0.00%	
86	0.00%	0.00%	0.00%	0.01%	0.00%	0.00%	0.00%	0.00%	0.00%	516	70.00	6.000	12,450	90,976.45	0.01%	0.00%	0.00%
87	0.44%	1.01%	2.76%	8.81%	40.93%	34.32%	11.72%	0.00%	0.00%	607	81.46	5.776	179,856.19	54.61%	0.00%	7.42%	

	R	S	T	U	V
1					
2					
3					
4					
5					
6					
7					
8					
9					
10					
11					
12					
13					
14					
15					
16					
17					
18					
19	Limited	Stated	IO loans	silent	
20	Doc.	Doc.	loans	2nds	
21	0.00%	0.02%	0.00%	0.00%	0.00%
22	0.00%	0.00%	0.00%	0.00%	0.00%
23	0.02%	0.16%	0.00%	0.00%	0.00%
24	0.10%	0.27%	0.00%	0.00%	0.00%
25	0.25%	0.51%	0.00%	0.00%	0.00%
26	0.72%	2.02%	0.00%	0.17%	0.17%
27	2.66%	15.25%	0.00%	14.51%	14.51%
28	2.84%	13.16%	0.00%	1.81%	1.81%
29	0.82%	5.86%	0.00%	0.03%	0.03%
30	7.42%	37.97%	0.00%	16.63%	16.63%
31					
32					
33	Limited	Stated	IO loans	silent	
34	Doc.	Doc.	loans	2nds	
35	0.53%	2.77%	0.00%	1.70%	1.70%
36	1.24%	6.24%	0.00%	4.23%	4.23%
37	0.88%	7.00%	0.00%	3.41%	3.41%
38	0.68%	5.89%	0.00%	2.60%	2.60%
39	0.75%	4.31%	0.00%	1.58%	1.58%
40	0.56%	3.79%	0.00%	1.12%	1.12%
41	0.26%	2.98%	0.00%	0.90%	0.90%
42	0.28%	2.14%	0.00%	0.50%	0.50%
43	0.28%	1.34%	0.00%	0.26%	0.26%
44	0.23%	0.46%	0.00%	0.18%	0.18%
45	0.17%	0.32%	0.00%	0.12%	0.12%
46	0.05%	0.50%	0.00%	0.00%	0.00%
47	0.10%	0.13%	0.00%	0.00%	0.00%
48	7.42%	37.97%	0.00%	0.05%	0.05%
49					
50					

	R	S	T	U	V
51					
	No Doc	Limited Doc	Stated	IO loans	silent 2nds
52	0.00%	0.01%	0.00%	0.00%	0.47%
53	0.00%	0.54%	0.48%	0.00%	1.37%
54	0.00%	0.70%	2.27%	0.00%	3.00%
55	0.00%	1.10%	5.11%	0.00%	4.32%
56	0.00%	1.10%	6.20%	0.00%	3.30%
57	0.00%	1.60%	8.00%	0.00%	2.29%
58	0.00%	0.91%	5.76%	0.00%	0.83%
59	0.00%	0.80%	5.27%	0.00%	0.66%
60	0.00%	0.36%	2.84%	0.00%	0.28%
61	0.00%	0.15%	1.52%	0.00%	0.08%
62	0.00%	0.05%	0.33%	0.00%	0.02%
63	0.00%	0.10%	0.11%	0.00%	0.01%
64	0.00%	0.00%	0.07%	0.00%	0.00%
65	0.00%	0.00%	0.01%	0.00%	0.00%
66	0.00%	0.00%	0.00%	0.00%	0.00%
67	0.00%	0.00%	0.00%	0.00%	0.00%
68	0.00%	7.42%	37.97%	0.00%	16.63%
69					
70					
	Stated	IO loans	silent 2nds		
71	0.00%	0.00%	0.47%		
72	0.48%	0.00%	1.37%		
73	2.27%	0.00%	3.00%		
74	5.11%	0.00%	4.32%		
75	6.20%	0.00%	3.30%		
76	8.00%	0.00%	2.29%		
77	5.76%	0.00%	0.83%		
78	5.27%	0.00%	0.66%		
79	2.84%	0.00%	0.28%		
80	1.52%	0.00%	0.08%		
81	0.33%	0.00%	0.02%		
82	0.11%	0.00%	0.01%		
83	0.07%	0.00%	0.00%		
84	0.01%	0.00%	0.00%		
85	0.00%	0.00%	0.00%		
86	0.00%	0.00%	0.00%		
87	37.97%	0.00%	16.63%		

- 1 BARCLAYS
- 2 Ameriquest Mortgage Loans
- 3 PPSI2005-WCW3 Preliminary Pool Analysis
- 4 All records
- 5 8,340 records
- 6 Balance: 1,500,000.614

1. Fico Distribution

		% of Outstanding Balance	Average Current Balance	Weighted Average Fico	Weighted Average DTI	Weighted Average CLTV	Weighted Average Coupon	Pct SFD	Pct PUD	Pct Owner Occ	Pct Investor	Pct 2-4 Fam	Pct Full Doc	Pct Lrd Doc	Pct No Doc	Pct Percent MI	Pct Interest Only	Pct With SS
14	15 Fico																	
15	16 Distribution																	
16	17 500.00 - 524.99 & CLTV > 65%	6.23%	167,851.55	512	40.27	79.98	8.108	76.99	13.63	99.67	0.33	2.15	88.80	11.20	-	-	-	2.50
17	18 525.00 - 574.99 & CLTV > 65%	23.67%	176,671.97	351	39.97	82.10	7.918	77.70	13.08	96.82	2.68	4.63	64.43	9.33	-	-	-	4.15
18	19 550.00 - 599.99 & CLTV > 65%	12.35%	188,208.25	367	39.01	83.64	7.594	72.41	12.57	92.42	6.50	8.44	54.17	6.30	-	-	-	3.40
19	20 600.00 - 619.99 & CLTV > 70%	11.61%	190,095.25	609	39.66	86.06	7.511	69.35	15.80	92.27	6.95	7.89	48.12	8.69	-	-	-	19.70
20	21 620.00 - 639.99 & CLTV > 70%	10.04%	169,603.98	629	38.85	84.36	7.388	69.07	16.95	88.22	10.17	8.24	47.21	6.29	-	-	-	35.60
21	22 640.00 - 659.99 & CLTV > 70%	7.85%	169,152.00	650	38.30	85.16	7.398	66.69	13.40	80.53	18.13	8.60	41.29	7.35	-	-	-	32.47
22	23 660.00 - 679.99 & CLTV > 80%	3.14%	185,476.62	669	37.09	89.88	7.539	67.10	11.82	67.85	23.54	14.67	50.25	3.66	-	-	-	1.38
23	24 680.00 - 699.99 & CLTV > 80%	2.64%	178,185.23	688	35.97	90.53	7.652	68.00	11.37	64.39	30.56	7.70	38.06	2.60	-	-	-	0.87
24	25 690.00 - 724.99 & CLTV > 80%	1.84%	169,224.80	711	32.97	91.36	7.763	65.61	15.50	55.62	38.60	8.26	32.48	4.44	-	-	-	2.87
25	26 700.00 - 749.99 & CLTV > 90%	1.28%	169,768.61	735	34.51	91.38	8.015	60.06	10.45	55.12	41.88	19.02	32.12	3.93	-	-	-	6.66
26	27 Greater than 750 and CLTV > 90%	0.19%	169,535.57	758	37.23	94.85	7.664	65.85	22.41	85.30	11.70	-	47.39	-	-	-	-	-
27	28 Total:	81.04%	177,642,221	997	39.01	84.28	7.680	72.94	13.86	89.28	9.52	7.11	56.13	7.69	-	-	-	12.56

28 Total

29

30 Top

31

32

33

34

35

36

37

38

39

40

41

42

43

44

45

46

47

48

49

50

51

2. Original Loan-to-Value Ratio (%)

		% of Outstanding Balance	Average Current Balance	Weighted Average Fico	Weighted Average DTI	Weighted Average CLTV	Weighted Average Coupon	Pct SFD	Pct PUD	Pct Owner Occ	Pct Investor	Pct 2-4 Fam	Pct Full Doc	Pct Lrd Doc	Pct No Doc	Pct Percent MI	Pct Interest Only	Pct With SS
32	33 Original																	
33	34 Loan-to-Value																	
34	35 Ratio (%)																	
35	36 70.00 - 79.99 & DTI > 50%	1.72%	212,772.02	570	33.09	73.40	7.094	65.15	16.03	96.40	-	7.87	76.18	4.92	-	-	-	-
36	37 80.00 - 84.99 & DTI > 50%	0.00%	69,560.36	525	51.00	80.00	8.800	100.00	-	100.00	-	-	100.00	-	-	-	-	-
37	38 85.00 - 89.99 & DTI > 50%	0.01%	123,162.72	585	51.00	89.31	7.700	100.00	-	100.00	-	-	100.00	-	-	-	-	-
38	39 90.00 - 109.99 & DTI > 50%	0.01%	185,130.66	622	55.00	95.00	8.200	100.00	-	100.00	-	-	100.00	-	-	-	-	-
39	40 Total:	1.74%	210,671.51	570	53.09	73.64	7.109	68.61	16.80	98.42	-	7.76	76.53	4.85	-	-	-	-

40

41

42

43

44

45

46

47

48

49

50

51

3. Back Ratio

	A	B	C	D	E	F	G	H	I	J	K	L	M	N	O	P	Q	R	S	
105																				
106																				
107	6. IO Loans																			
108																				
109	109 Top																			
110																				
111																				
112																				
113	7. Fico Distribution Second Liens																			
114																				
115	Fico	% of	Average	Weighted	Weighted	Weighted	Weighted	Weighted	Pct	Pct	Pct	Pct	Pct	Pct	Pct	Pct	Pct	Pct	Pct	
116	Distribution	Outstanding	Current	Average	Average	Average	Average	Average	SFD	PUD	Owner	Investor	2-4 Fam	Full	Ltd	No	Percent	Interest	Pct	
117	Second Liens	Balance	Balance	Fico	DTI	CLTV	Coupon	Coupon			Occs	Investor	2-4 Fam	Doc	Doc	Doc	Mi	Only	California	New York
118	600 - 624	0.17%	79,136.04	40.88	100.00	10.224	70.38	26.06	100.00	3.56	85.12	14.98	55.98	5.55	60.84	5.32				
119	625 - 649	0.25%	88,940.66	40.21	100.00	10.224	87.18	7.49	100.00	8.49	82.71	3.78	60.84	1.23						
120	650 - 674	0.21%	96,879.97	40.02	100.00	9.888	59.96	21.57	100.00	10.20	93.20	6.80	50.12	8.99						
121	675 - 699	0.17%	90,055.57	38.75	100.00	9.280	76.87	11.05	100.00	3.41	71.96	25.32	50.12	9.25						
122	700 - 724	0.14%	93,326.23	37.33	100.00	9.207	69.93	30.07	100.00		89.63	10.37	65.48	4.04						
123	725 - 749	0.01%	99,198.00	33.00	100.00	9.150	100.00		100.00		100.00		100.00							
124	750 - 774	1.20%	89,546.79	67.0	100.00	9.751	70.71	18.53	100.00	4.54	88.37	9.38	57.20	7.75						
125	Total:																			
126																				
127	127 Top																			
128																				
129																				
130																				
131	8. Fico Distribution Manufactured Housing																			
132																				
133	Fico	% of	Average	Weighted	Weighted	Weighted	Weighted	Weighted	Pct	Pct	Pct	Pct	Pct	Pct	Pct	Pct	Pct	Pct	Pct	Pct
134	Distribution	Outstanding	Current	Average	Average	Average	Average	Average	SFD	PUD	Owner	Investor	2-4 Fam	Full	Ltd	No	Percent	Interest	California	New York
135	Manufactured	Balance	Balance	Fico	DTI	CLTV	Coupon	Coupon			Occs	Investor	2-4 Fam	Doc	Doc	Doc	Mi	Only	California	New York
136	Housing	0.09%	87,545.34	51.2	35.94	67.35	9.037				100.00			87.25	12.75				7.23	
137	500 - 524	0.14%	98,881.16	53.6	39.33	70.53	8.882				96.38	3.62		100.00					18.89	
138	525 - 549	0.19%	95,782.48	56.6	38.38	75.44	8.629				100.00			82.32	17.68				9.00	
139	550 - 574	0.22%	93,421.05	58.6	35.58	75.09	8.257				100.00			92.92	7.08				21.55	
140	575 - 599	0.11%	112,227.16	61.2	33.47	79.33	8.049				67.69	32.31		68.75	31.25				40.93	
141	600 - 624	0.07%	90,963.35	63.9	31.28	77.34	8.285				69.95	15.89		80.38	19.62					
142	625 - 649	0.07%	108,359.99	66.4	28.22	74.74	7.924				74.18	14.35		47.33	52.67				13.99	
143	650 - 674	0.03%	160,668.09	68.4	12.63	80.00	8.016				15.43	84.57		15.43	84.57				57.23	
144	675 - 699	0.03%	129,953.10	70.7	35.97	78.09	6.904				77.02	22.98		84.03	15.97				61.05	
145	700 - 724	0.01%	65,000.00	70.6	47.00	85.00	8.125				100.00			100.00						
146	725 - 749	0.00%	64,302.95	77.7	24.00	39.16	7.750							100.00						
147	750 - 799	0.95%	98,589.85	59.9	35.01	74.58	8.400				87.77	10.38		81.69	18.32				19.82	
148	Total:																			
149																				
150	150 Top																			

	T	U	V	W
1				
2				
3				
4				
5				
6				
7				
8				
9				
10				
11				
12				
13				
14				
15				
16				
17				
18				
19				
20				
21				
22				
23				
24				
25				
26				
27				
28				
29				
30				
31				
32				
33				
34				
35				
36				
37				
38				
39				
40				
41				
42				
43				
44				
45				
46				
47				
48				
49				
50				
51				

	T	U	V	W
52				
53				
54				
55				
56				
57				
58				
59				
60				
61				
62				
63				
64				
65				
66				
67				
68				
69				
70				
71				
72				
73				
74				
75				
76				
77				
78				
79				
80				
81				
82				
83				
84				
85				
86				
87				
88				
89				
90				
91				
92				
93				
94				
95				
96				
97				
98				
99				
100				
101				
102				
103				
104				

Pct Florida
24.85
16.48
14.93
15.66
14.50
15.85
12.06
20.82
22.44
17.50
15.04
8.63
15.96

Pct Florida	2-28	3-27	6-25
55.43	26.25		
13.51	25.38		
17.72	70.27		
17.97			
14.43			
15.31	69.96	25.59	

	T	U	V	W
105				
106				
107				
108				
109				
110				
111				
112				
113				
114				
115				
116				
117				
118				
119				
120				
121				
122				
123				
124				
125				
126				
127				
128				
129				
130				
131				
132				
133				
134				
135				
136				
137				
138				
139				
140				
141				
142				
143				
144				
145				
146				
147				
148				
149				
150				

Pct Florida	Pct Florida
9.99	14.85
16.98	6.65
10.38	12.79
13.69	9.88
20.95	9.89
15.31	8.43
-	-
14.34	100.00

Pct Florida	2-28	3-27	5-25
44.74	36.82	-	-
75.85	8.11	-	-
80.12	12.27	-	-
68.10	12.14	-	-
54.43	14.89	-	-
50.29	19.55	-	-
65.76	8.43	-	-
100.00	-	-	-
100.00	100.00	-	-
66.20	14.06	-	-