

05046939

OMB APPROVAL  
OMB Number: 3235-0327  
Expires: May 31, 2006  
Estimated average burden  
hours per response.... 0.15

**FORM SE**

**FORM FOR SUBMISSION OF PAPER FORMAT EXHIBITS  
BY ELECTRONIC FILERS**

Residential Funding Mortgage Securities I, Inc.  
Exact Name of Registrant as Specified in Charter

0000774352  
Registrant CIK Number

For 3/22/05  
Current Report on Form 8-K 2005-S2  
Electronic Report, Schedule or Registration Statement  
of Which the Documents Are a Part (give period of report)


333-106093  
SEC File Number of Registration Statement

Name of Person Filing the Document  
(if Other than the Registrant)

**SIGNATURES**

Filings Made By the Registrant:

The Registrant has duly caused this form to be signed on its behalf by the undersigned, thereunto duly authorized in the City of Minneapolis, State of Minnesota, on the 22nd day of March 2005.



Residential Funding Mortgage Securities I, Inc.  
(Registrant)


By: [Signature]  
Name: Heather Anderson  
Title: Vice President

Filings Made by Person Other Than the Registrant:

After reasonable inquiry and to the best of my knowledge and belief, I certify on \_\_\_\_\_, 2005, that the information set forth in this statement is true and complete.


By: \_\_\_\_\_

Name:  
Title:



# CMO RFMSI 05S2 A1

## Scenario Report (Intex)



Generated: 02/18/2005 09:03:54

Page 1 of 2

CUSIP	Monthly	As Of	3/05	Pricing	2/17/05	Original	25,000,000.00
Description: Senior				Settle	3/24/05	Balance	25,000,000.00
Coupon: 5.250%				Next Proj	4/25/05	Factor	1.00000000
Collateral: Cpn 5.50	WAC 5.85	WAM 358	WALA 1	Stated Final	0/0/00	Delay	24
Historical CPR's: 3/05= 2/05= 1/05= 3mo= 6mo= 12mo= SI=							
Curve: 3m= 6m= 1yr= 2yr= 3yr= 4yr= 5yr= 7yr= 10yr= 30yr=							

Input	Output	PSA	PSA	PSA	PSA	PSA	PSA
PREPAY		300	100	400	600	800	1000
	Av Life	13.546	23.464	9.422	5.115	3.911	3.226
Price	Window	4/08-2/35	4/08-2/35	4/08-2/35	4/08-4/11	4/08-7/09	2/08-10/08
96-00	Yield	5.712	5.602	5.833	6.161	6.389	6.597
96-04	Yield	5.698	5.591	5.815	6.131	6.352	6.551
96-08	Yield	5.684	5.581	5.796	6.101	6.314	6.506
96-12	Yield	5.670	5.571	5.778	6.071	6.276	6.461
96-16	Yield	5.656	5.560	5.760	6.042	6.238	6.417
96-20	Yield	5.642	5.550	5.741	6.012	6.201	6.372
96-24	Yield	5.627	5.540	5.723	5.982	6.163	6.327
96-28	Yield	5.613	5.530	5.705	5.953	6.126	6.282
97-00	Yield	5.599	5.520	5.687	5.923	6.088	6.238
97-04	Yield	5.585	5.509	5.668	5.894	6.051	6.193
97-08	Yield	5.571	5.499	5.650	5.864	6.014	6.149
97-12	Yield	5.557	5.489	5.632	5.835	5.976	6.104
97-16	Yield	5.544	5.479	5.614	5.806	5.939	6.060
97-20	Yield	5.530	5.469	5.596	5.776	5.902	6.016
97-24	Yield	5.516	5.459	5.578	5.747	5.865	5.971
97-28	Yield	5.502	5.449	5.560	5.718	5.828	5.927
98-00	Yield	5.488	5.439	5.542	5.689	5.791	5.883
98-04	Yield	5.474	5.429	5.524	5.659	5.754	5.839
98-08	Yield	5.460	5.419	5.506	5.630	5.717	5.795
98-12	Yield	5.447	5.409	5.488	5.601	5.680	5.751
98-16	Yield	5.433	5.399	5.471	5.572	5.643	5.708
98-20	Yield	5.419	5.389	5.453	5.543	5.607	5.664
98-24	Yield	5.406	5.379	5.435	5.515	5.570	5.620
98-28	Yield	5.392	5.369	5.417	5.486	5.533	5.577
99-00	Yield	5.378	5.359	5.399	5.457	5.497	5.533
99-04	Yield	5.365	5.349	5.382	5.428	5.460	5.490
99-08	Yield	5.351	5.339	5.364	5.399	5.424	5.446
99-12	Yield	5.338	5.329	5.346	5.371	5.388	5.403
99-16	Yield	5.324	5.320	5.329	5.342	5.351	5.360
99-20	Yield	5.310	5.310	5.311	5.313	5.315	5.316
99-24	Yield	5.297	5.300	5.294	5.285	5.279	5.273
99-28	Yield	5.283	5.290	5.276	5.256	5.243	5.230

*All information contained herein, whether regarding assets backing any securities discussed herein or otherwise, is preliminary and will be superseded by the applicable prospectus supplement and by any other information subsequently filed with the Securities and Exchange Commission ("SEC"). This material is for your private information, and we are not soliciting any action based upon it. Certain transactions give rise to substantial risk and are not suitable for all investors. We, or persons involved in the preparation or issuance of this material, may from time to time, have long or short positions in, and buy or sell, securities, futures or options identical with or related to those mentioned herein. We make no representation that any transaction can or could be effected at the indicated prices. This material may be filed with the SEC and incorporated by reference into an effective registration statement previously filed with the SEC. Information contained in this material is current as of the date appearing on this material only. The information herein has been provided solely by Goldman, Sachs & Co., acting as underwriter and not as agent of the issuer or any of the issuer's affiliates, in reliance on information regarding the collateral furnished by the issuer. Neither the issuer of the certificates nor Goldman, Sachs & Co. nor any of their affiliates makes any representation as to the accuracy or completeness of the information herein. The information contained in this material may be based on assumptions regarding market conditions and other matters as reflected therein. We make no representations regarding the reasonableness of such assumptions or the likelihood that any of such assumptions will coincide with actual market conditions or events, and this material should not be relied upon for such purposes. In addition, we mutually agree that, subject to applicable law, you may disclose any and all aspects of any potential transaction or structure described herein that are necessary to support any U.S. federal income tax benefits, without Goldman Sachs imposing any limitation of any kind. Further information regarding this material may be obtained upon request.*

# CMO RFMSI 05S2 A1

## Scenario Report (Intex)



Generated: 02/18/2005 09:03:54

Page 2 of 2

CUSIP	Monthly	As Of	3/05	Pricing	2/17/05	Original	25,000,000.00
Description:	Senior			Settle	3/24/05	Balance	25,000,000.00
Coupon:	5.250%			Next Proj	4/25/05	Factor	1.00000000
Collateral:	Cpn 5.50 WAC 5.85 WAM 358 WALA 1			Stated Final	0/0/00	Delay	24
Historical CPR's:	3/05= 2/05= 1/05= 3mo= 6mo= 12mo= SI=						
Curve:	3m= 6m= 1yr= 2yr= 3yr= 4yr= 5yr= 7yr= 10yr= 30yr=						

Input	Output	PSA	PSA	PSA	PSA	PSA	PSA
100-00	Yield	5.270	5.280	5.259	5.228	5.207	5.187
100-04	Yield	5.257	5.271	5.241	5.200	5.171	5.144
100-08	Yield	5.243	5.261	5.224	5.171	5.135	5.101
100-12	Yield	5.230	5.251	5.206	5.143	5.099	5.059
100-16	Yield	5.216	5.242	5.189	5.115	5.063	5.016
100-20	Yield	5.203	5.232	5.172	5.086	5.027	4.973
100-24	Yield	5.190	5.222	5.154	5.058	4.991	4.931
100-28	Yield	5.177	5.213	5.137	5.030	4.955	4.888
101-00	Yield	5.163	5.203	5.120	5.002	4.920	4.846
101-04	Yield	5.150	5.194	5.103	4.974	4.884	4.803
101-08	Yield	5.137	5.184	5.085	4.946	4.849	4.761
101-12	Yield	5.124	5.174	5.068	4.918	4.813	4.719
101-16	Yield	5.110	5.165	5.051	4.890	4.778	4.676
101-20	Yield	5.097	5.155	5.034	4.862	4.742	4.634
101-24	Yield	5.084	5.146	5.017	4.834	4.707	4.592
101-28	Yield	5.071	5.136	5.000	4.806	4.672	4.550
102-00	Yield	5.058	5.127	4.983	4.778	4.636	4.508

*This material is for your private information, and we are not soliciting any action based upon it. Certain transactions, including those involving futures, options and high yield securities, give rise to substantial risk and are not suitable for all investors. Opinions expressed are our present opinions only. This material is based upon information that we consider reliable, but we do not represent it as accurate or complete. We or persons involved in the preparation or issuance of this material, may from time to time have positions or conduct transactions in the securities mentioned herein. This material has been issued by Goldman Sachs & Co. and has been approved by Goldman Sachs International, a member of The Securities and Futures Authority, in connection with distribution in the United Kingdom, and by Goldman Sachs Canada in connection with distribution in Canada. Additional information on any of the securities, futures or options mentioned in this material may be obtained upon request. For this purpose, persons in Italy should contact Goldman Sachs S.I.M. S.P.A. in Milan, or at its London branch office at 133 Fleet Street. Goldman Sachs International may have acted upon or used this research prior to, or immediately following its publication.*

# CMO RFMSI 05S2 A1

## Scenario Report (Intex)

Goldman  
Sachs

Generated: 02/10/2005 18:47:46

Page 1 of 6


CUSIP	Monthly	As Of	3/05	Pricing	2/10/05	Original	25,000,000.00
Description:	Senior			Settle	3/24/05	Balance	25,000,000.00
Coupon:	5.250%			Next Proj	4/25/05	Factor	1.00000000
Collateral:	Cpn 5.50 WAC 5.85 WAM 358 WALA 1			Stated Final	0/0/00	Delay	24
Historical CPR's:	3/05= 2/05= 1/05= 3mo= 6mo= 12mo= SI=						
Curve:	3m= 6m= 1yr= 2yr= 3yr= 4yr= 5yr= 7yr= 10yr= 30yr=						

Input	Output	PSA	PSA	PSA	PSA	PSA	PSA
PREPAY		300	100	200	300	400	500
	Av Life	13.546	23.464	18.631	13.546	9.422	6.421
Price	Window	4/08-2/35	4/08-2/35	4/08-2/35	4/08-2/35	4/08-2/35	4/08-2/35
96-00	Yield	5.712	5.602	5.639	5.712	5.833	6.012
96-01	Yield	5.709	5.599	5.636	5.709	5.829	6.006
96-02	Yield	5.705	5.597	5.633	5.705	5.824	5.999
96-03	Yield	5.702	5.594	5.630	5.702	5.819	5.993
96-04	Yield	5.698	5.591	5.627	5.698	5.815	5.987
96-05	Yield	5.695	5.589	5.624	5.695	5.810	5.981
96-06	Yield	5.691	5.586	5.622	5.691	5.806	5.975
96-07	Yield	5.687	5.584	5.619	5.687	5.801	5.969
96-08	Yield	5.684	5.581	5.616	5.684	5.796	5.963
96-09	Yield	5.680	5.578	5.613	5.680	5.792	5.956
96-10	Yield	5.677	5.576	5.610	5.677	5.787	5.950
96-11	Yield	5.673	5.573	5.607	5.673	5.783	5.944
96-12	Yield	5.670	5.571	5.604	5.670	5.778	5.938
96-13	Yield	5.666	5.568	5.601	5.666	5.773	5.932
96-14	Yield	5.663	5.566	5.598	5.663	5.769	5.926
96-15	Yield	5.659	5.563	5.595	5.659	5.764	5.920
96-16	Yield	5.656	5.560	5.593	5.656	5.760	5.913
96-17	Yield	5.652	5.558	5.590	5.652	5.755	5.907
96-18	Yield	5.649	5.555	5.587	5.649	5.750	5.901
96-19	Yield	5.645	5.553	5.584	5.645	5.746	5.895
96-20	Yield	5.642	5.550	5.581	5.642	5.741	5.889
96-21	Yield	5.638	5.548	5.578	5.638	5.737	5.883
96-22	Yield	5.634	5.545	5.575	5.634	5.732	5.877
96-23	Yield	5.631	5.543	5.572	5.631	5.728	5.871
96-24	Yield	5.627	5.540	5.569	5.627	5.723	5.864
96-25	Yield	5.624	5.537	5.567	5.624	5.719	5.858
96-26	Yield	5.620	5.535	5.564	5.620	5.714	5.852
96-27	Yield	5.617	5.532	5.561	5.617	5.709	5.846
96-28	Yield	5.613	5.530	5.558	5.613	5.705	5.840
96-29	Yield	5.610	5.527	5.555	5.610	5.700	5.834
96-30	Yield	5.606	5.525	5.552	5.606	5.696	5.828
96-31	Yield	5.603	5.522	5.549	5.603	5.691	5.822

*All information contained herein, whether regarding assets backing any securities discussed herein or otherwise, is preliminary and will be superseded by the applicable prospectus supplement and by any other information subsequently filed with the Securities and Exchange Commission ("SEC"). This material is for your private information, and we are not soliciting any action based upon it. Certain transactions give rise to substantial risk and are not suitable for all investors. We, or persons involved in the preparation or issuance of this material, may from time to time, have long or short positions in, and buy or sell, securities, futures or options identical with or related to those mentioned herein. We make no representation that any transaction can or could be effected at the indicated prices. This material may be filed with the SEC and incorporated by reference into an effective registration statement previously filed with the SEC. Information contained in this material is current as of the date appearing on this material only. The information herein has been provided solely by Goldman, Sachs & Co., acting as underwriter and not as agent of the issuer or any of the issuer's affiliates, in reliance on information regarding the collateral furnished by the issuer. Neither the issuer of the certificates nor Goldman, Sachs & Co. nor any of their affiliates makes any representation as to the accuracy or completeness of the information herein. The information contained in this material may be based on assumptions regarding market conditions and other matters as reflected therein. We make no representations regarding the reasonableness of such assumptions or the likelihood that any of such assumptions will coincide with actual market conditions or events, and this material should not be relied upon for such purposes. In addition, we mutually agree that, subject to applicable law, you may disclose any and all aspects of any potential transaction or structure described herein that are necessary to support any U.S. federal income tax benefits, without Goldman Sachs imposing any limitation of any kind. Further information regarding this material may be obtained upon request.*

# CMO RFMSI 05S2 A1

## Scenario Report (Intex)



Generated: 02/10/2005 18:47:46

Page 2 of 6

CUSIP	Monthly	As Of	3/05	Pricing	2/10/05	Original	25,000,000.00
Description:	Senior			Settle	3/24/05	Balance	25,000,000.00
Coupon:	5.250%			Next Proj	4/25/05	Factor	1.00000000
Collateral:	Cpn 5.50 WAC 5.85 WAM 358 WALA 1			Stated Final	0/0/00	Delay	24
Historical CPR's:	3/05= 2/05= 1/05= 3mo= 6mo= 12mo= SI=						
Curve:	3m= 6m= 1yr= 2yr= 3yr= 4yr= 5yr= 7yr= 10yr= 30yr=						

Input	Output	PSA	PSA	PSA	PSA	PSA	PSA
97-00	Yield	5.599	5.520	5.546	5.599	5.687	5.816
97-01	Yield	5.596	5.517	5.544	5.596	5.682	5.810
97-02	Yield	5.592	5.514	5.541	5.592	5.678	5.803
97-03	Yield	5.589	5.512	5.538	5.589	5.673	5.797
97-04	Yield	5.585	5.509	5.535	5.585	5.668	5.791
97-05	Yield	5.582	5.507	5.532	5.582	5.664	5.785
97-06	Yield	5.578	5.504	5.529	5.578	5.659	5.779
97-07	Yield	5.575	5.502	5.526	5.575	5.655	5.773
97-08	Yield	5.571	5.499	5.524	5.571	5.650	5.767
97-09	Yield	5.568	5.497	5.521	5.568	5.646	5.761
97-10	Yield	5.564	5.494	5.518	5.564	5.641	5.755
97-11	Yield	5.561	5.492	5.515	5.561	5.637	5.749
97-12	Yield	5.557	5.489	5.512	5.557	5.632	5.743
97-13	Yield	5.554	5.486	5.509	5.554	5.628	5.737
97-14	Yield	5.550	5.484	5.506	5.550	5.623	5.731
97-15	Yield	5.547	5.481	5.504	5.547	5.619	5.725
97-16	Yield	5.544	5.479	5.501	5.544	5.614	5.719
97-17	Yield	5.540	5.476	5.498	5.540	5.610	5.712
97-18	Yield	5.537	5.474	5.495	5.537	5.605	5.706
97-19	Yield	5.533	5.471	5.492	5.533	5.601	5.700
97-20	Yield	5.530	5.469	5.489	5.530	5.596	5.694
97-21	Yield	5.526	5.466	5.486	5.526	5.592	5.688
97-22	Yield	5.523	5.464	5.484	5.523	5.587	5.682
97-23	Yield	5.519	5.461	5.481	5.519	5.583	5.676
97-24	Yield	5.516	5.459	5.478	5.516	5.578	5.670
97-25	Yield	5.512	5.456	5.475	5.512	5.574	5.664
97-26	Yield	5.509	5.454	5.472	5.509	5.569	5.658
97-27	Yield	5.505	5.451	5.469	5.505	5.565	5.652
97-28	Yield	5.502	5.449	5.467	5.502	5.560	5.646
97-29	Yield	5.498	5.446	5.464	5.498	5.556	5.640
97-30	Yield	5.495	5.444	5.461	5.495	5.551	5.634
97-31	Yield	5.492	5.441	5.458	5.492	5.547	5.628
98-00	Yield	5.488	5.439	5.455	5.488	5.542	5.622
98-01	Yield	5.485	5.436	5.452	5.485	5.538	5.616
98-02	Yield	5.481	5.434	5.450	5.481	5.533	5.610

*This material is for your private information, and we are not soliciting any action based upon it. Certain transactions, including those involving futures, options and high yield securities, give rise to substantial risk and are not suitable for all investors. Opinions expressed are our present opinions only. This material is based upon information that we consider reliable, but we do not represent it as accurate or complete. We or persons involved in the preparation or issuance of this material, may from time to time have positions or conduct transactions in the securities mentioned herein. This material has been issued by Goldman Sachs & Co. and has been approved by Goldman Sachs International, a member of The Securities and Futures Authority, in connection with distribution in the United Kingdom, and by Goldman Sachs Canada in connection with distribution in Canada. Additional information on any of the securities, futures or options mentioned in this material may be obtained upon request. For this purpose, persons in Italy should contact Goldman Sachs S.I.M. S.P.A. in Milan, or at its London branch office at 133 Fleet Street. Goldman Sachs International may have acted upon or used this research prior to, or immediately following its publication.*

# CMO RFMSI 05S2 A1

## Scenario Report (Intex)

Goldman Sachs
------------------

Generated: 02/10/2005 18:47:46

Page 3 of 6

CUSIP	Monthly	As Of	3/05	Pricing	2/10/05	Original	25,000,000.00
Description:	Senior			Settle	3/24/05	Balance	25,000,000.00
Coupon:	5.250%			Next Proj	4/25/05	Factor	1.00000000
Collateral:	Cpn 5.50 WAC 5.85 WAM 358 WALA 1			Stated Final	0/0/00	Delay	24
Historical CPR's:	3/05= 2/05= 1/05= 3mo= 6mo= 12mo= SI=						
Curve:	3m= 6m= 1yr= 2yr= 3yr= 4yr= 5yr= 7yr= 10yr= 30yr=						

Input	Output	PSA	PSA	PSA	PSA	PSA	PSA
98-03	Yield	5.478	5.431	5.447	5.478	5.529	5.604
98-04	Yield	5.474	5.429	5.444	5.474	5.524	5.598
98-05	Yield	5.471	5.426	5.441	5.471	5.520	5.592
98-06	Yield	5.467	5.424	5.438	5.467	5.515	5.586
98-07	Yield	5.464	5.421	5.436	5.464	5.511	5.580
98-08	Yield	5.460	5.419	5.433	5.460	5.506	5.574
98-09	Yield	5.457	5.416	5.430	5.457	5.502	5.568
98-10	Yield	5.454	5.414	5.427	5.454	5.497	5.562
98-11	Yield	5.450	5.411	5.424	5.450	5.493	5.556
98-12	Yield	5.447	5.409	5.421	5.447	5.488	5.550
98-13	Yield	5.443	5.406	5.419	5.443	5.484	5.544
98-14	Yield	5.440	5.404	5.416	5.440	5.479	5.538
98-15	Yield	5.436	5.401	5.413	5.436	5.475	5.532
98-16	Yield	5.433	5.399	5.410	5.433	5.471	5.526
98-17	Yield	5.430	5.396	5.407	5.430	5.466	5.520
98-18	Yield	5.426	5.394	5.405	5.426	5.462	5.514
98-19	Yield	5.423	5.391	5.402	5.423	5.457	5.508
98-20	Yield	5.419	5.389	5.399	5.419	5.453	5.502
98-21	Yield	5.416	5.386	5.396	5.416	5.448	5.496
98-22	Yield	5.412	5.384	5.393	5.412	5.444	5.490
98-23	Yield	5.409	5.381	5.391	5.409	5.439	5.484
98-24	Yield	5.406	5.379	5.388	5.406	5.435	5.478
98-25	Yield	5.402	5.376	5.385	5.402	5.430	5.472
98-26	Yield	5.399	5.374	5.382	5.399	5.426	5.466
98-27	Yield	5.395	5.371	5.379	5.395	5.422	5.461
98-28	Yield	5.392	5.369	5.377	5.392	5.417	5.455
98-29	Yield	5.389	5.366	5.374	5.389	5.413	5.449
98-30	Yield	5.385	5.364	5.371	5.385	5.408	5.443
98-31	Yield	5.382	5.361	5.368	5.382	5.404	5.437
99-00	Yield	5.378	5.359	5.365	5.378	5.399	5.431
99-01	Yield	5.375	5.356	5.363	5.375	5.395	5.425
99-02	Yield	5.371	5.354	5.360	5.371	5.391	5.419
99-03	Yield	5.368	5.351	5.357	5.368	5.386	5.413
99-04	Yield	5.365	5.349	5.354	5.365	5.382	5.407
99-05	Yield	5.361	5.347	5.352	5.361	5.377	5.401

*This material is for your private information, and we are not soliciting any action based upon it. Certain transactions, including those involving futures, options and high yield securities, give rise to substantial risk and are not suitable for all investors. Opinions expressed are our present opinions only. This material is based upon information that we consider reliable, but we do not represent it as accurate or complete. We or persons involved in the preparation or issuance of this material, may from time to time have positions or conduct transactions in the securities mentioned herein. This material has been issued by Goldman Sachs & Co. and has been approved by Goldman Sachs International, a member of The Securities and Futures Authority, in connection with distribution in the United Kingdom, and by Goldman Sachs Canada in connection with distribution in Canada. Additional information on any of the securities, futures or options mentioned in this material may be obtained upon request. For this purpose, persons in Italy should contact Goldman Sachs S.I.M. S.P.A. in Milan, or at its London branch office at 133 Fleet Street. Goldman Sachs International may have acted upon or used this research prior to, or immediately following its publication.*

# CMO RFMSI 05S2 A1

## Scenario Report (Intex)

Goldman Sachs
------------------

Generated: 02/10/2005 18:47:46

Page 4 of 6

CUSIP	Monthly	As Of	3/05	Pricing	2/10/05	Original	25,000,000.00
Description:	Senior			Settle	3/24/05	Balance	25,000,000.00
Coupon:	5.250%			Next Proj	4/25/05	Factor	1.00000000
Collateral:	Cpn 5.50 WAC 5.85 WAM 358 WALA 1			Stated Final	0/0/00	Delay	24
Historical CPR's:	3/05= 2/05= 1/05= 3mo= 6mo= 12mo=			SI=			
Curve:	3m= 6m= 1yr= 2yr= 3yr= 4yr= 5yr= 7yr= 10yr= 30yr=						

Input	Output	PSA	PSA	PSA	PSA	PSA	PSA
99-06	Yield	5.358	5.344	5.349	5.358	5.373	5.395
99-07	Yield	5.354	5.342	5.346	5.354	5.369	5.389
99-08	Yield	5.351	5.339	5.343	5.351	5.364	5.383
99-09	Yield	5.348	5.337	5.340	5.348	5.360	5.377
99-10	Yield	5.344	5.334	5.338	5.344	5.355	5.372
99-11	Yield	5.341	5.332	5.335	5.341	5.351	5.366
99-12	Yield	5.338	5.329	5.332	5.338	5.346	5.360
99-13	Yield	5.334	5.327	5.329	5.334	5.342	5.354
99-14	Yield	5.331	5.324	5.327	5.331	5.338	5.348
99-15	Yield	5.327	5.322	5.324	5.327	5.333	5.342
99-16	Yield	5.324	5.320	5.321	5.324	5.329	5.336
99-17	Yield	5.321	5.317	5.318	5.321	5.324	5.330
99-18	Yield	5.317	5.315	5.315	5.317	5.320	5.324
99-19	Yield	5.314	5.312	5.313	5.314	5.316	5.318
99-20	Yield	5.310	5.310	5.310	5.310	5.311	5.312
99-21	Yield	5.307	5.307	5.307	5.307	5.307	5.307
99-22	Yield	5.304	5.305	5.304	5.304	5.302	5.301
99-23	Yield	5.300	5.302	5.302	5.300	5.298	5.295
99-24	Yield	5.297	5.300	5.299	5.297	5.294	5.289
99-25	Yield	5.294	5.297	5.296	5.294	5.289	5.283
99-26	Yield	5.290	5.295	5.293	5.290	5.285	5.277
99-27	Yield	5.287	5.293	5.291	5.287	5.281	5.271
99-28	Yield	5.283	5.290	5.288	5.283	5.276	5.265
99-29	Yield	5.280	5.288	5.285	5.280	5.272	5.260
99-30	Yield	5.277	5.285	5.282	5.277	5.267	5.254
99-31	Yield	5.273	5.283	5.280	5.273	5.263	5.248
100-00	Yield	5.270	5.280	5.277	5.270	5.259	5.242
100-01	Yield	5.267	5.278	5.274	5.267	5.254	5.236
100-02	Yield	5.263	5.276	5.271	5.263	5.250	5.230
100-03	Yield	5.260	5.273	5.269	5.260	5.246	5.224
100-04	Yield	5.257	5.271	5.266	5.257	5.241	5.218
100-05	Yield	5.253	5.268	5.263	5.253	5.237	5.213
100-06	Yield	5.250	5.266	5.260	5.250	5.233	5.207
100-07	Yield	5.247	5.263	5.258	5.247	5.228	5.201
100-08	Yield	5.243	5.261	5.255	5.243	5.224	5.195

*This material is for your private information, and we are not soliciting any action based upon it. Certain transactions, including those involving futures, options and high yield securities, give rise to substantial risk and are not suitable for all investors. Opinions expressed are our present opinions only. This material is based upon information that we consider reliable, but we do not represent it as accurate or complete. We or persons involved in the preparation or issuance of this material, may from time to time have positions or conduct transactions in the securities mentioned herein. This material has been issued by Goldman Sachs & Co. and has been approved by Goldman Sachs International, a member of The Securities and Futures Authority, in connection with distribution in the United Kingdom, and by Goldman Sachs Canada in connection with distribution in Canada. Additional information on any of the securities, futures or options mentioned in this material may be obtained upon request. For this purpose, persons in Italy should contact Goldman Sachs S.I.M. S.P.A. in Milan, or at its London branch office at 133 Fleet Street. Goldman Sachs International may have acted upon or used this research prior to, or immediately following its publication.*

# CMO RFMSI 05S2 A1

## Scenario Report (Intex)



Generated: 02/10/2005 18:47:46

Page 5 of 6

CUSIP	Monthly	As Of	3/05	Pricing	2/10/05	Original	25,000,000.00
Description: Senior				Settle	3/24/05	Balance	25,000,000.00
Coupon: 5.250%				Next Proj	4/25/05	Factor	1.00000000
Collateral: Cpn 5.50 WAC 5.85 WAM 358 WALA 1				Stated Final	0/0/00	Delay	24
Historical CPR's: 3/05= 2/05= 1/05= 3mo= 6mo= 12mo= SI=							
Curve: 3m= 6m= 1yr= 2yr= 3yr= 4yr= 5yr= 7yr= 10yr= 30yr=							

Input	Output	PSA	PSA	PSA	PSA	PSA	PSA
100-09	Yield	5.240	5.259	5.252	5.240	5.219	5.189
100-10	Yield	5.237	5.256	5.250	5.237	5.215	5.183
100-11	Yield	5.233	5.254	5.247	5.233	5.211	5.178
100-12	Yield	5.230	5.251	5.244	5.230	5.206	5.172
100-13	Yield	5.226	5.249	5.241	5.226	5.202	5.166
100-14	Yield	5.223	5.246	5.239	5.223	5.198	5.160
100-15	Yield	5.220	5.244	5.236	5.220	5.193	5.154
100-16	Yield	5.216	5.242	5.233	5.216	5.189	5.148
100-17	Yield	5.213	5.239	5.230	5.213	5.185	5.143
100-18	Yield	5.210	5.237	5.228	5.210	5.180	5.137
100-19	Yield	5.206	5.234	5.225	5.206	5.176	5.131
100-20	Yield	5.203	5.232	5.222	5.203	5.172	5.125
100-21	Yield	5.200	5.230	5.219	5.200	5.167	5.119
100-22	Yield	5.196	5.227	5.217	5.196	5.163	5.113
100-23	Yield	5.193	5.225	5.214	5.193	5.159	5.108
100-24	Yield	5.190	5.222	5.211	5.190	5.154	5.102
100-25	Yield	5.186	5.220	5.209	5.186	5.150	5.096
100-26	Yield	5.183	5.218	5.206	5.183	5.146	5.090
100-27	Yield	5.180	5.215	5.203	5.180	5.141	5.084
100-28	Yield	5.177	5.213	5.200	5.177	5.137	5.079
100-29	Yield	5.173	5.210	5.198	5.173	5.133	5.073
100-30	Yield	5.170	5.208	5.195	5.170	5.128	5.067
100-31	Yield	5.167	5.206	5.192	5.167	5.124	5.061
101-00	Yield	5.163	5.203	5.190	5.163	5.120	5.055
101-01	Yield	5.160	5.201	5.187	5.160	5.116	5.050
101-02	Yield	5.157	5.198	5.184	5.157	5.111	5.044
101-03	Yield	5.153	5.196	5.182	5.153	5.107	5.038
101-04	Yield	5.150	5.194	5.179	5.150	5.103	5.032
101-05	Yield	5.147	5.191	5.176	5.147	5.098	5.026
101-06	Yield	5.143	5.189	5.173	5.143	5.094	5.021
101-07	Yield	5.140	5.186	5.171	5.140	5.090	5.015
101-08	Yield	5.137	5.184	5.168	5.137	5.085	5.009
101-09	Yield	5.133	5.182	5.165	5.133	5.081	5.003
101-10	Yield	5.130	5.179	5.163	5.130	5.077	4.997
101-11	Yield	5.127	5.177	5.160	5.127	5.072	4.992

*This material is for your private information, and we are not soliciting any action based upon it. Certain transactions, including those involving futures, options and high yield securities, give rise to substantial risk and are not suitable for all investors. Opinions expressed are our present opinions only. This material is based upon information that we consider reliable, but we do not represent it as accurate or complete. We or persons involved in the preparation or issuance of this material, may from time to time have positions or conduct transactions in the securities mentioned herein. This material has been issued by Goldman Sachs & Co. and has been approved by Goldman Sachs International, a member of The Securities and Futures Authority, in connection with distribution in the United Kingdom, and by Goldman Sachs Canada in connection with distribution in Canada. Additional information on any of the securities, futures or options mentioned in this material may be obtained upon request. For this purpose, persons in Italy should contact Goldman Sachs S.I.M. S.P.A. in Milan, or at its London branch office at 133 Fleet Street. Goldman Sachs International may have acted upon or used this research prior to, or immediately following its publication.*



# CMO RFMSI 05S2 A1

## Scenario Report (Intex)



Generated: 02/10/2005 18:47:46

Page 6 of 6

CUSIP	Monthly	As Of	3/05	Pricing	2/10/05	Original	25,000,000.00
Description:	Senior			Settle	3/24/05	Balance	25,000,000.00
Coupon:	5.250%			Next Proj	4/25/05	Factor	1.00000000
Collateral:	Cpn 5.50	WAC 5.85	WAM 358	WALA 1	Stated Final	0/0/00	Delay
Historical CPR's:	3/05=	2/05=	1/05=	3mo=	6mo=	12mo=	SI=
Curve:	3m=	6m=	1yr=	2yr=	3yr=	4yr=	5yr=
	7yr=	10yr=	30yr=				

Input	Output	PSA	PSA	PSA	PSA	PSA	PSA
101-12	Yield	5.124	5.174	5.157	5.124	5.068	4.986
101-13	Yield	5.120	5.172	5.155	5.120	5.064	4.980
101-14	Yield	5.117	5.170	5.152	5.117	5.060	4.974
101-15	Yield	5.114	5.167	5.149	5.114	5.055	4.969
101-16	Yield	5.110	5.165	5.146	5.110	5.051	4.963
101-17	Yield	5.107	5.163	5.144	5.107	5.047	4.957
101-18	Yield	5.104	5.160	5.141	5.104	5.042	4.951
101-19	Yield	5.100	5.158	5.138	5.100	5.038	4.946
101-20	Yield	5.097	5.155	5.136	5.097	5.034	4.940
101-21	Yield	5.094	5.153	5.133	5.094	5.030	4.934
101-22	Yield	5.091	5.151	5.130	5.091	5.025	4.928
101-23	Yield	5.087	5.148	5.128	5.087	5.021	4.923
101-24	Yield	5.084	5.146	5.125	5.084	5.017	4.917
101-25	Yield	5.081	5.144	5.122	5.081	5.013	4.911
101-26	Yield	5.078	5.141	5.120	5.078	5.008	4.905
101-27	Yield	5.074	5.139	5.117	5.074	5.004	4.900
101-28	Yield	5.071	5.136	5.114	5.071	5.000	4.894
101-29	Yield	5.068	5.134	5.112	5.068	4.995	4.888
101-30	Yield	5.064	5.132	5.109	5.064	4.991	4.882
101-31	Yield	5.061	5.129	5.106	5.061	4.987	4.877
102-00	Yield	5.058	5.127	5.104	5.058	4.983	4.871

*This material is for your private information, and we are not soliciting any action based upon it. Certain transactions, including those involving futures, options and high yield securities, give rise to substantial risk and are not suitable for all investors. Opinions expressed are our present opinions only. This material is based upon information that we consider reliable, but we do not represent it as accurate or complete. We or persons involved in the preparation or issuance of this material, may from time to time have positions or conduct transactions in the securities mentioned herein. This material has been issued by Goldman Sachs & Co. and has been approved by Goldman Sachs International, a member of The Securities and Futures Authority, in connection with distribution in the United Kingdom, and by Goldman Sachs Canada in connection with distribution in Canada. Additional information on any of the securities, futures or options mentioned in this material may be obtained upon request. For this purpose, persons in Italy should contact Goldman Sachs S.I.M. S.P.A. in Milan, or at its London branch office at 133 Fleet Street. Goldman Sachs International may have acted upon or used this research prior to, or immediately following its publication.*

ID#	Coll Type	Gross Cou	Net Coupo	F Net Coupo	Cut Off Date	Balance	Original Ba Remaining	Original An Remaining	Original Ba Age
1	MORTGAC	5.85	0.35	5.5	180412371.2	1.8E+08	358	359	359
2	MORTGAC	5.85	0.35	5.5	77319587.64	77319588	240	359	360

ID#	Original IO Remaining IO period
1	
1	120 119

Pyrules:  
 Pay 1Z accruals to 1V1, 1V2 sequentially to zero, then to 1Z.

Pay 1NAS to NAS schedule  
 Period 0-36 A1 is locked out of all payments.  
 Starting in period 37, pay \$25,000 to A1.  
 Pay pro rata:

- 50% as follows:
  - 1P1, 1P2, 1P3 pro rata to schedule
  - 1SUP to zero.
  - 1P1, 1P2, 1P3 pro rata to zero
  - Pay 1V1, 1V2, 1Z sequentially to zero.

50% as follows:  
 Pay 1G1, 1G2 sequentially to zero.

Pay A1 to zero.  
 Pay 1NAS to zero.

A1 is locked out for the first 36 months

1P4 notional w/ 22.7272727017436% of 1P1+1P2+1P3  
 AIO ntl w/ 4.54545452% of A1

NAS schedule is defined as follows:

NAS schedule is defined as follows:

1. For months 0-60 the NAS is locked out of all payments.

# RFS1BBG - Stack Price/Yield

Settle 03/24/2005

First Payment 04/25/2005

	1	2	3	4	5
COLLAT					
Price	100	100	100	100	100
Yield	5.53089	5.50681	5.48169	5.45764	5.43508
WAL	19.91887	9.37070	5.76969	4.17851	3.31663
Mod Durn	11.268	6.476	4.485	3.465	2.856
Mod Convexity	1.956	0.735	0.354	0.206	0.136
Principal Window	Apr05 - Feb35	Apr05 - Feb35	Apr05 - Feb35	Apr05 - Feb35	Apr05 - Feb35
Price	100-00	100-00	100-00	100-00	100-00
1NAS					
Price	100	100	100	100	100
Yield	5.53220	5.52315	5.51642	5.51126	5.50240
WAL	20.83514	13.92321	10.95375	9.40226	7.60541
Mod Durn	11.738	9.099	7.794	7.024	6.002
Mod Convexity	2.055	1.201	0.840	0.657	0.460
Principal Window	Apr10 - Feb35	Apr10 - Feb35	Apr10 - Feb35	Apr10 - Feb35	Apr10 - Feb35
Price	100-00	100-00	100-00	100-00	100-00
A1					
Price	100	100	100	100	100
Yield	5.28127	5.27911	5.27004	5.25108	5.22796
WAL	25.21939	21.30900	13.54589	7.79077	5.11514
Mod Durn	13.205	12.205	9.269	6.167	4.380
Mod Convexity	2.703	2.202	1.172	0.489	0.231
Principal Window	Apr08 - Feb35	Apr08 - Feb35	Apr08 - Feb35	Apr08 - Feb35	Apr08 - Apr11
Price	100-00	100-00	100-00	100-00	100-00
AIO					
Price	10	10	10	10	10
Yield	58.96124	58.96077	58.86505	57.38229	53.31178
WAL	25.21939	21.30900	13.54589	7.79077	5.11514
Mod Durn	1.511	1.510	1.500	1.424	1.308
Mod Convexity	0.050	0.050	0.049	0.041	0.033
Principal Window	NA - NA	NA - NA	NA - NA	NA - NA	NA - NA
Price	10-00	10-00	10-00	10-00	10-00
1G1					
Price	100	100	100	100	100
Yield	5.52912	5.48667	5.44123	5.40543	5.37616
WAL	18.16694	6.06590	3.44611	2.58158	2.14500
Mod Durn	10.685	4.775	2.998	2.319	1.956
Mod Convexity	1.746	0.366	0.134	0.079	0.057
Principal Window	Apr05 - Sep32	Apr05 - Feb20	Apr05 - Aug12	Apr05 - Feb10	Apr05 - Feb09
Price	100-00	100-00	100-00	100-00	100-00
1G2					
Price	100	100	100	100	100
Yield	5.53727	5.52950	5.50822	5.48336	5.46303

	WAL	28.20038	17.07158	8.52296	5.42072	4.18355
	Mod Durn	14.017	10.803	6.635	4.574	3.648
	Mod Convexity	2.962	1.575	0.543	0.252	0.161
	Principal Window	Sep32 - Jan34	Feb20 - Nov24	Aug12 - Apr15	Feb10 - Mar11	Feb09 - Sep09
	Price	100-00	100-00	100-00	100-00	100-00
	1P1					
Price		100	100	100	100	100
	Yield	4.00294	3.92437	3.89343	3.88081	3.86480
	WAL	11.47706	2.64250	2.03367	1.85875	1.67317
	Mod Durn	8.724	2.442	1.903	1.746	1.580
	Mod Convexity	1.080	0.085	0.055	0.048	0.039
	Principal Window	Apr05 - Jun23	Apr05 - Oct09	Apr05 - Feb09	Apr05 - Jun08	Apr05 - Dec07
	Price	100-00	100-00	100-00	100-00	100-00
	1P2					
Price		100	100	100	100	100
	Yield	4.25483	4.17132	4.13840	4.12496	4.10795
	WAL	11.47706	2.64250	2.03367	1.85875	1.67317
	Mod Durn	8.585	2.430	1.895	1.739	1.574
	Mod Convexity	1.054	0.084	0.055	0.047	0.039
	Principal Window	Apr05 - Jun23	Apr05 - Oct09	Apr05 - Feb09	Apr05 - Jun08	Apr05 - Dec07
	Price	100-00	100-00	100-00	100-00	100-00
	1P3					
Price		100	100	100	100	100
	Yield	4.50692	4.41846	4.38356	4.36931	4.35129
	WAL	11.47706	2.64250	2.03367	1.85875	1.67317
	Mod Durn	8.449	2.419	1.887	1.732	1.569
	Mod Convexity	1.028	0.084	0.054	0.047	0.039
	Principal Window	Apr05 - Jun23	Apr05 - Oct09	Apr05 - Feb09	Apr05 - Jun08	Apr05 - Dec07
	Price	100-00	100-00	100-00	100-00	100-00
	1P4					
Price		10	10	10	10	10
	Yield	55.29271	24.06259	6.04067	-1.14673	-10.60038
	WAL	11.47706	2.64250	2.03367	1.85875	1.67317
	Mod Durn	1.524	1.224	1.219	1.225	1.185
	Mod Convexity	0.051	0.028	0.028	0.028	0.026
	Principal Window	NA - NA	NA - NA	NA - NA	NA - NA	NA - NA
	Price	10-00	10-00	10-00	10-00	10-00
	1SUP					
Price		100	100	100	100	100
	Yield	5.53318	5.49085	5.43654	5.37641	5.32828
	WAL	20.86761	6.10502	3.24092	2.13007	1.67288
	Mod Durn	12.118	5.047	2.887	1.959	1.558
	Mod Convexity	2.063	0.313	0.106	0.051	0.034
	Principal Window	Jun23 - Jun28	Oct09 - Feb13	Mar07 - Aug09	Jun06 - Jan08	Feb06 - Jun07
	Price	100-00	100-00	100-00	100-00	100-00
	1V1					
Price		100	100	100	100	100
	Yield	5.48637	5.48246	5.45481	5.42923	5.40723
	WAL	5.92195	5.53659	3.88057	3.05733	2.58820

Mod Durn	4.755	4.525	3.373	2.730	2.345
Mod Convexity	0.338	0.297	0.153	0.099	0.073
Principal Window	Apr05 - Dec15	Apr05 - Sep13	Apr05 - Mar10	Apr05 - Dec08	Apr05 - Apr08
Price	100-00	100-00	100-00	100-00	100-00
1V2					
Price	100	100	100	100	100
Yield	5.52429	5.51181	5.48304	5.45842	5.43706
WAL	13.67884	9.28373	5.39423	3.97786	3.24121
Mod Durn	9.361	7.097	4.556	3.488	2.898
Mod Convexity	1.144	0.623	0.250	0.147	0.103
Principal Window	Dec15 - Jul21	Sep13 - Apr15	Mar10 - Jan11	Dec08 - Jun09	Apr08 - Aug08
Price	100-00	100-00	100-00	100-00	100-00
1Z					
Price	100	100	100	100	100
Yield	5.54767	5.53556	5.51238	5.48795	5.46762
WAL	26.19704	14.07038	7.47886	5.00785	3.93724
Mod Durn	23.260	13.148	7.173	4.851	3.822
Mod Convexity	5.634	1.853	0.561	0.261	0.166
Principal Window	Jun28 - Jan34	May15 - Nov24	Jan11 - Apr15	Jun09 - Mar11	Aug08 - Sep09
Price	100-00	100-00	100-00	100-00	100-00
SUB					
Price	100	100	100	100	100
Yield	5.53089	5.52166	5.51491	5.50997	5.50616
WAL	19.91887	13.38251	10.59355	9.17451	8.32563
Mod Durn	11.268	8.775	7.553	6.854	6.398
Mod Convexity	1.956	1.148	0.808	0.641	0.544
Principal Window	Apr05 - Feb35	Apr05 - Feb35	Apr05 - Feb35	Apr05 - Feb35	Apr05 - Feb35
Price	100-00	100-00	100-00	100-00	100-00
Prepay	0 PSA	150 PSA	300 PSA	450 PSA	600 PSA

# RFS1BBG - Dec - A1

Date	1	2	3	4	5
24-Mar-05	100	100	100	100	100
25-Mar-06	100	100	100	100	100
25-Mar-07	100	100	100	100	100
25-Mar-08	100	100	100	100	100
25-Mar-09	99	99	99	99	99
25-Mar-10	98	98	98	98	49
25-Mar-11	96	96	96	95	2
25-Mar-12	95	95	95	51	0
25-Mar-13	94	94	94	28	0
25-Mar-14	93	93	93	17	0
25-Mar-15	92	92	92	12	0
25-Mar-16	90	90	73	8	0
25-Mar-17	89	89	58	6	0
25-Mar-18	88	88	46	4	0
25-Mar-19	87	87	36	3	0
25-Mar-20	86	86	29	2	0
25-Mar-21	84	84	23	1	0
25-Mar-22	83	83	18	1	0
25-Mar-23	82	82	14	1	0
25-Mar-24	81	81	11 *		0
25-Mar-25	80	75	8 *		0
25-Mar-26	78	63	6 *		0
25-Mar-27	77	52	5 *		0
25-Mar-28	76	43	3 *		0
25-Mar-29	75	34	2 *		0
25-Mar-30	74	26	2 *		0
25-Mar-31	72	20	1 *		0
25-Mar-32	71	14	1 *		0
25-Mar-33	70	8 *	*		0
25-Mar-34	56	4 *	*		0
25-Mar-35	0	0	0	0	0

WAL 25.21939 21.309 13.54589 7.79077 5.11514

Principal Windt Apr08-Feb35 Apr08-Feb35 Apr08-Feb35 Apr08-Feb35 Apr08-Apr11

Prepay 0 PSA 150 PSA 300 PSA 450 PSA 600 PSA

# RFS1BBG - Dec - AIO

Date	1	2	3	4	5
24-Mar-05	100	100	100	100	100
25-Mar-06	100	100	100	100	100
25-Mar-07	100	100	100	100	100
25-Mar-08	100	100	100	100	100
25-Mar-09	99	99	99	99	99
25-Mar-10	98	98	98	98	49
25-Mar-11	96	96	96	95	2
25-Mar-12	95	95	95	51	0
25-Mar-13	94	94	94	28	0
25-Mar-14	93	93	93	17	0
25-Mar-15	92	92	92	12	0
25-Mar-16	90	90	73	8	0
25-Mar-17	89	89	58	6	0
25-Mar-18	88	88	46	4	0
25-Mar-19	87	87	36	3	0
25-Mar-20	86	86	29	2	0
25-Mar-21	84	84	23	1	0
25-Mar-22	83	83	18	1	0
25-Mar-23	82	82	14	1	0
25-Mar-24	81	81	11 *		0
25-Mar-25	80	75	8 *		0
25-Mar-26	78	63	6 *		0
25-Mar-27	77	52	5 *		0
25-Mar-28	76	43	3 *		0
25-Mar-29	75	34	2 *		0
25-Mar-30	74	26	2 *		0
25-Mar-31	72	20	1 *		0
25-Mar-32	71	14	1 *		0
25-Mar-33	70	8 *	*		0
25-Mar-34	56	4 *	*		0
25-Mar-35	0	0	0	0	0

WAL 25.21939 21.309 13.54589 7.79077 5.11514

Principal Window

Prepay 0 PSA 150 PSA 300 PSA 450 PSA 600 PSA

# RFS1BBG - Dec - 1P2

Date	1	2	3	4	5
24-Mar-05	100	100	100	100	100
25-Mar-06	97	90	82	75	71
25-Mar-07	94	68	45	45	45
25-Mar-08	91	40	20	13	0
25-Mar-09	88	13	0	0	0
25-Mar-10	85	0	0	0	0
25-Mar-11	82	0	0	0	0
25-Mar-12	78	0	0	0	0
25-Mar-13	75	0	0	0	0
25-Mar-14	71	0	0	0	0
25-Mar-15	67	0	0	0	0
25-Mar-16	61	0	0	0	0
25-Mar-17	54	0	0	0	0
25-Mar-18	46	0	0	0	0
25-Mar-19	39	0	0	0	0
25-Mar-20	30	0	0	0	0
25-Mar-21	21	0	0	0	0
25-Mar-22	12	0	0	0	0
25-Mar-23	2	0	0	0	0
25-Mar-24	0	0	0	0	0

WAL            11.47706        2.6425        2.03367        1.85875        1.67317  
 Principal Wind: Apr05-Jun23   Apr05-Oct09   Apr05-Feb09   Apr05-Jun08   Apr05-Dec07

Prepay        0 PSA        150 PSA        300 PSA        450 PSA        600 PSA



# RFS1BBG - Dec - 1P1

Date	1	2	3	4	5
24-Mar-05	100	100	100	100	100
25-Mar-06	97	90	82	75	71
25-Mar-07	94	68	45	45	45
25-Mar-08	91	40	20	13	0
25-Mar-09	88	13	0	0	0
25-Mar-10	85	0	0	0	0
25-Mar-11	82	0	0	0	0
25-Mar-12	78	0	0	0	0
25-Mar-13	75	0	0	0	0
25-Mar-14	71	0	0	0	0
25-Mar-15	67	0	0	0	0
25-Mar-16	61	0	0	0	0
25-Mar-17	54	0	0	0	0
25-Mar-18	46	0	0	0	0
25-Mar-19	39	0	0	0	0
25-Mar-20	30	0	0	0	0
25-Mar-21	21	0	0	0	0
25-Mar-22	12	0	0	0	0
25-Mar-23	2	0	0	0	0
25-Mar-24	0	0	0	0	0

WAL            11.47706      2.6425      2.03367      1.85875      1.67317  
 Principal Windr Apr05-Jun23   Apr05-Oct09   Apr05-Feb09   Apr05-Jun08   Apr05-Dec07

Prepay        0 PSA        150 PSA      300 PSA      450 PSA      600 PSA

**RFS1BBG - Dec - 1P3**

Date	1	2	3	4	5
24-Mar-05	100	100	100	100	100
25-Mar-06	97	90	82	75	71
25-Mar-07	94	68	45	45	45
25-Mar-08	91	40	20	13	0
25-Mar-09	88	13	0	0	0
25-Mar-10	85	0	0	0	0
25-Mar-11	82	0	0	0	0
25-Mar-12	78	0	0	0	0
25-Mar-13	75	0	0	0	0
25-Mar-14	71	0	0	0	0
25-Mar-15	67	0	0	0	0
25-Mar-16	61	0	0	0	0
25-Mar-17	54	0	0	0	0
25-Mar-18	46	0	0	0	0
25-Mar-19	39	0	0	0	0
25-Mar-20	30	0	0	0	0
25-Mar-21	21	0	0	0	0
25-Mar-22	12	0	0	0	0
25-Mar-23	2	0	0	0	0
25-Mar-24	0	0	0	0	0

WAL	11.47706	2.6425	2.03367	1.85875	1.67317
Principal Windr	Apr05-Jun23	Apr05-Oct09	Apr05-Feb09	Apr05-Jun08	Apr05-Dec07
Prepay	0 PSA	150 PSA	300 PSA	450 PSA	600 PSA

# RFS1BBG - Dec - 1P4

Date	1	2	3	4	5
24-Mar-05	100	100	100	100	100
25-Mar-06	97	90	82	75	71
25-Mar-07	94	68	45	45	45
25-Mar-08	91	40	20	13	0
25-Mar-09	88	13	0	0	0
25-Mar-10	85	0	0	0	0
25-Mar-11	82	0	0	0	0
25-Mar-12	78	0	0	0	0
25-Mar-13	75	0	0	0	0
25-Mar-14	71	0	0	0	0
25-Mar-15	67	0	0	0	0
25-Mar-16	61	0	0	0	0
25-Mar-17	54	0	0	0	0
25-Mar-18	46	0	0	0	0
25-Mar-19	39	0	0	0	0
25-Mar-20	30	0	0	0	0
25-Mar-21	21	0	0	0	0
25-Mar-22	12	0	0	0	0
25-Mar-23	2	0	0	0	0
25-Mar-24	0	0	0	0	0

WAL 11.47706 2.6425 2.03367 1.85875 1.67317

Principal Window

Prepay 0 PSA 150 PSA 300 PSA 450 PSA 600 PSA

# RFS1BBG - Dec - 1SUP

Date	1	2	3	4	5
24-Mar-05	100	100	100	100	100
25-Mar-06	100	100	100	100	94
25-Mar-07	100	100	98	58	20
25-Mar-08	100	100	56	0	0
25-Mar-09	100	100	21	0	0
25-Mar-10	100	83	0	0	0
25-Mar-11	100	50	0	0	0
25-Mar-12	100	21	0	0	0
25-Mar-13	100	0	0	0	0
25-Mar-14	100	0	0	0	0
25-Mar-15	100	0	0	0	0
25-Mar-16	100	0	0	0	0
25-Mar-17	100	0	0	0	0
25-Mar-18	100	0	0	0	0
25-Mar-19	100	0	0	0	0
25-Mar-20	100	0	0	0	0
25-Mar-21	100	0	0	0	0
25-Mar-22	100	0	0	0	0
25-Mar-23	100	0	0	0	0
25-Mar-24	86	0	0	0	0
25-Mar-25	67	0	0	0	0
25-Mar-26	48	0	0	0	0
25-Mar-27	27	0	0	0	0
25-Mar-28	5	0	0	0	0
25-Mar-29	0	0	0	0	0

WAL            20.86761      6.10502      3.24092      2.13007      1.67288  
 Principal Wind: Jun23-Jun28   Oct09-Feb13   Mar07-Aug09   Jun06-Jan08   Feb06-Jun07

Prepay        0 PSA        150 PSA      300 PSA      450 PSA      600 PSA

## RFS1BBG - Dec - 1V1

Date	1	2	3	4	5
24-Mar-05	100	100	100	100	100
25-Mar-06	93	93	93	93	93
25-Mar-07	86	86	86	86	86
25-Mar-08	78	78	78	78	1
25-Mar-09	69	69	69	0	0
25-Mar-10	61	61	0	0	0
25-Mar-11	51	51	0	0	0
25-Mar-12	41	41	0	0	0
25-Mar-13	31	24	0	0	0
25-Mar-14	20	0	0	0	0
25-Mar-15	9	0	0	0	0
25-Mar-16	0	0	0	0	0

WAL 5.92195 5.53659 3.88057 3.05733 2.5882

Principal Windr Apr05-Dec15 Apr05-Sep13 Apr05-Mar10 Apr05-Dec08 Apr05-Apr08

Prepay 0 PSA 150 PSA 300 PSA 450 PSA 600 PSA

# RFS1BBG - Dec - 1V2

Date	1	2	3	4	5
24-Mar-05	100	100	100	100	100
25-Mar-06	100	100	100	100	100
25-Mar-07	100	100	100	100	100
25-Mar-08	100	100	100	100	100
25-Mar-09	100	100	100	37	0
25-Mar-10	100	100	90	0	0
25-Mar-11	100	100	0	0	0
25-Mar-12	100	100	0	0	0
25-Mar-13	100	100	0	0	0
25-Mar-14	100	64	0	0	0
25-Mar-15	100	4	0	0	0
25-Mar-16	96	0	0	0	0
25-Mar-17	79	0	0	0	0
25-Mar-18	63	0	0	0	0
25-Mar-19	45	0	0	0	0
25-Mar-20	26	0	0	0	0
25-Mar-21	6	0	0	0	0
25-Mar-22	0	0	0	0	0

WAL            13.67884      9.28373      5.39423      3.97786      3.24121  
 Principal Windr Dec15-Jul21   Sep13-Apr15   Mar10-Jan11   Dec08-Jun09   Apr08-Aug08

Prepay        0 PSA        150 PSA      300 PSA      450 PSA      600 PSA

## RFS1BBG - Dec - 1Z

Date	1	2	3	4	5
24-Mar-05	100	100	100	100	100
25-Mar-06	106	106	106	106	106
25-Mar-07	112	112	112	112	112
25-Mar-08	118	118	118	118	118
25-Mar-09	125	125	125	125	46
25-Mar-10	132	132	132	54	0
25-Mar-11	139	139	126	0	0
25-Mar-12	147	147	77	0	0
25-Mar-13	155	155	42	0	0
25-Mar-14	164	164	18	0	0
25-Mar-15	173	173 *		0	0
25-Mar-16	183	148	0	0	0
25-Mar-17	193	123	0	0	0
25-Mar-18	204	100	0	0	0
25-Mar-19	216	80	0	0	0
25-Mar-20	228	62	0	0	0
25-Mar-21	241	45	0	0	0
25-Mar-22	244	31	0	0	0
25-Mar-23	244	18	0	0	0
25-Mar-24	244	7	0	0	0
25-Mar-25	244	0	0	0	0
25-Mar-26	244	0	0	0	0
25-Mar-27	244	0	0	0	0
25-Mar-28	244	0	0	0	0
25-Mar-29	214	0	0	0	0
25-Mar-30	174	0	0	0	0
25-Mar-31	132	0	0	0	0
25-Mar-32	87	0	0	0	0
25-Mar-33	40	0	0	0	0
25-Mar-34	0	0	0	0	0

WAL 26.19704 14.07038 7.47886 5.00785 3.93724

Principal Wind Jun28-Jan34 May15-Nov24 Jan11-Apr15 Jun09-Mar11 Aug08-Sep09

Prepay 0 PSA 150 PSA 300 PSA 450 PSA 600 PSA

# RFS1BBG - Dec - 1G1

Date	1	2	3	4	5
24-Mar-05	100	100	100	100	100
25-Mar-06	99	96	92	89	86
25-Mar-07	97	86	75	65	55
25-Mar-08	96	74	54	36	20
25-Mar-09	95	62	36	14	0
25-Mar-10	93	52	21	0	0
25-Mar-11	92	43	10	0	0
25-Mar-12	91	36	2	0	0
25-Mar-13	89	29	0	0	0
25-Mar-14	88	23	0	0	0
25-Mar-15	86	19	0	0	0
25-Mar-16	83	14	0	0	0
25-Mar-17	80	10	0	0	0
25-Mar-18	77	6	0	0	0
25-Mar-19	73	3	0	0	0
25-Mar-20	70	0	0	0	0
25-Mar-21	66	0	0	0	0
25-Mar-22	62	0	0	0	0
25-Mar-23	57	0	0	0	0
25-Mar-24	53	0	0	0	0
25-Mar-25	48	0	0	0	0
25-Mar-26	43	0	0	0	0
25-Mar-27	37	0	0	0	0
25-Mar-28	31	0	0	0	0
25-Mar-29	25	0	0	0	0
25-Mar-30	18	0	0	0	0
25-Mar-31	11	0	0	0	0
25-Mar-32	4	0	0	0	0
25-Mar-33	0	0	0	0	0

WAL 18.16694 6.0659 3.44611 2.58158 2.145

Principal Wind: Apr05-Sep32 Apr05-Feb20 Apr05-Aug12 Apr05-Feb10 Apr05-Feb09

Prepay 0 PSA 150 PSA 300 PSA 450 PSA 600 PSA



# RFS1BBG - Dec - 1G2

Date	1	2	3	4	5
24-Mar-05	100	100	100	100	100
25-Mar-06	100	100	100	100	100
25-Mar-07	100	100	100	100	100
25-Mar-08	100	100	100	100	100
25-Mar-09	100	100	100	100	71
25-Mar-10	100	100	100	85	0
25-Mar-11	100	100	100	0	0
25-Mar-12	100	100	100	0	0
25-Mar-13	100	100	66	0	0
25-Mar-14	100	100	27	0	0
25-Mar-15	100	100 *		0	0
25-Mar-16	100	100	0	0	0
25-Mar-17	100	100	0	0	0
25-Mar-18	100	100	0	0	0
25-Mar-19	100	100	0	0	0
25-Mar-20	100	96	0	0	0
25-Mar-21	100	71	0	0	0
25-Mar-22	100	48	0	0	0
25-Mar-23	100	28	0	0	0
25-Mar-24	100	10	0	0	0
25-Mar-25	100	0	0	0	0
25-Mar-26	100	0	0	0	0
25-Mar-27	100	0	0	0	0
25-Mar-28	100	0	0	0	0
25-Mar-29	100	0	0	0	0
25-Mar-30	100	0	0	0	0
25-Mar-31	100	0	0	0	0
25-Mar-32	100	0	0	0	0
25-Mar-33	62	0	0	0	0
25-Mar-34	0	0	0	0	0

WAL 28.20038 17.07158 8.52296 5.42072 4.18355

Principal Wind: Sep32-Jan34 Feb20-Nov24 Aug12-Apr15 Feb10-Mar11 Feb09-Sep09

Prepay 0 PSA 150 PSA 300 PSA 450 PSA 600 PSA

# RFS1BBG - Dec - 1NAS

Date	1	2	3	4	5
24-Mar-05	100	100	100	100	100
25-Mar-06	100	100	100	100	100
25-Mar-07	100	100	100	100	100
25-Mar-08	100	100	100	100	100
25-Mar-09	100	100	100	100	100
25-Mar-10	100	100	100	100	100
25-Mar-11	99	96	93	89	85
25-Mar-12	97	91	84	77	50
25-Mar-13	96	85	73	62	29
25-Mar-14	94	77	61	47	17
25-Mar-15	93	69	50	34	11
25-Mar-16	90	61	39	24	7
25-Mar-17	88	54	31	17	4
25-Mar-18	85	47	25	12	3
25-Mar-19	82	42	20	8	2
25-Mar-20	78	36	16	6	1
25-Mar-21	75	32	12	4	1
25-Mar-22	71	27	9	3 *	
25-Mar-23	68	24	7	2 *	
25-Mar-24	63	20	6	1 *	
25-Mar-25	59	17	4	1 *	
25-Mar-26	55	14	3	1 *	
25-Mar-27	50	12	2 *	*	
25-Mar-28	45	10	2 *	*	
25-Mar-29	39	8	1 *	*	
25-Mar-30	33	6	1 *	*	
25-Mar-31	27	4	1 *	*	
25-Mar-32	21	3 *	*	*	
25-Mar-33	14	2 *	*	*	
25-Mar-34	7	1 *	*	*	
25-Mar-35	0	0	0	0	0

WAL            20.83514    13.92321    10.95375    9.40226    7.60541

Principal Windr Apr10-Feb35   Apr10-Feb35   Apr10-Feb35   Apr10-Feb35   Apr10-Feb35

Prepay        0 PSA        150 PSA     300 PSA     450 PSA     600 PSA

# RFS1BBG - Dec - SUB

Date	1	2	3	4	5
24-Mar-05	100	100	100	100	100
25-Mar-06	99	99	99	99	99
25-Mar-07	98	98	98	98	98
25-Mar-08	97	97	97	97	97
25-Mar-09	96	96	96	96	96
25-Mar-10	95	95	95	95	95
25-Mar-11	94	91	88	85	82
25-Mar-12	92	87	81	74	68
25-Mar-13	91	81	70	61	51
25-Mar-14	90	74	59	46	35
25-Mar-15	88	66	48	33	22
25-Mar-16	86	58	38	24	14
25-Mar-17	83	51	30	17	9
25-Mar-18	80	45	24	12	5
25-Mar-19	78	40	19	8	3
25-Mar-20	74	35	15	6	2
25-Mar-21	71	30	12	4	1
25-Mar-22	68	26	9	3	1
25-Mar-23	64	23	7	2 *	
25-Mar-24	60	19	5	1 *	
25-Mar-25	56	16	4	1 *	
25-Mar-26	52	14	3	1 *	
25-Mar-27	47	11	2 *	*	
25-Mar-28	42	9	2 *	*	
25-Mar-29	37	7	1 *	*	
25-Mar-30	32	6	1 *	*	
25-Mar-31	26	4	1 *	*	
25-Mar-32	20	3 *	*	*	
25-Mar-33	13	2 *	*	*	
25-Mar-34	6	1 *	*	*	
25-Mar-35	0	0	0	0	0

WAL 19.91887 13.38251 10.59355 9.17451 8.32563

Principal Windr Apr05-Feb35 Apr05-Feb35 Apr05-Feb35 Apr05-Feb35 Apr05-Feb35

Prepay 0 PSA 150 PSA 300 PSA 450 PSA 600 PSA

# RFS1BBG - Dec - DEAL\_PLUGIN

Date	1	2	3	4	5
24-Mar-05	100	100	100	100	100
25-Mar-06	99	97	95	92	90
25-Mar-07	98	90	83	75	68
25-Mar-08	97	82	68	55	44
25-Mar-09	96	73	55	40	28
25-Mar-10	95	66	44	29	18
25-Mar-11	94	59	36	21	11
25-Mar-12	92	53	29	15	7
25-Mar-13	91	48	23	11	4
25-Mar-14	90	43	19	8	3
25-Mar-15	88	38	15	6	2
25-Mar-16	86	34	12	4	1
25-Mar-17	83	30	10	3	1
25-Mar-18	80	26	8	2 *	
25-Mar-19	78	23	6	1 *	
25-Mar-20	74	20	5	1 *	
25-Mar-21	71	18	4	1 *	
25-Mar-22	68	15	3 *	*	
25-Mar-23	64	13	2 *	*	
25-Mar-24	60	11	2 *	*	
25-Mar-25	56	9	1 *	*	
25-Mar-26	52	8	1 *	*	
25-Mar-27	47	7	1 *	*	
25-Mar-28	42	5	1 *	*	
25-Mar-29	37	4 *	*	*	
25-Mar-30	32	3 *	*	*	
25-Mar-31	26	2 *	*	*	
25-Mar-32	20	2 *	*	*	
25-Mar-33	13	1 *	*	*	
25-Mar-34	6 *	*	*	*	
25-Mar-35	0	0	0	0	0

WAL 19.91887 9.3707 5.76969 4.17851 3.31663

Principal Windt Apr05-Feb35 Apr05-Feb35 Apr05-Feb35 Apr05-Feb35 Apr05-Feb35

Prepay 0 PSA 150 PSA 300 PSA 450 PSA 600 PSA

# RFS1BBG - Dec - #NETRATE

Date	1	2	3	4	5
24-Mar-05	0	0	0	0	0
25-Mar-06	0	0	0	0	0
25-Mar-07	0	0	0	0	0
25-Mar-08	0	0	0	0	0
25-Mar-09	0	0	0	0	0
25-Mar-10	0	0	0	0	0
25-Mar-11	0	0	0	0	0
25-Mar-12	0	0	0	0	0
25-Mar-13	0	0	0	0	0
25-Mar-14	0	0	0	0	0
25-Mar-15	0	0	0	0	0
25-Mar-16	0	0	0	0	0
25-Mar-17	0	0	0	0	0
25-Mar-18	0	0	0	0	0
25-Mar-19	0	0	0	0	0
25-Mar-20	0	0	0	0	0
25-Mar-21	0	0	0	0	0
25-Mar-22	0	0	0	0	0
25-Mar-23	0	0	0	0	0
25-Mar-24	0	0	0	0	0
25-Mar-25	0	0	0	0	0
25-Mar-26	0	0	0	0	0
25-Mar-27	0	0	0	0	0
25-Mar-28	0	0	0	0	0
25-Mar-29	0	0	0	0	0
25-Mar-30	0	0	0	0	0
25-Mar-31	0	0	0	0	0
25-Mar-32	0	0	0	0	0
25-Mar-33	0	0	0	0	0
25-Mar-34	0	0	0	0	0
25-Mar-35	0	0	0	0	0

WAL        NA    NA        NA        NA        NA

Principal Window

Prepay        0 PSA  150 PSA  300 PSA  450 PSA  600 PSA

**RFS1BBG - Dec - #1Z\_ACC**

Date	1	2	3	4	5
24-Mar-05	0	0	0	0	0
25-Mar-06	0	0	0	0	0
25-Mar-07	0	0	0	0	0
25-Mar-08	0	0	0	0	0
25-Mar-09	0	0	0	0	0
25-Mar-10	0	0	0	0	0
25-Mar-11	0	0	0	0	0
25-Mar-12	0	0	0	0	0
25-Mar-13	0	0	0	0	0
25-Mar-14	0	0	0	0	0
25-Mar-15	0	0	0	0	0
25-Mar-16	0	0	0	0	0
25-Mar-17	0	0	0	0	0
25-Mar-18	0	0	0	0	0
25-Mar-19	0	0	0	0	0
25-Mar-20	0	0	0	0	0
25-Mar-21	0	0	0	0	0
25-Mar-22	0	0	0	0	0
25-Mar-23	0	0	0	0	0
25-Mar-24	0	0	0	0	0
25-Mar-25	0	0	0	0	0
25-Mar-26	0	0	0	0	0
25-Mar-27	0	0	0	0	0
25-Mar-28	0	0	0	0	0
25-Mar-29	0	0	0	0	0
25-Mar-30	0	0	0	0	0
25-Mar-31	0	0	0	0	0
25-Mar-32	0	0	0	0	0
25-Mar-33	0	0	0	0	0
25-Mar-34	0	0	0	0	0
25-Mar-35	0	0	0	0	0

WAL        NA    NA    NA    NA    NA  
 Principal Window

Prepay        0 PSA  150 PSA  300 PSA  450 PSA  600 PSA

# RFS1BBG - Dec - #RESIDCASH

Date	1	2	3	4	5
24-Mar-05	0	0	0	0	0
25-Mar-06	0	0	0	0	0
25-Mar-07	0	0	0	0	0
25-Mar-08	0	0	0	0	0
25-Mar-09	0	0	0	0	0
25-Mar-10	0	0	0	0	0
25-Mar-11	0	0	0	0	0
25-Mar-12	0	0	0	0	0
25-Mar-13	0	0	0	0	0
25-Mar-14	0	0	0	0	0
25-Mar-15	0	0	0	0	0
25-Mar-16	0	0	0	0	0
25-Mar-17	0	0	0	0	0
25-Mar-18	0	0	0	0	0
25-Mar-19	0	0	0	0	0
25-Mar-20	0	0	0	0	0
25-Mar-21	0	0	0	0	0
25-Mar-22	0	0	0	0	0
25-Mar-23	0	0	0	0	0
25-Mar-24	0	0	0	0	0
25-Mar-25	0	0	0	0	0
25-Mar-26	0	0	0	0	0
25-Mar-27	0	0	0	0	0
25-Mar-28	0	0	0	0	0
25-Mar-29	0	0	0	0	0
25-Mar-30	0	0	0	0	0
25-Mar-31	0	0	0	0	0
25-Mar-32	0	0	0	0	0
25-Mar-33	0	0	0	0	0
25-Mar-34	0	0	0	0	0
25-Mar-35	0	0	0	0	0

WAL        NA    NA        NA        NA        NA

Principal Window

Prepay     0 PSA 150 PSA 300 PSA 450 PSA 600 PSA

# RFS1BBG - Dec - Class-RTL

Date	1	2	3	4	5
24-Mar-05	100	100	100	100	100
25-Mar-06	100	100	100	100	100
25-Mar-07	100	100	100	100	100
25-Mar-08	100	100	100	100	100
25-Mar-09	99	99	99	99	99
25-Mar-10	98	98	98	98	49
25-Mar-11	96	96	96	95	2
25-Mar-12	95	95	95	51	0
25-Mar-13	94	94	94	28	0
25-Mar-14	93	93	93	17	0
25-Mar-15	92	92	92	12	0
25-Mar-16	90	90	73	8	0
25-Mar-17	89	89	58	6	0
25-Mar-18	88	88	46	4	0
25-Mar-19	87	87	36	3	0
25-Mar-20	86	86	29	2	0
25-Mar-21	84	84	23	1	0
25-Mar-22	83	83	18	1	0
25-Mar-23	82	82	14	1	0
25-Mar-24	81	81	11 *		0
25-Mar-25	80	75	8 *		0
25-Mar-26	78	63	6 *		0
25-Mar-27	77	52	5 *		0
25-Mar-28	76	43	3 *		0
25-Mar-29	75	34	2 *		0
25-Mar-30	74	26	2 *		0
25-Mar-31	72	20	1 *		0
25-Mar-32	71	14	1 *		0
25-Mar-33	70	8 *	*		0
25-Mar-34	56	4 *	*		0
25-Mar-35	0	0	0	0	0

WAL 25.21939 21.309 13.54589 7.79077 5.11514

Principal Wind: Apr08-Feb35 Apr08-Feb35 Apr08-Feb35 Apr08-Feb35 Apr08-Apr11

Prepay 0 PSA 150 PSA 300 PSA 450 PSA 600 PSA



# RFS1BBG - Dec - Class-1PP

Date	1	2	3	4	5
24-Mar-05	100	100	100	100	100
25-Mar-06	97	90	82	75	71
25-Mar-07	94	68	45	45	45
25-Mar-08	91	40	20	13	0
25-Mar-09	88	13	0	0	0
25-Mar-10	85	0	0	0	0
25-Mar-11	82	0	0	0	0
25-Mar-12	78	0	0	0	0
25-Mar-13	75	0	0	0	0
25-Mar-14	71	0	0	0	0
25-Mar-15	67	0	0	0	0
25-Mar-16	61	0	0	0	0
25-Mar-17	54	0	0	0	0
25-Mar-18	46	0	0	0	0
25-Mar-19	39	0	0	0	0
25-Mar-20	30	0	0	0	0
25-Mar-21	21	0	0	0	0
25-Mar-22	12	0	0	0	0
25-Mar-23	2	0	0	0	0
25-Mar-24	0	0	0	0	0

WAL            11.47706      2.6425      2.03367      1.85875      1.67317  
 Principal Windr Apr05-Jun23   Apr05-Oct09   Apr05-Feb09   Apr05-Jun08   Apr05-Dec07

Prepay        0 PSA        150 PSA      300 PSA      450 PSA      600 PSA

## RFS1BBG - Dec - Class-P

<i>Date</i>	1	2	3	4	5
24-Mar-05	100	100	100	100	100
25-Mar-06	97	90	82	75	71
25-Mar-07	94	68	45	45	45
25-Mar-08	91	40	20	13	0
25-Mar-09	88	13	0	0	0
25-Mar-10	85	0	0	0	0
25-Mar-11	82	0	0	0	0
25-Mar-12	78	0	0	0	0
25-Mar-13	75	0	0	0	0
25-Mar-14	71	0	0	0	0
25-Mar-15	67	0	0	0	0
25-Mar-16	61	0	0	0	0
25-Mar-17	54	0	0	0	0
25-Mar-18	46	0	0	0	0
25-Mar-19	39	0	0	0	0
25-Mar-20	30	0	0	0	0
25-Mar-21	21	0	0	0	0
25-Mar-22	12	0	0	0	0
25-Mar-23	2	0	0	0	0
25-Mar-24	0	0	0	0	0

WAL 11.47706 2.6425 2.03367 1.85875 1.67317

Principal Wind: Apr05-Jun23 Apr05-Oct09 Apr05-Feb09 Apr05-Jun08 Apr05-Dec07

Prepay 0 PSA 150 PSA 300 PSA 450 PSA 600 PSA

# RFS1BBG - Dec - Class-1GG1

Date	1	2	3	4	5
24-Mar-05	100	100	100	100	100
25-Mar-06	98	94	89	84	80
25-Mar-07	96	80	65	50	35
25-Mar-08	94	62	34	8	0
25-Mar-09	92	46	8	0	0
25-Mar-10	90	31	0	0	0
25-Mar-11	89	19	0	0	0
25-Mar-12	87	8	0	0	0
25-Mar-13	84	0	0	0	0
25-Mar-14	82	0	0	0	0
25-Mar-15	80	0	0	0	0
25-Mar-16	76	0	0	0	0
25-Mar-17	71	0	0	0	0
25-Mar-18	67	0	0	0	0
25-Mar-19	62	0	0	0	0
25-Mar-20	57	0	0	0	0
25-Mar-21	51	0	0	0	0
25-Mar-22	45	0	0	0	0
25-Mar-23	39	0	0	0	0
25-Mar-24	32	0	0	0	0
25-Mar-25	25	0	0	0	0
25-Mar-26	18	0	0	0	0
25-Mar-27	10	0	0	0	0
25-Mar-28	2	0	0	0	0
25-Mar-29	0	0	0	0	0

WAL            15.0266        3.9513            2.49        1.96131        1.67306  
 Principal Windr Apr05-Jun28   Apr05-Feb13   Apr05-Aug09   Apr05-Jun08   Apr05-Dec07

Prepay        0 PSA        150 PSA        300 PSA        450 PSA        600 PSA

## RFS1BBG - Dec - Class-V

Date	1	2	3	4	5
24-Mar-05	100	100	100	100	100
25-Mar-06	96	96	96	96	96
25-Mar-07	92	92	92	92	92
25-Mar-08	88	88	88	88	45
25-Mar-09	83	83	83	16	0
25-Mar-10	78	78	40	0	0
25-Mar-11	73	73	0	0	0
25-Mar-12	68	68	0	0	0
25-Mar-13	62	58	0	0	0
25-Mar-14	56	28	0	0	0
25-Mar-15	49	2	0	0	0
25-Mar-16	43	0	0	0	0
25-Mar-17	35	0	0	0	0
25-Mar-18	28	0	0	0	0
25-Mar-19	20	0	0	0	0
25-Mar-20	11	0	0	0	0
25-Mar-21	3	0	0	0	0
25-Mar-22	0	0	0	0	0

WAL            9.37722      7.20574      4.55482      3.46738      2.87908  
 Principal Windr Apr05-Jul21   Apr05-Apr15   Apr05-Jan11   Apr05-Jun09   Apr05-Aug08

Prepay        0 PSA        150 PSA      300 PSA      450 PSA      600 PSA

# RFS1BBG - Dec - Class-1GG2

Date	1	2	3	4	5
24-Mar-05	100	100	100	100	100
25-Mar-06	100	100	100	100	100
25-Mar-07	100	100	100	100	100
25-Mar-08	100	100	100	100	75
25-Mar-09	100	100	100	61	19
25-Mar-10	100	100	78	22	0
25-Mar-11	100	100	52	0	0
25-Mar-12	100	100	32	0	0
25-Mar-13	100	98	17	0	0
25-Mar-14	100	84	7	0	0
25-Mar-15	100	72 *		0	0
25-Mar-16	100	61	0	0	0
25-Mar-17	100	50	0	0	0
25-Mar-18	100	41	0	0	0
25-Mar-19	100	33	0	0	0
25-Mar-20	100	25	0	0	0
25-Mar-21	100	19	0	0	0
25-Mar-22	100	13	0	0	0
25-Mar-23	100	7	0	0	0
25-Mar-24	100	3	0	0	0
25-Mar-25	100	0	0	0	0
25-Mar-26	100	0	0	0	0
25-Mar-27	100	0	0	0	0
25-Mar-28	100	0	0	0	0
25-Mar-29	88	0	0	0	0
25-Mar-30	71	0	0	0	0
25-Mar-31	54	0	0	0	0
25-Mar-32	36	0	0	0	0
25-Mar-33	16	0	0	0	0
25-Mar-34	0	0	0	0	0

WAL            26.19704      12.58807      6.42149      4.39261      3.49104  
 Principal Windr Jun28-Jan34 Feb13-Nov24 Aug09-Apr15 Jun08-Mar11 Dec07-Sep09

Prepay        0 PSA        150 PSA      300 PSA      450 PSA      600 PSA

# RFS1BBG - Dec - Class-REST1

Date	1	2	3	4	5
24-Mar-05	100	100	100	100	100
25-Mar-06	99	96	93	90	87
25-Mar-07	98	88	78	68	59
25-Mar-08	96	76	58	42	28
25-Mar-09	95	66	42	22	7
25-Mar-10	94	57	29	8	0
25-Mar-11	93	49	19	0	0
25-Mar-12	92	42	12	0	0
25-Mar-13	90	36	6	0	0
25-Mar-14	89	31	3	0	0
25-Mar-15	87	26 *		0	0
25-Mar-16	85	22	0	0	0
25-Mar-17	82	18	0	0	0
25-Mar-18	79	15	0	0	0
25-Mar-19	76	12	0	0	0
25-Mar-20	73	9	0	0	0
25-Mar-21	69	7	0	0	0
25-Mar-22	65	5	0	0	0
25-Mar-23	61	3	0	0	0
25-Mar-24	57	1	0	0	0
25-Mar-25	53	0	0	0	0
25-Mar-26	48	0	0	0	0
25-Mar-27	43	0	0	0	0
25-Mar-28	38	0	0	0	0
25-Mar-29	32	0	0	0	0
25-Mar-30	26	0	0	0	0
25-Mar-31	20	0	0	0	0
25-Mar-32	13	0	0	0	0
25-Mar-33	6	0	0	0	0
25-Mar-34	0	0	0	0	0

WAL            19.1352        7.12799        3.93604        2.85556        2.34173  
 Principal Windr Apr05-Jan34   Apr05-Nov24   Apr05-Apr15   Apr05-Mar11   Apr05-Sep09

Prepay        0 PSA        150 PSA        300 PSA        450 PSA        600 PSA

## RFS1BBG - Dec - Class-REST2

Date	1	2	3	4	5
24-Mar-05	100	100	100	100	100
25-Mar-06	99	96	93	90	87
25-Mar-07	98	88	78	68	59
25-Mar-08	96	76	58	42	28
25-Mar-09	95	66	42	22	7
25-Mar-10	94	57	29	8	0
25-Mar-11	93	49	19	0	0
25-Mar-12	92	42	12	0	0
25-Mar-13	90	36	6	0	0
25-Mar-14	89	31	3	0	0
25-Mar-15	87	26 *		0	0
25-Mar-16	85	22	0	0	0
25-Mar-17	82	18	0	0	0
25-Mar-18	79	15	0	0	0
25-Mar-19	76	12	0	0	0
25-Mar-20	73	9	0	0	0
25-Mar-21	69	7	0	0	0
25-Mar-22	65	5	0	0	0
25-Mar-23	61	3	0	0	0
25-Mar-24	57	1	0	0	0
25-Mar-25	53	0	0	0	0
25-Mar-26	48	0	0	0	0
25-Mar-27	43	0	0	0	0
25-Mar-28	38	0	0	0	0
25-Mar-29	32	0	0	0	0
25-Mar-30	26	0	0	0	0
25-Mar-31	20	0	0	0	0
25-Mar-32	13	0	0	0	0
25-Mar-33	6	0	0	0	0
25-Mar-34	0	0	0	0	0

WAL 19.1352 7.12799 3.93604 2.85556 2.34173

Principal Windk Apr05-Jan34 Apr05-Nov24 Apr05-Apr15 Apr05-Mar11 Apr05-Sep09

Prepay 0 PSA 150 PSA 300 PSA 450 PSA 600 PSA

# RFS1BBG - Dec - Class-REST

Date	1	2	3	4	5
24-Mar-05	100	100	100	100	100
25-Mar-06	99	96	93	90	87
25-Mar-07	98	88	78	68	59
25-Mar-08	96	76	58	42	28
25-Mar-09	95	66	42	22	7
25-Mar-10	94	57	29	8	0
25-Mar-11	93	49	19	0	0
25-Mar-12	92	42	12	0	0
25-Mar-13	90	36	6	0	0
25-Mar-14	89	31	3	0	0
25-Mar-15	87	26 *		0	0
25-Mar-16	85	22	0	0	0
25-Mar-17	82	18	0	0	0
25-Mar-18	79	15	0	0	0
25-Mar-19	76	12	0	0	0
25-Mar-20	73	9	0	0	0
25-Mar-21	69	7	0	0	0
25-Mar-22	65	5	0	0	0
25-Mar-23	61	3	0	0	0
25-Mar-24	57	1	0	0	0
25-Mar-25	53	0	0	0	0
25-Mar-26	48	0	0	0	0
25-Mar-27	43	0	0	0	0
25-Mar-28	38	0	0	0	0
25-Mar-29	32	0	0	0	0
25-Mar-30	26	0	0	0	0
25-Mar-31	20	0	0	0	0
25-Mar-32	13	0	0	0	0
25-Mar-33	6	0	0	0	0
25-Mar-34	0	0	0	0	0

WAL 19.1352 7.12799 3.93604 2.85556 2.34173

Principal Windr Apr05-Jan34 Apr05-Nov24 Apr05-Apr15 Apr05-Mar11 Apr05-Sep09

Prepay 0 PSA 150 PSA 300 PSA 450 PSA 600 PSA



# RFS1BBG - Dec - Class-1AS

Date	1	2	3	4	5
24-Mar-05	100	100	100	100	100
25-Mar-06	99	96	94	91	89
25-Mar-07	98	89	80	72	64
25-Mar-08	97	79	63	48	36
25-Mar-09	96	70	48	31	17
25-Mar-10	94	61	36	18	5
25-Mar-11	93	54	28	11 *	
25-Mar-12	92	48	21	6	0
25-Mar-13	91	42	16	3	0
25-Mar-14	89	38	13	2	0
25-Mar-15	88	34	10	1	0
25-Mar-16	85	30	8	1	0
25-Mar-17	83	26	6	1	0
25-Mar-18	80	23	5 *		0
25-Mar-19	77	20	4 *		0
25-Mar-20	74	18	3 *		0
25-Mar-21	71	15	3 *		0
25-Mar-22	67	13	2 *		0
25-Mar-23	64	12	2 *		0
25-Mar-24	60	10	1 *		0
25-Mar-25	56	8	1 *		0
25-Mar-26	52	7	1 *		0
25-Mar-27	47	6	1 *		0
25-Mar-28	42	5 *	*		0
25-Mar-29	37	4 *	*		0
25-Mar-30	32	3 *	*		0
25-Mar-31	26	2 *	*		0
25-Mar-32	20	2 *	*		0
25-Mar-33	13	1 *	*		0
25-Mar-34	6 *	*	*		0
25-Mar-35	0	0	0	0	0

WAL 19.81355 8.70909 5.00748 3.40581 2.65095

Principal Wind: Apr05-Feb35 Apr05-Feb35 Apr05-Feb35 Apr05-Feb35 Apr05-Apr11

Prepay 0 PSA 150 PSA 300 PSA 450 PSA 600 PSA

# RFS1BBG - Dec - Class-SEN

Date	1	2	3	4	5
24-Mar-05	100	100	100	100	100
25-Mar-06	99	97	94	92	90
25-Mar-07	98	90	82	75	67
25-Mar-08	97	81	67	54	42
25-Mar-09	96	73	54	38	26
25-Mar-10	95	65	43	27	15
25-Mar-11	94	58	34	19	9
25-Mar-12	92	52	27	13	5
25-Mar-13	91	47	22	9	3
25-Mar-14	90	42	18	6	2
25-Mar-15	88	37	14	5	1
25-Mar-16	86	33	11	3	1
25-Mar-17	83	29	9	2 *	
25-Mar-18	80	26	7	2 *	
25-Mar-19	78	23	6	1 *	
25-Mar-20	74	20	4	1 *	
25-Mar-21	71	17	4	1 *	
25-Mar-22	68	15	3 *	*	
25-Mar-23	64	13	2 *	*	
25-Mar-24	60	11	2 *	*	
25-Mar-25	56	9	1 *	*	
25-Mar-26	52	8	1 *	*	
25-Mar-27	47	6	1 *	*	
25-Mar-28	42	5	1 *	*	
25-Mar-29	37	4 *	*	*	
25-Mar-30	32	3 *	*	*	
25-Mar-31	26	2 *	*	*	
25-Mar-32	20	2 *	*	*	
25-Mar-33	13	1 *	*	*	
25-Mar-34	6 *	*	*	*	
25-Mar-35	0	0	0	0	0

WAL 19.91887 9.24662 5.62049 4.024 3.16171

Principal Wind: Apr05-Feb35 Apr05-Feb35 Apr05-Feb35 Apr05-Feb35 Apr05-Feb35

Prepay 0 PSA 150 PSA 300 PSA 450 PSA 600 PSA

# RFS1BBG - Dec - COLLAT

Date	1	2	3	4	5
24-Mar-05	100	100	100	100	100
25-Mar-06	99	97	95	92	90
25-Mar-07	98	90	83	75	68
25-Mar-08	97	82	68	55	44
25-Mar-09	96	73	55	40	28
25-Mar-10	95	66	44	29	18
25-Mar-11	94	59	36	21	11
25-Mar-12	92	53	29	15	7
25-Mar-13	91	48	23	11	4
25-Mar-14	90	43	19	8	3
25-Mar-15	88	38	15	6	2
25-Mar-16	86	34	12	4	1
25-Mar-17	83	30	10	3	1
25-Mar-18	80	26	8	2 *	
25-Mar-19	78	23	6	1 *	
25-Mar-20	74	20	5	1 *	
25-Mar-21	71	18	4	1 *	
25-Mar-22	68	15	3 *	*	
25-Mar-23	64	13	2 *	*	
25-Mar-24	60	11	2 *	*	
25-Mar-25	56	9	1 *	*	
25-Mar-26	52	8	1 *	*	
25-Mar-27	47	7	1 *	*	
25-Mar-28	42	5	1 *	*	
25-Mar-29	37	4 *	*	*	
25-Mar-30	32	3 *	*	*	
25-Mar-31	26	2 *	*	*	
25-Mar-32	20	2 *	*	*	
25-Mar-33	13	1 *	*	*	
25-Mar-34	6 *	*	*	*	
25-Mar-35	0	0	0	0	0

WAL 19.91887 9.3707 5.76969 4.17851 3.31663

Principal Wind: Apr05-Feb35 Apr05-Feb35 Apr05-Feb35 Apr05-Feb35 Apr05-Feb35

Prepay 0 PSA 150 PSA 300 PSA 450 PSA 600 PSA

-----  
\$           VERSION: 3.01 (BLOOMBERG CMO BOND FILE)  
-----

\$           DEAL: gsrfccs1  
\$           PRICING: 300 PSA  
\$           SETTLEMENT: 20050324  
-----

-----  
\$           BLOCK: 1  
!{           TRANCHE NAME: 1NAS }  
\$           ORIGINAL\_AMOUNT: 25773000.00  
\$           CURRENT\_FACTOR: 1.000000000  
\$           CURRENT\_COUPON: 5.5  
\$           PRINCIPAL\_FREQ: 12  
\$           PAYMENT\_DELAY: 24  
\$           DATED\_DATE: 20050301  
\$           FIRST\_PAYMENT\_DATE: 20050425  
\$           NEXT\_PAYMENT\_DATE: 20050425  
\$           ACCRUAL\_METHOD: THIRTY\_360  
-----

-----  
\$           BLOCK: 2  
!{           TRANCHE NAME: A1 }  
\$           ORIGINAL\_AMOUNT: 25000000.00  
\$           CURRENT\_FACTOR: 1.000000000  
\$           CURRENT\_COUPON: 5.25  
\$           PRINCIPAL\_FREQ: 12  
\$           PAYMENT\_DELAY: 24  
\$           DATED\_DATE: 20050301  
\$           FIRST\_PAYMENT\_DATE: 20050425  
\$           NEXT\_PAYMENT\_DATE: 20050425  
\$           ACCRUAL\_METHOD: THIRTY\_360  
-----

-----  
\$           BLOCK: 3  
!{           TRANCHE NAME: 1G1 }  
\$           ORIGINAL\_AMOUNT: 90000000.00  
\$           CURRENT\_FACTOR: 1.000000000  
\$           CURRENT\_COUPON: 5.5  
\$           PRINCIPAL\_FREQ: 12  
\$           PAYMENT\_DELAY: 24  
\$           DATED\_DATE: 20050301  
\$           FIRST\_PAYMENT\_DATE: 20050425  
\$           NEXT\_PAYMENT\_DATE: 20050425  
\$           ACCRUAL\_METHOD: THIRTY\_360  
-----

-----  
\$           BLOCK: 4  
!{           TRANCHE NAME: 1G2 }  
\$           ORIGINAL\_AMOUNT: 9613000.00  
\$           CURRENT\_FACTOR: 1.000000000  
\$           CURRENT\_COUPON: 5.5  
\$           PRINCIPAL\_FREQ: 12  
\$           PAYMENT\_DELAY: 24  
\$           DATED\_DATE: 20050301  
\$           FIRST\_PAYMENT\_DATE: 20050425  
\$           NEXT\_PAYMENT\_DATE: 20050425  
\$           ACCRUAL\_METHOD: THIRTY\_360  
-----

-----  
\$           BLOCK: 5  
!{           TRANCHE NAME: 1P1 }  
\$           ORIGINAL\_AMOUNT: 11752000.00  
\$           CURRENT\_FACTOR: 1.000000000  
\$           CURRENT\_COUPON: 4  
\$           PRINCIPAL\_FREQ: 12  
\$           PAYMENT\_DELAY: 24  
\$           DATED\_DATE: 20050301  
\$           FIRST\_PAYMENT\_DATE: 20050425  
\$           NEXT\_PAYMENT\_DATE: 20050425  
\$           ACCRUAL\_METHOD: THIRTY\_360  
-----

\$  
!{ BLOCK: 6  
\$ TRANCHE NAME: 1P2 }  
\$ ORIGINAL\_AMOUNT: 15668000.00  
\$ CURRENT\_FACTOR: 1.000000000  
\$ CURRENT\_COUPON: 4.25  
\$ PRINCIPAL\_FREQ: 12  
\$ PAYMENT\_DELAY: 24  
\$ DATED\_DATE: 20050301  
\$ FIRST\_PAYMENT\_DATE: 20050425  
\$ NEXT\_PAYMENT\_DATE: 20050425  
\$ ACCRUAL\_METHOD: THIRTY\_360

---

\$  
!{ BLOCK: 7  
\$ TRANCHE NAME: 1P3 }  
\$ ORIGINAL\_AMOUNT: 11751000.00  
\$ CURRENT\_FACTOR: 1.000000000  
\$ CURRENT\_COUPON: 4.5  
\$ PRINCIPAL\_FREQ: 12  
\$ PAYMENT\_DELAY: 24  
\$ DATED\_DATE: 20050301  
\$ FIRST\_PAYMENT\_DATE: 20050425  
\$ NEXT\_PAYMENT\_DATE: 20050425  
\$ ACCRUAL\_METHOD: THIRTY\_360

---

\$  
!{ BLOCK: 8  
\$ TRANCHE NAME: 1SUP }  
\$ ORIGINAL\_AMOUNT: 23804000.00  
\$ CURRENT\_FACTOR: 1.000000000  
\$ CURRENT\_COUPON: 5.5  
\$ PRINCIPAL\_FREQ: 12  
\$ PAYMENT\_DELAY: 24  
\$ DATED\_DATE: 20050301  
\$ FIRST\_PAYMENT\_DATE: 20050425  
\$ NEXT\_PAYMENT\_DATE: 20050425  
\$ ACCRUAL\_METHOD: THIRTY\_360

---

\$  
!{ BLOCK: 9  
\$ TRANCHE NAME: 1V1 }  
\$ ORIGINAL\_AMOUNT: 12000000.00  
\$ CURRENT\_FACTOR: 1.000000000  
\$ CURRENT\_COUPON: 5.5  
\$ PRINCIPAL\_FREQ: 12  
\$ PAYMENT\_DELAY: 24  
\$ DATED\_DATE: 20050301  
\$ FIRST\_PAYMENT\_DATE: 20050425  
\$ NEXT\_PAYMENT\_DATE: 20050425  
\$ ACCRUAL\_METHOD: THIRTY\_360

---

\$  
!{ BLOCK: 10  
\$ TRANCHE NAME: 1V2 }  
\$ ORIGINAL\_AMOUNT: 9639000.00  
\$ CURRENT\_FACTOR: 1.000000000  
\$ CURRENT\_COUPON: 5.5  
\$ PRINCIPAL\_FREQ: 12  
\$ PAYMENT\_DELAY: 24  
\$ DATED\_DATE: 20050301  
\$ FIRST\_PAYMENT\_DATE: 20050425  
\$ NEXT\_PAYMENT\_DATE: 20050425  
\$ ACCRUAL\_METHOD: THIRTY\_360

---

\$  
!{ BLOCK: 11  
\$ TRANCHE NAME: 1Z }  
\$ ORIGINAL\_AMOUNT: 15000000.00  
\$ CURRENT\_FACTOR: 1.000000000  
\$ CURRENT\_COUPON: 5.5  
\$ PRINCIPAL\_FREQ: 12  
\$ PAYMENT\_DELAY: 24  
\$ DATED\_DATE: 20050301

\$ FIRST\_PAYMENT\_DATE: 20050425  
\$ NEXT\_PAYMENT\_DATE: 20050425  
\$ ACCRUAL\_METHOD: THIRTY\_360

-----  
\$ BLOCK: 12  
!{ TRANCHE NAME: SUB }  
\$ ORIGINAL\_AMOUNT: 7731958.76  
\$ CURRENT\_FACTOR: 1.000000000  
\$ CURRENT\_COUPON: 5.5  
\$ PRINCIPAL\_FREQ: 12  
\$ PAYMENT\_DELAY: 24  
\$ DATED\_DATE: 20050301  
\$ FIRST\_PAYMENT\_DATE: 20050425  
\$ NEXT\_PAYMENT\_DATE: 20050425  
\$ ACCRUAL\_METHOD: THIRTY\_360  
-----

-----  
\$ PHANTOM: 13  
!{ TRANCHE NAME: AIO }  
\$ ORIGINAL\_AMOUNT: 1136363.63  
\$ CURRENT\_FACTOR: 1.000000000  
\$ CURRENT\_COUPON: 5.5  
\$ PRINCIPAL\_FREQ: 12  
\$ PAYMENT\_DELAY: 24  
\$ DATED\_DATE: 20050301  
\$ FIRST\_PAYMENT\_DATE: 20050425  
\$ NEXT\_PAYMENT\_DATE: 20050425  
\$ ACCRUAL\_METHOD: THIRTY\_360  
-----

-----  
\$ PHANTOM: 14  
!{ TRANCHE NAME: 1P4 }  
\$ ORIGINAL\_AMOUNT: 8902499.99  
\$ CURRENT\_FACTOR: 1.000000000  
\$ CURRENT\_COUPON: 5.5  
\$ PRINCIPAL\_FREQ: 12  
\$ PAYMENT\_DELAY: 24  
\$ DATED\_DATE: 20050301  
\$ FIRST\_PAYMENT\_DATE: 20050425  
\$ NEXT\_PAYMENT\_DATE: 20050425  
\$ ACCRUAL\_METHOD: THIRTY\_360  
-----

-----  
\$ TRANCHE: 1  
\$ NAME: "1NAS"  
\$ CSORT: 1  
\$ TYPE: NAS  
\$ RECORD\_DELAY: 24  
\$ COMPOSITION: BLOCK: 1 PRIN: 100.00000000 INT: 100.00000000  
-----

-----  
\$ TRANCHE: 2  
\$ NAME: "A1"  
\$ CSORT: 2  
\$ TYPE:  
\$ RECORD\_DELAY: 24  
\$ COMPOSITION: BLOCK: 2 PRIN: 100.00000000 INT: 100.00000000  
-----

-----  
\$ TRANCHE: 3  
\$ NAME: "AIO"  
\$ CSORT: 3  
\$ TYPE: IO,NTL  
\$ RECORD\_DELAY: 24  
\$ NOTIONAL:  
\$ COMPOSITION: BLOCK: 13 PRIN: 100.00000000 INT: 100.00000000  
! ( notional tranche name is AIO )  
-----

-----  
\$ TRANCHE: 4  
\$ NAME: "1G1"  
\$ CSORT: 4  
-----

```

$          TYPE:
$      RECORD_DELAY: 24
$      COMPOSITION: BLOCK: 3 PRIN: 100.00000000 INT: 100.00000000
-----
$          TRANCHE: 5
$          NAME: "1G2"
$          CSORT: 5
$          TYPE:
$      RECORD_DELAY: 24
$      COMPOSITION: BLOCK: 4 PRIN: 100.00000000 INT: 100.00000000
-----
$          TRANCHE: 6
$          NAME: "1P1"
$          CSORT: 6
$          TYPE: PAC
$      RECORD_DELAY: 24
$      COMPOSITION: BLOCK: 5 PRIN: 100.00000000 INT: 100.00000000
-----
$          TRANCHE: 7
$          NAME: "1P2"
$          CSORT: 7
$          TYPE: PAC
$      RECORD_DELAY: 24
$      COMPOSITION: BLOCK: 6 PRIN: 100.00000000 INT: 100.00000000
-----
$          TRANCHE: 8
$          NAME: "1P3"
$          CSORT: 8
$          TYPE: PAC
$      RECORD_DELAY: 24
$      COMPOSITION: BLOCK: 7 PRIN: 100.00000000 INT: 100.00000000
-----
$          TRANCHE: 9
$          NAME: "1P4"
$          CSORT: 9
$          TYPE: IO,NTL,PAC
$      RECORD_DELAY: 24
$      NOTIONAL:
$      COMPOSITION: BLOCK: 14 PRIN: 100.00000000 INT: 100.00000000
! ( notional tranche name is 1P4 )
-----
$          TRANCHE: 10
$          NAME: "1SUP"
$          CSORT: 10
$          TYPE: SUP
$      RECORD_DELAY: 24
$      COMPOSITION: BLOCK: 8 PRIN: 100.00000000 INT: 100.00000000
-----
$          TRANCHE: 11
$          NAME: "1V1"
$          CSORT: 11
$          TYPE: AD
$      RECORD_DELAY: 24
$      COMPOSITION: BLOCK: 9 PRIN: 100.00000000 INT: 100.00000000
-----
$          TRANCHE: 12
$          NAME: "1V2"
$          CSORT: 12
$          TYPE: AD
$      RECORD_DELAY: 24
$      COMPOSITION: BLOCK: 10 PRIN: 100.00000000 INT: 100.00000000
-----
$          TRANCHE: 13
$          NAME: "1Z"
$          CSORT: 13
$          TYPE: Z
$      RECORD_DELAY: 24
$      COMPOSITION: BLOCK: 11 PRIN: 100.00000000 INT: 100.00000000

```

-----  
\$ TRANCHE: 14  
\$ NAME: "SUB"  
\$ CSORT: 14  
\$ TYPE: SUB  
\$ RECORD\_DELAY: 24  
\$ COMPOSITION: BLOCK: 12 PRIN: 100.00000000 INT: 100.00000000  
-----

-----  
\$ END\_TRANCHES:  
-----

-----  
\$ SCHEDULE: 1  
\$ PAYS: { TRANCHE(1P2,1P1,1P3,1P4) }

20050325 39171000.00  
20050425 38188627.00  
20050525 37213282.85  
20050625 36244918.66  
20050725 35283485.83  
20050825 34328936.15  
20050925 33381221.70  
20051025 32440294.94  
20051125 31506108.62  
20051225 30578615.83  
20060125 29657770.01  
20060225 28743524.88  
20060325 27835834.53  
20060425 26934653.34  
20060525 26039936.01  
20060625 25151637.57  
20060725 24269713.34  
20060825 23394118.97  
20060925 22524810.41  
20061025 21661743.93  
20061125 20804876.08  
20061225 19954163.73  
20070125 19109564.05  
20070225 18271034.51  
20070325 17438532.86  
20070425 16612017.16  
20070525 15791445.75  
20070625 14976777.28  
20070725 14167970.67  
20070825 13364985.14  
20070925 12567780.17  
20071025 11776315.54  
20071125 10990551.32  
20071225 10210447.84  
20080125 9435965.71  
20080225 8667065.83  
20080325 7903709.34  
20080425 7158357.74  
20080525 6418472.68  
20080625 5684016.11  
20080725 4954950.26  
20080825 4231237.64  
20080925 3512841.00  
20081025 2799723.34  
20081125 2091847.95  
20081225 1389178.36  
20090125 691678.35  
20090225 0.00  
END SCHEDULE: 1

-----  
END OF BOND FILE  
\*\*\*\*\*  
\$ VERSION: 3.03 (BLOOMBERG CMO COLLATERAL FILE)



-----  
\$ AGENCY\_LIST:      Type    Factor Date    P/Y Delay    BV Delay  
                  WHOLE 20050301 55 54  
-----

\$ ASSUMED\_POOLS:  
-----

--  
!G Pool Number Pool Type    NET-CPN CURR--FACT ORIG--BALANCE PY-FEE BV-FEE  
PY/BV/BLN-W AGE  
-----

--  
M 1 WHOLE XX/XX 5.50000000 1.00000000 180412371.16 0.350000000 0.350000000  
358 358 358 1  
M 1 WHOLE XX/XX 5.50000000 1.00000000 77319587.64 0.350000000 0.350000000  
240 240 359 1

## rfcs2bbg2 - Stack Price/Yield

Settle 03/24/2005  
 First Payment 04/25/2005

	1	2	3	4	5	6
COLLAT						
Price	100	100	100	100	100	100
Yield	5.48169	5.51514	5.49839	5.48169	5.46549	5.44995
WAL	5.76969	11.63013	7.78116	5.76969	4.59379	3.83862
Mod Durn	4.485	7.593	5.638	4.485	3.743	3.230
Mod Convexity	0.354	0.989	0.562	0.354	0.243	0.178
Principal Window	Apr05 - Feb35	Apr05 - Feb35	Apr05 - Feb35	Apr05 - Feb35	Apr05 - Feb35	Apr05 - Feb35
Price	100-00	100-00	100-00	100-00	100-00	100-00
A2						
Price	100	100	100	100	100	100
Yield	5.51642	5.52589	5.52067	5.51642	5.51286	5.50974
WAL	10.95375	15.57034	12.67690	10.95375	9.83224	9.02802
Mod Durn	7.794	9.765	8.572	7.794	7.246	6.824
Mod Convexity	0.840	1.403	1.048	0.840	0.707	0.615
Principal Window	Apr10 - Feb35	Apr10 - Feb35	Apr10 - Feb35	Apr10 - Feb35	Apr10 - Feb35	Apr10 - Feb35
Price	100-00	100-00	100-00	100-00	100-00	100-00
AMEZ						
Price	100	100	100	100	100	100
Yield	5.51642	5.52589	5.52067	5.51642	5.51286	5.50974
WAL	10.95375	15.57034	12.67690	10.95375	9.83224	9.02802
Mod Durn	7.794	9.765	8.572	7.794	7.246	6.824
Mod Convexity	0.840	1.403	1.048	0.840	0.707	0.615
Principal Window	Apr10 - Feb35	Apr10 - Feb35	Apr10 - Feb35	Apr10 - Feb35	Apr10 - Feb35	Apr10 - Feb35
Price	100-00	100-00	100-00	100-00	100-00	100-00
A1						
Price	100	100	100	100	100	100
Yield	5.27004	5.28043	5.27691	5.27004	5.25872	5.24192
WAL	13.54589	23.46449	18.63132	13.54589	9.42178	6.42115
Mod Durn	9.269	12.797	11.337	9.269	7.129	5.309
Mod Convexity	1.172	2.483	1.844	1.172	0.670	0.345
Principal Window	Apr08 - Feb35	Apr08 - Feb35	Apr08 - Feb35	Apr08 - Feb35	Apr08 - Feb35	Apr08 - Feb35
Price	100-00	100-00	100-00	100-00	100-00	100-00
AIO						
Price	10	10	10	10	10	10
Yield	58.86505	58.96119	58.95720	58.86505	58.16989	56.23354
WAL	13.54589	23.46449	18.63132	13.54589	9.42178	6.42115
Mod Durn	1.500	1.511	1.510	1.500	1.459	1.382
Mod Convexity	0.049	0.050	0.050	0.049	0.044	0.038
Principal Window	NA - NA	NA - NA	NA - NA	NA - NA	NA - NA	NA - NA
Price	10-00	10-00	10-00	10-00	10-00	10-00
AIO2						
Price	10	10	10	10	10	10
Yield	-19.64145	-10.27826	-13.86605	-19.64145	-27.61828	-46.20586

	WAL	13.54589	23.46449	18.63132	13.54589	9.42178	6.42115
	Mod Durn	16.260	19.778	17.607	16.260	16.190	17.336
	Mod Convexity	3.252	4.549	3.674	3.252	3.354	4.442
	Principal Window	NA - NA	NA - NA	NA - NA	NA - NA	NA - NA	NA - NA
	Price	10-00	10-00	10-00	10-00	10-00	10-00
	G1						
Price		100	100	100	100	100	100
	Yield	5.43841	5.50106	5.46826	5.43841	5.41342	5.39199
	WAL	3.35603	7.95000	4.63013	3.35603	2.73341	2.36049
	Mod Durn	2.931	5.878	3.850	2.931	2.442	2.137
	Mod Convexity	0.128	0.563	0.229	0.128	0.088	0.067
	Principal Window	Apr05 - Mar12	Apr05 - Nov23	Apr05 - Feb16	Apr05 - Mar12	Apr05 - Jun10	Apr05 - Jul09
	Price	100-00	100-00	100-00	100-00	100-00	100-00
	G2						
Price		100	100	100	100	100	100
	Yield	5.50696	5.53342	5.52294	5.50696	5.48996	5.47465
	WAL	8.28644	21.18530	12.99762	8.28644	5.99860	4.81117
	Mod Durn	6.487	12.214	9.050	6.487	4.985	4.126
	Mod Convexity	0.519	2.103	1.059	0.519	0.301	0.205
	Principal Window	Mar12 - Apr15	Nov23 - Apr29	Feb16 - Nov20	Mar12 - Apr15	Jun10 - Jan12	Jul09 - Jul10
	Price	100-00	100-00	100-00	100-00	100-00	100-00
	V1						
Price		100	100	100	100	100	100
	Yield	5.48819	5.50561	5.50232	5.48819	5.47261	5.45837
	WAL	5.95001	8.51973	7.83144	5.95001	4.74085	4.00667
	Mod Durn	4.869	6.338	5.996	4.869	4.033	3.487
	Mod Convexity	0.318	0.603	0.519	0.318	0.212	0.156
	Principal Window	Apr05 - Aug12	Apr05 - Mar20	Apr05 - Jun16	Apr05 - Aug12	Apr05 - Oct10	Apr05 - Oct09
	Price	100-00	100-00	100-00	100-00	100-00	100-00
	V2						
Price		100	100	100	100	100	100
	Yield	5.50491	5.53107	5.52076	5.50491	5.48865	5.47375
	WAL	7.90641	18.48340	12.01416	7.90641	5.87049	4.75416
	Mod Durn	6.260	11.327	8.586	6.260	4.898	4.084
	Mod Convexity	0.478	1.757	0.937	0.478	0.289	0.201
	Principal Window	Aug12 - Aug13	Mar20 - Dec24	Jun16 - Dec17	Aug12 - Aug13	Oct10 - May11	Oct09 - Feb10
	Price	100-00	100-00	100-00	100-00	100-00	100-00
	Z						
Price		100	100	100	100	100	100
	Yield	5.52232	5.54605	5.53664	5.52232	5.50561	5.49025
	WAL	9.17790	21.83069	14.11558	9.17790	6.51344	5.14337
	Mod Durn	8.909	21.093	13.673	8.909	6.334	5.004
	Mod Convexity	0.839	4.566	1.942	0.839	0.432	0.275
	Principal Window	Aug13 - Apr15	Jan25 - Apr29	Jan18 - Nov20	Aug13 - Apr15	May11 - Jan12	Feb10 - Jul10
	Price	100-00	100-00	100-00	100-00	100-00	100-00
	SUB						
Price		100	100	100	100	100	100
	Yield	5.51491	5.52444	5.51916	5.51491	5.51147	5.50860
	WAL	10.59355	14.93800	12.20805	10.59355	9.56035	8.84853

Mod Durn	7.553	9.402	8.279	7.553	7.052	6.683
Mod Convexity	0.808	1.339	1.004	0.808	0.686	0.603
Principal Window	Apr05 - Feb35	Apr05 - Feb35	Apr05 - Feb35	Apr05 - Feb35	Apr05 - Feb35	Apr05 - Feb35
Price	100-00	100-00	100-00	100-00	100-00	100-00
Prepay	300 PSA	100 PSA	200 PSA	300 PSA	400 PSA	500 PSA

# rfcs2bbg2 - Dec - A1

Date	1	2	3	4	5	6
24-Mar-05	100	100	100	100	100	100
25-Mar-06	100	100	100	100	100	100
25-Mar-07	100	100	100	100	100	100
25-Mar-08	100	100	100	100	100	100
25-Mar-09	99	99	99	99	99	99
25-Mar-10	98	98	98	98	98	98
25-Mar-11	96	96	96	96	96	58
25-Mar-12	95	95	95	95	88	22
25-Mar-13	94	94	94	94	57	6
25-Mar-14	93	93	93	93	39	1
25-Mar-15	92	92	92	92	29	1
25-Mar-16	73	90	90	73	22 *	
25-Mar-17	58	89	89	58	16 *	
25-Mar-18	46	88	88	46	12 *	
25-Mar-19	36	87	87	36	9 *	
25-Mar-20	29	86	86	29	6 *	
25-Mar-21	23	84	79	23	5 *	
25-Mar-22	18	83	66	18	3 *	
25-Mar-23	14	82	55	14	2 *	
25-Mar-24	11	81	46	11	2 *	
25-Mar-25	8	80	37	8	1 *	
25-Mar-26	6	78	30	6	1 *	
25-Mar-27	5	77	24	5	1 *	
25-Mar-28	3	76	19	3 *	*	
25-Mar-29	2	75	15	2 *	*	
25-Mar-30	2	60	11	2 *	*	
25-Mar-31	1	46	8	1 *	*	
25-Mar-32	1	33	5	1 *	*	
25-Mar-33 *		21	3 *	*	*	
25-Mar-34 *		9	1 *	*	*	
25-Mar-35	0	0	0	0	0	0

WAL 13.54589 23.46449 18.63132 13.54589 9.42178 6.42115

Principal Wind: Apr08-Feb35 Apr08-Feb35 Apr08-Feb35 Apr08-Feb35 Apr08-Feb35 Apr08-Feb35

Prepay 300 PSA 100 PSA 200 PSA 300 PSA 400 PSA 500 PSA

rfcs2bbg2 - Dec - AIO

Date	1	2	3	4	5	6
24-Mar-05	100	100	100	100	100	100
25-Mar-06	100	100	100	100	100	100
25-Mar-07	100	100	100	100	100	100
25-Mar-08	100	100	100	100	100	100
25-Mar-09	99	99	99	99	99	99
25-Mar-10	98	98	98	98	98	98
25-Mar-11	96	96	96	96	96	58
25-Mar-12	95	95	95	95	88	22
25-Mar-13	94	94	94	94	57	6
25-Mar-14	93	93	93	93	39	1
25-Mar-15	92	92	92	92	29	1
25-Mar-16	73	90	90	73	22 *	
25-Mar-17	58	89	89	58	16 *	
25-Mar-18	46	88	88	46	12 *	
25-Mar-19	36	87	87	36	9 *	
25-Mar-20	29	86	86	29	6 *	
25-Mar-21	23	84	79	23	5 *	
25-Mar-22	18	83	66	18	3 *	
25-Mar-23	14	82	55	14	2 *	
25-Mar-24	11	81	46	11	2 *	
25-Mar-25	8	80	37	8	1 *	
25-Mar-26	6	78	30	6	1 *	
25-Mar-27	5	77	24	5	1 *	
25-Mar-28	3	76	19	3 *	*	
25-Mar-29	2	75	15	2 *	*	
25-Mar-30	2	60	11	2 *	*	
25-Mar-31	1	46	8	1 *	*	
25-Mar-32	1	33	5	1 *	*	
25-Mar-33 *		21	3 *	*	*	
25-Mar-34 *		9	1 *	*	*	
25-Mar-35	0	0	0	0	0	0

WAL 13.54589 23.46449 18.63132 13.54589 9.42178 6.42115

Principal Window

Prepay 300 PSA 100 PSA 200 PSA 300 PSA 400 PSA 500 PSA

## rfcs2bbg2 - Dec - AIO2

Date	1	2	3	4	5	6
24-Mar-05	100	100	100	100	100	100
25-Mar-06	100	100	100	100	100	100
25-Mar-07	100	100	100	100	100	100
25-Mar-08	100	100	100	100	100	100
25-Mar-09	99	99	99	99	99	99
25-Mar-10	98	98	98	98	98	98
25-Mar-11	96	96	96	96	96	58
25-Mar-12	95	95	95	95	88	22
25-Mar-13	94	94	94	94	57	6
25-Mar-14	93	93	93	93	39	1
25-Mar-15	92	92	92	92	29	1
25-Mar-16	73	90	90	73	22 *	
25-Mar-17	58	89	89	58	16 *	
25-Mar-18	46	88	88	46	12 *	
25-Mar-19	36	87	87	36	9 *	
25-Mar-20	29	86	86	29	6 *	
25-Mar-21	23	84	79	23	5 *	
25-Mar-22	18	83	66	18	3 *	
25-Mar-23	14	82	55	14	2 *	
25-Mar-24	11	81	46	11	2 *	
25-Mar-25	8	80	37	8	1 *	
25-Mar-26	6	78	30	6	1 *	
25-Mar-27	5	77	24	5	1 *	
25-Mar-28	3	76	19	3 *	*	
25-Mar-29	2	75	15	2 *	*	
25-Mar-30	2	60	11	2 *	*	
25-Mar-31	1	46	8	1 *	*	
25-Mar-32	1	33	5	1 *	*	
25-Mar-33 *		21	3 *	*	*	
25-Mar-34 *		9	1 *	*	*	
25-Mar-35	0	0	0	0	0	0

WAL 13.54589 23.46449 18.63132 13.54589 9.42178 6.42115

Principal Window

Prepay 300 PSA 100 PSA 200 PSA 300 PSA 400 PSA 500 PSA

**rfcs2bbg2 - Dec - G1**

Date	1	2	3	4	5	6
24-Mar-05	100	100	100	100	100	100
25-Mar-06	92	97	94	92	90	88
25-Mar-07	75	90	82	75	68	60
25-Mar-08	53	80	66	53	40	29
25-Mar-09	34	72	52	34	19	6
25-Mar-10	19	64	39	19	3	0
25-Mar-11	8	56	29	8	0	0
25-Mar-12	0	50	21	0	0	0
25-Mar-13	0	44	14	0	0	0
25-Mar-14	0	39	8	0	0	0
25-Mar-15	0	34	4	0	0	0
25-Mar-16	0	29	0	0	0	0
25-Mar-17	0	24	0	0	0	0
25-Mar-18	0	20	0	0	0	0
25-Mar-19	0	16	0	0	0	0
25-Mar-20	0	12	0	0	0	0
25-Mar-21	0	8	0	0	0	0
25-Mar-22	0	5	0	0	0	0
25-Mar-23	0	2	0	0	0	0
25-Mar-24	0	0	0	0	0	0

WAL	3.35603	7.95	4.63013	3.35603	2.73341	2.36049
Principal Wind:	Apr05-Mar12	Apr05-Nov23	Apr05-Feb16	Apr05-Mar12	Apr05-Jun10	Apr05-Jul09
Prepay	300 PSA	100 PSA	200 PSA	300 PSA	400 PSA	500 PSA



## rfcs2bbg2 - Dec - G2

Date	1	2	3	4	5	6
24-Mar-05	100	100	100	100	100	100
25-Mar-06	100	100	100	100	100	100
25-Mar-07	100	100	100	100	100	100
25-Mar-08	100	100	100	100	100	100
25-Mar-09	100	100	100	100	100	100
25-Mar-10	100	100	100	100	100	24
25-Mar-11	100	100	100	100	44	0
25-Mar-12	99	100	100	99	0	0
25-Mar-13	54	100	100	54	0	0
25-Mar-14	22	100	100	22	0	0
25-Mar-15 *		100	100 *		0	0
25-Mar-16	0	100	96	0	0	0
25-Mar-17	0	100	69	0	0	0
25-Mar-18	0	100	46	0	0	0
25-Mar-19	0	100	26	0	0	0
25-Mar-20	0	100	9	0	0	0
25-Mar-21	0	100	0	0	0	0
25-Mar-22	0	100	0	0	0	0
25-Mar-23	0	100	0	0	0	0
25-Mar-24	0	91	0	0	0	0
25-Mar-25	0	70	0	0	0	0
25-Mar-26	0	51	0	0	0	0
25-Mar-27	0	33	0	0	0	0
25-Mar-28	0	16	0	0	0	0
25-Mar-29	0 *		0	0	0	0
25-Mar-30	0	0	0	0	0	0

WAL            8.28644       21.1853       12.99762       8.28644       5.9986       4.81117  
 Principal Wind Mar12-Apr15   Nov23-Apr29   Feb16-Nov20   Mar12-Apr15   Jun10-Jan12   Jul09-Jul10

Prepay       300 PSA       100 PSA       200 PSA       300 PSA       400 PSA       500 PSA

## rfcs2bbg2 - Dec - V1

Date	1	2	3	4	5	6
24-Mar-05	100	100	100	100	100	100
25-Mar-06	96	96	96	96	96	96
25-Mar-07	91	91	91	91	91	91
25-Mar-08	86	86	86	86	86	86
25-Mar-09	81	81	81	81	81	81
25-Mar-10	75	75	75	75	75	0
25-Mar-11	69	69	69	69	0	0
25-Mar-12	60	63	63	60	0	0
25-Mar-13	0	57	57	0	0	0
25-Mar-14	0	50	50	0	0	0
25-Mar-15	0	42	42	0	0	0
25-Mar-16	0	35	23	0	0	0
25-Mar-17	0	27	0	0	0	0
25-Mar-18	0	18	0	0	0	0
25-Mar-19	0	9	0	0	0	0
25-Mar-20	0	0	0	0	0	0

WAL            5.95001      8.51973      7.83144      5.95001      4.74085      4.00667  
 Principal Wind: Apr05-Aug12   Apr05-Mar20   Apr05-Jun16   Apr05-Aug12   Apr05-Oct10   Apr05-Oct09

Prepay        300 PSA      100 PSA      200 PSA      300 PSA      400 PSA      500 PSA

**rfcs2bbg2 - Dec - V2**

Date	1	2	3	4	5	6
24-Mar-05	100	100	100	100	100	100
25-Mar-06	100	100	100	100	100	100
25-Mar-07	100	100	100	100	100	100
25-Mar-08	100	100	100	100	100	100
25-Mar-09	100	100	100	100	100	100
25-Mar-10	100	100	100	100	100	0
25-Mar-11	100	100	100	100	21	0
25-Mar-12	100	100	100	100	0	0
25-Mar-13	34	100	100	34	0	0
25-Mar-14	0	100	100	0	0	0
25-Mar-15	0	100	100	0	0	0
25-Mar-16	0	100	100	0	0	0
25-Mar-17	0	100	47	0	0	0
25-Mar-18	0	100	0	0	0	0
25-Mar-19	0	100	0	0	0	0
25-Mar-20	0	99	0	0	0	0
25-Mar-21	0	92	0	0	0	0
25-Mar-22	0	83	0	0	0	0
25-Mar-23	0	75	0	0	0	0
25-Mar-24	0	44	0	0	0	0
25-Mar-25	0	0	0	0	0	0

WAL            7.90641      18.4834      12.01416      7.90641      5.87049      4.75416  
 Principal Wind: Aug12-Aug13   Mar20-Dec24   Jun16-Dec17   Aug12-Aug13   Oct10-May11   Oct09-Feb10

Prepay        300 PSA      100 PSA      200 PSA      300 PSA      400 PSA      500 PSA

## rfcs2bbg2 - Dec - Z

Date	1	2	3	4	5	6
24-Mar-05	100	100	100	100	100	100
25-Mar-06	106	106	106	106	106	106
25-Mar-07	112	112	112	112	112	112
25-Mar-08	118	118	118	118	118	118
25-Mar-09	125	125	125	125	125	125
25-Mar-10	132	132	132	132	132	94
25-Mar-11	139	139	139	139	139	0
25-Mar-12	147	147	147	147	0	0
25-Mar-13	155	155	155	155	0	0
25-Mar-14	88	164	164	88	0	0
25-Mar-15 *		173	173 *		0	0
25-Mar-16	0	183	183	0	0	0
25-Mar-17	0	193	193	0	0	0
25-Mar-18	0	204	180	0	0	0
25-Mar-19	0	216	102	0	0	0
25-Mar-20	0	228	35	0	0	0
25-Mar-21	0	241	0	0	0	0
25-Mar-22	0	254	0	0	0	0
25-Mar-23	0	269	0	0	0	0
25-Mar-24	0	284	0	0	0	0
25-Mar-25	0	275	0	0	0	0
25-Mar-26	0	199	0	0	0	0
25-Mar-27	0	129	0	0	0	0
25-Mar-28	0	63	0	0	0	0
25-Mar-29	0	2	0	0	0	0
25-Mar-30	0	0	0	0	0	0

WAL 9.1779 21.83069 14.11558 9.1779 6.51344 5.14337

Principal Wind: Aug13-Apr15 Jan25-Apr29 Jan18-Nov20 Aug13-Apr15 May11-Jan12 Feb10-Jul10

Prepay 300 PSA 100 PSA 200 PSA 300 PSA 400 PSA 500 PSA

rfcs2bbg2 - Dec - A2

Date	1	2	3	4	5	6
24-Mar-05	100	100	100	100	100	100
25-Mar-06	100	100	100	100	100	100
25-Mar-07	100	100	100	100	100	100
25-Mar-08	100	100	100	100	100	100
25-Mar-09	100	100	100	100	100	100
25-Mar-10	100	100	100	100	100	100
25-Mar-11	93	97	95	93	90	88
25-Mar-12	84	93	89	84	79	74
25-Mar-13	73	88	81	73	66	58
25-Mar-14	61	83	72	61	52	42
25-Mar-15	50	76	62	50	39	29
25-Mar-16	39	70	53	39	28	20
25-Mar-17	31	64	45	31	21	13
25-Mar-18	25	58	39	25	15	9
25-Mar-19	20	53	33	20	11	6
25-Mar-20	16	47	28	16	8	4
25-Mar-21	12	43	23	12	6	3
25-Mar-22	9	38	20	9	4	2
25-Mar-23	7	34	16	7	3	1
25-Mar-24	6	30	13	6	2	1
25-Mar-25	4	26	11	4	2	1
25-Mar-26	3	23	9	3	1 *	
25-Mar-27	2	20	7	2	1 *	
25-Mar-28	2	16	6	2	1 *	
25-Mar-29	1	14	4	1 *	*	
25-Mar-30	1	11	3	1 *	*	
25-Mar-31	1	8	2	1 *	*	
25-Mar-32 *		6	2 *	*	*	
25-Mar-33 *		4	1 *	*	*	
25-Mar-34 *		2 *	*	*	*	
25-Mar-35	0	0	0	0	0	0

WAL 10.95375 15.57034 12.6769 10.95375 9.83224 9.02802

Principal Wind: Apr10-Feb35 Apr10-Feb35 Apr10-Feb35 Apr10-Feb35 Apr10-Feb35 Apr10-Feb35

Prepay 300 PSA 100 PSA 200 PSA 300 PSA 400 PSA 500 PSA

# rfcs2bbg2 - Dec - AMEZ

Date	1	2	3	4	5	6
24-Mar-05	100	100	100	100	100	100
25-Mar-06	100	100	100	100	100	100
25-Mar-07	100	100	100	100	100	100
25-Mar-08	100	100	100	100	100	100
25-Mar-09	100	100	100	100	100	100
25-Mar-10	100	100	100	100	100	100
25-Mar-11	93	97	95	93	90	88
25-Mar-12	84	93	89	84	79	74
25-Mar-13	73	88	81	73	66	58
25-Mar-14	61	83	72	61	52	42
25-Mar-15	50	76	62	50	39	29
25-Mar-16	39	70	53	39	28	20
25-Mar-17	31	64	45	31	21	13
25-Mar-18	25	58	39	25	15	9
25-Mar-19	20	53	33	20	11	6
25-Mar-20	16	47	28	16	8	4
25-Mar-21	12	43	23	12	6	3
25-Mar-22	9	38	20	9	4	2
25-Mar-23	7	34	16	7	3	1
25-Mar-24	6	30	13	6	2	1
25-Mar-25	4	26	11	4	2	1
25-Mar-26	3	23	9	3	1 *	
25-Mar-27	2	20	7	2	1 *	
25-Mar-28	2	16	6	2	1 *	
25-Mar-29	1	14	4	1 *	*	
25-Mar-30	1	11	3	1 *	*	
25-Mar-31	1	8	2	1 *	*	
25-Mar-32 *		6	2 *	*	*	
25-Mar-33 *		4	1 *	*	*	
25-Mar-34 *		2 *	*	*	*	
25-Mar-35	0	0	0	0	0	0

WAL            10.95375    15.57034    12.6769    10.95375    9.83224    9.02802  
 Principal Windr Apr10-Feb35   Apr10-Feb35   Apr10-Feb35   Apr10-Feb35   Apr10-Feb35   Apr10-Feb35

Prepay        300 PSA    100 PSA    200 PSA    300 PSA    400 PSA    500 PSA

# rfcs2bbg2 - Dec - SUB

Date	1	2	3	4	5	6
24-Mar-05	100	100	100	100	100	100
25-Mar-06	99	99	99	99	99	99
25-Mar-07	98	98	98	98	98	98
25-Mar-08	97	97	97	97	97	97
25-Mar-09	96	96	96	96	96	96
25-Mar-10	95	95	95	95	95	95
25-Mar-11	88	92	90	88	86	84
25-Mar-12	81	89	85	81	76	72
25-Mar-13	70	84	77	70	64	58
25-Mar-14	59	79	69	59	51	43
25-Mar-15	48	73	59	48	38	29
25-Mar-16	38	67	51	38	28	20
25-Mar-17	30	61	43	30	21	14
25-Mar-18	24	55	37	24	15	9
25-Mar-19	19	50	31	19	11	6
25-Mar-20	15	45	26	15	8	4
25-Mar-21	12	41	22	12	6	3
25-Mar-22	9	36	19	9	4	2
25-Mar-23	7	32	16	7	3	1
25-Mar-24	5	29	13	5	2	1
25-Mar-25	4	25	11	4	2	1
25-Mar-26	3	22	9	3	1 *	
25-Mar-27	2	19	7	2	1 *	
25-Mar-28	2	16	5	2	1 *	
25-Mar-29	1	13	4	1 *	*	
25-Mar-30	1	10	3	1 *	*	
25-Mar-31	1	8	2	1 *	*	
25-Mar-32 *		6	2 *	*	*	
25-Mar-33 *		4	1 *	*	*	
25-Mar-34 *		2 *	*	*	*	
25-Mar-35	0	0	0	0	0	0

WAL 10.59355 14.938 12.20805 10.59355 9.56035 8.84853  
 Principal Windt Apr05-Feb35 Apr05-Feb35 Apr05-Feb35 Apr05-Feb35 Apr05-Feb35 Apr05-Feb35

Prepay 300 PSA 100 PSA 200 PSA 300 PSA 400 PSA 500 PSA

# rfcs2bbg2 - Dec - DEAL\_PLUGIN

Date	1	2	3	4	5	6
24-Mar-05	100	100	100	100	100	100
25-Mar-06	95	98	96	95	93	92
25-Mar-07	83	93	88	83	78	73
25-Mar-08	68	87	77	68	59	51
25-Mar-09	55	81	67	55	44	35
25-Mar-10	44	75	58	44	33	24
25-Mar-11	36	69	50	36	25	17
25-Mar-12	29	64	44	29	19	12
25-Mar-13	23	60	38	23	14	8
25-Mar-14	19	55	33	19	11	6
25-Mar-15	15	51	28	15	8	4
25-Mar-16	12	47	24	12	6	3
25-Mar-17	10	42	21	10	4	2
25-Mar-18	8	39	18	8	3	1
25-Mar-19	6	35	15	6	2	1
25-Mar-20	5	32	13	5	2	1
25-Mar-21	4	28	11	4	1 *	
25-Mar-22	3	25	9	3	1 *	
25-Mar-23	2	23	7	2	1 *	
25-Mar-24	2	20	6	2 *	*	
25-Mar-25	1	17	5	1 *	*	
25-Mar-26	1	15	4	1 *	*	
25-Mar-27	1	13	3	1 *	*	
25-Mar-28	1	11	3	1 *	*	
25-Mar-29 *		9	2 *	*	*	
25-Mar-30 *		7	2 *	*	*	
25-Mar-31 *		6	1 *	*	*	
25-Mar-32 *		4	1 *	*	*	
25-Mar-33 *		3 *	*	*	*	
25-Mar-34 *		1 *	*	*	*	
25-Mar-35	0	0	0	0	0	0

WAL 5.76969 11.63013 7.78116 5.76969 4.59379 3.83862

Principal Wind: Apr05-Feb35 Apr05-Feb35 Apr05-Feb35 Apr05-Feb35 Apr05-Feb35 Apr05-Feb35

Prepay 300 PSA 100 PSA 200 PSA 300 PSA 400 PSA 500 PSA



**rfcs2bbg2 - Dec - #NETRATE**

Date	1	2	3	4	5	6
24-Mar-05	0	0	0	0	0	0
25-Mar-06	0	0	0	0	0	0
25-Mar-07	0	0	0	0	0	0
25-Mar-08	0	0	0	0	0	0
25-Mar-09	0	0	0	0	0	0
25-Mar-10	0	0	0	0	0	0
25-Mar-11	0	0	0	0	0	0
25-Mar-12	0	0	0	0	0	0
25-Mar-13	0	0	0	0	0	0
25-Mar-14	0	0	0	0	0	0
25-Mar-15	0	0	0	0	0	0
25-Mar-16	0	0	0	0	0	0
25-Mar-17	0	0	0	0	0	0
25-Mar-18	0	0	0	0	0	0
25-Mar-19	0	0	0	0	0	0
25-Mar-20	0	0	0	0	0	0
25-Mar-21	0	0	0	0	0	0
25-Mar-22	0	0	0	0	0	0
25-Mar-23	0	0	0	0	0	0
25-Mar-24	0	0	0	0	0	0
25-Mar-25	0	0	0	0	0	0
25-Mar-26	0	0	0	0	0	0
25-Mar-27	0	0	0	0	0	0
25-Mar-28	0	0	0	0	0	0
25-Mar-29	0	0	0	0	0	0
25-Mar-30	0	0	0	0	0	0
25-Mar-31	0	0	0	0	0	0
25-Mar-32	0	0	0	0	0	0
25-Mar-33	0	0	0	0	0	0
25-Mar-34	0	0	0	0	0	0
25-Mar-35	0	0	0	0	0	0

WAL        NA        NA        NA        NA        NA        NA

Principal Window

Prepay        300 PSA 100 PSA 200 PSA 300 PSA 400 PSA 500 PSA

# rfcs2bbg2 - Dec - #Z\_ACC

Date	1	2	3	4	5	6
24-Mar-05	0	0	0	0	0	0
25-Mar-06	0	0	0	0	0	0
25-Mar-07	0	0	0	0	0	0
25-Mar-08	0	0	0	0	0	0
25-Mar-09	0	0	0	0	0	0
25-Mar-10	0	0	0	0	0	0
25-Mar-11	0	0	0	0	0	0
25-Mar-12	0	0	0	0	0	0
25-Mar-13	0	0	0	0	0	0
25-Mar-14	0	0	0	0	0	0
25-Mar-15	0	0	0	0	0	0
25-Mar-16	0	0	0	0	0	0
25-Mar-17	0	0	0	0	0	0
25-Mar-18	0	0	0	0	0	0
25-Mar-19	0	0	0	0	0	0
25-Mar-20	0	0	0	0	0	0
25-Mar-21	0	0	0	0	0	0
25-Mar-22	0	0	0	0	0	0
25-Mar-23	0	0	0	0	0	0
25-Mar-24	0	0	0	0	0	0
25-Mar-25	0	0	0	0	0	0
25-Mar-26	0	0	0	0	0	0
25-Mar-27	0	0	0	0	0	0
25-Mar-28	0	0	0	0	0	0
25-Mar-29	0	0	0	0	0	0
25-Mar-30	0	0	0	0	0	0
25-Mar-31	0	0	0	0	0	0
25-Mar-32	0	0	0	0	0	0
25-Mar-33	0	0	0	0	0	0
25-Mar-34	0	0	0	0	0	0
25-Mar-35	0	0	0	0	0	0

WAL      NA      NA      NA      NA      NA      NA

Principal Window

Prepay      300 PSA   100 PSA   200 PSA   300 PSA   400 PSA   500 PSA

**rfcs2bbg2 - Dec - #RESIDCASH**

Date	1	2	3	4	5	6
24-Mar-05	0	0	0	0	0	0
25-Mar-06	0	0	0	0	0	0
25-Mar-07	0	0	0	0	0	0
25-Mar-08	0	0	0	0	0	0
25-Mar-09	0	0	0	0	0	0
25-Mar-10	0	0	0	0	0	0
25-Mar-11	0	0	0	0	0	0
25-Mar-12	0	0	0	0	0	0
25-Mar-13	0	0	0	0	0	0
25-Mar-14	0	0	0	0	0	0
25-Mar-15	0	0	0	0	0	0
25-Mar-16	0	0	0	0	0	0
25-Mar-17	0	0	0	0	0	0
25-Mar-18	0	0	0	0	0	0
25-Mar-19	0	0	0	0	0	0
25-Mar-20	0	0	0	0	0	0
25-Mar-21	0	0	0	0	0	0
25-Mar-22	0	0	0	0	0	0
25-Mar-23	0	0	0	0	0	0
25-Mar-24	0	0	0	0	0	0
25-Mar-25	0	0	0	0	0	0
25-Mar-26	0	0	0	0	0	0
25-Mar-27	0	0	0	0	0	0
25-Mar-28	0	0	0	0	0	0
25-Mar-29	0	0	0	0	0	0
25-Mar-30	0	0	0	0	0	0
25-Mar-31	0	0	0	0	0	0
25-Mar-32	0	0	0	0	0	0
25-Mar-33	0	0	0	0	0	0
25-Mar-34	0	0	0	0	0	0
25-Mar-35	0	0	0	0	0	0

WAL        NA        NA        NA        NA        NA

Principal Window

Prepay        300 PSA   100 PSA   200 PSA   300 PSA   400 PSA   500 PSA

**rfcs2bbg2 - Dec - Class-A2MEZ**

Date	1	2	3	4	5	6
24-Mar-05	100	100	100	100	100	100
25-Mar-06	100	100	100	100	100	100
25-Mar-07	100	100	100	100	100	100
25-Mar-08	100	100	100	100	100	100
25-Mar-09	100	100	100	100	100	100
25-Mar-10	100	100	100	100	100	100
25-Mar-11	93	97	95	93	90	88
25-Mar-12	84	93	89	84	79	74
25-Mar-13	73	88	81	73	66	58
25-Mar-14	61	83	72	61	52	42
25-Mar-15	50	76	62	50	39	29
25-Mar-16	39	70	53	39	28	20
25-Mar-17	31	64	45	31	21	13
25-Mar-18	25	58	39	25	15	9
25-Mar-19	20	53	33	20	11	6
25-Mar-20	16	47	28	16	8	4
25-Mar-21	12	43	23	12	6	3
25-Mar-22	9	38	20	9	4	2
25-Mar-23	7	34	16	7	3	1
25-Mar-24	6	30	13	6	2	1
25-Mar-25	4	26	11	4	2	1
25-Mar-26	3	23	9	3	1 *	
25-Mar-27	2	20	7	2	1 *	
25-Mar-28	2	16	6	2	1 *	
25-Mar-29	1	14	4	1 *	*	
25-Mar-30	1	11	3	1 *	*	
25-Mar-31	1	8	2	1 *	*	
25-Mar-32 *		6	2 *	*	*	
25-Mar-33 *		4	1 *	*	*	
25-Mar-34 *		2 *	*	*	*	
25-Mar-35	0	0	0	0	0	0

WAL            10.95375    15.57034    12.6769    10.95375    9.83224    9.02802  
 Principal Windr Apr10-Feb35   Apr10-Feb35   Apr10-Feb35   Apr10-Feb35   Apr10-Feb35   Apr10-Feb35

Prepay        300 PSA    100 PSA    200 PSA    300 PSA    400 PSA    500 PSA

# rfcs2bbg2 - Dec - Class-RTL1

Date	1	2	3	4	5	6
24-Mar-05	100	100	100	100	100	100
25-Mar-06	100	100	100	100	100	100
25-Mar-07	100	100	100	100	100	100
25-Mar-08	100	100	100	100	100	100
25-Mar-09	99	99	99	99	99	99
25-Mar-10	98	98	98	98	98	98
25-Mar-11	96	96	96	96	96	58
25-Mar-12	95	95	95	95	88	22
25-Mar-13	94	94	94	94	57	6
25-Mar-14	93	93	93	93	39	1
25-Mar-15	92	92	92	92	29	1
25-Mar-16	73	90	90	73	22 *	
25-Mar-17	58	89	89	58	16 *	
25-Mar-18	46	88	88	46	12 *	
25-Mar-19	36	87	87	36	9 *	
25-Mar-20	29	86	86	29	6 *	
25-Mar-21	23	84	79	23	5 *	
25-Mar-22	18	83	66	18	3 *	
25-Mar-23	14	82	55	14	2 *	
25-Mar-24	11	81	46	11	2 *	
25-Mar-25	8	80	37	8	1 *	
25-Mar-26	6	78	30	6	1 *	
25-Mar-27	5	77	24	5	1 *	
25-Mar-28	3	76	19	3 *	*	
25-Mar-29	2	75	15	2 *	*	
25-Mar-30	2	60	11	2 *	*	
25-Mar-31	1	46	8	1 *	*	
25-Mar-32	1	33	5	1 *	*	
25-Mar-33 *		21	3 *	*	*	
25-Mar-34 *		9	1 *	*	*	
25-Mar-35	0	0	0	0	0	0

WAL 13.54589 23.46449 18.63132 13.54589 9.42178 6.42115  
 Principal Windr Apr08-Feb35 Apr08-Feb35 Apr08-Feb35 Apr08-Feb35 Apr08-Feb35 Apr08-Feb35

Prepay 300 PSA 100 PSA 200 PSA 300 PSA 400 PSA 500 PSA

# rfcs2bbg2 - Dec - Class-RTL

Date	1	2	3	4	5	6
24-Mar-05	100	100	100	100	100	100
25-Mar-06	100	100	100	100	100	100
25-Mar-07	100	100	100	100	100	100
25-Mar-08	100	100	100	100	100	100
25-Mar-09	99	99	99	99	99	99
25-Mar-10	98	98	98	98	98	98
25-Mar-11	96	96	96	96	96	58
25-Mar-12	95	95	95	95	88	22
25-Mar-13	94	94	94	94	57	6
25-Mar-14	93	93	93	93	39	1
25-Mar-15	92	92	92	92	29	1
25-Mar-16	73	90	90	73	22 *	
25-Mar-17	58	89	89	58	16 *	
25-Mar-18	46	88	88	46	12 *	
25-Mar-19	36	87	87	36	9 *	
25-Mar-20	29	86	86	29	6 *	
25-Mar-21	23	84	79	23	5 *	
25-Mar-22	18	83	66	18	3 *	
25-Mar-23	14	82	55	14	2 *	
25-Mar-24	11	81	46	11	2 *	
25-Mar-25	8	80	37	8	1 *	
25-Mar-26	6	78	30	6	1 *	
25-Mar-27	5	77	24	5	1 *	
25-Mar-28	3	76	19	3 *	*	
25-Mar-29	2	75	15	2 *	*	
25-Mar-30	2	60	11	2 *	*	
25-Mar-31	1	46	8	1 *	*	
25-Mar-32	1	33	5	1 *	*	
25-Mar-33 *		21	3 *	*	*	
25-Mar-34 *		9	1 *	*	*	
25-Mar-35	0	0	0	0	0	0

WAL 13.54589 23.46449 18.63132 13.54589 9.42178 6.42115

Principal Wind: Apr08-Feb35 Apr08-Feb35 Apr08-Feb35 Apr08-Feb35 Apr08-Feb35 Apr08-Feb35

Prepay 300 PSA 100 PSA 200 PSA 300 PSA 400 PSA 500 PSA

# rfcs2bbg2 - Dec - Class-2V

Date	1	2	3	4	5	6
24-Mar-05	100	100	100	100	100	100
25-Mar-06	98	98	98	98	98	98
25-Mar-07	96	96	96	96	96	96
25-Mar-08	94	94	94	94	94	94
25-Mar-09	92	92	92	92	92	92
25-Mar-10	89	89	89	89	89	0
25-Mar-11	87	87	87	87	12	0
25-Mar-12	83	84	84	83	0	0
25-Mar-13	19	81	81	19	0	0
25-Mar-14	0	78	78	0	0	0
25-Mar-15	0	75	75	0	0	0
25-Mar-16	0	71	66	0	0	0
25-Mar-17	0	68	27	0	0	0
25-Mar-18	0	64	0	0	0	0
25-Mar-19	0	60	0	0	0	0
25-Mar-20	0	56	0	0	0	0
25-Mar-21	0	52	0	0	0	0
25-Mar-22	0	47	0	0	0	0
25-Mar-23	0	42	0	0	0	0
25-Mar-24	0	25	0	0	0	0
25-Mar-25	0	0	0	0	0	0

WAL            7.05194    14.1317    10.18732    7.05194    5.37711    4.42769  
 Principal Wind: Apr05-Aug13   Apr05-Dec24   Apr05-Dec17   Apr05-Aug13   Apr05-May11   Apr05-Feb10

Prepay        300 PSA    100 PSA    200 PSA    300 PSA    400 PSA    500 PSA

**rfcs2bbg2 - Dec - Class-2REST**

Date	1	2	3	4	5	6
24-Mar-05	100	100	100	100	100	100
25-Mar-06	100	100	100	100	100	100
25-Mar-07	100	100	100	100	100	100
25-Mar-08	100	100	100	100	100	100
25-Mar-09	100	100	100	100	100	100
25-Mar-10	100	100	100	100	100	24
25-Mar-11	100	100	100	100	44	0
25-Mar-12	99	100	100	99	0	0
25-Mar-13	54	100	100	54	0	0
25-Mar-14	22	100	100	22	0	0
25-Mar-15 *		100	100 *		0	0
25-Mar-16	0	100	96	0	0	0
25-Mar-17	0	100	69	0	0	0
25-Mar-18	0	100	46	0	0	0
25-Mar-19	0	100	26	0	0	0
25-Mar-20	0	100	9	0	0	0
25-Mar-21	0	100	0	0	0	0
25-Mar-22	0	100	0	0	0	0
25-Mar-23	0	100	0	0	0	0
25-Mar-24	0	91	0	0	0	0
25-Mar-25	0	70	0	0	0	0
25-Mar-26	0	51	0	0	0	0
25-Mar-27	0	33	0	0	0	0
25-Mar-28	0	16	0	0	0	0
25-Mar-29	0 *		0	0	0	0
25-Mar-30	0	0	0	0	0	0

WAL            8.28644      21.1853      12.99762      8.28644      5.9986      4.81117  
 Principal Wind: Mar12-Apr15   Nov23-Apr29   Feb16-Nov20   Mar12-Apr15   Jun10-Jan12   Jul09-Jul10

Prepay        300 PSA      100 PSA      200 PSA      300 PSA      400 PSA      500 PSA



**rfcs2bbg2 - Dec - Class-1G2**

Date	1	2	3	4	5	6
24-Mar-05	100	100	100	100	100	100
25-Mar-06	100	100	100	100	100	100
25-Mar-07	100	100	100	100	100	100
25-Mar-08	100	100	100	100	100	100
25-Mar-09	100	100	100	100	100	100
25-Mar-10	100	100	100	100	100	24
25-Mar-11	100	100	100	100	44	0
25-Mar-12	99	100	100	99	0	0
25-Mar-13	54	100	100	54	0	0
25-Mar-14	22	100	100	22	0	0
25-Mar-15 *		100	100 *		0	0
25-Mar-16	0	100	96	0	0	0
25-Mar-17	0	100	69	0	0	0
25-Mar-18	0	100	46	0	0	0
25-Mar-19	0	100	26	0	0	0
25-Mar-20	0	100	9	0	0	0
25-Mar-21	0	100	0	0	0	0
25-Mar-22	0	100	0	0	0	0
25-Mar-23	0	100	0	0	0	0
25-Mar-24	0	91	0	0	0	0
25-Mar-25	0	70	0	0	0	0
25-Mar-26	0	51	0	0	0	0
25-Mar-27	0	33	0	0	0	0
25-Mar-28	0	16	0	0	0	0
25-Mar-29	0 *		0	0	0	0
25-Mar-30	0	0	0	0	0	0

WAL 8.28644 21.1853 12.99762 8.28644 5.9986 4.81117

Principal Wind: Mar12-Apr15 Nov23-Apr29 Feb16-Nov20 Mar12-Apr15 Jun10-Jan12 Jul09-Jul10

Prepay 300 PSA 100 PSA 200 PSA 300 PSA 400 PSA 500 PSA

## rfcs2bbg2 - Dec - Class-REST

Date	1	2	3	4	5	6
24-Mar-05	100	100	100	100	100	100
25-Mar-06	93	97	95	93	91	89
25-Mar-07	78	91	84	78	71	65
25-Mar-08	58	83	70	58	47	37
25-Mar-09	42	75	57	42	28	17
25-Mar-10	29	68	46	29	14	3
25-Mar-11	19	62	37	19	5	0
25-Mar-12	12	56	30	12	0	0
25-Mar-13	6	51	24	6	0	0
25-Mar-14	3	46	19	3	0	0
25-Mar-15 *		42	15 *		0	0
25-Mar-16	0	37	11	0	0	0
25-Mar-17	0	33	8	0	0	0
25-Mar-18	0	29	5	0	0	0
25-Mar-19	0	26	3	0	0	0
25-Mar-20	0	22	1	0	0	0
25-Mar-21	0	19	0	0	0	0
25-Mar-22	0	16	0	0	0	0
25-Mar-23	0	13	0	0	0	0
25-Mar-24	0	11	0	0	0	0
25-Mar-25	0	8	0	0	0	0
25-Mar-26	0	6	0	0	0	0
25-Mar-27	0	4	0	0	0	0
25-Mar-28	0	2	0	0	0	0
25-Mar-29	0 *		0	0	0	0
25-Mar-30	0	0	0	0	0	0

WAL            3.93604    9.50699    5.61448    3.93604    3.11753    2.64878  
 Principal Windr Apr05-Apr15   Apr05-Apr29   Apr05-Nov20   Apr05-Apr15   Apr05-Jan12   Apr05-Jul10

Prepay        300 PSA    100 PSA    200 PSA    300 PSA    400 PSA    500 PSA

# rfcs2bbg2 - Dec - Class-1AS

Date	1	2	3	4	5	6
24-Mar-05	100	100	100	100	100	100
25-Mar-06	94	97	96	94	92	90
25-Mar-07	80	92	86	80	75	69
25-Mar-08	63	85	73	63	53	44
25-Mar-09	48	78	62	48	36	26
25-Mar-10	36	71	52	36	24	13
25-Mar-11	28	65	44	28	15	6
25-Mar-12	21	60	37	21	10	2
25-Mar-13	16	55	32	16	6	1
25-Mar-14	13	51	27	13	4 *	
25-Mar-15	10	47	24	10	3 *	
25-Mar-16	8	43	20	8	2 *	
25-Mar-17	6	39	17	6	2 *	
25-Mar-18	5	36	15	5	1 *	
25-Mar-19	4	32	12	4	1 *	
25-Mar-20	3	29	10	3	1 *	
25-Mar-21	3	26	9	3	1 *	
25-Mar-22	2	24	7	2 *	*	
25-Mar-23	2	21	6	2 *	*	
25-Mar-24	1	19	5	1 *	*	
25-Mar-25	1	16	4	1 *	*	
25-Mar-26	1	14	3	1 *	*	
25-Mar-27	1	12	3	1 *	*	
25-Mar-28 *		10	2 *	*	*	
25-Mar-29 *		8	2 *	*	*	
25-Mar-30 *		7	1 *	*	*	
25-Mar-31 *		5	1 *	*	*	
25-Mar-32 *		4	1 *	*	*	
25-Mar-33 *		2 *	*	*	*	
25-Mar-34 *		1 *	*	*	*	
25-Mar-35	0	0	0	0	0	0

WAL 5.00748 11.06317 7.06578 5.00748 3.82042 3.06938

Principal Wind: Apr05-Feb35 Apr05-Feb35 Apr05-Feb35 Apr05-Feb35 Apr05-Feb35 Apr05-Feb35

Prepay 300 PSA 100 PSA 200 PSA 300 PSA 400 PSA 500 PSA

# rfcs2bbg2 - Dec - Class-SEN

Date	1	2	3	4	5	6
24-Mar-05	100	100	100	100	100	100
25-Mar-06	94	98	96	94	93	91
25-Mar-07	82	93	87	82	77	72
25-Mar-08	67	86	76	67	58	50
25-Mar-09	54	80	66	54	43	34
25-Mar-10	43	74	57	43	31	22
25-Mar-11	34	69	49	34	23	15
25-Mar-12	27	64	43	27	17	10
25-Mar-13	22	59	37	22	12	7
25-Mar-14	18	54	32	18	9	4
25-Mar-15	14	50	27	14	7	3
25-Mar-16	11	46	24	11	5	2
25-Mar-17	9	42	20	9	4	1
25-Mar-18	7	38	17	7	3	1
25-Mar-19	6	35	15	6	2	1
25-Mar-20	4	31	12	4	1 *	
25-Mar-21	4	28	10	4	1 *	
25-Mar-22	3	25	9	3	1 *	
25-Mar-23	2	22	7	2	1 *	
25-Mar-24	2	20	6	2 *	*	
25-Mar-25	1	17	5	1 *	*	
25-Mar-26	1	15	4	1 *	*	
25-Mar-27	1	13	3	1 *	*	
25-Mar-28	1	11	3	1 *	*	
25-Mar-29 *		9	2 *	*	*	
25-Mar-30 *		7	1 *	*	*	
25-Mar-31 *		5	1 *	*	*	
25-Mar-32 *		4	1 *	*	*	
25-Mar-33 *		2 *	*	*	*	
25-Mar-34 *		1 *	*	*	*	
25-Mar-35	0	0	0	0	0	0

WAL 5.62049 11.52782 7.64424 5.62049 4.44019 3.68367

Principal Wind Apr05-Feb35 Apr05-Feb35 Apr05-Feb35 Apr05-Feb35 Apr05-Feb35 Apr05-Feb35

Prepay 300 PSA 100 PSA 200 PSA 300 PSA 400 PSA 500 PSA

# rfcs2bbg2 - Dec - COLLAT

Date	1	2	3	4	5	6
24-Mar-05	100	100	100	100	100	100
25-Mar-06	95	98	96	95	93	92
25-Mar-07	83	93	88	83	78	73
25-Mar-08	68	87	77	68	59	51
25-Mar-09	55	81	67	55	44	35
25-Mar-10	44	75	58	44	33	24
25-Mar-11	36	69	50	36	25	17
25-Mar-12	29	64	44	29	19	12
25-Mar-13	23	60	38	23	14	8
25-Mar-14	19	55	33	19	11	6
25-Mar-15	15	51	28	15	8	4
25-Mar-16	12	47	24	12	6	3
25-Mar-17	10	42	21	10	4	2
25-Mar-18	8	39	18	8	3	1
25-Mar-19	6	35	15	6	2	1
25-Mar-20	5	32	13	5	2	1
25-Mar-21	4	28	11	4	1 *	
25-Mar-22	3	25	9	3	1 *	
25-Mar-23	2	23	7	2	1 *	
25-Mar-24	2	20	6	2 *	*	
25-Mar-25	1	17	5	1 *	*	
25-Mar-26	1	15	4	1 *	*	
25-Mar-27	1	13	3	1 *	*	
25-Mar-28	1	11	3	1 *	*	
25-Mar-29 *		9	2 *	*	*	
25-Mar-30 *		7	2 *	*	*	
25-Mar-31 *		6	1 *	*	*	
25-Mar-32 *		4	1 *	*	*	
25-Mar-33 *		3 *	*	*	*	
25-Mar-34 *		1 *	*	*	*	
25-Mar-35	0	0	0	0	0	0

WAL 5.76969 11.63013 7.78116 5.76969 4.59379 3.83862

Principal Wind: Apr05-Feb35 Apr05-Feb35 Apr05-Feb35 Apr05-Feb35 Apr05-Feb35 Apr05-Feb35

Prepay 300 PSA 100 PSA 200 PSA 300 PSA 400 PSA 500 PSA

-----  
\$           VERSION: 3.01 (BLOOMBERG CMO BOND FILE)  
-----

\$           DEAL: gsrfc2bbg2  
\$           PRICING: 300 PSA  
\$           SETTLEMENT: 20050324  
-----

-----  
\$           BLOCK: 1  
!{           TRANCHE NAME: A2 }  
\$           ORIGINAL\_AMOUNT: 23913000.00  
\$           CURRENT\_FACTOR: 1.000000000  
\$           CURRENT\_COUPON: 5.5  
\$           PRINCIPAL\_FREQ: 12  
\$           PAYMENT\_DELAY: 24  
\$           DATED\_DATE: 20050301  
\$           FIRST\_PAYMENT\_DATE: 20050425  
\$           NEXT\_PAYMENT\_DATE: 20050425  
\$           ACCRUAL\_METHOD: THIRTY\_360  
-----

-----  
\$           BLOCK: 2  
!{           TRANCHE NAME: AMEZ }  
\$           ORIGINAL\_AMOUNT: 1860000.00  
\$           CURRENT\_FACTOR: 1.000000000  
\$           CURRENT\_COUPON: 5.5  
\$           PRINCIPAL\_FREQ: 12  
\$           PAYMENT\_DELAY: 24  
\$           DATED\_DATE: 20050301  
\$           FIRST\_PAYMENT\_DATE: 20050425  
\$           NEXT\_PAYMENT\_DATE: 20050425  
\$           ACCRUAL\_METHOD: THIRTY\_360  
-----

-----  
\$           BLOCK: 3  
!{           TRANCHE NAME: A1 }  
\$           ORIGINAL\_AMOUNT: 25000000.00  
\$           CURRENT\_FACTOR: 1.000000000  
\$           CURRENT\_COUPON: 5.25  
\$           PRINCIPAL\_FREQ: 12  
\$           PAYMENT\_DELAY: 24  
\$           DATED\_DATE: 20050301  
\$           FIRST\_PAYMENT\_DATE: 20050425  
\$           NEXT\_PAYMENT\_DATE: 20050425  
\$           ACCRUAL\_METHOD: THIRTY\_360  
-----

-----  
\$           BLOCK: 4  
!{           TRANCHE NAME: G1 }  
\$           ORIGINAL\_AMOUNT: 175790000.00  
\$           CURRENT\_FACTOR: 1.000000000  
\$           CURRENT\_COUPON: 5.5  
\$           PRINCIPAL\_FREQ: 12  
\$           PAYMENT\_DELAY: 24  
\$           DATED\_DATE: 20050301  
\$           FIRST\_PAYMENT\_DATE: 20050425  
\$           NEXT\_PAYMENT\_DATE: 20050425  
\$           ACCRUAL\_METHOD: THIRTY\_360  
-----

-----  
\$           BLOCK: 5  
!{           TRANCHE NAME: G2 }  
\$           ORIGINAL\_AMOUNT: 5000000.00  
\$           CURRENT\_FACTOR: 1.000000000  
\$           CURRENT\_COUPON: 5.5  
\$           PRINCIPAL\_FREQ: 12  
\$           PAYMENT\_DELAY: 24  
\$           DATED\_DATE: 20050301  
\$           FIRST\_PAYMENT\_DATE: 20050425  
\$           NEXT\_PAYMENT\_DATE: 20050425  
\$           ACCRUAL\_METHOD: THIRTY\_360  
-----

\$ BLOCK: 6  
!{ TRANCHE NAME: V1 }  
\$ ORIGINAL\_AMOUNT: 5991000.00  
\$ CURRENT\_FACTOR: 1.000000000  
\$ CURRENT\_COUPON: 5.5  
\$ PRINCIPAL\_FREQ: 12  
\$ PAYMENT\_DELAY: 24  
\$ DATED\_DATE: 20050301  
\$ FIRST\_PAYMENT\_DATE: 20050425  
\$ NEXT\_PAYMENT\_DATE: 20050425  
\$ ACCRUAL\_METHOD: THIRTY\_360

-----  
\$ BLOCK: 7  
!{ TRANCHE NAME: V2 }  
\$ ORIGINAL\_AMOUNT: 7726000.00  
\$ CURRENT\_FACTOR: 1.000000000  
\$ CURRENT\_COUPON: 5.5  
\$ PRINCIPAL\_FREQ: 12  
\$ PAYMENT\_DELAY: 24  
\$ DATED\_DATE: 20050301  
\$ FIRST\_PAYMENT\_DATE: 20050425  
\$ NEXT\_PAYMENT\_DATE: 20050425  
\$ ACCRUAL\_METHOD: THIRTY\_360

-----  
\$ BLOCK: 8  
!{ TRANCHE NAME: Z }  
\$ ORIGINAL\_AMOUNT: 4720000.00  
\$ CURRENT\_FACTOR: 1.000000000  
\$ CURRENT\_COUPON: 5.5  
\$ PRINCIPAL\_FREQ: 12  
\$ PAYMENT\_DELAY: 24  
\$ DATED\_DATE: 20050301  
\$ FIRST\_PAYMENT\_DATE: 20050425  
\$ NEXT\_PAYMENT\_DATE: 20050425  
\$ ACCRUAL\_METHOD: THIRTY\_360

-----  
\$ BLOCK: 9  
!{ TRANCHE NAME: SUB }  
\$ ORIGINAL\_AMOUNT: 7731958.76  
\$ CURRENT\_FACTOR: 1.000000000  
\$ CURRENT\_COUPON: 5.5  
\$ PRINCIPAL\_FREQ: 12  
\$ PAYMENT\_DELAY: 24  
\$ DATED\_DATE: 20050301  
\$ FIRST\_PAYMENT\_DATE: 20050425  
\$ NEXT\_PAYMENT\_DATE: 20050425  
\$ ACCRUAL\_METHOD: THIRTY\_360

-----  
\$ PHANTOM: 10  
!{ TRANCHE NAME: AIO }  
\$ ORIGINAL\_AMOUNT: 772727.27  
\$ CURRENT\_FACTOR: 1.000000000  
\$ CURRENT\_COUPON: 5.5  
\$ PRINCIPAL\_FREQ: 12  
\$ PAYMENT\_DELAY: 24  
\$ DATED\_DATE: 20050301  
\$ FIRST\_PAYMENT\_DATE: 20050425  
\$ NEXT\_PAYMENT\_DATE: 20050425  
\$ ACCRUAL\_METHOD: THIRTY\_360

-----  
\$ PHANTOM: 11  
!{ TRANCHE NAME: AIO2 }  
\$ ORIGINAL\_AMOUNT: 25000000.00  
\$ CURRENT\_FACTOR: 1.000000000  
\$ CURRENT\_COUPON: 0.08  
\$ PRINCIPAL\_FREQ: 12  
\$ PAYMENT\_DELAY: 24

\$ DATED\_DATE: 20050301  
\$ FIRST\_PAYMENT\_DATE: 20050425  
\$ NEXT\_PAYMENT\_DATE: 20050425  
\$ ACCRUAL\_METHOD: THIRTY\_360

-----  
\$ TRANCHE: 1  
\$ NAME: "A2"  
\$ CSORT: 1  
\$ TYPE: NAS  
\$ RECORD\_DELAY: 24  
\$ COMPOSITION: BLOCK: 1 PRIN: 100.00000000 INT: 100.00000000

-----  
\$ TRANCHE: 2  
\$ NAME: "AMEZ"  
\$ CSORT: 2  
\$ TYPE: NAS  
\$ RECORD\_DELAY: 24  
\$ COMPOSITION: BLOCK: 2 PRIN: 100.00000000 INT: 100.00000000

-----  
\$ TRANCHE: 3  
\$ NAME: "A1"  
\$ CSORT: 3  
\$ TYPE:  
\$ RECORD\_DELAY: 24  
\$ COMPOSITION: BLOCK: 3 PRIN: 100.00000000 INT: 100.00000000

-----  
\$ TRANCHE: 4  
\$ NAME: "AIO"  
\$ CSORT: 4  
\$ TYPE: IO,NTL  
\$ RECORD\_DELAY: 24  
\$ NOTIONAL:  
\$ COMPOSITION: BLOCK: 10 PRIN: 100.00000000 INT: 100.00000000  
! ( notional tranche name is AIO )

-----  
\$ TRANCHE: 5  
\$ NAME: "AIO2"  
\$ CSORT: 5  
\$ TYPE: IO,NTL  
\$ RECORD\_DELAY: 24  
\$ NOTIONAL:  
\$ COMPOSITION: BLOCK: 11 PRIN: 100.00000000 INT: 100.00000000  
! ( notional tranche name is AIO2 )

-----  
\$ TRANCHE: 6  
\$ NAME: "G1"  
\$ CSORT: 6  
\$ TYPE:  
\$ RECORD\_DELAY: 24  
\$ COMPOSITION: BLOCK: 4 PRIN: 100.00000000 INT: 100.00000000

-----  
\$ TRANCHE: 7  
\$ NAME: "G2"  
\$ CSORT: 7  
\$ TYPE:  
\$ RECORD\_DELAY: 24  
\$ COMPOSITION: BLOCK: 5 PRIN: 100.00000000 INT: 100.00000000

-----  
\$ TRANCHE: 8  
\$ NAME: "V1"  
\$ CSORT: 8  
\$ TYPE: AD  
\$ RECORD\_DELAY: 24  
\$ COMPOSITION: BLOCK: 6 PRIN: 100.00000000 INT: 100.00000000

-----  
\$ TRANCHE: 9  
\$ NAME: "V2"



\$ CSORT: 9  
\$ TYPE: AD  
\$ RECORD\_DELAY: 24  
\$ COMPOSITION: BLOCK: 7 PRIN: 100.00000000 INT: 100.00000000

-----  
\$ TRANCHE: 10  
\$ NAME: "Z"  
\$ CSORT: 10  
\$ TYPE: Z  
\$ RECORD\_DELAY: 24  
\$ COMPOSITION: BLOCK: 8 PRIN: 100.00000000 INT: 100.00000000

-----  
\$ TRANCHE: 11  
\$ NAME: "SUB"  
\$ CSORT: 11  
\$ TYPE: SUB  
\$ RECORD\_DELAY: 24  
\$ COMPOSITION: BLOCK: 9 PRIN: 100.00000000 INT: 100.00000000

-----  
\$ END\_TRANCHES:  
-----

END OF BOND FILE

\*\*\*\*\*  
\$ VERSION: 3.03 (BLOOMBERG CMO COLLATERAL FILE)


-----  
\$ AGENCY\_LIST: Type Factor Date P/Y Delay BV Delay  
WHOLE 20050301 55 54

-----  
\$ ASSUMED\_POOLS:  
-----

!G Pool Number Pool Type NET-CPN CURR--FACT ORIG--BALANCE PY-FEE BV-FEE  
PY/BV/BLN-W AGE  
-----  
M 1 WHOLE XX/XX 5.50000000 1.00000000 180412371.16 0.35000000 0.35000000  
358 358 358 1  
M 2 WHOLE XX/XX 5.50000000 1.00000000 77319587.64 0.35000000 0.35000000  
240 240 359 1

# CMO RFMSI 05S2 A1

## Scenario Report (Intex)



Generated: 02/18/2005 09:03:54

Page 1 of 2


CUSIP	Monthly	As Of	3/05	Pricing	2/17/05	Original	25,000,000.00
Description:	Senior			Settle	3/24/05	Balance	25,000,000.00
Coupon:	5.250%			Next Proj	4/25/05	Factor	1.00000000
Collateral:	Cpn 5.50 WAC 5.85 WAM 358 WALA 1			Stated Final	0/0/00	Delay	24
Historical CPR's:	3/05= 2/05= 1/05= 3mo= 6mo= 12mo= SI=						
Curve:	3m= 6m= 1yr= 2yr= 3yr= 4yr= 5yr= 7yr= 10yr= 30yr=						

Input	Output	PSA	PSA	PSA	PSA	PSA	PSA
PREPAY		300	100	400	600	800	1000
	Av Life	13.546	23.464	9.422	5.115	3.911	3.226
Price	Window	4/08-2/35	4/08-2/35	4/08-2/35	4/08-4/11	4/08-7/09	2/08-10/08
96-00	Yield	5.712	5.602	5.833	6.161	6.389	6.597
96-04	Yield	5.698	5.591	5.815	6.131	6.352	6.551
96-08	Yield	5.684	5.581	5.796	6.101	6.314	6.506
96-12	Yield	5.670	5.571	5.778	6.071	6.276	6.461
96-16	Yield	5.656	5.560	5.760	6.042	6.238	6.417
96-20	Yield	5.642	5.550	5.741	6.012	6.201	6.372
96-24	Yield	5.627	5.540	5.723	5.982	6.163	6.327
96-28	Yield	5.613	5.530	5.705	5.953	6.126	6.282
97-00	Yield	5.599	5.520	5.687	5.923	6.088	6.238
97-04	Yield	5.585	5.509	5.668	5.894	6.051	6.193
97-08	Yield	5.571	5.499	5.650	5.864	6.014	6.149
97-12	Yield	5.557	5.489	5.632	5.835	5.976	6.104
97-16	Yield	5.544	5.479	5.614	5.806	5.939	6.060
97-20	Yield	5.530	5.469	5.596	5.776	5.902	6.016
97-24	Yield	5.516	5.459	5.578	5.747	5.865	5.971
97-28	Yield	5.502	5.449	5.560	5.718	5.828	5.927
98-00	Yield	5.488	5.439	5.542	5.689	5.791	5.883
98-04	Yield	5.474	5.429	5.524	5.659	5.754	5.839
98-08	Yield	5.460	5.419	5.506	5.630	5.717	5.795
98-12	Yield	5.447	5.409	5.488	5.601	5.680	5.751
98-16	Yield	5.433	5.399	5.471	5.572	5.643	5.708
98-20	Yield	5.419	5.389	5.453	5.543	5.607	5.664
98-24	Yield	5.406	5.379	5.435	5.515	5.570	5.620
98-28	Yield	5.392	5.369	5.417	5.486	5.533	5.577
99-00	Yield	5.378	5.359	5.399	5.457	5.497	5.533
99-04	Yield	5.365	5.349	5.382	5.428	5.460	5.490
99-08	Yield	5.351	5.339	5.364	5.399	5.424	5.446
99-12	Yield	5.338	5.329	5.346	5.371	5.388	5.403
99-16	Yield	5.324	5.320	5.329	5.342	5.351	5.360
99-20	Yield	5.310	5.310	5.311	5.313	5.315	5.316
99-24	Yield	5.297	5.300	5.294	5.285	5.279	5.273
99-28	Yield	5.283	5.290	5.276	5.256	5.243	5.230

*All information contained herein, whether regarding assets backing any securities discussed herein or otherwise, is preliminary and will be superseded by the applicable prospectus supplement and by any other information subsequently filed with the Securities and Exchange Commission ("SEC"). This material is for your private information, and we are not soliciting any action based upon it. Certain transactions give rise to substantial risk and are not suitable for all investors. We, or persons involved in the preparation or issuance of this material, may from time to time, have long or short positions in, and buy or sell, securities, futures or options identical with or related to those mentioned herein. We make no representation that any transaction can or could be effected at the indicated prices. This material may be filed with the SEC and incorporated by reference into an effective registration statement previously filed with the SEC. Information contained in this material is current as of the date appearing on this material only. The information herein has been provided solely by Goldman, Sachs & Co., acting as underwriter and not as agent of the issuer or any of the issuer's affiliates, in reliance on information regarding the collateral furnished by the issuer. Neither the issuer of the certificates nor Goldman, Sachs & Co. nor any of their affiliates makes any representation as to the accuracy or completeness of the information herein. The information contained in this material may be based on assumptions regarding market conditions and other matters as reflected therein. We make no representations regarding the reasonableness of such assumptions or the likelihood that any of such assumptions will coincide with actual market conditions or events, and this material should not be relied upon for such purposes. In addition, we mutually agree that, subject to applicable law, you may disclose any and all aspects of any potential transaction or structure described herein that are necessary to support any U.S. federal income tax benefits, without Goldman Sachs imposing any limitation of any kind. Further information regarding this material may be obtained upon request.*

# CMO RFMSI 05S2 A1

## Scenario Report (Intex)



Generated: 02/18/2005 09:03:54

Page 2 of 2

CUSIP	Monthly	As Of	3/05	Pricing	2/17/05	Original	25,000,000.00
Description:	Senior			Settle	3/24/05	Balance	25,000,000.00
Coupon:	5.250%			Next Proj	4/25/05	Factor	1.00000000
Collateral:	Cpn 5.50 WAC 5.85 WAM 358 WALA 1			Stated Final	0/0/00	Delay	24
Historical CPR's:	3/05= 2/05= 1/05= 3mo= 6mo= 12mo= SI=						
Curve:	3m= 6m= 1yr= 2yr= 3yr= 4yr= 5yr= 7yr= 10yr= 30yr=						

Input	Output	PSA	PSA	PSA	PSA	PSA	PSA
100-00	Yield	5.270	5.280	5.259	5.228	5.207	5.187
100-04	Yield	5.257	5.271	5.241	5.200	5.171	5.144
100-08	Yield	5.243	5.261	5.224	5.171	5.135	5.101
100-12	Yield	5.230	5.251	5.206	5.143	5.099	5.059
100-16	Yield	5.216	5.242	5.189	5.115	5.063	5.016
100-20	Yield	5.203	5.232	5.172	5.086	5.027	4.973
100-24	Yield	5.190	5.222	5.154	5.058	4.991	4.931
100-28	Yield	5.177	5.213	5.137	5.030	4.955	4.888
101-00	Yield	5.163	5.203	5.120	5.002	4.920	4.846
101-04	Yield	5.150	5.194	5.103	4.974	4.884	4.803
101-08	Yield	5.137	5.184	5.085	4.946	4.849	4.761
101-12	Yield	5.124	5.174	5.068	4.918	4.813	4.719
101-16	Yield	5.110	5.165	5.051	4.890	4.778	4.676
101-20	Yield	5.097	5.155	5.034	4.862	4.742	4.634
101-24	Yield	5.084	5.146	5.017	4.834	4.707	4.592
101-28	Yield	5.071	5.136	5.000	4.806	4.672	4.550
102-00	Yield	5.058	5.127	4.983	4.778	4.636	4.508

*This material is for your private information, and we are not soliciting any action based upon it. Certain transactions, including those involving futures, options and high yield securities, give rise to substantial risk and are not suitable for all investors. Opinions expressed are our present opinions only. This material is based upon information that we consider reliable, but we do not represent it as accurate or complete. We or persons involved in the preparation or issuance of this material, may from time to time have positions or conduct transactions in the securities mentioned herein. This material has been issued by Goldman Sachs & Co. and has been approved by Goldman Sachs International, a member of The Securities and Futures Authority, in connection with distribution in the United Kingdom, and by Goldman Sachs Canada in connection with distribution in Canada. Additional information on any of the securities, futures or options mentioned in this material may be obtained upon request. For this purpose, persons in Italy should contact Goldman Sachs S.I.M. S.P.A. in Milan, or at its London branch office at 133 Fleet Street. Goldman Sachs International may have acted upon or used this research prior to, or immediately following its publication.*

# CMO RFMSI 05S2 A1

## Scenario Report (Intex)



Generated: 02/10/2005 18:47:46

Page 1 of 6


CUSIP	Monthly	As Of	3/05	Pricing	2/10/05	Original	25,000,000.00
Description:	Senior			Settle	3/24/05	Balance	25,000,000.00
Coupon:	5.250%			Next Proj	4/25/05	Factor	1.00000000
Collateral:	Cpn 5.50 WAC 5.85 WAM 358 WALA 1			Stated Final	0/0/00	Delay	24
Historical CPR's:	3/05= 2/05= 1/05= 3mo= 6mo= 12mo=			SI=			
Curve:	3m= 6m= 1yr= 2yr= 3yr= 4yr= 5yr= 7yr= 10yr= 30yr=						

Input	Output	PSA	PSA	PSA	PSA	PSA	PSA
PREPAY		300	100	200	300	400	500
	Av Life	13.546	23.464	18.631	13.546	9.422	6.421
Price	Window	4/08-2/35	4/08-2/35	4/08-2/35	4/08-2/35	4/08-2/35	4/08-2/35
96-00	Yield	5.712	5.602	5.639	5.712	5.833	6.012
96-01	Yield	5.709	5.599	5.636	5.709	5.829	6.006
96-02	Yield	5.705	5.597	5.633	5.705	5.824	5.999
96-03	Yield	5.702	5.594	5.630	5.702	5.819	5.993
96-04	Yield	5.698	5.591	5.627	5.698	5.815	5.987
96-05	Yield	5.695	5.589	5.624	5.695	5.810	5.981
96-06	Yield	5.691	5.586	5.622	5.691	5.806	5.975
96-07	Yield	5.687	5.584	5.619	5.687	5.801	5.969
96-08	Yield	5.684	5.581	5.616	5.684	5.796	5.963
96-09	Yield	5.680	5.578	5.613	5.680	5.792	5.956
96-10	Yield	5.677	5.576	5.610	5.677	5.787	5.950
96-11	Yield	5.673	5.573	5.607	5.673	5.783	5.944
96-12	Yield	5.670	5.571	5.604	5.670	5.778	5.938
96-13	Yield	5.666	5.568	5.601	5.666	5.773	5.932
96-14	Yield	5.663	5.566	5.598	5.663	5.769	5.926
96-15	Yield	5.659	5.563	5.595	5.659	5.764	5.920
96-16	Yield	5.656	5.560	5.593	5.656	5.760	5.913
96-17	Yield	5.652	5.558	5.590	5.652	5.755	5.907
96-18	Yield	5.649	5.555	5.587	5.649	5.750	5.901
96-19	Yield	5.645	5.553	5.584	5.645	5.746	5.895
96-20	Yield	5.642	5.550	5.581	5.642	5.741	5.889
96-21	Yield	5.638	5.548	5.578	5.638	5.737	5.883
96-22	Yield	5.634	5.545	5.575	5.634	5.732	5.877
96-23	Yield	5.631	5.543	5.572	5.631	5.728	5.871
96-24	Yield	5.627	5.540	5.569	5.627	5.723	5.864
96-25	Yield	5.624	5.537	5.567	5.624	5.719	5.858
96-26	Yield	5.620	5.535	5.564	5.620	5.714	5.852
96-27	Yield	5.617	5.532	5.561	5.617	5.709	5.846
96-28	Yield	5.613	5.530	5.558	5.613	5.705	5.840
96-29	Yield	5.610	5.527	5.555	5.610	5.700	5.834
96-30	Yield	5.606	5.525	5.552	5.606	5.696	5.828
96-31	Yield	5.603	5.522	5.549	5.603	5.691	5.822

*All information contained herein, whether regarding assets backing any securities discussed herein or otherwise, is preliminary and will be superseded by the applicable prospectus supplement and by any other information subsequently filed with the Securities and Exchange Commission ("SEC"). This material is for your private information, and we are not soliciting any action based upon it. Certain transactions give rise to substantial risk and are not suitable for all investors. We, or persons involved in the preparation or issuance of this material, may from time to time, have long or short positions in, and buy or sell, securities, futures or options identical with or related to those mentioned herein. We make no representation that any transaction can or could be effected at the indicated prices. This material may be filed with the SEC and incorporated by reference into an effective registration statement previously filed with the SEC. Information contained in this material is current as of the date appearing on this material only. The information herein has been provided solely by Goldman, Sachs & Co., acting as underwriter and not as agent of the issuer or any of the issuer's affiliates, in reliance on information regarding the collateral furnished by the issuer. Neither the issuer of the certificates nor Goldman, Sachs & Co. nor any of their affiliates makes any representation as to the accuracy or completeness of the information herein. The information contained in this material may be based on assumptions regarding market conditions and other matters as reflected therein. We make no representations regarding the reasonableness of such assumptions or the likelihood that any of such assumptions will coincide with actual market conditions or events, and this material should not be relied upon for such purposes. In addition, we mutually agree that, subject to applicable law, you may disclose any and all aspects of any potential transaction or structure described herein that are necessary to support any U.S. federal income tax benefits, without Goldman Sachs imposing any limitation of any kind. Further information regarding this material may be obtained upon request.*

# CMO RFMSI 05S2 A1

## Scenario Report (Intex)



Generated: 02/10/2005 18:47:46

Page 2 of 6


CUSIP	Monthly	As Of	3/05	Pricing	2/10/05	Original	25,000,000.00
Description:	Senior			Settle	3/24/05	Balance	25,000,000.00
Coupon:	5.250%			Next Proj	4/25/05	Factor	1.00000000
Collateral:	Cpn 5.50 WAC 5.85 WAM 358 WALA 1			Stated Final	0/0/00	Delay	24
Historical CPR's:	3/05= 2/05= 1/05= 3mo= 6mo= 12mo= SI=						
Curve:	3m= 6m= 1yr= 2yr= 3yr= 4yr= 5yr= 7yr= 10yr= 30yr=						

Input	Output	PSA	PSA	PSA	PSA	PSA	PSA
97-00	Yield	5.599	5.520	5.546	5.599	5.687	5.816
97-01	Yield	5.596	5.517	5.544	5.596	5.682	5.810
97-02	Yield	5.592	5.514	5.541	5.592	5.678	5.803
97-03	Yield	5.589	5.512	5.538	5.589	5.673	5.797
97-04	Yield	5.585	5.509	5.535	5.585	5.668	5.791
97-05	Yield	5.582	5.507	5.532	5.582	5.664	5.785
97-06	Yield	5.578	5.504	5.529	5.578	5.659	5.779
97-07	Yield	5.575	5.502	5.526	5.575	5.655	5.773
97-08	Yield	5.571	5.499	5.524	5.571	5.650	5.767
97-09	Yield	5.568	5.497	5.521	5.568	5.646	5.761
97-10	Yield	5.564	5.494	5.518	5.564	5.641	5.755
97-11	Yield	5.561	5.492	5.515	5.561	5.637	5.749
97-12	Yield	5.557	5.489	5.512	5.557	5.632	5.743
97-13	Yield	5.554	5.486	5.509	5.554	5.628	5.737
97-14	Yield	5.550	5.484	5.506	5.550	5.623	5.731
97-15	Yield	5.547	5.481	5.504	5.547	5.619	5.725
97-16	Yield	5.544	5.479	5.501	5.544	5.614	5.719
97-17	Yield	5.540	5.476	5.498	5.540	5.610	5.712
97-18	Yield	5.537	5.474	5.495	5.537	5.605	5.706
97-19	Yield	5.533	5.471	5.492	5.533	5.601	5.700
97-20	Yield	5.530	5.469	5.489	5.530	5.596	5.694
97-21	Yield	5.526	5.466	5.486	5.526	5.592	5.688
97-22	Yield	5.523	5.464	5.484	5.523	5.587	5.682
97-23	Yield	5.519	5.461	5.481	5.519	5.583	5.676
97-24	Yield	5.516	5.459	5.478	5.516	5.578	5.670
97-25	Yield	5.512	5.456	5.475	5.512	5.574	5.664
97-26	Yield	5.509	5.454	5.472	5.509	5.569	5.658
97-27	Yield	5.505	5.451	5.469	5.505	5.565	5.652
97-28	Yield	5.502	5.449	5.467	5.502	5.560	5.646
97-29	Yield	5.498	5.446	5.464	5.498	5.556	5.640
97-30	Yield	5.495	5.444	5.461	5.495	5.551	5.634
97-31	Yield	5.492	5.441	5.458	5.492	5.547	5.628
98-00	Yield	5.488	5.439	5.455	5.488	5.542	5.622
98-01	Yield	5.485	5.436	5.452	5.485	5.538	5.616
98-02	Yield	5.481	5.434	5.450	5.481	5.533	5.610

*This material is for your private information, and we are not soliciting any action based upon it. Certain transactions, including those involving futures, options and high yield securities, give rise to substantial risk and are not suitable for all investors. Opinions expressed are our present opinions only. This material is based upon information that we consider reliable, but we do not represent it as accurate or complete. We or persons involved in the preparation or issuance of this material, may from time to time have positions or conduct transactions in the securities mentioned herein. This material has been issued by Goldman Sachs & Co. and has been approved by Goldman Sachs International, a member of The Securities and Futures Authority, in connection with distribution in the United Kingdom, and by Goldman Sachs Canada in connection with distribution in Canada. Additional information on any of the securities, futures or options mentioned in this material may be obtained upon request. For this purpose, persons in Italy should contact Goldman Sachs S.I.M. S.P.A. in Milan, or at its London branch office at 133 Fleet Street. Goldman Sachs International may have acted upon or used this research prior to, or immediately following its publication.*

# CMO RFMSI 05S2 A1

## Scenario Report (Intex)



Generated: 02/10/2005 18:47:46

Page 3 of 6


CUSIP	Monthly	As Of	3/05	Pricing	2/10/05	Original	25,000,000.00
Description:	Senior			Settle	3/24/05	Balance	25,000,000.00
Coupon:	5.250%			Next Proj	4/25/05	Factor	1.00000000
Collateral:	Cpn 5.50 WAC 5.85 WAM 358 WALA 1			Stated Final	0/0/00	Delay	24
Historical CPR's:	3/05= 2/05= 1/05= 3mo= 6mo= 12mo= SI=						
Curve:	3m= 6m= 1yr= 2yr= 3yr= 4yr= 5yr= 7yr= 10yr= 30yr=						

Input	Output	PSA	PSA	PSA	PSA	PSA	PSA
98-03	Yield	5.478	5.431	5.447	5.478	5.529	5.604
98-04	Yield	5.474	5.429	5.444	5.474	5.524	5.598
98-05	Yield	5.471	5.426	5.441	5.471	5.520	5.592
98-06	Yield	5.467	5.424	5.438	5.467	5.515	5.586
98-07	Yield	5.464	5.421	5.436	5.464	5.511	5.580
98-08	Yield	5.460	5.419	5.433	5.460	5.506	5.574
98-09	Yield	5.457	5.416	5.430	5.457	5.502	5.568
98-10	Yield	5.454	5.414	5.427	5.454	5.497	5.562
98-11	Yield	5.450	5.411	5.424	5.450	5.493	5.556
98-12	Yield	5.447	5.409	5.421	5.447	5.488	5.550
98-13	Yield	5.443	5.406	5.419	5.443	5.484	5.544
98-14	Yield	5.440	5.404	5.416	5.440	5.479	5.538
98-15	Yield	5.436	5.401	5.413	5.436	5.475	5.532
98-16	Yield	5.433	5.399	5.410	5.433	5.471	5.526
98-17	Yield	5.430	5.396	5.407	5.430	5.466	5.520
98-18	Yield	5.426	5.394	5.405	5.426	5.462	5.514
98-19	Yield	5.423	5.391	5.402	5.423	5.457	5.508
98-20	Yield	5.419	5.389	5.399	5.419	5.453	5.502
98-21	Yield	5.416	5.386	5.396	5.416	5.448	5.496
98-22	Yield	5.412	5.384	5.393	5.412	5.444	5.490
98-23	Yield	5.409	5.381	5.391	5.409	5.439	5.484
98-24	Yield	5.406	5.379	5.388	5.406	5.435	5.478
98-25	Yield	5.402	5.376	5.385	5.402	5.430	5.472
98-26	Yield	5.399	5.374	5.382	5.399	5.426	5.466
98-27	Yield	5.395	5.371	5.379	5.395	5.422	5.461
98-28	Yield	5.392	5.369	5.377	5.392	5.417	5.455
98-29	Yield	5.389	5.366	5.374	5.389	5.413	5.449
98-30	Yield	5.385	5.364	5.371	5.385	5.408	5.443
98-31	Yield	5.382	5.361	5.368	5.382	5.404	5.437
99-00	Yield	5.378	5.359	5.365	5.378	5.399	5.431
99-01	Yield	5.375	5.356	5.363	5.375	5.395	5.425
99-02	Yield	5.371	5.354	5.360	5.371	5.391	5.419
99-03	Yield	5.368	5.351	5.357	5.368	5.386	5.413
99-04	Yield	5.365	5.349	5.354	5.365	5.382	5.407
99-05	Yield	5.361	5.347	5.352	5.361	5.377	5.401

*This material is for your private information, and we are not soliciting any action based upon it. Certain transactions, including those involving futures, options and high yield securities, give rise to substantial risk and are not suitable for all investors. Opinions expressed are our present opinions only. This material is based upon information that we consider reliable, but we do not represent it as accurate or complete. We or persons involved in the preparation or issuance of this material, may from time to time have positions or conduct transactions in the securities mentioned herein. This material has been issued by Goldman Sachs & Co. and has been approved by Goldman Sachs International, a member of The Securities and Futures Authority, in connection with distribution in the United Kingdom, and by Goldman Sachs Canada in connection with distribution in Canada. Additional information on any of the securities, futures or options mentioned in this material may be obtained upon request. For this purpose, persons in Italy should contact Goldman Sachs S.I.M. S.P.A. in Milan, or at its London branch office at 133 Fleet Street. Goldman Sachs International may have acted upon or used this research prior to, or immediately following its publication.*

# CMO RFMSI 05S2 A1

## Scenario Report (Intex)



Generated: 02/10/2005 18:47:46

Page 4 of 6


CUSIP	Monthly	As Of	3/05	Pricing	2/10/05	Original	25,000,000.00
Description:	Senior			Settle	3/24/05	Balance	25,000,000.00
Coupon:	5.250%			Next Proj	4/25/05	Factor	1.00000000
Collateral:	Cpn 5.50 WAC 5.85 WAM 358 WALA 1			Stated Final	0/0/00	Delay	24
Historical CPR's:	3/05= 2/05= 1/05= 3mo= 6mo= 12mo= SI=						
Curve:	3m= 6m= 1yr= 2yr= 3yr= 4yr= 5yr= 7yr= 10yr= 30yr=						

Input	Output	PSA	PSA	PSA	PSA	PSA	PSA
99-06	Yield	5.358	5.344	5.349	5.358	5.373	5.395
99-07	Yield	5.354	5.342	5.346	5.354	5.369	5.389
99-08	Yield	5.351	5.339	5.343	5.351	5.364	5.383
99-09	Yield	5.348	5.337	5.340	5.348	5.360	5.377
99-10	Yield	5.344	5.334	5.338	5.344	5.355	5.372
99-11	Yield	5.341	5.332	5.335	5.341	5.351	5.366
99-12	Yield	5.338	5.329	5.332	5.338	5.346	5.360
99-13	Yield	5.334	5.327	5.329	5.334	5.342	5.354
99-14	Yield	5.331	5.324	5.327	5.331	5.338	5.348
99-15	Yield	5.327	5.322	5.324	5.327	5.333	5.342
99-16	Yield	5.324	5.320	5.321	5.324	5.329	5.336
99-17	Yield	5.321	5.317	5.318	5.321	5.324	5.330
99-18	Yield	5.317	5.315	5.315	5.317	5.320	5.324
99-19	Yield	5.314	5.312	5.313	5.314	5.316	5.318
99-20	Yield	5.310	5.310	5.310	5.310	5.311	5.312
99-21	Yield	5.307	5.307	5.307	5.307	5.307	5.307
99-22	Yield	5.304	5.305	5.304	5.304	5.302	5.301
99-23	Yield	5.300	5.302	5.302	5.300	5.298	5.295
99-24	Yield	5.297	5.300	5.299	5.297	5.294	5.289
99-25	Yield	5.294	5.297	5.296	5.294	5.289	5.283
99-26	Yield	5.290	5.295	5.293	5.290	5.285	5.277
99-27	Yield	5.287	5.293	5.291	5.287	5.281	5.271
99-28	Yield	5.283	5.290	5.288	5.283	5.276	5.265
99-29	Yield	5.280	5.288	5.285	5.280	5.272	5.260
99-30	Yield	5.277	5.285	5.282	5.277	5.267	5.254
99-31	Yield	5.273	5.283	5.280	5.273	5.263	5.248
100-00	Yield	5.270	5.280	5.277	5.270	5.259	5.242
100-01	Yield	5.267	5.278	5.274	5.267	5.254	5.236
100-02	Yield	5.263	5.276	5.271	5.263	5.250	5.230
100-03	Yield	5.260	5.273	5.269	5.260	5.246	5.224
100-04	Yield	5.257	5.271	5.266	5.257	5.241	5.218
100-05	Yield	5.253	5.268	5.263	5.253	5.237	5.213
100-06	Yield	5.250	5.266	5.260	5.250	5.233	5.207
100-07	Yield	5.247	5.263	5.258	5.247	5.228	5.201
100-08	Yield	5.243	5.261	5.255	5.243	5.224	5.195

*This material is for your private information, and we are not soliciting any action based upon it. Certain transactions, including those involving futures, options and high yield securities, give rise to substantial risk and are not suitable for all investors. Opinions expressed are our present opinions only. This material is based upon information that we consider reliable, but we do not represent it as accurate or complete. We or persons involved in the preparation or issuance of this material, may from time to time have positions or conduct transactions in the securities mentioned herein. This material has been issued by Goldman Sachs & Co. and has been approved by Goldman Sachs International, a member of The Securities and Futures Authority, in connection with distribution in the United Kingdom, and by Goldman Sachs Canada in connection with distribution in Canada. Additional information on any of the securities, futures or options mentioned in this material may be obtained upon request. For this purpose, persons in Italy should contact Goldman Sachs S.I.M. S.P.A. in Milan, or at its London branch office at 133 Fleet Street. Goldman Sachs International may have acted upon or used this research prior to, or immediately following its publication.*

# CMO RFMSI 05S2 A1

## Scenario Report (Intex)



Generated: 02/10/2005 18:47:46

Page 5 of 6

CUSIP	Monthly	As Of	3/05	Pricing	2/10/05	Original	25,000,000.00
Description:	Senior			Settle	3/24/05	Balance	25,000,000.00
Coupon:	5.250%			Next Proj	4/25/05	Factor	1.00000000
Collateral:	Cpn 5.50 WAC 5.85 WAM 358 WALA 1			Stated Final	0/0/00	Delay	24
Historical CPR's:	3/05= 2/05= 1/05= 3mo= 6mo= 12mo= SI=						
Curve:	3m= 6m= 1yr= 2yr= 3yr= 4yr= 5yr= 7yr= 10yr= 30yr=						


Input	Output	PSA	PSA	PSA	PSA	PSA	PSA
100-09	Yield	5.240	5.259	5.252	5.240	5.219	5.189
100-10	Yield	5.237	5.256	5.250	5.237	5.215	5.183
100-11	Yield	5.233	5.254	5.247	5.233	5.211	5.178
100-12	Yield	5.230	5.251	5.244	5.230	5.206	5.172
100-13	Yield	5.226	5.249	5.241	5.226	5.202	5.166
100-14	Yield	5.223	5.246	5.239	5.223	5.198	5.160
100-15	Yield	5.220	5.244	5.236	5.220	5.193	5.154
100-16	Yield	5.216	5.242	5.233	5.216	5.189	5.148
100-17	Yield	5.213	5.239	5.230	5.213	5.185	5.143
100-18	Yield	5.210	5.237	5.228	5.210	5.180	5.137
100-19	Yield	5.206	5.234	5.225	5.206	5.176	5.131
100-20	Yield	5.203	5.232	5.222	5.203	5.172	5.125
100-21	Yield	5.200	5.230	5.219	5.200	5.167	5.119
100-22	Yield	5.196	5.227	5.217	5.196	5.163	5.113
100-23	Yield	5.193	5.225	5.214	5.193	5.159	5.108
100-24	Yield	5.190	5.222	5.211	5.190	5.154	5.102
100-25	Yield	5.186	5.220	5.209	5.186	5.150	5.096
100-26	Yield	5.183	5.218	5.206	5.183	5.146	5.090
100-27	Yield	5.180	5.215	5.203	5.180	5.141	5.084
100-28	Yield	5.177	5.213	5.200	5.177	5.137	5.079
100-29	Yield	5.173	5.210	5.198	5.173	5.133	5.073
100-30	Yield	5.170	5.208	5.195	5.170	5.128	5.067
100-31	Yield	5.167	5.206	5.192	5.167	5.124	5.061
101-00	Yield	5.163	5.203	5.190	5.163	5.120	5.055
101-01	Yield	5.160	5.201	5.187	5.160	5.116	5.050
101-02	Yield	5.157	5.198	5.184	5.157	5.111	5.044
101-03	Yield	5.153	5.196	5.182	5.153	5.107	5.038
101-04	Yield	5.150	5.194	5.179	5.150	5.103	5.032
101-05	Yield	5.147	5.191	5.176	5.147	5.098	5.026
101-06	Yield	5.143	5.189	5.173	5.143	5.094	5.021
101-07	Yield	5.140	5.186	5.171	5.140	5.090	5.015
101-08	Yield	5.137	5.184	5.168	5.137	5.085	5.009
101-09	Yield	5.133	5.182	5.165	5.133	5.081	5.003
101-10	Yield	5.130	5.179	5.163	5.130	5.077	4.997
101-11	Yield	5.127	5.177	5.160	5.127	5.072	4.992

*This material is for your private information, and we are not soliciting any action based upon it. Certain transactions, including those involving futures, options and high yield securities, give rise to substantial risk and are not suitable for all investors. Opinions expressed are our present opinions only. This material is based upon information that we consider reliable, but we do not represent it as accurate or complete. We or persons involved in the preparation or issuance of this material, may from time to time have positions or conduct transactions in the securities mentioned herein. This material has been issued by Goldman Sachs & Co. and has been approved by Goldman Sachs International, a member of The Securities and Futures Authority, in connection with distribution in the United Kingdom, and by Goldman Sachs Canada in connection with distribution in Canada. Additional information on any of the securities, futures or options mentioned in this material may be obtained upon request. For this purpose, persons in Italy should contact Goldman Sachs S.I.M. S.P.A. in Milan, or at its London branch office at 133 Fleet Street. Goldman Sachs International may have acted upon or used this research prior to, or immediately following its publication.*



# CMO RFMSI 05S2 A1

## Scenario Report (Intex)



Generated: 02/10/2005 18:47:46

Page 6 of 6

CUSIP	Monthly	As Of	3/05	Pricing	2/10/05	Original	25,000,000.00
Description:	Senior			Settle	3/24/05	Balance	25,000,000.00
Coupon:	5.250%			Next Proj	4/25/05	Factor	1.00000000
Collateral:	Cpn 5.50 WAC 5.85 WAM 358 WALA 1			Stated Final	0/0/00	Delay	24
Historical CPR's:	3/05= 2/05= 1/05= 3mo= 6mo= 12mo= SI=						
Curve:	3m= 6m= 1yr= 2yr= 3yr= 4yr= 5yr= 7yr= 10yr= 30yr=						

Input	Output	PSA	PSA	PSA	PSA	PSA	PSA
101-12	Yield	5.124	5.174	5.157	5.124	5.068	4.986
101-13	Yield	5.120	5.172	5.155	5.120	5.064	4.980
101-14	Yield	5.117	5.170	5.152	5.117	5.060	4.974
101-15	Yield	5.114	5.167	5.149	5.114	5.055	4.969
101-16	Yield	5.110	5.165	5.146	5.110	5.051	4.963
101-17	Yield	5.107	5.163	5.144	5.107	5.047	4.957
101-18	Yield	5.104	5.160	5.141	5.104	5.042	4.951
101-19	Yield	5.100	5.158	5.138	5.100	5.038	4.946
101-20	Yield	5.097	5.155	5.136	5.097	5.034	4.940
101-21	Yield	5.094	5.153	5.133	5.094	5.030	4.934
101-22	Yield	5.091	5.151	5.130	5.091	5.025	4.928
101-23	Yield	5.087	5.148	5.128	5.087	5.021	4.923
101-24	Yield	5.084	5.146	5.125	5.084	5.017	4.917
101-25	Yield	5.081	5.144	5.122	5.081	5.013	4.911
101-26	Yield	5.078	5.141	5.120	5.078	5.008	4.905
101-27	Yield	5.074	5.139	5.117	5.074	5.004	4.900
101-28	Yield	5.071	5.136	5.114	5.071	5.000	4.894
101-29	Yield	5.068	5.134	5.112	5.068	4.995	4.888
101-30	Yield	5.064	5.132	5.109	5.064	4.991	4.882
101-31	Yield	5.061	5.129	5.106	5.061	4.987	4.877
102-00	Yield	5.058	5.127	5.104	5.058	4.983	4.871

*This material is for your private information, and we are not soliciting any action based upon it. Certain transactions, including those involving futures, options and high yield securities, give rise to substantial risk and are not suitable for all investors. Opinions expressed are our present opinions only. This material is based upon information that we consider reliable, but we do not represent it as accurate or complete. We or persons involved in the preparation or issuance of this material, may from time to time have positions or conduct transactions in the securities mentioned herein. This material has been issued by Goldman Sachs & Co. and has been approved by Goldman Sachs International, a member of The Securities and Futures Authority, in connection with distribution in the United Kingdom, and by Goldman Sachs Canada in connection with distribution in Canada. Additional information on any of the securities, futures or options mentioned in this material may be obtained upon request. For this purpose, persons in Italy should contact Goldman Sachs S.I.M. S.P.A. in Milan, or at its London branch office at 133 Fleet Street. Goldman Sachs International may have acted upon or used this research prior to, or immediately following its publication.*

NAS schedule is defined as follows:

NAS schedule is defined as follows:

1. For months 0-60 the NAS is locked out of all payments.
2. Starting in month 61 the NAS receives Priority Payment Fraction (Scheduled Principal Payments) - Shift Schedule (Unscheduled Principal Payments) Priority Payment Fraction is defined as the balance of the NAS divided by the balance of the seniors.

NAS Shift Schedule is defined as follows:

Month $\leq$	NAS Shift %
60	0
72	30
84	40
96	60
108	80
120	100

	A	C	D	E	F	G	H	I	J	K	L	M	N	O	P				
Deal Summary Report																			
1	gsrfcs2pac																		
3	Collateral:																		
4	Settlement	24-Mar-05	Prepay	Principal Window	Assumptions														
5	1st Pay Date	25-Apr-05	Default	300 PSA	0 CDR	Balance:	WAC	Age	WAL	Dur									
6	Recovery		Severity	0	months	\$257,731,958.80	5.85	358	1	4.531									
7				0%															
9	Tranche Name	Balance	Coupon	Principal Window	Avg Life	Dur	Yield	Spread	Bench	Price	\$@1bp	Accrued Int(M)	NetNet (MM)	Dated Date	Notes				
10								bp		%									
11	1NAS	25,773,000.00	5.5	04/10 - 02/35	10.95375									01-Mar-05	FIX				
12	A1	25,000,000.00	5.25	04/08 - 02/35	13.54589									01-Mar-05	FIX				
13	AIO	1,136,363.63	5.5	04/05 - 02/35	13.54589									01-Mar-05	IO				
14	1G1	90,000,000.00	5.5	04/05 - 08/12	3.44611									01-Mar-05	FIX				
15	1G2	9,613,000.00	5.5	08/12 - 04/15	8.52296									01-Mar-05	FIX				
16	1P1	11,752,000.00	4	04/05 - 02/09	2.03367									01-Mar-05	FIX				
17	1P2	15,668,000.00	4.25	04/05 - 02/09	2.03367									01-Mar-05	FIX				
18	1P3	11,751,000.00	4.5	04/05 - 02/09	2.03367									01-Mar-05	IO				
19	1P4	8,902,499.99	5.5	04/05 - 02/09	2.03367									01-Mar-05	FIX				
20	1SUP	23,804,000.00	5.5	03/07 - 08/09	3.24092									01-Mar-05	FIX				
21	1V1	12,000,000.00	5.5	04/05 - 03/10	3.88057									01-Mar-05	FIX				
22	1V2	9,639,000.00	5.5	03/10 - 01/11	5.39423									01-Mar-05	FIX				
23	1Z	15,000,000.00	5.5	01/11 - 04/15	7.47886									01-Mar-05	FIX				
24	SUB	7,731,958.76	5.5	04/05 - 02/35	10.59355									01-Mar-05	FIX				
25																			
26																			
27																			
28																			
29																			
30																			
31	Yield Curve																		
32	Mat	6MO	2YR	3YR	5YR	10YR	30YR	1YR	2YR	3YR	5YR	6YR	7YR	8YR	9YR	10YR	15YR	2YR	
33	Yld	2.75300	3.30200	3.41700	3.66300	4.05400	4.42600	2.5100	3.0389	3.4074	3.9388	4.1398	4.3098	4.4519	4.5738	4.6821	1.221	1.507	2.373

EDSF

Swap

ID#	Coll Type	Gross Cou	Service F	Net Coupo	Cut Off	Da:	Original Ba	Remaining Original	An Remaining	Original Ba	Age
1	MORTGAC	5.85	0.35	5.5	1.8E+08	1.8E+08	358	359	358	359	1
2	MORTGAC	5.85	0.35	5.5	77319588	77319588	240	240	359	360	1

ID#	Original IO	Remaining IO	period
1	0	0	
2	120	119	

**Accrual Distribution Rules:**

While 2V is still outstanding:  
 The Accrual Amount of Z in the following order of priority:  
 To V1, V2 as described later, until retired  
 To Z, until retired

**Principal Distribution Rules SEN:**

To A2, AMEZ, up to the Priority Amount, pro rata, while outstanding  
 To A1, at 25,000.00 per period  
 To G1, G2, V1, V2, Z, allocated as follows:  
 To G1, until retired  
 To G2, V1, V2, Z, allocated as follows:  
 Concurrently,  
 21.333788452% to G2, until retired  
 78.6662115458% as follows:  
 To V1, V2, in that order  
 To Z, until retired

**To A1, to zero**

AIO notional w/ 3.09090908% of A1  
 AIO2 notional w/100% of A1

	A	C	D	E	F	G	H	I	J	K	L	M	N	O	P				
1	Deal Summary Report																		
3	Assumptions																		
4	Settlement	24-Mar-05	Prepay		300 PSA							WAM	Age	WAL	Dur				
5	1st Pay Date	25-Apr-05	Default		0 CDR						Balance	WAC							
6			Recovery	0	months						\$257,731,958.80	5.85	358	1	5.77				
7			Severity		0%										4.478				
9	Tranche Name	Balance	Coupon	Principal Window	Avg Life	Dur	Yield	Spread bp	Bench	Price %	\$@1bp	Accrued Int(M)	NetNet (MM)	Dated Date	Notes				
11	A2	23,913,000.00	5.5	04/10 - 02/35	10.95									01-Mar-05	FIX				
12	AMEZ	1,860,000.00	5.5	04/10 - 02/35	10.95									01-Mar-05	FIX				
13	A1	25,000,000.00	5.25	04/08 - 02/35	13.55									01-Mar-05	FIX				
14	AIO	772,727.27	5.5	04/05 - 02/35	13.55									01-Mar-05	IO				
15	AIO2	25,000,000.00	0.08	04/05 - 02/35	13.55									01-Mar-05	IO				
16	G1	175,790,000.00	5.5	04/05 - 03/12	3.36									01-Mar-05	FIX				
17	G2	5,000,000.00	5.5	03/12 - 04/15	8.29									01-Mar-05	FIX				
18	V1	5,991,000.00	5.5	04/05 - 08/12	5.95									01-Mar-05	FIX				
19	V2	7,726,000.00	5.5	08/12 - 08/13	7.91									01-Mar-05	FIX				
20	Z	4,720,000.00	5.5	08/13 - 04/15	9.18									01-Mar-05	FIX				
21	SUB	7,731,958.76	5.5	04/05 - 02/35	10.59									01-Mar-05	FIX				
22																			
23																			
24																			
25																			
26																			
27																			
28	Yield Curve	Swap																	
29	Mat	6MO	2YR	3YR	5YR	10YR	30YR	1YR	2YR	3YR	5YR	6YR	7YR	8YR	9YR	10YR	EDSF		
30	Yld	3.026	3.652	3.855	4.151	4.514	4.819	2.5100	3.0389	3.4074	3.9388	4.1398	4.3098	4.4519	4.5738	4.6821	1.221	1.507	2.373