


FORM SE
FORM FOR SUBMISSION OF PAPER FORMAT EXHIBITS
BY ELECTRONIC FILERS

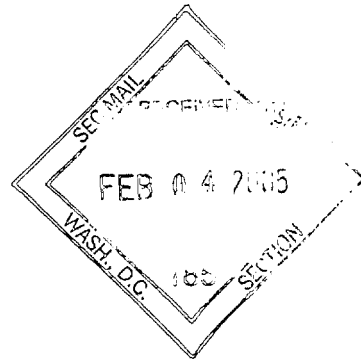
IMH Assets Corp.
Exact Name of Registrant as Specified in Charter
Form 8-K, January 14, 2005

0001017447
Registrant CIK Number
~~333-117187~~
333-117817

Name of Person Filing the Document
(If Other than the Registrant)



05003708




PROCESSED
FEB 07 2005
J THOMPSON
FINANCIAL

SIGNATURE

Pursuant to the requirements of the Securities Exchange Act of 1934, the registrant has duly caused this report to be signed on its behalf by the undersigned thereunto duly authorized.

IMH ASSETS CORP.

By: 
Name: Richard J. Johnson
Title: EVP, CFO

Dated: February 3, 2005

IN ACCORDANCE WITH RULE 202 OF REGULATION S-T, THIS EXHIBIT IS BEING FILED IN PAPER PURSUANT TO A CONTINUING HARDSHIP EXEMPTION.

EXHIBIT INDEX

<u>Exhibit No.</u>	<u>Description</u>	<u>Format</u>
4.1 and 99.1	Mortgage Loan Schedule	P*

* The Mortgage Loan Schedule has been filed on paper pursuant to a continuing hardship exemption from certain electronic requirements.

AC NUM	PROPERTY TYPE	INTENT	PURPOSE	CASH OUT	INTEREST RATE	CURR RATE	LOAN AMOUNT	BALANCE	CURR PAY DATE	FIRST DATE	MATURITY DATE	CURR MONTHLY PI	TERM	LTV	STATE	DATE	PL THRU	Balloon	APPRAISAL	FIRST SECOND	MARGIN	MONTHLY P	CITY	ZIP CODE	CLOSED DATE	DOC TYPE	PROGRAM
1100308271	SFR	NOO	PURCHASE	N	9.500	9.500	27,500.00	25,549.12	9/1/03	9/1/03	8/7/18	231.23	180	10.00	CA	12/7/04	12/7/04	Y	280,000.00	2	0.000	231.23	OCEANSIDE	92057	9/23/03	8	TB1630
1103113175	PUD	NOO	PURCHASE	N	10.490	10.490	23,800.00	23,003.64	11/1/03	11/1/03	10/17/18	263.60	180	10.00	FL	12/7/04	12/7/04	Y	255,000.00	2	0.000	263.60	FORT MYERS	33912	12/30/03	8	UF1615
1103119495	2-FAMILY	NOO	REFI	N	6.375	6.375	150,000.00	149,155.32	7/1/04	7/1/04	6/7/24	671.24	360	69.77	VA	12/7/04	12/7/04	N	215,000.00	1	0.000	671.24	WIRGINIA BEACH	23465	6/30/04	7	SPF630
1103132884	D-PUDS	NOO	PURCHASE	N	6.750	6.750	160,650.00	160,511.69	12/1/04	12/1/04	11/17/24	1,041.97	360	80.00	NC	12/7/04	12/7/04	N	205,000.00	1	0.000	1,041.97	WHEATLAND	27377	12/6/04	7	PF0430
1103138742	D-PUDS	NOO	PURCHASE	N	6.250	6.250	400,000.00	439,165.84	11/1/04	11/1/04	10/7/24	2,769.16	360	65.16	NJ	12/7/04	12/7/04	N	650,000.00	1	3.675	2,769.16	BROOKLYN	07838	11/30/04	7	EA2603E
1103148961	D-PUDS	NOO	PURCHASE	N	7.000	7.000	250,000.00	248,540.18	6/1/04	6/1/04	5/7/24	1,663.26	360	70.43	NY	12/7/04	12/7/04	N	380,000.00	1	0.000	1,663.26	FLORENCE	11206	7/19/04	2	PF0430
1103152867	SFR	NOO	PURCHASE	N	9.625	9.625	42,400.00	41,365.61	5/1/04	5/1/04	4/7/19	764.04	180	20.00	CA	12/7/04	12/7/04	Y	212,000.00	2	0.000	764.04	HILLO	92243	4/23/04	8	SPF2630
1103158066	SFR	NOO	PURCHASE	N	7.250	7.250	112,000.00	110,536.86	10/1/03	10/1/03	9/7/23	1,097.97	360	80.00	HI	1/7/05	1/7/05	N	188,000.00	1	0.000	1,097.97	MIAMI	33468	8/31/04	7	SPF2630
1103161889	PUD	NOO	PURCHASE	N	6.750	6.750	167,310.00	167,310.00	9/1/04	9/1/04	7/1/24	486.45	360	35.72	FL	12/7/04	12/7/04	N	210,000.00	1	0.000	486.45	PALM BEACH	33422	8/20/04	7	PF1430
1103165328	SFR	NOO	REFI	Y	9.500	9.500	85,500.00	85,242.53	9/1/04	9/1/04	8/7/24	718.93	360	90.00	FL	12/7/04	12/7/04	N	103,000.00	1	0.000	718.93	MIAMI	33142	8/25/04	7	EA1430E1
1103165938	D-PUDS	NOO	PURCHASE	N	9.500	9.500	253,150.00	250,327.14	9/1/04	9/1/04	8/1/19	786.13	360	79.39	CA	12/7/04	12/7/04	N	340,000.00	2	0.000	786.13	WALDORF VALLEY	92555	9/25/04	7	PF1630
1103166514	D-PUDS	NOO	PURCHASE	N	9.750	9.750	41,550.00	40,441.49	9/1/04	9/1/04	8/1/19	453.96	180	30.00	MD	12/7/04	12/7/04	Y	225,000.00	2	0.000	453.96	KISSIMMEE	33813	4/27/04	7	UR1630
1103167198	D-PUDS	NOO	PURCHASE	N	11.875	11.875	44,500.00	42,050.00	11/1/04	11/1/04	10/7/24	1,637.72	360	80.00	CA	12/7/04	12/7/04	N	55,000.00	1	3.675	1,637.72	WESTON	90746	11/9/04	8	SPF430
1103172591	CONDO	NOO	REFI	Y	9.875	9.875	240,050.00	244,548.25	10/1/04	10/1/04	9/7/24	883.60	360	89.99	CA	1/7/05	1/7/05	N	330,000.00	1	0.000	883.60	SURPRISE	33332	12/22/04	8	SPF430
1103174555	D-PUDS	NOO	PURCHASE	N	7.500	7.500	127,800.00	127,705.15	12/1/04	12/1/04	11/7/24	1,275.21	360	80.00	AZ	12/7/04	12/7/04	N	185,000.00	1	3.000	1,275.21	AUBURN HILLS	48329	11/20/04	8	EA1605E
1103180272	SFR	NOO	PURCHASE	N	7.500	7.500	178,000.00	177,235.94	7/1/04	7/1/04	6/7/24	2,622.03	360	80.00	CA	12/7/04	12/7/04	N	425,000.00	1	0.000	2,622.03	E. MORTPORT	91721	11/30/04	2	PF1630
1103180986	SFR	NOO	REFI	Y	7.000	7.000	340,000.00	338,778.55	10/1/04	10/1/04	9/7/24	4,722.38	360	80.00	CA	12/7/04	12/7/04	N	472,000.00	2	0.000	4,722.38	KORTHPORT	91022	9/17/04	2	PF1630
1103182101	SFR	NOO	PURCHASE	N	9.875	9.875	54,400.00	54,218.46	8/1/04	8/1/04	7/1/19	411.60	180	19.99	CA	12/7/04	12/7/04	Y	25,500.00	2	0.000	411.60	WHEATLAND	96392	8/23/04	1	PF1630
1103186725	D-PUDS	NOO	PURCHASE	N	9.500	9.500	48,950.00	48,827.68	12/1/04	12/1/04	11/7/24	2,635.28	360	70.00	CA	12/7/04	12/7/04	N	87,500.00	1	3.675	2,635.28	LADERA RANCH	92894	11/30/04	1	PA1400E1
1103186739	D-PUDS	NOO	PURCHASE	N	5.250	5.250	602,350.00	602,350.00	12/1/04	12/1/04	11/7/24	590.32	360	52.09	FL	12/7/04	12/7/04	N	144,000.00	1	0.000	590.32	NOCKOMIS	34275	12/30/04	2	PF4630
1103187415	2-FAMILY	NOO	REFI	Y	8.000	8.000	75,000.00	74,949.68	7/1/04	7/1/04	6/7/24	662.62	360	90.00	TX	12/7/04	12/7/04	N	90,000.00	1	0.000	662.62	DESSOTO	75115	7/6/04	2	PF0430
1103187449	SFR	NOO	REFI	Y	8.250	8.250	88,200.00	87,855.60	7/1/04	7/1/04	6/7/24	553.62	360	90.00	OH	12/7/04	12/7/04	N	80,000.00	1	0.000	553.62	WEST JEFFERSON	43162	7/29/04	2	PF0430
1103188963	SFR	NOO	REFI	Y	8.500	8.500	72,000.00	71,753.60	10/1/04	10/1/04	9/7/24	785.63	360	80.00	NC	1/7/05	1/7/05	N	239,000.00	1	3.000	785.63	ELTON	27244	12/20/04	7	PA0430E1
1103190676	D-PUDS	NOO	PURCHASE	N	7.990	7.990	188,550.00	187,965.20	8/1/04	8/1/04	7/1/24	1,282.87	360	70.00	TX	12/7/04	12/7/04	N	250,000.00	1	0.000	1,282.87	KELLER	76241	8/13/04	7	PA0430E1
1103190994	D-PUDS	NOO	PURCHASE	N	5.500	5.500	175,000.00	173,965.20	12/1/04	12/1/04	11/7/24	543.06	360	70.00	AZ	1/7/05	1/7/05	N	137,000.00	1	3.250	543.06	PHOENIX	85041	12/15/04	7	PA0405E
1103193439	SFR	NOO	PURCHASE	N	6.625	6.625	257,600.00	257,600.00	12/1/04	12/1/04	11/7/24	1,207.50	360	78.98	CA	1/7/05	1/7/05	N	357,000.00	2	0.000	1,207.50	FONTANA	92037	12/16/04	1	PA0405E1
1103193511	SFR	NOO	PURCHASE	N	6.250	6.250	137,850.00	137,322.70	9/1/04	9/1/04	8/7/24	948.77	360	79.98	CA	12/7/04	12/7/04	N	175,000.00	1	3.675	948.77	PRESOTT VALLEY	96314	11/26/04	2	PA1602E
1103193571	SFR	NOO	REFI	Y	8.250	8.250	103,500.00	103,165.44	8/1/04	8/1/04	7/1/24	777.56	360	90.00	TX	12/7/04	12/7/04	N	115,000.00	1	0.000	777.56	DALLAS	75249	8/6/04	2	PF1630
1103198220	D-PUDS	NOO	PURCHASE	N	5.125	5.125	100,000.00	100,000.00	12/1/04	12/1/04	11/7/24	427.08	360	26.24	CA	12/7/04	12/7/04	N	385,000.00	1	3.250	427.08	HUNTERVILLE	29245	12/6/04	1	PA0405E1
1103198583	SFR	NOO	PURCHASE	N	5.750	5.750	154,900.00	154,575.77	12/1/04	12/1/04	11/7/24	903.95	360	79.99	NC	1/7/05	1/7/05	N	194,000.00	1	3.675	903.95	HUNTERVILLE	28078	12/6/04	1	PA0405E1
1103201484	D-PUDS	NOO	PURCHASE	N	6.000	6.000	282,987.00	282,987.00	12/1/04	12/1/04	11/7/24	1,414.94	360	89.69	FL	12/7/04	12/7/04	N	316,000.00	1	0.000	1,414.94	OXFORD HILL	33027	12/10/04	15	SA1603E1
1103202659	SFR	NOO	REFI	Y	6.125	6.125	160,000.00	159,052.93	7/1/04	7/1/04	6/7/24	972.18	360	82.06	MD	12/7/04	12/7/04	N	195,000.00	1	0.000	972.18	MIXON HILL	20045	7/7/04	4	BF2630
1103202927	3-FAMILY	NOO	REFI	Y	7.000	7.000	320,000.00	318,673.10	9/1/04	9/1/04	8/1/19	2,128.97	360	41.41	IL	12/7/04	12/7/04	Y	675,000.00	2	0.000	2,128.97	CHICAGO	69857	8/20/04	1	PF0430
1103203391	SFR	NOO	PURCHASE	N	9.375	9.375	44,534.00	44,442.99	9/1/04	9/1/04	8/1/19	370.41	180	19.98	CA	12/7/04	12/7/04	Y	221,000.00	2	0.000	370.41	YUBA CITY	95991	7/27/04	1	PF0430
1103205457	D-PUDS	NOO	REFI	Y	6.255	6.255	201,498.00	200,472.59	7/1/04	7/1/04	6/7/24	2,165.38	360	94.99	ND	12/7/04	12/7/04	N	370,000.00	1	0.000	2,165.38	SONGITA	58637	6/30/04	8	BF1630
1103205479	D-PUDS	NOO	PURCHASE	N	7.125	7.125	359,300.00	349,135.40	9/1/04	9/1/04	7/1/24	1,242.72	360	70.00	AZ	12/7/04	12/7/04	N	300,000.00	1	0.000	1,242.72	ORANGE BEACH	92884	12/15/04	2	PF1630
1103206505	D-PUDS	NOO	PURCHASE	N	5.250	5.250	610,350.00	610,350.00	12/1/04	12/1/04	11/7/24	2,670.28	360	70.00	CA	1/7/05	1/7/05	N	885,000.00	1	3.675	2,670.28	LADERA RANCH	92884	12/15/04	2	PF1630
1103206553	SFR	NOO	REFI	Y	6.875	6.875	183,000.00	182,222.43	8/1/04	8/1/04	7/1/24	1,202.18	360	76.25	CA	12/7/04	12/7/04	N	240,000.00	1	0.000	1,202.18	HOMESTEAD	33033	7/28/04	2	PF0630
1103208909	SFR	NOO	REFI	Y	6.750	6.750	268,000.00																				

1103221216	SFR	CC	PURCHASE	N	7,000	7,000	118,350.00	9/1/04	8/17/04	690.38	360	90.00	12/10/04	N	132,000.00	1	3,750	690.38	OPA LOCKA
1103221219	SFR	CC	PURCHASE	N	5,500	5,500	244,650.00	12/10/04	11/1/04	1,389.10	360	69.90	11/1/05	N	378,000.00	1	3,000	1,389.10	BAKERSFIELD
1103221983	SFR	CC	REFI	Y	7,250	7,250	107,457.20	10/10/04	9/1/04	736.75	360	63.53	12/10/04	N	168,000.00	1	0.000	736.75	DAKERSFIELD
1103224041	SFR	CC	PURCHASE	N	6,250	6,250	72,431.21	12/10/04	11/1/04	446.39	360	78.38	12/10/04	N	97,500.00	1	0.000	446.39	CHESTER
1103224063	SFR	CC	PURCHASE	N	6,250	6,250	105,666.22	12/10/04	8/1/04	723.11	360	80.00	12/10/04	N	137,000.00	1	0.000	723.11	PROVO
1103224084	D-PUDS	CC	PURCHASE	N	5,625	5,625	402,450.00	12/10/04	11/1/04	1,972.27	360	80.00	11/1/05	N	595,000.00	1	3,875	1,972.27	MESQUITE
1103224291	SFR	CC	REFI	Y	7,490	7,490	78,054.90	12/10/04	8/1/04	546.95	360	90.00	12/10/04	N	87,000.00	1	0.000	546.95	CARSON
1103224880	D-PUDS	CC	PURCHASE	N	4,500	4,500	607,750.00	10/10/04	9/1/04	2,279.06	360	70.00	12/10/04	N	869,000.00	1	3,875	2,279.06	CHULA VISTA
1103225050	D-PUDS	CC	PURCHASE	N	9,500	9,500	151,925.23	11/10/05	12/1/04	1,278.10	360	95.00	11/1/05	N	160,000.00	1	0.000	1,278.10	LAS VEGAS
1103225752	D-PUDS	CC	PURCHASE	N	7,500	7,500	447,800.00	12/10/04	8/1/04	966.86	360	95.00	12/10/04	N	640,000.00	1	3,500	966.86	KISSIMMEE
1103225889	D-PUDS	CC	REFI	Y	11,125	11,125	28,550.00	11/10/04	10/1/19	274.59	180	19.99	12/10/04	N	145,000.00	1	0.000	274.59	JACKSONVILLE
1103225960	D-PUDS	CC	PURCHASE	N	5,500	5,500	78,908.09	11/10/04	8/1/19	784.63	180	20.00	12/10/04	N	135,000.00	1	0.000	784.63	CHULA VISTA
1103226724	D-PUDS	CC	PURCHASE	N	6,000	6,000	244,700.00	11/10/04	8/1/04	1,223.50	360	80.00	12/10/04	N	305,900.00	1	3,875	1,223.50	MORENO VALLEY
1103227152	D-PUDS	CC	PURCHASE	N	4,500	4,500	342,519.00	10/10/04	10/1/24	1,284.45	360	70.00	12/10/04	N	489,500.00	1	3,875	1,284.45	MORENO VALLEY
1103227603	D-PUDS	CC	PURCHASE	N	6,500	6,500	588,834.87	11/10/04	10/1/24	3,371.77	360	74.03	12/10/04	N	770,000.00	1	3,875	3,371.77	TUSTIN
1103237648	SFR	CC	REFI	Y	5,875	5,875	203,000.00	11/10/04	10/1/24	1,385.52	360	56.60	12/10/04	N	500,000.00	1	3,750	1,385.52	NORTHRIDGE
1103238590	D-PUDS	CC	REFI	Y	6,250	6,250	2,994.79	10/10/04	9/1/24	2,994.79	360	75.76	12/10/04	N	78,000.00	1	3,875	2,994.79	SAN DIEGO
1103239003	SFR	CC	REFI	Y	6,500	6,500	129,500.00	10/10/04	8/1/24	822.79	360	70.00	12/10/04	N	185,000.00	1	0.000	822.79	EVERETT
1103239463	D-PUDS	CC	PURCHASE	N	10,500	10,500	106,900.00	9/10/04	7/1/19	914.74	180	21.14	12/10/04	N	473,000.00	2	0.000	914.74	COVINA
1103239659	SFR	CC	REFI	Y	7,250	7,250	280,000.00	9/10/04	8/1/24	995.24	180	20.00	12/10/04	N	599,000.00	2	0.000	995.24	MIRAMAR
1103240056	SFR	CC	REFI	Y	4,875	4,875	579,118.36	11/10/05	12/1/24	1,910.09	360	70.00	12/10/04	N	400,000.00	1	0.000	1,910.09	BURRILLVILLE
1103240400	SFR	CC	PURCHASE	N	6,375	6,375	114,000.00	10/10/04	9/1/24	3,095.87	360	45.71	11/1/05	N	1,280,000.00	1	3,250	3,095.87	LA HABRA
1103240611	D-PUDS	2ND	PURCHASE	N	11,500	11,500	53,250.00	10/10/04	9/1/24	605.63	360	80.00	12/10/04	N	143,000.00	1	3,875	605.63	GLENDALE
1103240647	D-PUDS	2ND	PURCHASE	N	6,250	6,250	284,050.00	10/10/04	9/1/24	1,479.43	360	80.00	12/10/04	N	395,100.00	2	0.000	1,479.43	MORENO VALLEY
1103240957	3-FAMILY	NOO	REFI	Y	8,000	8,000	113,600.00	9/10/04	8/1/24	794.31	360	80.00	12/10/04	N	311,000.00	1	3,500	794.31	PORT HURON
1103241284	SFR	CC	PURCHASE	N	7,500	7,500	114,000.00	11/10/05	10/1/24	723.09	360	80.00	12/10/04	N	143,000.00	1	0.000	723.09	WATERFORD
1103242718	SFR	CC	PURCHASE	N	6,250	6,250	384,000.00	10/10/04	8/1/24	1,668.33	360	80.00	12/10/04	N	455,000.00	1	3,875	1,668.33	KEYPORT
1103243271	SFR	CC	PURCHASE	N	8,625	8,625	261,250.00	10/10/04	8/1/24	2,031.88	360	95.00	12/10/04	N	200,000.00	1	0.000	2,031.88	MOUNT AIRY
1103243415	SFR	CC	REFI	Y	6,500	6,500	564,000.00	12/10/04	11/1/24	1,437.50	360	80.00	12/10/04	N	705,000.00	1	6,250	1,437.50	GILROY
1103244223	D-PUDS	NOO	PURCHASE	N	12,250	12,250	41,200.00	11/10/04	10/1/19	431.73	180	24.44	11/1/05	N	173,000.00	1	3,875	431.73	LAS VEGAS
1103244562	4-FAMILY	NOO	REFI	Y	5,375	5,375	269,500.00	12/10/04	10/1/19	1,207.14	360	70.00	12/10/04	N	385,000.00	1	0.000	1,207.14	KISSIMMEE
1103245106	SFR	CC	PURCHASE	N	5,125	5,125	93,700.00	12/10/04	11/1/24	400.18	360	69.97	12/10/04	N	138,000.00	1	3,000	400.18	CAPE CORAL
1103245290	D-PUDS	CC	PURCHASE	N	5,500	5,500	217,500.00	12/10/04	11/1/24	996.88	360	30.33	12/10/04	N	704,000.00	1	3,875	996.88	ESCONDIDO
1103245466	H-RISE	2ND	PURCHASE	N	8,375	8,375	373,500.00	12/10/04	8/1/24	2,976.13	360	90.00	12/10/04	N	425,000.00	1	0.000	2,976.13	ORLANDO
1103245471	SFR	CC	PURCHASE	N	10,750	10,750	454,100.00	9/10/04	8/1/24	4,238.94	360	95.00	12/10/04	N	480,000.00	1	0.000	4,238.94	SURFEY HOLLOW
1103245785	SFR	CC	PURCHASE	N	9,000	9,000	316,300.00	12/10/04	10/1/24	2,545.02	360	89.99	12/10/04	N	359,000.00	1	0.000	2,545.02	SLIPPERY HOLLOW
1103245794	CONDO	NOO	REFI	Y	6,125	6,125	139,200.00	11/10/04	10/1/24	845.79	360	80.00	12/10/04	N	180,000.00	1	3,875	845.79	DALLAS
1103246482	D-PUDS	CC	PURCHASE	N	5,125	5,125	80,500.00	10/10/04	9/1/24	343.80	360	70.00	12/10/04	N	115,000.00	1	0.000	343.80	BURTON
1103246762	D-PUDS	CC	PURCHASE	N	5,750	5,750	156,900.00	11/10/04	10/1/24	915.63	360	80.00	12/10/04	N	200,000.00	1	3,750	915.63	WINSTON SALEM
1103247321	SFR	CC	PURCHASE	N	5,750	5,750	444,536.35	10/10/04	9/1/24	2,602.73	360	80.00	12/10/04	N	557,000.00	1	3,875	2,602.73	SALINAS
1103247469	D-PUDS	CC	REFI	Y	10,875	10,875	376,399.58	10/10/04	9/1/19	1,842.79	180	15.00	12/10/04	N	470,500.00	1	3,875	1,842.79	SAN DIEGO
1103248656	SFR	CC	REFI	Y	8,000	8,000	495,000.00	11/10/04	10/1/24	2,686.67	360	80.00	12/10/04	N	620,000.00	2	0.000	2,686.67	WATSONVILLE
1103248673	SFR	CC	PURCHASE	N	6,500	6,500	84,750.00	10/10/04	9/1/19	799.10	180	15.00	12/10/04	N	110,000.00	1	0.000	799.10	SAN DIEGO
1103249329	CONDO	NOO	PURCHASE	N	5,500	5,500	236,000.00	11/10/04	10/1/24	1,339.98	360	80.00	12/10/04	N	295,000.00	1	3,250	1,339.98	WATSONVILLE
1103250290	D-PUDS	CC	PURCHASE	N	5,250	5,250	221,900.00	11/10/05	12/1/24	970.81	360	70.00	12/10/04	N	317,000.00	1	3,875	970.81	SAN DIEGO
1103250736	SFR	CC	PURCHASE	N	6,375	6,375	180,000.00	12/10/04	11/1/24	956.25	360	80.00	12/10/04	N	225,000.00	1	3,750	956.25	LAS VEGAS
1103250812	D-PUDS	CC	PURCHASE	N	5,750	5,750	124,050.00	12/10/04	11/1/24	723.92	360	79.98	11/1/05	N	157,000.00	1	3,250	723.92	KERNERSVILLE
1103250912	D-PUDS	CC	PURCHASE	N	5,875	5,875	332,000.00	10/10/04	9/1/24	1,625.42	360	80.00	12/10/04	N	420,000.00	1	3,250	1,625.42	LA HABRA
1103251045	D-PUDS	CC	PURCHASE	N	8,000	8,000	244,150.00	12/10/04	11/1/24	1,877.30	360	95.00	12/10/04	N	332,000.00	1	3,875	1,877.30	ORLANDO
1103252499	SFR	CC	PURCHASE	N	7,250	7,250	151,400.00	11/10/04	10/1/24	994.59	360	79.99	12/10/04	N	189,500.00	1	0.000	994.59	ROCKWELL
1103252508	SFR	CC	REFI	Y	13,100	13,100	20,000.00	12/10/04	11/1/19	510.52	360	78.82	12/10/04	N	118,000.00	1	0.000	510.52	NASHVILLE
1103254158	PUD	2ND	PURCHASE	N	7,750	7,750	171,810.00	11/10/05	12/1/19	1,617.21	180	90.00	11/1/05	N	192,000.00	1	0.000	1,617.21	MIAMI
1103254872	D-PUDS	CC	PURCHASE	N	7,500	7,500	499,930.00	12/10/04	11/1/24	553.43	360	79.96	12/10/04	N	111,000.00	1	0.000	553.43	VERO BEACH
1103255160	SFR	CC	PURCHASE	N	6,250	6,250	194,700.00	10/10/04	9/1/24	1,187.94	360	95.00	12/10/04	N	152,000.00	1	4,875	1,187.94	PALMBAY
1103255678	PUD	CC	PURCHASE	N	6,375	6,375	880,000.00	10/10/04											

Qry_FileLayout_Generic_xls_

11/02/981617	SFR	CO	REF	Y	7,975	7,975	116,050.00	115,270.14	12/1/04	11/1/04	12/1/04	TX	12/1/04	N	146,000.00	1	0.000	841.44	BROWNSVILLE
11/02/981618	SFR	CO	REF	N	5,625	5,625	429,000.00	429,000.00	11/1/04	11/1/04	12/1/04	NJ	12/1/04	N	640,000.00	1	3,875	2,010.94	DUNKIRK
11/02/981619	2-FAMILY	CO	PURCHASE	Y	6,875	6,875	437,000.00	425,632.87	12/1/04	10/1/04	12/1/04	MD	12/1/04	N	475,000.00	1	3,250	2,870.78	SOMERSET
11/02/982023	2-FAMILY	CO	REF	Y	7,625	7,625	472,000.00	472,000.00	10/1/04	9/1/04	12/1/04	FL	12/1/04	N	590,000.00	1	0.000	2,999.17	BROOKLYN
11/02/982261	SFR	CO	PURCHASE	Y	7,250	7,250	176,700.00	176,423.48	12/1/04	11/1/04	11/05	FL	11/05	N	195,000.00	1	0.000	1,205.41	MIRAMAR
11/02/982637	HLRSE	CO	REF	Y	5,250	5,250	255,500.00	255,205.93	12/1/04	11/1/04	12/1/04	CA	12/1/04	N	385,000.00	1	3,875	1,410.88	PANAMA
11/02/982755	SFR	CO	PURCHASE	N	5,250	5,250	617,900.00	617,900.00	12/1/04	11/1/04	11/05	CA	12/1/04	N	885,000.00	1	3,875	2,703.31	SAN DIEGO
11/02/982771	3-FAMILY	CO	PURCHASE	N	8,125	8,125	469,000.00	484,000.00	11/05	11/1/04	11/05	NY	11/05	N	800,000.00	1	0.000	3,583.69	HUNTINGTON
11/02/9829175	PUD	CO	PURCHASE	N	5,500	5,500	312,423.00	312,423.00	11/05	11/1/04	11/05	CA	11/05	N	695,000.00	1	0.000	1,431.97	WINCHESTER
11/02/9829666	SFR	CO	PURCHASE	N	11,750	11,750	72,122.00	72,100.19	12/1/04	11/1/04	11/05	CA	11/05	Y	290,000.00	2	0.000	728.01	VICTORVILLE
11/02/9829929	CONDO	CO	REF	N	5,875	5,875	191,900.00	191,900.00	11/1/04	10/1/04	12/1/04	CA	12/1/04	N	253,000.00	1	3,500	939.51	TARZANA
11/02/9829781	SFR	CO	REF	N	6,000	6,000	236,000.00	236,000.00	11/1/04	10/1/04	12/1/04	CA	12/1/04	N	295,000.00	1	3,500	1,352.08	MIAMI
11/02/9835594	SFR	CO	REF	Y	7,500	7,500	158,000.00	158,000.00	12/1/04	11/1/04	12/1/04	HI	12/1/04	N	240,000.00	1	0.000	780.00	KIHEI
11/02/9836403	SFR	CO	REF	Y	6,500	6,500	190,800.00	190,800.00	11/1/04	10/1/04	12/1/04	CA	12/1/04	N	212,000.00	1	5,000	1,192.50	SACRAMENTO
11/02/9836903	D-PUDS	CO	PURCHASE	N	5,125	5,125	143,650.00	143,758.93	12/1/04	10/1/04	11/05	FL	11/05	N	207,000.00	1	3,750	910.18	NAPLES
11/02/9836904	D-PUDS	CO	PURCHASE	N	6,000	6,000	583,200.00	583,200.00	11/05	11/1/04	11/05	CA	11/05	N	780,000.00	1	3,750	1,766.63	TEJECULA
11/02/9836905	D-PUDS	CO	PURCHASE	N	6,000	6,000	623,200.00	623,200.00	12/1/04	11/1/04	11/05	CA	11/05	N	740,000.00	1	3,750	2,916.00	MONROVIA
11/02/9836906	D-PUDS	CO	PURCHASE	N	6,500	6,500	520,000.00	520,000.00	11/05	11/1/04	11/05	CA	11/05	N	681,000.00	1	3,250	3,895.00	CORONA
11/02/9836907	PUD	CO	REF	Y	6,375	6,375	169,800.00	169,800.00	12/1/04	11/1/04	12/1/04	CA	12/1/04	N	210,000.00	1	0.000	892.50	HENDERSON
11/02/9836908	SFR	CO	REF	Y	6,875	6,875	80,000.00	80,000.00	12/1/04	11/1/04	11/05	CA	11/05	N	245,000.00	1	0.000	525.54	WEIRSDALE
11/02/9836909	SFR	CO	REF	Y	7,250	7,250	193,000.00	192,848.44	12/1/04	11/1/04	12/1/04	OR	12/1/04	N	245,000.00	1	0.000	1,316.60	PORTLAND
11/02/9836909	SFR	CO	REF	Y	5,500	5,500	449,500.00	449,500.00	12/1/04	11/1/04	11/05	CA	11/05	N	583,000.00	1	4,625	2,060.67	ANAHEIM
11/02/9836909	HLRSE	CO	PURCHASE	N	9,125	9,125	177,559.00	177,559.00	12/1/04	11/1/04	11/05	CA	11/05	N	255,000.00	1	0.000	1,502.27	MIRAMAR BEACH
11/02/9837049	SFR	CO	PURCHASE	N	8,625	8,625	134,100.00	133,778.87	12/1/04	9/1/04	11/05	TX	11/05	N	149,000.00	1	0.000	1,043.02	BIG SANDY
11/02/9837277	SFR	CO	REF	Y	4,375	4,375	350,000.00	350,000.00	11/05	11/1/04	11/05	CA	11/05	N	510,000.00	1	3,250	1,276.04	SAN BRUNO
11/02/9837335	SFR	CO	REF	Y	4,875	4,875	322,000.00	322,000.00	12/1/04	11/1/04	11/05	NY	11/05	N	1,700,000.00	1	3,250	3,745.63	BLAUVELT
11/02/9837684	SFR	CO	REF	Y	6,625	6,625	380,000.00	379,664.74	12/1/04	11/1/04	11/05	CA	11/05	N	485,000.00	1	0.000	2,433.18	BUENA PARK
11/02/9838153	SFR	CO	REF	Y	8,125	8,125	92,000.00	91,939.82	11/05	12/1/04	11/05	PA	11/05	N	200,000.00	1	0.000	683.10	SPRING VALLEY
11/02/9838233	D-PUDS	CO	PURCHASE	N	6,500	6,500	340,600.00	340,600.00	11/04	11/1/04	12/1/04	CA	12/1/04	N	395,000.00	1	4,250	1,007.40	SPRING VALLEY
11/02/9838347	SFR	CO	PURCHASE	N	5,250	5,250	408,000.00	408,000.00	11/04	11/1/04	12/1/04	CA	12/1/04	N	426,000.00	1	3,250	1,844.92	EMERFEE
11/02/9838367	SFR	CO	REF	Y	4,990	4,990	560,000.00	560,000.00	12/1/04	11/1/04	12/1/04	WA	12/1/04	N	805,000.00	1	3,250	1,785.00	OXNARD
11/02/9838653	D-PUDS	CO	PURCHASE	N	12,750	12,750	50,825.00	50,825.26	12/1/04	11/1/04	11/05	FL	11/05	N	204,000.00	2	0.000	552.58	WESLEY CHAPEL
11/02/9838675	SFR	CO	REF	Y	7,125	7,125	391,850.00	391,850.00	12/1/04	11/1/04	11/05	CA	11/05	N	480,000.00	1	3,875	1,795.98	TEJECULA
11/02/9838685	SFR	CO	REF	Y	5,500	5,500	108,150.00	108,150.00	12/1/04	11/1/04	11/05	CA	11/05	N	140,000.00	1	3,750	754.56	BAKERSFIELD
11/02/9838685	CONDO	CO	REF	Y	5,625	5,625	420,000.00	420,000.00	11/04	11/1/04	12/1/04	DC	12/1/04	N	514,500.00	1	3,250	506.95	REDFORD
11/02/9838685	SFR	CO	REF	Y	5,250	5,250	389,250.00	389,250.00	12/1/04	11/1/04	11/05	CA	11/05	N	447,000.00	1	3,250	1,837.50	IRVINE
11/02/9838685	SFR	CO	REF	Y	5,125	5,125	117,900.00	116,904.10	12/1/04	11/1/04	11/05	GA	11/05	N	132,000.00	1	3,250	778.40	OAK BROOK
11/02/9838685	SFR	CO	REF	Y	5,875	5,875	221,200.00	221,200.00	11/05	12/1/04	11/05	CA	11/05	N	374,500.00	1	3,250	2,119.42	OAK BROOK
11/02/9838685	SFR	CO	REF	Y	5,375	5,375	125,281.00	125,140.62	11/04	11/1/04	11/05	CA	11/05	N	173,000.00	1	0.000	561.15	COLTON
11/02/9838685	SFR	CO	REF	Y	5,750	5,750	384,000.00	384,000.00	12/1/04	11/1/04	11/05	CA	11/05	N	455,000.00	1	3,250	1,604.25	COLTON
11/02/9838685	D-PUDS	CO	REF	Y	6,375	6,375	357,450.00	357,450.00	12/1/04	11/1/04	11/05	CA	11/05	N	447,000.00	1	3,250	1,744.17	SANTA ANA
11/02/9838685	D-PUDS	CO	REF	Y	6,375	6,375	216,800.00	216,800.00	12/1/04	11/1/04	11/05	CA	11/05	N	271,000.00	1	3,250	1,151.75	BUFORD
11/02/9838685	D-PUDS	CO	REF	Y	5,375	5,375	288,700.00	288,700.00	12/1/04	11/1/04	11/05	CA	11/05	N	355,000.00	1	3,250	1,612.50	ORANGE BEACH
11/02/9838685	D-PUDS	CO	REF	Y	4,875	4,875	394,700.00	394,700.00	12/1/04	11/1/04	11/05	CA	11/05	N	575,000.00	1	3,250	1,603.47	CARSON
11/02/9838685	D-PUDS	CO	REF	Y	11,125	11,125	105,000.00	104,953.57	11/05	12/1/04	11/05	CA	11/05	N	149,000.00	1	0.000	1,009.87	SANTA ROSA BEACH
11/02/9838685	SFR	CO	REF	Y	7,375	7,375	252,000.00	252,000.00	11/04	11/1/04	11/05	MA	11/05	N	290,000.00	2	0.000	1,548.75	NEW BEDFORD
11/02/9838685	CONDO	CO	REF	Y	6,750	6,750	150,000.00	150,000.00	11/05	12/1/04	11/05	FL	11/05	N	180,000.00	1	5,875	843.75	WINTER HAVEN
11/02/9838685	CONDO	CO	REF	Y	5,250	5,250	138,400.00	138,400.00	12/1/04	11/1/04	11/05	CA	11/05	N	225,000.00	1	0.000	605.50	FORT LAUDERDALE
11/02/9838685	SFR	CO	REF	Y	5,125	5,125	227,500.00	227,232.90	12/1/04	11/1/04	11/05	CA	11/05	N	325,000.00	1	3,250	1,238.71	GLEN ELYNN
11/02/9838685	SFR	CO	REF	Y	6,000	6,000	252,000.00	251,497.00	12/1/04	11/1/04	11/05	IL	11/05	N	325,000.00	1	3,250	1,510.87	GLEN ELYNN
11/02/9838685	SFR	CO	REF	Y	7,700	7,700	119,200.00	119,029.49	12/1/04	11/1/04	11/05	CA	11/05	N	149,000.00	1	0.000	849.85	ATLANTA
11/02/9838685	SFR	CO	REF	Y	5,250	5,250	260,000.00	260,000.00	12/1/04	11/1/04	11/05	CA	11/05	N	325,000.00	1	3,250	1,137.50	LOS ANGELES
11/02/9838685	SFR	CO	REF	Y	7,250	7,250	84,800.00	84,800.00	11/05	11/1/04	11/05	CA	11/05	N	114,000.00	1	0.000	512.33	WINTER HAVEN
11/02/9838685	SFR	CO	REF	Y	5,000	5,000	124,100.00	124,100.00	12/1/04	11/1/04	11/05	NV	11/05	N	161,000.00	2	0.000	594.58	HENDERSON
11/02/9838685	SFR	CO	REF	Y	5,875														

Qry_FileLayout_Generic_xls_

1103276277	SFR	NOO	PURCHASE	N	11/750	6,000	65,000.00	62,951.71	12/1/04	11/11/19	635.93	103	25,900	CA	11/105	252,000.00	2	0.000	625.93	PEBRIS	12/23/04	92571	TM630
1103276325	SFR	NOO	PURCHASE	N	6,000	209,800.00	209,800.00	12/1/04	11/11/19	1,049.35	369	600	600	CA	11/105	263,000.00	2	0.000	1,049.35	LAKEVILLE	12/21/04	92582	FM4301
1103276386	SFR	NOO	PURCHASE	N	3,500	168,000.00	168,000.00	12/1/04	11/11/19	770.00	369	700	700	CA	11/105	240,000.00	1	3.750	770.00	VICTORVILLE	12/21/04	92530	PA1602E
1103276485	SFR	NOO	PURCHASE	N	3,500	457,400.00	457,400.00	12/1/04	11/11/19	394.83	369	680	680	MI	12/1/04	107,000.00	1	3.875	394.83	JASPER	11/23/04	49248	PA1402E
1103276506	SFR	NOO	REF	Y	5,375	427,200.00	427,200.00	11/1/04	10/1/24	1,648.85	369	680	680	CA	12/1/04	650,000.00	1	3.500	1,648.85	ANN ARBOR	11/22/04	93510	PA4303E
1103276609	PHRSE	NOO	PURCHASE	N	5,000	417,000.00	417,000.00	12/1/04	11/11/19	1,827.50	369	700	700	AZ	12/1/04	165,000.00	1	3.250	1,827.50	ORANGE BEACH	11/24/04	86561	PAG603E
1103276677	SFR	NOO	REF	Y	5,625	119,320.00	119,320.00	12/1/04	11/11/19	543.38	369	800	800	CA	12/1/04	165,000.00	1	3.250	543.38	WILLIAMS	12/1/04	86646	PAG603E
1103276955	SFR	NOO	PURCHASE	N	5,125	109,300.00	109,300.00	12/1/04	11/11/19	2,132.55	369	800	800	CA	12/1/04	138,000.00	1	3.875	2,132.55	DAILY CITY	11/8/04	94014	PA1602E
1103277075	CONDO	NOO	PURCHASE	N	6,400	336,000.00	336,000.00	8/1/04	7/1/24	582.40	369	800	800	CA	12/1/04	115,000.00	16	5.543	582.40	COON RAPIDS	9/29/04	90544	BAC283E
1103277358	CONDO	NOO	PURCHASE	N	5,625	238,000.00	238,000.00	12/1/04	11/11/19	1,575.00	369	800	800	CA	12/1/04	422,000.00	1	3.875	1,575.00	SAN DIEGO	11/16/04	92103	PA1602E
1103277465	D-PUDS	NOO	PURCHASE	N	5,500	318,350.00	318,350.00	12/1/04	11/11/19	971.67	369	800	800	MD	12/1/04	265,000.00	1	3.625	971.67	FREDERICK	11/24/04	92102	PA1603E
1103277524	SFR	NOO	PURCHASE	N	6,250	348,350.00	348,350.00	12/1/04	11/11/19	1,658.07	369	800	800	CA	12/1/04	447,000.00	2	3.875	1,658.07	LOS ANGELES	12/27/04	92814	PA1602E
1103277532	SFR	NOO	PURCHASE	N	7,250	384,750.00	384,750.00	11/1/04	10/1/24	2,624.67	369	950	950	CA	12/1/04	405,000.00	1	4.000	2,624.67	ANGELES	11/8/04	91335	PA1602E
1103277633	SFR	NOO	PURCHASE	N	13,375	311,500.00	311,500.00	12/1/04	11/11/19	312.28	180	250	250	IL	11/105	410,000.00	2	0.000	312.28	WAUKEGAN	12/23/04	60885	TM630
1103278230	SFR	NOO	PURCHASE	N	5,750	188,000.00	188,000.00	12/1/04	11/11/19	1,492.61	369	700	700	CA	12/1/04	210,000.00	1	3.500	1,492.61	MIRAMIR	9/29/04	90538	PA1403E
1103278236	SFR	NOO	PURCHASE	N	6,500	168,000.00	168,000.00	12/1/04	11/11/19	1,061.87	369	800	800	CA	12/1/04	210,000.00	16	3.250	1,061.87	MIAMI	9/29/04	90538	PA1403E
1103278466	PUD	NOO	PURCHASE	N	6,500	168,000.00	168,000.00	12/1/04	11/11/19	2,858.81	369	55.36	55.36	CA	12/1/04	210,000.00	1	3.250	2,858.81	ALBUQUERQUE	11/22/04	92102	PA1602E
1103278516	SFR	NOO	PURCHASE	N	6,125	141,400.00	141,400.00	12/1/04	11/11/19	692.27	369	700	700	VA	12/1/04	267,000.00	1	3.875	692.27	BURKE	11/23/04	92154	PA1602E
1103278566	SFR	NOO	PURCHASE	N	5,875	141,400.00	141,400.00	12/1/04	11/11/19	1,965.34	369	800	800	CA	12/1/04	565,000.00	2	3.250	1,965.34	COACHELLA	11/23/04	92154	PA1602E
1103278672	SFR	NOO	PURCHASE	N	12,125	25,500.00	25,500.00	12/1/04	11/11/19	2,212.92	369	800	800	CA	12/1/04	170,500.00	1	3.875	2,212.92	SAN DIEGO	9/29/04	92236	TM630
1103278678	D-PUDS	NOO	PURCHASE	N	4,875	392,700.00	392,700.00	11/1/04	10/1/24	1,595.34	369	700	700	CA	12/1/04	561,000.00	1	3.875	1,595.34	SPRING VALLEY	11/2/04	91978	PA1602E
1103278729	SFR	NOO	PURCHASE	N	5,250	300,000.00	300,000.00	12/1/04	11/11/19	1,169.88	369	600	600	CA	12/1/04	385,000.00	1	3.750	1,169.88	BALTIMORE	12/22/04	92130	PAG605E
1103278815	SFR	NOO	REF	Y	5,625	300,000.00	300,000.00	12/1/04	11/11/19	2,187.49	369	62.61	62.61	CA	12/1/04	367,000.00	1	3.875	2,187.49	FAIR LAUREL	12/22/04	92130	PAG605E
1103278906	SFR	NOO	REF	Y	6,875	100,000.00	100,000.00	11/1/05	12/1/04	656.83	369	57.15	57.15	CA	11/105	175,000.00	1	0.000	656.83	NORTH MIAMI BEACH	11/23/04	93161	SF1630
1103279257	SFR	NOO	PURCHASE	N	8,875	272,000.00	272,000.00	12/1/04	11/11/19	1,331.67	369	800	800	CA	12/1/04	340,000.00	1	3.875	1,331.67	BAKERSFIELD	11/24/04	93161	SF1630
1103279570	SFR	NOO	PURCHASE	N	6,750	154,400.00	154,400.00	11/1/04	10/1/24	1,001.44	369	800	800	FL	12/1/04	205,000.00	1	3.000	1,001.44	FORT LAUDERDALE	12/1/04	93161	PA1602E
1103279672	SFR	NOO	PURCHASE	N	4,990	107,550.00	107,550.00	11/1/04	10/1/24	447.23	369	68.98	68.98	FL	12/1/04	163,000.00	1	0.000	447.23	FORT CHARLOTTE	12/1/04	93161	PA1602E
1103279712	SFR	NOO	PURCHASE	N	12,000	38,400.00	38,400.00	11/1/05	12/1/04	394.99	369	24.99	24.99	CA	12/1/04	197,500.00	2	0.000	394.99	PORT CHARLOTTE	12/1/04	93161	PA1602E
1103279779	SFR	NOO	PURCHASE	N	5,750	138,250.00	138,250.00	11/1/05	12/1/04	671.64	369	700	700	CA	12/1/04	144,000.00	1	3.250	671.64	PALM BAY	11/26/04	93161	PA1602E
1103279815	4-FAMILY	NOO	PURCHASE	N	5,125	113,541.00	113,541.00	12/1/04	11/11/19	871.64	369	800	800	CA	12/1/04	430,000.00	1	3.875	871.64	PALM BAY	11/26/04	93161	PA1602E
1103279847	SFR	NOO	PURCHASE	N	5,125	135,300.00	135,300.00	12/1/04	11/11/19	831.53	369	800	800	CA	12/1/04	164,000.00	1	3.250	831.53	PALM COAST	11/26/04	93161	PA1602E
1103279847	SFR	NOO	PURCHASE	N	7,375	434,000.00	434,000.00	11/1/04	10/1/24	1,898.75	369	800	800	CA	12/1/04	620,000.00	1	3.250	1,898.75	HUNTINGTON BEACH	11/22/04	92646	PAG603E
1103280326	SFR	NOO	PURCHASE	N	5,250	300,800.00	300,800.00	11/1/04	10/1/24	1,629.33	369	800	800	CA	12/1/04	390,000.00	1	3.250	1,629.33	FAIR OAKS	11/17/04	92646	PAG603E
1103280335	SFR	NOO	PURCHASE	N	5,750	369,000.00	369,000.00	11/1/04	10/1/24	466.30	369	800	800	CA	12/1/04	450,000.00	1	3.250	466.30	FAIR OAKS	11/16/04	92646	PAG603E
1103280362	D-PUDS	NOO	PURCHASE	N	12,750	142,500.00	142,500.00	12/1/04	11/11/19	808.10	369	25.03	25.03	FL	12/1/04	179,000.00	2	0.000	808.10	HALEAH	11/24/04	92646	PA1602E
1103280391	PUD	NOO	REF	Y	5,500	123,900.00	123,900.00	12/1/04	11/11/19	703.49	369	700	700	CA	12/1/04	124,000.00	1	3.250	703.49	HOMESTEAD	11/26/04	92646	PA1602E
1103280252	D-PUDS	NOO	PURCHASE	N	8,625	97,850.00	97,850.00	11/1/04	10/1/24	761.07	369	95.00	95.00	TX	12/1/04	127,000.00	1	6.125	761.07	LAREDO	11/26/04	92646	PA1602E
1103280151	2-FAMILY	NOO	PURCHASE	N	6,875	540,000.00	540,000.00	12/1/04	11/11/19	3,547.42	369	800	800	CA	12/1/04	675,000.00	1	0.000	3,547.42	ATLANTA	11/30/04	92646	PA1602E
1103280438	SFR	NOO	PURCHASE	N	5,750	393,600.00	393,600.00	12/1/04	11/11/19	2,123.62	369	800	800	DC	12/1/04	520,000.00	1	3.250	2,123.62	WASHINGTON	11/26/04	92646	PA1602E
1103280535	SFR	NOO	PURCHASE	N	8,250	205,752.00	205,752.00	11/1/04	10/1/24	1,545.75	369	90.00	90.00	CA	12/1/04	242,000.00	1	0.600	1,545.75	MIRAMIR	11/22/04	92274	EA2603E
1103280662	CONDO	NOO	REF	Y	5,375	183,900.00	183,900.00	12/1/04	11/11/19	1,016.44	369	800	800	CA	12/1/04	277,000.00	1	3.500	1,016.44	LOS ANGELES	11/22/04	92274	EA2603E
1103280682	SFR	NOO	PURCHASE	N	7,125	229,450.00	229,450.00	12/1/04	11/11/19	1,362.36	369	800	800	CA	12/1/04	257,000.00	1	3.875	1,362.36	LOS ANGELES	11/22/04	92274	EA2603E
1103280710	SFR	NOO	PURCHASE	N	10,625	49,200.00	49,200.00	12/1/04	11/11/19	454.66	369	20.00	20.00	IL	11/105	213,000.00	2	0.000	454.66	PALTELYN	12/22/04	92274	EA2603E
1103280904	2-FAMILY	NOO	PURCHASE	N	6,625	190,800.00	190,800.00	11/1/05	12/1/04	1,745.32	369	90.00	90.00	CA	12/1/04	570,000.00	1	0.000	1,745.32	CEANESIDE	12/22/04	92274	EA2603E
1103282018	D-PUDS	NOO	PURCHASE	N	6,625	456,000.00	456,000.00	12/1/04	11/11/19	2,517.50	369	800	800										

1103264728	SFR	NOO	REFI	00	PURCHASE	11/10/24	12/11/04	11/1/24	633.35	369	70.00	CA	12/1/04	3,875	633.35	FRESNO	633.35	11/23/04	1	PA14031
1103264729	D-PUDS	NOO	REFI	00	PURCHASE	11/10/24	11/11/04	10/1/24	902.62	360	79.98	SC	11/1/05	3,250	902.62	N. CHARLESTON	902.62	12/17/04	1	PA6003E
1103264690	SFR	NOO	REFI	00	PURCHASE	10/1/24	11/11/04	10/1/24	3,043.35	360	80.00	CA	12/1/04	3,275	3,043.35	TUSTIN	3,043.35	12/17/04	1	PA1402E
1103264697	D-PUDS	NOO	REFI	00	PURCHASE	11/1/24	12/11/04	11/1/24	1,576.63	360	23.90	FL	12/1/04	0.000	1,576.63	MIAMI	1,576.63	12/26/04	7	TB630
1103265013	D-PUDS	NOO	REFI	00	PURCHASE	11/1/24	12/11/04	11/1/24	546.56	180	23.90	MN	12/1/04	0.000	546.56	MINNEAPOLIS	546.56	11/26/04	2	PA6002E
1103265027	SFR	NOO	REFI	00	PURCHASE	11/1/24	12/11/04	11/1/24	1,592.50	360	70.00	CA	12/1/04	3,250	1,592.50	VICTORVILLE	1,592.50	11/23/04	2	PA6002E
1103265106	SFR	NOO	REFI	00	PURCHASE	11/1/24	12/11/04	11/1/24	428.75	360	61.93	WA	12/1/04	3,250	428.75	SPOKANE VALLEY	428.75	11/23/04	2	PA6002E
1103265170	SFR	NOO	REFI	00	PURCHASE	11/1/24	12/11/04	11/1/24	1,044.24	360	80.00	CA	12/1/04	3,250	1,044.24	CATHEDRAL CITY	1,044.24	11/23/04	2	PA6002E
1103265253	SFR	NOO	REFI	00	PURCHASE	11/1/24	12/11/04	11/1/24	880.00	360	63.66	IL	12/1/04	3,875	880.00	SAN BERNARDINO	880.00	11/17/04	2	PA1402E
1103265265	SFR	NOO	REFI	00	PURCHASE	11/1/24	12/11/04	11/1/24	751.55	360	80.00	VA	12/1/04	3,875	751.55	BROADVIEW	751.55	11/22/04	2	PA6003E
1103265285	SFR	NOO	REFI	00	PURCHASE	11/1/24	12/11/04	11/1/24	928.10	360	90.00	VA	12/1/04	3,250	928.10	PETERSBURG	928.10	11/22/04	2	PA6003E
1103265411	SFR	NOO	REFI	00	PURCHASE	11/1/24	12/11/04	11/1/24	993.75	360	80.00	WA	12/1/04	3,875	993.75	KIRKLAND	993.75	11/19/04	1	PA1402E
1103265530	SFR	NOO	REFI	00	PURCHASE	11/1/24	12/11/04	11/1/24	647.16	180	37.50	FL	12/1/04	0.000	647.16	DAVID	647.16	12/7/04	1	PF1415
1103265580	SFR	NOO	REFI	00	PURCHASE	11/1/24	12/11/04	11/1/24	728.75	360	80.00	CA	12/1/04	3,875	728.75	BRAWLEY	728.75	11/30/04	2	PA2430E
1103265702	SFR	NOO	REFI	00	PURCHASE	11/1/24	12/11/04	11/1/24	1,200.33	360	80.00	NV	12/1/04	3,875	1,200.33	LAS VEGAS	1,200.33	11/23/04	2	PA6002E
1103265791	SFR	NOO	REFI	00	PURCHASE	11/1/24	12/11/04	11/1/24	247.06	180	15.00	CA	12/1/04	0.000	247.06	ATLANTA	247.06	11/19/04	2	PA6002E
1103265814	SFR	NOO	REFI	00	PURCHASE	11/1/24	12/11/04	11/1/24	1,555.90	360	80.00	NV	12/1/04	4,000	1,555.90	LAS VEGAS	1,555.90	11/19/04	2	PA6002E
1103265816	D-PUDS	NOO	REFI	00	PURCHASE	11/1/24	12/11/04	11/1/24	2,291.67	360	63.93	CA	12/1/04	3,875	2,291.67	LAKEWOOD	2,291.67	11/12/04	1	PA1402E
1103265899	SFR	NOO	REFI	00	PURCHASE	11/1/24	12/11/04	11/1/24	1,497.29	360	70.00	CA	12/1/04	3,875	1,497.29	CHULA VISTA	1,497.29	11/12/04	1	PA1402E
1103265901	SFR	NOO	REFI	00	PURCHASE	11/1/24	12/11/04	11/1/24	1,852.08	360	70.00	CA	12/1/04	3,875	1,852.08	LAS VEGAS	1,852.08	11/4/04	2	PA60430E
1103265931	SFR	NOO	REFI	00	PURCHASE	11/1/24	12/11/04	11/1/24	2,557.50	360	90.00	CA	12/1/04	3,500	2,557.50	MORRIS BAY	2,557.50	11/23/04	8	EA1602E
1103266047	SFR	NOO	REFI	00	PURCHASE	11/1/24	12/11/04	11/1/24	1,466.94	360	70.00	CA	12/1/04	3,875	1,466.94	LA MESA	1,466.94	11/15/04	2	PA1602E
1103266056	SFR	NOO	REFI	00	PURCHASE	11/1/24	12/11/04	11/1/24	3,354.17	360	46.00	CA	12/1/04	3,250	3,354.17	SAN JUAN CAPISTRANO	3,354.17	11/26/04	2	PA6002E
1103266390	SFR	NOO	REFI	00	PURCHASE	11/1/24	12/11/04	11/1/24	1,137.97	360	77.50	CA	12/1/04	0.000	1,137.97	LA HABRA	1,137.97	12/1/04	1	PF0430
1103266439	SFR	NOO	REFI	00	PURCHASE	11/1/24	12/11/04	11/1/24	932.66	360	80.00	CA	11/1/05	0.000	932.66	VICTORVILLE	932.66	12/23/04	2	PA1405E
1103266490	SFR	NOO	REFI	00	PURCHASE	11/1/24	12/11/04	11/1/24	488.97	360	76.00	SC	12/1/04	0.000	488.97	GREENVILLE	488.97	12/16/04	2	PF0630
1103266502	D-PUDS	NOO	REFI	00	PURCHASE	11/1/24	12/11/04	11/1/24	1,389.17	360	80.00	CA	11/1/05	0.000	1,389.17	BALDWIN PARK	1,389.17	12/22/04	2	PA6005E
1103266516	CONDO	NOO	REFI	00	PURCHASE	11/1/24	12/11/04	11/1/24	1,362.50	360	25.00	MD	12/1/04	3,250	1,362.50	RANCHO MIRAGE	1,362.50	11/30/04	2	PA6002E
1103266548	SFR	NOO	REFI	00	PURCHASE	11/1/24	12/11/04	11/1/24	445.36	360	25.00	CA	11/1/05	0.000	445.36	GERMANTOWN	445.36	12/22/04	2	PF1630
1103266592	SFR	NOO	REFI	00	PURCHASE	11/1/24	12/11/04	11/1/24	1,962.61	360	74.03	CA	12/1/04	4,250	1,962.61	NORTH HOLLYWOOD	1,962.61	11/24/04	2	PA3403E
1103266707	SFR	NOO	REFI	00	PURCHASE	11/1/24	12/11/04	11/1/24	1,076.48	360	80.00	PA	12/1/04	0.000	1,076.48	LANSINGDALE	1,076.48	11/24/04	8	SF1630
1103266722	SFR	NOO	REFI	00	PURCHASE	11/1/24	12/11/04	11/1/24	1,584.06	360	20.00	MO	12/1/04	0.000	1,584.06	BELTON	1,584.06	11/24/04	2	TB1630
1103266830	SFR	NOO	REFI	00	PURCHASE	11/1/24	12/11/04	11/1/24	1,041.67	360	80.00	CA	12/1/04	3,625	1,041.67	POMONA	1,041.67	11/24/04	2	PA1430E
1103266850	SFR	NOO	REFI	00	PURCHASE	11/1/24	12/11/04	11/1/24	1,271.85	360	80.00	CA	12/1/04	3,875	1,271.85	BAKERSFIELD AREA	1,271.85	11/26/04	2	PA1430E
1103266890	SFR	NOO	REFI	00	PURCHASE	11/1/24	12/11/04	11/1/24	1,720.00	360	80.00	CA	12/1/04	0.000	1,720.00	BAKERSFIELD AREA	1,720.00	11/16/04	2	PA1602E
1103266925	SFR	NOO	REFI	00	PURCHASE	11/1/24	12/11/04	11/1/24	216.86	180	20.00	LA	12/1/04	0.000	216.86	ZACHARY	216.86	12/19/04	2	TB630
1103266930	SFR	NOO	REFI	00	PURCHASE	11/1/24	12/11/04	11/1/24	4,125.55	360	20.00	CA	12/1/04	4,250	4,125.55	ARCADIA	4,125.55	11/15/04	2	PA3403E
1103267025	SFR	NOO	REFI	00	PURCHASE	11/1/24	12/11/04	11/1/24	1,204.37	360	78.60	CA	12/1/04	3,875	1,204.37	RIVERSIDE	1,204.37	11/23/04	2	PA2603E
1103267144	SFR	NOO	REFI	00	PURCHASE	11/1/24	12/11/04	11/1/24	3,182.29	360	77.39	CA	12/1/04	3,875	3,182.29	SAN DIEGO	3,182.29	11/23/04	2	PA1602E
1103267208	SFR	NOO	REFI	00	PURCHASE	11/1/24	12/11/04	11/1/24	1,850.00	360	80.00	CA	12/1/04	5,250	1,850.00	SAN MARCOS	1,850.00	11/4/04	2	PA6002E
1103267256	SFR	NOO	REFI	00	PURCHASE	11/1/24	12/11/04	11/1/24	716.83	360	80.00	CA	12/1/04	3,875	716.83	APPLE VALLEY	716.83	11/26/04	2	PA6002E
1103267258	SFR	NOO	REFI	00	PURCHASE	11/1/24	12/11/04	11/1/24	1,685.25	360	80.00	CA	12/1/04	3,875	1,685.25	BELLEVIEW	1,685.25	11/24/04	2	PA6002E
1103267412	4-FAMILY	NOO	REFI	00	PURCHASE	11/1/24	12/11/04	11/1/24	1,968.75	360	65.30	CA	11/1/05	0.000	1,968.75	GRANADA HILLS	1,968.75	11/20/04	2	PA6007E
1103267435	CONDO	NOO	REFI	00	PURCHASE	11/1/24	12/11/04	11/1/24	2,182.40	360	90.00	CA	12/1/04	3,250	2,182.40	BUENA PARK	2,182.40	11/20/04	2	PA1402E
1103267490	SFR	NOO	REFI	00	PURCHASE	11/1/24	12/11/04	11/1/24	1,471.64	360	79.99	TX	12/1/04	0.000	1,471.64	FONTANA	1,471.64	12/15/04	2	PA6002E
1103267568	D-PUDS	NOO	REFI	00	PURCHASE	11/1/24	12/11/04	11/1/24	906.35	360	70.00	IL	12/1/04	0.000	906.35	STREAMWOOD	906.35	11/24/04	2	PA1602E
1103267616	D-PUDS	NOO	REFI	00	PURCHASE	11/1/24	12/11/04	11/1/24	4,481.83	360	80.00	TX	12/1/04	3,875	4,481.83	LAKEVILLE	4,481.83	12/23/04	12	EA2605E
1103267626	SFR	NOO	REFI	00	PURCHASE	11/1/24	12/11/04	11/1/24	1,089.00	360	80.00	CA	12/1/04	0.000	1,089.00	COTTAGE GROVE	1,089.00	11/23/04	1	PA6002E
1103267670	SFR	NOO	REFI	00	PURCHASE	11/1/24	12/11/04	11/1/24	483.71	360	80.00	VA	12/1/04	3,750	483.71	VIRGINIA BEACH	483.71	11/23/04	1	PA6002E
1103267823	SFR	NOO	REFI	00	PURCHASE	11/1/24	12/11/04	11/1/24	1,102.50	360	80.00	CA	12/1/04	3,750	1,102.50	LAKEVILLE	1,102.50	11/23/04	1	PA6002E
1103267852	CONDO	NOO	REFI	00	PURCHASE	11/1/24	12/11/04	11/1/24	1,022.87	360	75.00	TX	12/1/04	0.000	1,022.87	HOUSTON	1,022.87	11/23/04	7	SF2615
1103267854	SFR	NOO	REFI	00	PURCHASE	11/1/24	12/11/04	11/1/24	669.75	360	88.84	CA	12/1/04	3,875	669.75	EVERETT	669.75	11/26/04	1	PA6002E
1103268075	SFR	NOO	REFI	00	PURCHASE	11/1/24</														

1103289209	SFH	00	PURCHASE	N	6,250	167,200.00	12/1/04	11/1/04	12/1/04	IL	870.63	360	80.00	210,000.00	1	3,875	870.63	ROUND LAKE	PA1602E1
1103289229	SFR	00	REFI	N	5,250	315,200.00	11/1/05	10/1/04	12/1/04	CA	617.92	360	79.93	340,000.00	1	4,250	617.92	SHANTER	PA2400E
1103289247	SFR	00	PURCHASE	N	5,750	315,200.00	11/1/05	12/1/04	12/1/04	CA	1,510.33	360	80.00	190,000.00	1	5,500	1,510.33	ANTIOCH	PA0602E1
1103289335	D-PUDS	00	PURCHASE	N	7,250	151,200.00	12/1/04	11/1/04	11/1/05	AZ	1,031.45	360	90.00	168,000.00	1	0,000	1,031.45	PHOENIX	SF2630
1103289462	SFR	00	REFI	N	6,750	85,000.00	11/1/05	12/1/04	12/1/04	CA	478.13	360	71.28	90,000.00	1	3,875	478.13	BRAWLEY	PA1405E1
1103289508	SFR	00	PURCHASE	N	5,600	228,000.00	12/1/04	11/1/04	12/1/04	CA	1,045.00	360	80.00	300,000.00	1	3,750	1,045.00	LOS ANGELES	PA0402E1
1103289557	SFR	00	REFI	N	6,375	228,000.00	12/1/04	11/1/04	12/1/04	NJ	1,397.47	360	70.00	320,000.00	1	4,250	1,397.47	ROHWAY	PA3602E1
1103289655	SFR	00	REFI	N	6,750	333,700.00	12/1/04	11/1/04	12/1/04	CA	1,738.02	360	75.85	450,000.00	1	3,875	1,738.02	RANCHO CUCAMONGA	EA2602E1
1103289657	SFR	00	REFI	N	6,875	120,000.00	12/1/04	11/1/04	12/1/04	FL	687.50	360	80.00	150,000.00	1	3,250	687.50	TAMPA	EA1802E1
1103289659	SFR	00	PURCHASE	N	6,750	103,600.00	12/1/04	11/1/04	12/1/04	FL	1,572.08	360	80.00	180,000.00	1	3,875	1,572.08	SAN BERNARDINO	EA3603E1
1103289725	SFR	00	REFI	N	5,500	514,500.00	12/1/04	11/1/04	12/1/04	FL	2,304.53	360	70.00	735,000.00	1	3,875	2,304.53	MIAMI	PA3605E1
1103289817	4-FAMILY	00	PURCHASE	N	9,000	155,200.00	2/1/05	11/1/05	11/1/05	NJ	1,248.77	360	80.00	194,000.00	1	0,000	1,248.77	SAN GABRIEL	PA1405E1
1103289819	SFR	00	PURCHASE	N	5,250	395,000.00	12/1/04	11/1/04	12/1/04	CA	1,728.12	360	79.80	495,000.00	1	3,875	1,728.12	MIDDLETOWN	PA1602E1
1103290030	SFR	00	PURCHASE	N	5,875	244,800.00	12/1/04	11/1/04	12/1/04	FL	1,198.50	360	80.00	306,000.00	1	3,750	1,198.50	MACAVILLE	PA0602E1
1103290171	SFR	00	PURCHASE	N	5,250	259,000.00	12/1/04	11/1/04	12/1/04	CA	1,511.45	360	80.00	370,000.00	1	3,875	1,511.45	HUNTINGTON PARK	PA1402E1
1103290188	2-FAMILY	00	PURCHASE	N	6,250	135,500.00	11/1/04	11/1/04	12/1/04	CA	592.81	360	63.03	215,000.00	1	3,875	592.81	SARASOTA	EA1300E1
1103290189	D-PUDS	00	PURCHASE	N	4,375	386,300.00	12/1/04	11/1/04	12/1/04	WA	1,452.14	360	70.00	529,000.00	1	3,000	1,452.14	MISSION VIEJO	EA1300E1
1103290199	SFR	00	PURCHASE	N	4,990	304,700.00	12/1/04	11/1/04	11/1/05	CA	1,481.76	360	80.00	381,000.00	1	3,250	1,481.76	FONTANA	PA0602E1
1103290225	SFR	00	PURCHASE	N	10,750	53,229.95	12/1/04	11/1/04	11/1/05	KY	887.96	360	80.00	207,000.00	1	3,875	887.96	ALEXANDRIA	PA0403E1
1103290243	3-FAMILY	00	REFI	N	5,000	375,000.00	12/1/04	11/1/04	12/1/04	CA	497.08	180	15.00	395,000.00	2	0,000	497.08	LOS ANGELES	PA0403E1
1103290518	D-PUDS	00	PURCHASE	N	9,750	135,856.00	12/1/04	11/1/04	12/1/04	NC	2,013.08	360	61.99	145,000.00	1	0,000	2,013.08	SAN DIEGO	PA0403E1
1103290560	CONDO	00	PURCHASE	N	4,250	412,550.00	12/1/04	11/1/04	11/1/05	CA	1,167.21	360	80.00	527,000.00	1	0,000	1,167.21	CHARLOTTE	EA2630E1
1103290583	SFR	00	REFI	N	5,375	266,000.00	11/1/05	12/1/04	11/1/05	IL	1,191.46	360	68.21	320,000.00	1	3,625	1,191.46	CHICAGO	PA0603E1
1103290588	SFR	00	REFI	N	4,875	488,000.00	12/1/04	11/1/04	12/1/04	CA	1,982.50	360	67.78	790,000.00	1	4,625	1,982.50	CHULA VISTA	PA1300E1
1103290604	CONDO	00	PURCHASE	N	10,250	260,400.00	12/1/04	11/1/04	12/1/04	IA	1,247.75	360	80.00	325,500.00	1	5,500	1,247.75	SAN DIEGO	PA0602E1
1103290621	D-PUDS	00	REFI	N	5,125	327,000.00	12/1/04	11/1/04	12/1/04	CA	416.69	180	30.00	468,000.00	2	0,000	416.69	CEDAR RAPIDS	PA0602E1
1103290649	SFR	00	PURCHASE	N	5,375	292,000.00	12/1/04	11/1/04	12/1/04	CA	1,396.56	360	68.88	385,000.00	1	4,000	1,396.56	FALLBROOK	PA0602E1
1103290663	SFR	00	REFI	N	5,375	89,250.00	12/1/04	11/1/04	11/1/05	GA	1,307.92	360	80.00	110,000.00	1	3,000	1,307.92	FALMOUTH	PA0402E1
1103290686	SFR	00	PURCHASE	N	5,875	231,200.00	12/1/04	11/1/04	11/1/05	GA	557.81	360	77.61	280,000.00	1	0,000	557.81	CATHEYVILLE	PA0402E1
1103290689	SFR	00	PURCHASE	N	6,375	462,000.00	12/1/04	11/1/04	12/1/04	CA	1,131.92	360	80.00	565,000.00	1	3,875	1,131.92	FAYETTEVILLE	PA0402E1
1103290695	SFR	00	PURCHASE	N	5,000	173,634.00	12/1/04	11/1/04	12/1/04	CO	2,819.89	360	70.00	250,000.00	1	4,000	2,819.89	ROSEVILLE	PA0602E1
1103290696	SFR	00	REFI	N	5,250	250,000.00	12/1/04	11/1/04	12/1/04	CA	723.48	360	80.00	435,000.00	1	3,875	723.48	PEYTON	PA0602E1
1103290698	CONDO	00	PURCHASE	N	4,750	397,000.00	12/1/04	11/1/04	12/1/04	CA	1,093.75	360	57.48	570,000.00	1	3,750	1,093.75	FONTANA	PA0602E1
1103290703	D-PUDS	00	PURCHASE	N	5,375	344,000.00	12/1/04	11/1/04	12/1/04	CA	1,571.46	360	69.65	486,000.00	1	5,500	1,571.46	DANVILLE	PA0602E1
1103290709	SFR	00	REFI	N	5,750	184,500.00	12/1/04	11/1/04	11/1/05	AZ	1,648.33	360	80.00	245,000.00	1	3,875	1,648.33	RANCHO SANTA MARGARITA	PA0403E1
1103290716	SFR	00	REFI	N	6,750	326,400.00	12/1/04	11/1/04	12/1/04	CA	1,564.00	360	80.00	408,000.00	1	3,750	1,564.00	SANTA CLARITA	PA0402E1
1103290717	SFR	00	PURCHASE	N	9,500	169,550.00	11/1/05	12/1/04	12/1/04	VA	1,425.67	360	94.99	178,500.00	1	5,375	1,425.67	VIRGINIA BEACH	EA0330E1
1103291121	SFR	00	REFI	N	5,000	455,000.00	12/1/04	11/1/04	11/1/05	GA	956.53	360	95.00	650,000.00	1	3,000	956.53	HAMPTON	PA1602E1
1103291141	4-FAMILY	00	PURCHASE	N	6,125	170,050.00	12/1/04	11/1/04	11/1/05	CA	1,257.76	360	40.00	350,000.00	1	0,000	1,257.76	LA HABRA	PA0403E1
1103291145	CONDO	00	REFI	N	6,375	140,000.00	12/1/04	11/1/04	11/1/05	NV	880.65	360	40.00	181,000.00	1	0,000	880.65	LAS VEGAS	PA0403E1
1103291153	CONDO	00	PURCHASE	N	6,375	235,200.00	12/1/04	11/1/04	11/1/05	CA	1,249.50	360	70.00	330,000.00	1	3,250	1,249.50	LA HABRA	PA0403E1
1103291228	CONDO	00	PURCHASE	N	5,000	275,000.00	12/1/04	11/1/04	12/1/04	CA	1,476.26	360	80.00	295,000.00	1	0,000	1,476.26	NORTH HILLS ARESI L	PA0403E1
1103291301	PUD	00	PURCHASE	N	13,625	82,200.00	11/1/05	10/1/04	11/1/05	FL	1,074.06	180	30.00	274,000.00	2	0,000	1,074.06	MAMIAMI	TF7615
1103291509	SFR	00	REFI	N	7,950	90,100.00	11/1/05	10/1/04	11/1/05	FL	664.16	360	80.00	128,000.00	1	0,000	664.16	JACKSONVILLE	TF7615
1103291592	SFR	00	REFI	N	4,375	623,000.00	12/1/04	11/1/04	12/1/04	FL	657.88	360	85.00	106,000.00	1	0,000	657.88	JACKSONVILLE	TF7615
1103291692	D-PUDS	00	PURCHASE	N	5,990	368,000.00	12/1/04	11/1/04	12/1/04	CA	2,271.35	360	70.00	890,000.00	1	3,875	2,271.35	LA HABRA	PA1602E1
1103291730	SFR	00	PURCHASE	N	6,000	589,412.65	12/1/04	11/1/04	12/1/04	CA	1,836.63	360	80.00	480,000.00	1	5,740	1,836.63	NEWARK	PA0403E1
1103291752	SFR	00	PURCHASE	N	5,990	300,000.00	12/1/04	11/1/04	12/1/04	CA	3,537.35	360	66.30	890,000.00	1	4,250	3,537.35	SANTA CLARITA	PA0402E1
1103291757	SFR	00	PURCHASE	N	5,500	256,400.00	12/1/04	11/1/04	12/1/04	CA	1,487.50	360	80.00	375,000.00	1	3,250	1,487.50	COVINA	PA0402E1
1103291806	CONDO	00	PURCHASE	N	11,875	43,950.00	12/1/04	11/1/04	11/1/05	CA	523.94	180	15.00	293,000.00	2	0,000	523.94	ATWATER	TF7615
1103291834	CONDO	00	PURCHASE	N	6,875	205,600.00	12/1/04	11/1/04	11/1/05	IL	970.92	360	80.00	257,000.00	1	3,875	970.92	LANCASTER	TF7615
1103291915	CONDO	00	PURCHASE	N	4,750	227,950.00	12/1/04	11/1/04	11/1/05	MD	1,366.08	360	79.99	280,000.00	1	0,000	1,366.08	VICTORVILLE	TF7615
1103291960	D-PUDS	00	PURCHASE	N	4,750	455,000.00	12/1/04	11/1/04	11/1/05	CA	1,452.86	360	80.00	675,000.00	1	3,750	1,452.86	GATHERSBURG	TF7615
1103292065	PUD	00	REFI	N	5,375	750,000.00	12/1/04	11/1/04	12/1/04	MD	3,359.38	360	68.19	1,100,000.00	1	3,500	3,359		

11/12/14	12/1/14	12/1/14	FL	70.00	360	539.58	190,000.00	N	190,000.00	1	3.250	539.58	GULF BREEZE	PA6003EI	2	11/24/04	32563
11/12/14	12/1/14	12/1/14	CO	80.00	360	1,035.00	275,000.00	N	275,000.00	1	3.875	1,035.00	DENVER	PA1402EI	2	11/23/04	80231
11/12/14	12/1/14	12/1/14	CA	39.80	360	1,421.87	890,000.00	N	890,000.00	1	3.250	1,421.87	SAN FRANCISCO	PA6007EI	2	11/23/04	94131
11/12/14	12/1/14	12/1/14	CA	89.99	360	1,260.20	399,000.00	N	399,000.00	1	3.750	1,260.20	ELK GROVE	PA6002EI	12	11/22/04	95757
11/12/14	12/1/14	12/1/14	AZ	89.99	360	1,892.62	272,000.00	N	272,000.00	1	0.000	1,892.62	TUCSON	EF1630	12	11/22/04	85715
11/12/14	12/1/14	12/1/14	FL	75.00	360	1,830.47	355,000.00	N	355,000.00	1	3.875	1,830.47	PEMBROKE PINES	SA2903EI	12	11/27/04	33028
11/12/14	12/1/14	12/1/14	CA	80.00	360	2,366.67	710,000.00	N	710,000.00	1	3.875	2,366.67	SIMI VALLEY	PA1605EI	12	11/27/04	93065
11/12/14	12/1/14	12/1/14	OR	80.00	360	1,055.30	223,000.00	N	223,000.00	2	0.000	1,055.30	CLACKAMAS	PA2405EI	12	11/24/04	97015
11/12/14	12/1/14	12/1/14	CA	15.00	360	325.63	250,000.00	N	250,000.00	2	0.000	325.63	RIVERBANK	PA6030	7	11/28/04	95367
11/12/14	12/1/14	12/1/14	CA	60.69	360	2,033.85	585,000.00	N	585,000.00	1	0.000	2,033.85	SANTA ANA	SF2630EI	7	11/29/04	92703
11/12/14	12/1/14	12/1/14	WA	70.00	360	696.68	166,000.00	N	166,000.00	1	3.875	696.68	VANCOUVER	PA1405EI	7	11/24/04	98684
11/12/14	12/1/14	12/1/14	WA	80.00	360	858.91	300,000.00	N	300,000.00	1	3.875	858.91	KENT	PA6040EI	1	11/26/04	98032
11/12/14	12/1/14	12/1/14	CA	80.00	360	1,325.29	300,000.00	N	300,000.00	1	3.875	1,325.29	MODESTO	PA6040EI	1	11/26/04	98355
11/12/14	12/1/14	12/1/14	CA	70.00	360	1,633.33	640,000.00	N	640,000.00	1	3.250	1,633.33	REDONDIÑO BEACH	PA6065EI	1	11/22/04	90278
11/12/14	12/1/14	12/1/14	CA	70.00	360	2,217.07	625,000.00	N	625,000.00	1	3.625	2,217.07	WRESTMISTER	SA2520EI	7	11/23/04	92683
11/12/14	12/1/14	12/1/14	MI	68.54	360	770.97	143,000.00	N	143,000.00	1	0.000	770.97	GRAND PARKS	SF6630	4	12/24/04	49506
11/12/14	12/1/14	12/1/14	IL	57.60	360	838.80	250,000.00	N	250,000.00	1	0.000	838.80	PINELLAS PARK	EF2630EI	12	11/4/04	33782
11/12/14	12/1/14	12/1/14	IL	95.00	360	1,931.83	465,000.00	N	465,000.00	1	4.625	1,931.83	EVANSTON	PA6040EI	12	11/28/04	69202
11/12/14	12/1/14	12/1/14	TX	14.99	360	1,051.00	195,000.00	N	195,000.00	1	0.000	1,051.00	LAND O LAKES	PA1430	2	12/13/04	34639
11/12/14	12/1/14	12/1/14	TX	70.00	360	218.56	145,000.00	N	145,000.00	2	0.000	218.56	DALLAS	PA1430	2	12/13/04	75238
11/12/14	12/1/14	12/1/14	CA	70.00	360	1,434.30	320,000.00	N	320,000.00	1	0.000	1,434.30	RIALTO	PA6030	15	11/23/04	52376
11/12/14	12/1/14	12/1/14	CA	45.38	360	1,215.61	670,000.00	N	670,000.00	1	0.000	1,215.61	CARDIFF BY THE SEA	SF2630	15	12/21/04	52376
11/12/14	12/1/14	12/1/14	CA	80.00	360	1,306.67	280,000.00	N	280,000.00	1	3.875	1,306.67	MIRAMIE	SA2605EI	12	11/26/04	33196
11/12/14	12/1/14	12/1/14	CA	75.00	360	745.50	336,000.00	N	336,000.00	1	3.875	745.50	TAMPA	PA2402EI	1	11/23/04	33603
11/12/14	12/1/14	12/1/14	CA	80.00	360	1,114.65	347,000.00	N	347,000.00	1	3.875	1,114.65	SAN JOSE	PA2402EI	1	11/23/04	95126
11/12/14	12/1/14	12/1/14	CA	80.00	360	1,708.80	545,000.00	N	545,000.00	1	3.875	1,708.80	OCEANSIDE	PA1405EI	2	11/26/04	92057
11/12/14	12/1/14	12/1/14	MD	80.00	360	1,490.68	315,000.00	N	315,000.00	1	3.875	1,490.68	BOWIE	PA1403EI	2	11/26/04	20715
11/12/14	12/1/14	12/1/14	WA	80.00	360	709.48	135,000.00	N	135,000.00	1	4.500	709.48	GREENACRES	PF2430	1	11/27/04	98016
11/12/14	12/1/14	12/1/14	CA	48.22	360	2,671.87	1,400,000.00	N	1,400,000.00	1	0.000	2,671.87	LOS ANGELES	PA2402EI	1	11/24/04	90088
11/12/14	12/1/14	12/1/14	AZ	75.00	360	534.28	108,000.00	N	108,000.00	1	0.000	534.28	STOW	PF0430	1	12/8/04	90088
11/12/14	12/1/14	12/1/14	ME	69.23	360	1,012.50	135,000.00	N	135,000.00	1	0.000	1,012.50	LOS VEGAS	PF1430	2	12/15/04	04037
11/12/14	12/1/14	12/1/14	NV	80.00	360	1,012.50	225,000.00	N	225,000.00	1	3.875	1,012.50	LOOMIS	PF2430EI	2	11/27/04	98104
11/12/14	12/1/14	12/1/14	OR	70.00	360	2,550.63	795,000.00	N	795,000.00	1	3.875	2,550.63	LEWIS	PA1602EI	2	11/24/04	96560
11/12/14	12/1/14	12/1/14	OR	20.00	360	223.63	127,000.00	N	127,000.00	2	0.000	223.63	PORTLAND	TB1630	2	12/22/04	97121
11/12/14	12/1/14	12/1/14	CA	75.00	360	1,358.88	355,000.00	N	355,000.00	1	3.875	1,358.88	EL MONTE	PA1402EI	2	12/12/04	91732
11/12/14	12/1/14	12/1/14	CA	58.07	360	2,382.92	780,000.00	N	780,000.00	1	3.750	2,382.92	ELK GROVE	PA6085EI	12	12/15/04	95624
11/12/14	12/1/14	12/1/14	CA	70.00	360	4,560.17	1,550,000.00	N	1,550,000.00	1	3.875	4,560.17	THOUSAND OAKS	PA6085EI	12	12/15/04	95624
11/12/14	12/1/14	12/1/14	MD	70.00	360	1,148.44	375,000.00	N	375,000.00	1	3.750	1,148.44	REISTERSTOWN	PA6085EI	12	12/15/04	95624
11/12/14	12/1/14	12/1/14	CA	59.83	360	3,405.13	1,140,000.00	N	1,140,000.00	1	3.250	3,405.13	REARWATER	PA6085EI	12	12/15/04	95624
11/12/14	12/1/14	12/1/14	VA	80.00	360	1,433.31	437,000.00	N	437,000.00	1	3.625	1,433.31	ANNANDALE	PA6021	1	11/26/04	22003
11/12/14	12/1/14	12/1/14	CA	80.00	360	2,092.00	523,500.00	N	523,500.00	1	3.250	2,092.00	PALMDALE	PA6021	1	12/21/04	93551
11/12/14	12/1/14	12/1/14	CA	80.00	360	1,793.75	600,000.00	N	600,000.00	1	3.250	1,793.75	LOS ANGELES	PA6021	2	11/23/04	90055
11/12/14	12/1/14	12/1/14	CA	25.00	360	240.46	113,000.00	N	113,000.00	2	0.000	240.46	WATERBURY	PA6021	2	12/20/04	06708
11/12/14	12/1/14	12/1/14	TX	80.00	360	802.11	310,000.00	N	310,000.00	1	0.000	802.11	HALLANDALE	PF6630	7	12/22/04	75043
11/12/14	12/1/14	12/1/14	CA	89.98	360	1,385.90	135,000.00	N	135,000.00	1	5.250	1,385.90	HALLANDALE	PA1430EI	2	12/16/04	33069
11/12/14	12/1/14	12/1/14	CA	79.46	360	772.82	241,900.00	N	241,900.00	1	3.875	772.82	ROSA BEACH	PA1405EI	2	12/16/04	32459
11/12/14	12/1/14	12/1/14	CA	70.00	360	1,633.74	490,000.00	N	490,000.00	1	3.875	1,633.74	ESCONDIDO	PA1605EI	12	12/6/04	92027
11/12/14	12/1/14	12/1/14	CA	78.28	360	1,276.04	313,000.00	N	313,000.00	1	3.750	1,276.04	SOUTH LAKE TAHOE	PA6022EI	12	12/7/04	96150
11/12/14	12/1/14	12/1/14	CA	70.00	360	1,793.75	710,000.00	N	710,000.00	1	3.250	1,793.75	ORANGE	PA6022EI	12	12/7/04	92869
11/12/14	12/1/14	12/1/14	CA	80.00	360	2,407.00	1,156,000.00	N	1,156,000.00	2	0.000	2,407.00	LOS VEGAS	PA6030	12	12/20/04	89104
11/12/14	12/1/14	12/1/14	NV	95.00	360	1,344.80	182,000.00	N	182,000.00	1	3.875	1,344.80	MIAMI	EA1602EI	12	11/28/04	33177
11/12/14	12/1/14	12/1/14	CA	70.00	360	2,092.71	700,000.00	N	700,000.00	1	3.875	2,092.71	HAW THORNE	PA6030EI	7	11/26/04	19143
11/12/14	12/1/14	12/1/14	CA	79.98	360	1,189.83	324,600.00	N	324,600.00	1	3.750	1,189.83	MORENO VALLEY	PA6030EI	1	12/30/04	91436
11/12/14	12/1/14	12/1/14	CA	89.29	360	846.35	375,000.00	N	375,000.00	1	3.875	846.35	PHOENIX	PA6062EI	1	11/30/04	92583
11/12/14	12/1/14	12/1/14	CA	89.29	360	673.24	180,000.00	N	180,000.00	1	0.000	673.24	CATHEDRAL CITY	PA1402EI	2	11/27/04	92234
11/12/14	12/1/14	12/1/14	CA	70.00	360	603.75	180,000.00	N	180,000.00	1	3.875	603.75	PHILADELPHIA	PA1602EI	1	11/26/04	19143
11/12/14	12/1/14	12/1/14	PA	80.00	360	573.13	100,000.00	N	100,000.00	1	0.000	573.13	THUNDERBOLT	EA4630	7	11/26/04	19143
11/12/14	12/1/14	12/1/14	CA	80.00	360	2,683.33	920,000.00	N	920,000.00	1	3.000	2,683.33	LOS ANGELES/CINCO AREA	PA6030EI	1	12/20/04	91436
11/12/14	12/1/14	12/1/14	AZ	70.00	360	579.00	137,000										

Qry_FileLayout_Generic_xls_

110226216	D-PUDS	NOO	PURCHASE	N	6.875	6.875	356,500.00	366,500.00	12/1/04	12/1/04	CA	12/1/04	72.29	360	72.29	CA	12/1/04	507,000.00	1	3.875	2,099.74	TEMECULA	PA1402E1
110226217	SFR	REF	PURCHASE	N	8.625	8.625	208,000.00	207,250.92	12/1/04	12/1/04	NJ	12/1/04	80.00	360	80.00	NJ	12/1/04	280,000.00	1	0.000	1,817.80	KEARNY	PA1402E2
110226218	SFR	REF	PURCHASE	N	6.500	6.500	495,000.00	493,951.61	12/1/04	12/1/04	CA	12/1/04	80.00	360	80.00	CA	12/1/04	620,000.00	1	2.500	3,195.06	WINCHESTER	PA1402E3
110226219	SFR	REF	PURCHASE	N	6.500	6.500	113,600.00	113,600.00	12/1/04	12/1/04	CA	12/1/04	80.00	360	80.00	CA	12/1/04	150,000.00	1	3.500	3,195.06	WINCHESTER	PA1402E4
110226220	SFR	REF	PURCHASE	N	7.375	7.375	322,000.00	322,000.00	12/1/04	12/1/04	CA	12/1/04	80.00	360	80.00	CA	12/1/04	460,000.00	1	0.000	1,542.92	MISSION HILLS	PA1402E5
110226221	SFR	REF	PURCHASE	N	7.375	7.375	81,859.11	81,859.11	12/1/04	12/1/04	CA	12/1/04	50.00	360	50.00	CA	12/1/04	164,000.00	1	0.000	566.35	MIAMI	PA1402E6
110226222	SFR	REF	PURCHASE	N	12.375	12.375	36,000.00	34,895.50	12/1/04	12/1/04	UT	12/1/04	180	360	180	UT	12/1/04	265,000.00	2	0.000	937.79	MURRAY	PA1402E7
110226223	CONDO	NOO	PURCHASE	N	5.375	5.375	246,500.00	246,500.00	12/1/04	12/1/04	CA	12/1/04	360	360	360	CA	12/1/04	365,000.00	2	3.500	3,995.10	SAN DIEGO	PA1402E8
110226224	SFR	REF	PURCHASE	N	5.125	5.125	233,000.00	233,000.00	12/1/04	12/1/04	CA	12/1/04	360	360	360	CA	12/1/04	680,000.00	1	3.500	3,995.10	SAN DIEGO	PA1402E9
110226225	SFR	REF	PURCHASE	N	6.680	6.680	441,000.00	441,000.00	12/1/04	12/1/04	CA	12/1/04	70.00	360	70.00	CA	12/1/04	620,000.00	1	3.625	1,833.83	HUNTINGTON BEACH	PA1402E10
110226226	SFR	REF	PURCHASE	N	5.250	5.250	707,000.00	707,000.00	12/1/04	12/1/04	CA	12/1/04	360	360	360	CA	12/1/04	915,000.00	1	3.900	3,093.12	SAN FRANCISCO	PA1402E11
110226227	D-PUDS	NOO	PURCHASE	N	4.880	4.880	240,000.00	240,000.00	12/1/04	12/1/04	CA	12/1/04	368	368	368	CA	12/1/04	970,000.00	1	3.250	1,433.33	VISTA	PA1402E12
110226228	SFR	REF	PURCHASE	N	12.500	12.500	20,000.00	19,894.88	12/1/04	12/1/04	WI	12/1/04	16.00	360	16.00	WI	12/1/04	125,000.00	2	0.000	213.45	SALEM	PA1402E13
110226229	SFR	REF	PURCHASE	N	7.875	7.875	212,000.00	212,000.00	12/1/04	12/1/04	CA	12/1/04	70.00	360	70.00	CA	12/1/04	344,000.00	1	0.000	721.88	SCANTION	PA1402E14
110226230	SFR	REF	PURCHASE	N	5.125	5.125	272,000.00	272,000.00	12/1/04	12/1/04	CA	12/1/04	360	360	360	CA	12/1/04	344,000.00	1	0.000	1,165.08	RIVERSIDE	PA1402E15
110226231	SFR	REF	PURCHASE	N	5.980	5.980	468,000.00	468,000.00	12/1/04	12/1/04	CA	12/1/04	80.00	360	80.00	CA	12/1/04	510,000.00	1	5.740	2,036.60	FULLERTON	PA1402E16
110226232	SFR	REF	PURCHASE	N	5.050	5.050	184,800.00	184,800.00	12/1/04	12/1/04	CA	12/1/04	80.00	360	80.00	CA	12/1/04	231,000.00	1	5.000	777.70	WINTER PARK	PA1402E17
110226233	SFR	REF	PURCHASE	N	6.250	6.250	120,720.00	120,720.00	12/1/04	12/1/04	CA	12/1/04	80.00	360	80.00	CA	12/1/04	230,000.00	1	3.675	1,097.50	OLUFEN CREEK	PA1402E18
110226234	SFR	REF	PURCHASE	N	5.625	5.625	186,400.00	186,200.73	12/1/04	12/1/04	AZ	12/1/04	80.00	360	80.00	AZ	12/1/04	273,000.00	1	3.675	1,073.02	PLAINFIELD	PA1402E19
110226235	SFR	REF	PURCHASE	N	5.500	5.500	175,000.00	175,000.00	12/1/04	12/1/04	IA	12/1/04	77.78	360	77.78	IA	12/1/04	144,000.00	1	3.875	513.33	WENTZVILLE	PA1402E20
110226236	SFR	REF	PURCHASE	N	5.625	5.625	735,000.00	734,214.24	12/1/04	12/1/04	MO	12/1/04	80.00	360	80.00	MO	12/1/04	1,050,000.00	1	3.750	4,231.07	DAVENPORT	PA1402E21
110226237	SFR	REF	PURCHASE	N	5.500	5.500	533,800.00	533,800.00	12/1/04	12/1/04	CA	12/1/04	360	360	360	CA	12/1/04	620,000.00	1	6.000	831.88	VICTORVILLE	PA1402E22
110226238	SFR	REF	PURCHASE	N	6.250	6.250	374,500.00	374,500.00	12/1/04	12/1/04	CA	12/1/04	84.87	360	84.87	CA	12/1/04	535,000.00	1	3.250	1,599.43	PALM DESERT	PA1402E23
110226239	SFR	REF	PURCHASE	N	5.875	5.875	134,831.00	134,831.00	12/1/04	12/1/04	FL	12/1/04	70.00	360	70.00	FL	12/1/04	165,000.00	1	3.250	660.11	PALM BAY	PA1402E24
110226240	SFR	REF	PURCHASE	N	5.250	5.250	162,000.00	162,000.00	12/1/04	12/1/04	CA	12/1/04	80.00	360	80.00	CA	12/1/04	388,000.00	1	4.250	2,029.56	NORWALK	PA1402E25
110226241	SFR	REF	PURCHASE	N	5.500	5.500	463,900.00	463,900.00	12/1/04	12/1/04	VA	12/1/04	80.00	360	80.00	VA	12/1/04	600,000.00	1	3.875	2,029.56	ANNANDALE	PA1402E26
110226242	SFR	REF	PURCHASE	N	9.875	9.875	151,905.00	151,905.00	12/1/04	12/1/04	MD	12/1/04	95.00	360	95.00	MD	12/1/04	152,000.00	1	0.000	1,319.07	SPRINGFIELD	PA1402E27
110226243	SFR	REF	PURCHASE	N	6.750	6.750	175,000.00	175,000.00	12/1/04	12/1/04	VA	12/1/04	80.00	360	80.00	VA	12/1/04	260,000.00	1	0.000	838.54	FAIRFAX	PA1402E28
110226244	SFR	REF	PURCHASE	N	5.250	5.250	336,000.00	336,000.00	12/1/04	12/1/04	IN	12/1/04	64.52	360	64.52	IN	12/1/04	475,000.00	1	0.000	1,470.90	FAIRFAX	PA1402E29
110226245	SFR	REF	PURCHASE	N	7.250	7.250	272,600.00	272,600.00	12/1/04	12/1/04	CT	12/1/04	80.00	360	80.00	CT	12/1/04	410,000.00	1	0.000	2,541.79	MILFORD	PA1402E30
110226246	SFR	REF	PURCHASE	N	5.375	5.375	483,000.00	483,000.00	12/1/04	12/1/04	CA	12/1/04	70.00	360	70.00	CA	12/1/04	690,000.00	1	3.875	2,163.44	OXNARD	PA1402E31
110226247	SFR	REF	PURCHASE	N	8.125	8.125	133,000.00	132,915.00	12/1/04	12/1/04	GA	12/1/04	79.17	360	79.17	GA	12/1/04	168,000.00	1	0.000	987.52	DEMOREST	PA1402E32
110226248	SFR	REF	PURCHASE	N	7.000	7.000	91,750.00	91,721.68	12/1/04	12/1/04	NV	12/1/04	80.00	360	80.00	NV	12/1/04	95,000.00	1	6.375	651.75	BAKERSFIELD	PA1402E33
110226249	SFR	REF	PURCHASE	N	6.875	6.875	428,000.00	428,000.00	12/1/04	12/1/04	MI	12/1/04	95.00	360	95.00	MI	12/1/04	112,000.00	1	3.750	2,452.08	OKLAND	PA1402E34
110226250	SFR	REF	PURCHASE	N	6.750	6.750	80,000.00	80,000.00	12/1/04	12/1/04	CA	12/1/04	80.00	360	80.00	CA	12/1/04	535,000.00	1	0.000	4,518.88	OKLAND	PA1402E35
110226251	CONDO	NOO	PURCHASE	N	7.875	7.875	127,911.91	127,911.91	12/1/04	12/1/04	CA	12/1/04	80.00	360	80.00	CA	12/1/04	100,000.00	1	4.500	518.88	BAKERSFIELD	PA1402E36
110226252	SFR	REF	PURCHASE	N	6.750	6.750	366,400.00	366,094.54	12/1/04	12/1/04	VA	12/1/04	80.00	360	80.00	VA	12/1/04	460,000.00	1	3.250	2,376.46	ANNANDALE	PA1402E37
110226253	SFR	REF	PURCHASE	N	6.375	6.375	272,000.00	272,000.00	12/1/04	12/1/04	CA	12/1/04	80.00	360	80.00	CA	12/1/04	342,000.00	1	4.250	1,445.00	LONG BEACH	PA1402E38
110226254	SFR	REF	PURCHASE	N	5.875	5.875	351,900.00	351,900.00	12/1/04	12/1/04	CA	12/1/04	80.00	360	80.00	CA	12/1/04	439,900.00	1	3.875	1,722.84	FONSHUA TREE	PA1402E39
110226255	SFR	REF	PURCHASE	N	6.750	6.750	211,300.00	211,300.00	12/1/04	12/1/04	FL	12/1/04	80.00	360	80.00	FL	12/1/04	225,000.00	1	0.000	1,037.34	LAS VEGAS	PA1402E40
110226256	SFR	REF	PURCHASE	N	5.625	5.625	196,000.00	196,000.00	12/1/04	12/1/04	NV	12/1/04	80.00	360	80.00	NV	12/1/04	249,000.00	1	3.250	877.92	MIAMI	PA1402E41
110226257	SFR	REF	PURCHASE	N	5.375	5.375	115,500.00	115,500.00	12/1/04	12/1/04	MN	12/1/04	70.00	360	70.00	MN	12/1/04	177,500.00	1	3.500	553.44	CLEARWATER	PA1402E42
110226258	SFR	REF	PURCHASE	N	5.750	5.750	152,600.00	152,600.00	12/1/04	12/1/04	CA	12/1/04	80.00	360	80.00	CA	12/1/04	218,000.00	1	3.500	731.21	ALBERTVILLE	PA1402E43
110226259	SFR	REF	PURCHASE	N	5.750	5.750	144,000.00	144,000.00	12/1/04	12/1/04	CA	12/1/04	80.00	360	80.00	CA	12/1/04	140,000.00	1	3.825	527.08	STOCKBRIDGE	PA1402E44
110226260	SFR	REF	PURCHASE	N	6.625	6.625	128,000.00	128,000.00	12/1/04	12/1/04	CO	12/1/04	80.00	360	80.00	CO	12/1/04	190,000.00	1	3.875	795.00	STOCKBRIDGE	PA1402E45
110226261	SFR	REF	PURCHASE	N	5.250	5.250	218,400.00	218,400.00	12/1/04	12/1/04</													

1103295193	S-FAMILY	NO	REFI	Y	6.875	200,000.00	189,831.97	1/1/05	12/1/04	12/1/04	FL	1/1/05	80.00	360	1,313.86	N	250,000.00	1	0.000	1,313.86	PALM BEACH GARDENS	PF0430	2	12/17/04	33410
1103299200	SFR	00	REFI	Y	7.375	310,000.00	299,771.72	1/1/04	11/1/04	12/1/04	FL	12/1/04	76.83	360	2,072.03	N	390,000.00	1	0.000	2,072.03	SOUTH GATE	EF2630	7	12/3/04	90280
1103299207	SFR	00	REFI	Y	8.875	210,000.00	210,000.00	1/1/05	12/1/04	12/1/04	CA	12/1/04	75.00	360	1,670.85	N	280,000.00	1	0.000	1,670.85	OPA LOCKA	SF5630	7	12/9/04	33014
1103299266	SFR	00	REFI	Y	5.000	270,000.00	270,000.00	1/1/05	12/1/04	12/1/04	CA	12/1/04	51.93	360	1,125.00	N	520,000.00	1	3.875	1,125.00	SAN MARCOS	PA2805EI	2	12/27/04	92069
1103299307	D-PUDS	NDO	REFI	Y	5.375	270,000.00	569,361.29	1/1/05	12/1/04	12/1/04	CA	12/1/04	59.69	360	3,191.84	N	955,000.00	1	4.000	3,191.84	SANTA CLARITA	PA3402EI	2	12/27/04	91955
1103299326	D-PUDS	NDO	REFI	N	6.500	369,800.00	369,800.00	1/1/05	12/1/04	12/1/04	CA	12/1/04	80.00	360	2,337.39	N	482,500.00	1	3.875	2,337.39	RED BLUFF	PA2802EI	2	12/22/04	92584
1103299335	D-PUDS	NDO	REFI	N	11.750	36,375.00	36,364.00	1/1/04	11/1/04	12/1/04	CA	12/1/04	15.00	360	367.17	N	250,000.00	1	0.000	367.17	RED BLUFF	PA2802EI	2	11/30/04	96980
1103299341	SFR	00	PURCHASE	Y	5.625	90,250.00	90,250.00	1/1/04	11/1/04	12/1/04	CA	12/1/04	69.97	360	465.23	N	142,000.00	1	3.750	465.23	VENICE	PA2805EI	2	11/30/04	34286
1103299474	D-PUDS	NDO	REFI	Y	7.500	380,000.00	380,000.00	1/1/04	11/1/04	12/1/04	CA	12/1/04	50.34	360	1,741.67	N	755,000.00	1	3.750	1,741.67	SANTA MARGARITA	SA2605EI	12	11/22/04	92688
1103299478	CONDO	NDO	PURCHASE	N	12.500	79,992.00	79,992.03	1/1/04	11/1/04	12/1/04	FL	12/1/04	80.00	360	559.32	N	109,000.00	1	0.000	559.32	VERO BEACH	EF1630	7	12/7/04	32967
1103299488	SFR	00	REFI	N	5.000	300,000.00	300,000.00	1/1/04	12/1/04	12/1/04	FL	12/1/04	25.00	360	707.06	N	285,000.00	1	0.000	707.06	PUNTA CHARLOTTE	PA6002EI	7	12/22/04	33981
1103299509	CONDO	NDO	REFI	N	8.000	198,000.00	197,867.15	1/1/04	11/1/04	12/1/04	MN	12/1/04	90.00	360	1,452.85	N	400,000.00	1	0.000	1,452.85	GOLDEN VALLEY	PA6002EI	2	12/7/04	55422
1103299517	SFR	00	PURCHASE	N	6.750	213,592.00	213,408.11	1/1/04	11/1/04	12/1/04	CA	12/1/04	90.00	360	1,385.35	N	270,000.00	1	0.000	1,385.35	MUIR	PA1430	2	11/26/04	33193
1103299538	SFR	00	PURCHASE	N	8.750	70,000.00	69,959.73	1/1/05	12/1/04	12/1/04	CA	12/1/04	83.84	360	550.69	N	83,500.00	1	0.000	550.69	FRESNO	PA1603EI	15	11/26/04	33178
1103299563	D-PUDS	NDO	REFI	N	5.125	185,500.00	185,282.22	1/1/04	11/1/04	12/1/04	NV	12/1/04	80.00	360	1,010.02	N	285,000.00	1	3.875	1,010.02	HENDERSON	PA1603EI	1	11/23/04	93727
1103299617	SFR	00	PURCHASE	N	12.990	30,000.00	29,993.12	1/1/04	11/1/04	12/1/04	CA	12/1/04	15.00	360	331.63	N	200,000.00	1	0.000	331.63	CROWN POINT	PA1603EI	2	11/23/04	48307
1103299677	D-PUDS	NDO	REFI	Y	5.125	360,500.00	360,500.00	1/1/04	11/1/04	12/1/04	CA	12/1/04	70.00	360	1,539.64	N	515,000.00	1	3.250	1,539.64	OXNARD	PA0403EI	2	12/27/04	93030
1103299704	D-PUDS	NDO	REFI	N	5.000	136,500.00	136,500.00	1/1/04	11/1/04	12/1/04	UT	12/1/04	80.00	360	568.75	N	197,000.00	1	0.000	568.75	VALRICO	PA1602EI	2	12/27/04	93030
1103299751	PUD	NDO	PURCHASE	N	9.000	87,210.00	87,162.37	1/1/05	12/1/04	12/1/04	UT	12/1/04	24.99	360	701.71	N	170,000.00	1	0.000	701.71	SPRINGVILLE	PA1602EI	2	12/27/04	93030
1103299767	SFR	00	PURCHASE	N	12.000	41,938.00	41,938.00	1/1/04	11/1/04	12/1/04	CA	12/1/04	90.00	360	431.50	N	235,000.00	1	0.000	431.50	SALEM	PA1602EI	1	11/26/04	84653
1103299831	CONDO	NDO	REFI	Y	7.125	187,690.00	187,690.00	1/1/04	11/1/04	12/1/04	CA	12/1/04	90.00	360	607.27	N	110,000.00	1	3.500	607.27	CHULA VISTA	PA2402EI	8	11/26/04	28205
1103299832	SFR	00	PURCHASE	N	7.500	259,000.00	259,000.00	1/1/05	12/1/04	12/1/04	CA	12/1/04	90.00	360	1,133.13	N	370,000.00	1	3.500	1,133.13	CHULA VISTA	PA2402EI	2	11/17/04	91911
1103299904	D-PUDS	2ND	REFI	Y	5.250	92,300.00	92,300.00	1/1/04	11/1/04	12/1/04	CA	12/1/04	69.98	360	461.50	N	145,000.00	1	3.250	461.50	GROVELAND	PA0603EI	2	11/17/04	92069
1103299952	D-PUDS	2ND	REFI	N	5.375	380,000.00	380,000.00	1/1/04	11/1/04	12/1/04	CA	12/1/04	90.00	360	1,702.08	N	470,000.00	1	3.875	1,702.08	SAN MARCOS	PA1402EI	2	11/17/04	92069
1103300034	CONDO	00	PURCHASE	N	6.875	213,500.00	213,500.00	1/1/05	12/1/04	12/1/04	CA	12/1/04	90.00	360	1,223.18	N	305,000.00	1	0.000	1,223.18	LAKE WORTH	PA0602EI	2	11/26/04	34367
1103300040	CONDO	00	PURCHASE	N	6.000	180,000.00	180,000.00	1/1/04	11/1/04	12/1/04	MD	12/1/04	80.00	360	1,225.00	N	300,000.00	1	3.625	1,225.00	TORRANCE	PA0402EI	2	11/26/04	95052
1103300110	CONDO	00	REFI	Y	7.750	98,000.00	97,930.84	1/1/04	11/1/04	12/1/04	FL	12/1/04	78.40	360	702.08	N	125,000.00	1	0.000	702.08	MIAMI	PA2402EI	15	11/26/04	31183
1103300165	SFR	00	REFI	Y	7.250	210,400.00	210,400.00	1/1/05	12/1/04	12/1/04	IN	12/1/04	80.00	360	1,271.17	N	263,000.00	1	0.000	1,271.17	AVON	EF2630	2	11/26/04	46123
1103300173	PUD	00	REFI	Y	6.875	378,000.00	378,000.00	1/1/04	11/1/04	12/1/04	CA	12/1/04	90.00	360	2,483.19	N	540,000.00	1	0.000	2,483.19	MESA	PF2630	15	11/26/04	85207
1103300199	SFR	2ND	REFI	Y	5.450	81,200.00	81,124.80	1/1/04	11/1/04	12/1/04	OK	12/1/04	70.00	360	1,408.37	N	110,000.00	1	3.250	1,408.37	CHATSWORTH	PA0402EI	1	11/23/04	91311
1103300226	SFR	2ND	REFI	Y	6.375	43,325.00	43,325.00	1/1/05	11/1/04	12/1/04	CA	12/1/04	25.00	360	433.18	N	190,000.00	1	0.000	433.18	SANGER	EA1603EI	7	11/26/04	74134
1103300258	SFR	2ND	PURCHASE	N	6.750	400,000.00	400,000.00	1/1/04	11/1/04	12/1/04	CA	12/1/04	90.00	360	2,250.00	N	500,000.00	1	3.250	2,250.00	DAVE	PA0603EI	2	11/17/04	93657
1103300262	SFR	NDO	REFI	Y	7.375	500,000.00	499,619.54	1/1/04	11/1/04	12/1/04	CA	12/1/04	87.72	360	3,453.38	N	570,000.00	1	3.750	3,453.38	CARMEL	PA0402EI	7	11/30/04	46033
1103300262	D-PUDS	NDO	REFI	Y	7.625	214,400.00	214,444.82	1/1/04	11/1/04	12/1/04	CA	12/1/04	90.00	360	1,517.51	N	320,000.00	1	6.125	1,517.51	RIVERSIDE	SA6630EI	2	11/24/04	92509
1103300262	SFR	NDO	REFI	Y	6.750	222,100.00	222,100.00	1/1/04	11/1/04	12/1/04	NV	12/1/04	89.97	360	1,249.31	N	315,000.00	1	4.625	1,249.31	NORTH LAS VEGAS	PA0402EI	1	11/30/04	89081
1103300356	D-PUDS	00	REFI	Y	6.625	152,000.00	152,000.00	1/1/05	12/1/04	12/1/04	CA	12/1/04	71.56	360	973.27	N	195,000.00	1	0.000	973.27	HEMET	PF0630	1	12/2/04	92543
1103300356	D-PUDS	00	REFI	Y	5.750	188,000.00	188,000.00	1/1/04	11/1/04	12/1/04	CA	12/1/04	90.00	360	1,097.12	N	235,000.00	1	4.000	1,097.12	PRESIDENT	PA0602EI	2	11/26/04	88303
1103300374	D-PUDS	00	REFI	Y	5.875	147,000.00	147,000.00	1/1/04	11/1/04	12/1/04	AZ	12/1/04	69.67	360	719.69	N	211,000.00	1	5.000	719.69	FEDERAL HEIGHTS	PA1405EI	1	11/17/04	80260
1103300378	D-PUDS	00	PURCHASE	N	5.990	360,000.00	360,000.00	1/1/04	11/1/04	12/1/04	CA	12/1/04	90.00	360	1,797.00	N	450,000.00	1	3.500	1,797.00	WOODBRIDGE	PA0402EI	2	11/22/04	20182
1103300389	SFR	NDO	PURCHASE	N	8.625	103,500.00	103,500.00	1/1/05	12/1/04	12/1/04	VA	12/1/04	90.00	360	805.01	N	180,000.00	1	5.250	805.01	VILLA PARK	PA1402EI	2	11/17/04	62191
1103300395	SFR	NDO	PURCHASE	N	5.125	245,000.00	245,000.00	1/1/04	11/1/04	12/1/04	WA	12/1/04	70.00	360	1,046.35	N	400,000.00	1	3.875	1,046.35	EVERETT	PA1402EI	2	11/23/04	98021
1103300415	CONDO	00	REFI	Y	5.000	70,000.00	71,881.16	1/1/05	12/1/04	12/1/04	WA	12/1/04	25.01	360	846.53	N	316,000.00	1	0.000	846.53	EVERETT	PA0603EI	2	11/26/04	98208
1103300415</																									

SHR	UNIT	REF	Y	5.135	5.125	650,000.00	4,100.00	360	61.04	MI	17/05	N	1,550,000.00	3,500	4,100.00	ROCHESTER HILLS
1103301655	SFR	PURCHASE	N	6.250	6.245	172,000.00	185.82	360	80.00	CA	12/10/04	N	215,000.00	3,250	172,000.00	1103301655
1103301660	CONDO	PURCHASE	N	12.375	12.370	172,000.00	388.16	360	25.00	VA	12/10/04	N	175,000.00	0.000	172,000.00	1103301660
1103301665	CONDO	PURCHASE	N	3.300	3.295	172,000.00	388.16	360	70.00	CA	21/05	N	247,000.00	3,250	172,000.00	1103301665
1103301732	D-PUDS	PURCHASE	N	9.300	9.295	172,000.00	789.25	360	70.00	CA	21/05	N	464,000.00	3,250	172,000.00	1103301732
1103301737	SFR	PURCHASE	N	7.875	7.870	192,000.00	1,174.85	360	70.00	CA	17/10/05	N	187,000.00	0.000	192,000.00	1103301737
1103301749	SFR	PURCHASE	N	4.675	4.670	192,000.00	2,185.54	360	70.00	CA	12/10/04	N	1,100,000.00	3,250	192,000.00	1103301749
1103301780	SFR	PURCHASE	N	3.875	3.870	248,500.00	1,216.51	360	70.00	MD	11/05	N	187,000.00	0.000	248,500.00	1103301780
1103301870	SFR	PURCHASE	N	3.200	3.195	119,400.00	609.53	360	48.00	CA	11/05	N	355,000.00	3,250	119,400.00	1103301870
1103301871	CONDO	REF	Y	4.625	4.620	455,700.00	1,796.34	360	70.00	CA	12/10/04	N	531,000.00	0.000	455,700.00	1103301871
1103301932	SFR	PURCHASE	N	6.250	6.245	140,000.00	1,193.03	360	80.00	OR	12/10/04	N	290,000.00	0.000	140,000.00	1103301932
1103301936	SFR	PURCHASE	N	5.900	5.895	212,000.00	1,317.75	360	80.00	OR	12/10/04	N	285,000.00	0.000	212,000.00	1103301936
1103301965	CONDO	REF	Y	6.800	6.795	160,000.00	1,011.32	360	70.00	CA	11/05	N	180,000.00	0.000	160,000.00	1103301965
1103301982	SFR	REF	Y	5.625	5.620	275,000.00	1,750.39	360	78.72	CA	11/05	N	330,000.00	0.000	275,000.00	1103301982
1103302074	SFR	PURCHASE	N	7.375	7.370	141,500.00	1,508.39	360	70.00	CA	11/05	N	460,000.00	3,250	141,500.00	1103302074
1103302091	D-PUDS	PURCHASE	N	5.375	5.370	650,000.00	2,911.46	360	65.62	CA	12/10/04	N	1,500,000.00	0.000	650,000.00	1103302091
1103302110	SFR	REF	Y	5.300	5.295	294,677.10	1,674.89	360	51.76	CA	12/10/04	N	395,000.00	0.000	294,677.10	1103302110
1103302123	SFR	PURCHASE	N	6.625	6.620	222,000.00	1,777.71	360	70.00	HI	12/10/04	N	470,000.00	0.000	222,000.00	1103302123
1103302145	SFR	PURCHASE	N	6.825	6.820	268,000.00	1,852.46	360	30.00	HI	12/10/04	N	280,000.00	0.000	268,000.00	1103302145
1103302146	SFR	PURCHASE	N	1.375	1.370	268,000.00	1,852.46	360	95.00	CA	12/10/04	N	280,000.00	0.000	268,000.00	1103302146
1103302147	SFR	PURCHASE	N	12.125	12.120	600,000.00	6,922.95	360	25.00	NV	11/05	N	240,000.00	0.000	600,000.00	1103302147
1103302159	SFR	2ND	Y	5.000	5.000	210,000.00	875.00	360	44.88	CA	12/10/04	N	468,000.00	0.000	210,000.00	1103302159
1103302243	SFR	REF	Y	7.625	7.620	265,250.00	1,459.82	360	75.00	MA	11/05	N	575,000.00	0.000	265,250.00	1103302243
1103302248	SFR	PURCHASE	N	5.640	5.640	469,000.00	2,189.50	360	80.00	CA	12/10/04	N	285,000.00	0.000	469,000.00	1103302248
1103302309	PUD	PURCHASE	N	5.800	5.800	594,000.00	4,677.89	360	80.00	CA	12/10/04	N	630,000.00	0.000	594,000.00	1103302309
1103302314	SFR	PURCHASE	N	6.800	6.800	521,000.00	2,815.84	360	80.00	CA	12/10/04	N	652,000.00	0.000	521,000.00	1103302314
1103302344	CONDO	PURCHASE	N	6.005	6.005	574,459.17	1,041.92	360	80.00	CA	12/10/04	N	335,000.00	0.000	574,459.17	1103302344
1103302345	SFR	PURCHASE	N	6.240	6.240	269,000.00	2,674.89	360	80.00	CA	12/10/04	N	265,000.00	0.000	269,000.00	1103302345
1103302346	SFR	PURCHASE	N	7.615	7.615	240,000.00	1,334.25	360	84.99	CA	12/10/04	N	379,000.00	0.000	240,000.00	1103302346
1103302423	SFR	REF	Y	5.975	5.975	240,000.00	1,664.58	360	80.00	CA	12/10/04	N	425,000.00	0.000	240,000.00	1103302423
1103302424	SFR	REF	Y	7.005	7.005	340,000.00	2,122.17	360	85.00	CA	12/10/04	N	375,000.00	0.000	340,000.00	1103302424
1103302443	SFR	REF	Y	5.765	5.765	356,200.00	1,748.72	360	95.00	CA	12/10/04	N	465,000.00	0.000	356,200.00	1103302443
1103302448	SFR	PURCHASE	N	7.865	7.865	384,750.00	2,521.72	360	80.00	CA	12/10/04	N	455,000.00	0.000	384,750.00	1103302448
1103302450	SFR	PURCHASE	N	6.365	6.365	387,500.00	2,055.36	360	88.26	CA	12/10/04	N	460,000.00	0.000	387,500.00	1103302450
1103302453	PUD	PURCHASE	N	5.720	5.720	396,000.00	2,055.36	360	88.26	CA	12/10/04	N	440,000.00	0.000	396,000.00	1103302453
1103302455	SFR	PURCHASE	N	6.140	6.140	399,200.00	2,042.57	360	80.00	CA	12/10/04	N	489,000.00	0.000	399,200.00	1103302455
1103302459	SFR	PURCHASE	N	5.915	5.915	402,400.00	1,890.90	360	80.00	CA	12/10/04	N	505,000.00	0.000	402,400.00	1103302459
1103302470	SFR	REF	Y	6.870	6.870	540,000.00	2,447.84	360	88.14	CA	12/10/04	N	600,000.00	0.000	540,000.00	1103302470
1103302480	SFR	REF	Y	7.250	7.250	540,000.00	2,447.84	360	80.00	CA	12/10/04	N	600,000.00	0.000	540,000.00	1103302480
1103302487	SFR	REF	Y	6.365	6.365	578,250.00	3,031.33	360	90.00	CA	12/10/04	N	642,000.00	0.000	578,250.00	1103302487
1103302491	SFR	REF	Y	7.120	7.120	580,000.00	3,292.43	360	80.00	CA	12/10/04	N	740,000.00	0.000	580,000.00	1103302491
1103302492	SFR	REF	Y	6.580	6.580	580,000.00	3,257.67	360	80.00	CA	12/10/04	N	655,000.00	0.000	580,000.00	1103302492
1103302494	SFR	REF	Y	6.680	6.680	621,000.00	3,292.43	360	80.00	CA	12/10/04	N	725,000.00	0.000	621,000.00	1103302494
1103302505	SFR	REF	Y	7.005	7.005	750,000.00	4,531.25	360	70.09	CA	12/10/04	N	890,000.00	0.000	750,000.00	1103302505
1103302512	SFR	REF	Y	7.250	7.250	750,000.00	4,531.25	360	80.00	CA	12/10/04	N	1,070,000.00	0.000	750,000.00	1103302512
1103302560	SFR	PURCHASE	N	6.990	6.990	261,900.00	1,831.96	360	90.00	CA	12/10/04	N	291,000.00	0.000	261,900.00	1103302560
1103302562	SFR	PURCHASE	N	6.045	6.045	335,000.00	1,831.96	360	85.00	CA	12/10/04	N	370,000.00	0.000	335,000.00	1103302562
1103302571	PUD	PURCHASE	N	6.330	6.330	336,000.00	1,708.12	360	80.00	CA	12/10/04	N	410,000.00	0.000	336,000.00	1103302571
1103302718	SFR	REF	Y	6.115	6.115	340,000.00	2,298.34	360	84.63	CA	12/10/04	N	440,000.00	0.000	340,000.00	1103302718
1103302730	SFR	REF	Y	6.443	6.443	342,000.00	2,298.34	360	80.00	CA	12/10/04	N	420,000.00	0.000	342,000.00	1103302730
1103302756	SFR	REF	Y	6.245	6.245	422,000.00	2,298.34	360	95.00	CA	12/10/04	N	435,000.00	0.000	422,000.00	1103302756
1103302757	CONDO	REF	Y	6.255	6.255	422,000.00	2,298.34	360	80.00	CA	12/10/04	N	480,000.00	0.000	422,000.00	1103302757
1103302789	SFR	REF	Y	6.255	6.255	431,941.00	2,116.51	360	79.58	CA	12/10/04	N	445,000.00	0.000	431,941.00	1103302789
1103302804	SFR	REF	Y	6.880	6.880	433,500.00	2,597.86	360	87.57	CA	12/10/04	N	540,000.00	0.000	433,500.00	1103302804
1103302820	SFR	REF	Y	6.620	6.620	450,000.00	454,749.75	360	84.21	CA	12/10/04	N	500,000.00	0.000	450,000.00	1103302820
1103302827	SFR	REF	Y	6.745	6.745	459,000.00	2,417.75	360	80.00	CA	12/10/04	N	540,000.00	0.000	459,000.00	1103302827
1103302830	PUD	REF	Y	7.240	7.240	461,000.00	2,579.96	360	89.86	CA	12/10/04	N	485,000.00	0.000	461,000.00	1103302830
1103302836	SFR	REF	Y	5.990	5.990	463,500.00	2,417.75	360	84.21	CA	12/10/04	N	500,000.00	0.000	463,500.00	1103302836
1103302848	SFR	REF	Y	6.865	6.865	508,500.00	2,540.38	360	88.62	CA	12/10/04	N	580,000.00	0.000	508,500.00	1103302848
1103302854	SFR	REF	Y	5.995	5.995	514,000.00	2,698.77	360	85.00	CA	12/10/04	N	580,000.00	0.000	514,000.00	1103302854
1103302856	SFR	REF	Y	6.255	6.255	517,750.00	2,698.77	360	95.00	CA	12/10/04	N	545,000.00	0.000	517,750.00	1103302856

Qry_FileLayout_Generic_xls_

11/03/2005	D-PUDS	NOO	PURCHASE	N	10.990	10.990	127,000.00	126,954.67	12/1/04	12/1/04	11/1/19	11/1/19	180	25.00	CA	12/1/04	Y	520,000.00	2	0.000	1,208.49	SAULIGUS AREA	12/30/04	12/30/04	91330	12/30/04	1	TB0630
11/03/2010	2-FAMILY	OO	REFI	Y	5.750	5.750	285,000.00	284,700.45	12/1/04	12/1/04	11/1/24	11/1/24	360	74.03	CA	12/1/04	N	385,000.00	1	3.875	1,663.18	BELL	11/23/04	11/23/04	90201	11/23/04	2	PA1605E
11/03/2010	CONDO	OO	REFI	Y	5.125	5.125	120,000.00	120,000.00	12/1/04	12/1/04	11/1/24	11/1/24	360	34.29	CA	12/1/04	N	350,000.00	1	3.250	653.38	PALM SPRINGS	12/18/04	12/18/04	92264	12/18/04	2	PA1605E
11/03/2023	CONDO	2ND	PURCHASE	N	11.250	20,000.00	20,000.00	20,000.00	1/1/05	1/1/05	12/1/19	12/1/19	180	21.08	FL	12/1/04	N	95,000.00	1	5.000	230.47	MIAMI	12/26/04	12/26/04	43475	12/26/04	2	TR0615
11/03/2024	SFR	OO	REFI	Y	5.875	128,000.00	128,000.00	128,000.00	1/1/05	1/1/05	12/1/24	12/1/24	360	77.58	FL	12/1/04	N	165,000.00	1	5.000	626.67	LAKWOOD CLUB	12/15/04	12/15/04	39167	12/15/04	2	PA1602E
11/03/2024	D-PUDS	OO	REFI	Y	5.500	271,800.00	271,800.00	271,800.00	1/1/05	1/1/05	12/1/24	12/1/24	360	62.97	CA	12/1/04	N	347,500.00	1	3.875	1,273.25	NEWMAN	12/15/04	12/15/04	95360	12/15/04	7	PA1402E
11/03/2024	SFR	OO	REFI	Y	5.625	261,300.00	261,300.00	261,300.00	12/1/04	12/1/04	11/1/24	11/1/24	360	80.00	CA	12/1/04	N	415,000.00	1	3.250	1,274.84	CORONA	12/10/04	12/10/04	92882	12/10/04	7	PA1603E
11/03/2027	2-FAMILY	NOO	PURCHASE	N	8.375	462,000.00	462,000.00	462,000.00	12/1/04	12/1/04	11/1/24	11/1/24	360	70.00	GA	12/1/04	N	660,000.00	1	3.750	1,828.75	VISTA	11/30/04	11/30/04	92084	11/30/04	2	PA0402E
11/03/2030	SFR	OO	REFI	Y	7.875	114,475.00	114,396.22	114,396.22	12/1/04	12/1/04	11/1/24	11/1/24	360	90.00	TX	12/1/04	N	171,000.00	1	0.000	1,067.81	ATLANTA	12/16/04	12/16/04	92344	12/16/04	2	PF1430
11/03/2032	SFR	OO	REFI	Y	6.875	88,000.00	88,000.00	87,976.07	12/1/04	12/1/04	11/1/24	11/1/24	360	95.00	CA	12/1/04	N	128,000.00	1	0.000	830.02	BLAKERSFIELD (AREA)	12/16/04	12/16/04	75023	12/16/04	12	SF1630
11/03/2034	SFR	OO	PURCHASE	N	5.250	349,200.00	349,200.00	349,200.00	12/1/04	12/1/04	11/1/24	11/1/24	360	79.84	CA	12/1/04	N	480,000.00	1	5.000	1,676.50	EL CAJON	12/16/04	12/16/04	93307	12/16/04	12	SA202E
11/03/2034	SFR	OO	REFI	N	5.375	649,000.00	649,000.00	649,000.00	12/1/04	12/1/04	11/1/24	11/1/24	360	48.08	CA	12/1/04	N	1,350,000.00	1	5.000	2,906.98	STUDIO CITY	11/12/04	11/12/04	92019	11/12/04	2	PA0402E
11/03/2034	CONDO	NOO	PURCHASE	N	11.875	61,125.00	61,107.02	61,107.02	12/1/04	12/1/04	11/1/24	11/1/24	360	25.00	CA	12/1/04	Y	244,500.00	2	0.000	622.86	SAN DIEGO	12/10/04	12/10/04	92105	12/10/04	2	TB0630
11/03/2034	D-PUDS	OO	PURCHASE	N	10.250	121,640.00	121,521.77	121,521.77	12/1/04	12/1/04	11/1/24	11/1/24	360	80.00	FL	12/1/04	Y	154,500.00	1	3.000	739.10	ROCKLEDGE	12/24/04	12/24/04	37955	12/24/04	8	EA1630E
11/03/2035	SFR	NOO	PURCHASE	Y	6.250	81,900.00	81,900.00	81,900.00	1/1/05	1/1/05	12/1/19	12/1/19	360	65.52	FL	1/1/05	N	181,000.00	1	0.000	1,531.44	GROVELAND	12/24/04	12/24/04	34736	12/24/04	2	EF2630
11/03/2035	SFR	NOO	PURCHASE	Y	5.250	370,300.00	370,300.00	370,300.00	1/1/05	1/1/05	12/1/24	12/1/24	360	70.00	CA	1/1/05	N	789,500.00	1	3.250	2,446.94	TAMPA	12/15/04	12/15/04	33604	12/15/04	8	EF1615
11/03/2035	D-PUDS	OO	REFI	N	4.375	559,300.00	559,300.00	559,300.00	12/1/04	12/1/04	11/1/24	11/1/24	360	80.00	CA	12/1/04	N	893,000.00	1	3.250	2,446.94	HUNTINGTON BEACH	12/21/04	12/21/04	92646	12/21/04	2	PA0403E
11/03/2036	SFR	OO	REFI	N	5.250	370,300.00	370,300.00	370,300.00	12/1/04	12/1/04	11/1/24	11/1/24	360	80.00	CA	12/1/04	N	789,500.00	1	3.250	2,446.94	HUNTINGTON BEACH	12/21/04	12/21/04	92646	12/21/04	2	PA0403E
11/03/2036	SFR	OO	REFI	N	5.250	212,500.00	212,500.00	212,500.00	12/1/04	12/1/04	11/1/24	11/1/24	360	80.00	CA	12/1/04	N	430,000.00	1	5.000	1,676.50	EL CAJON	12/10/04	12/10/04	92019	12/10/04	2	PA0402E
11/03/2037	CONDO	NOO	PURCHASE	N	11.875	161,125.00	161,107.02	161,107.02	12/1/04	12/1/04	11/1/24	11/1/24	360	25.00	CA	12/1/04	Y	244,500.00	2	0.000	622.86	SAN DIEGO	12/10/04	12/10/04	92105	12/10/04	2	TB0630
11/03/2037	D-PUDS	OO	PURCHASE	N	10.250	121,640.00	121,521.77	121,521.77	12/1/04	12/1/04	11/1/24	11/1/24	360	80.00	FL	12/1/04	Y	154,500.00	1	3.000	739.10	ROCKLEDGE	12/24/04	12/24/04	37955	12/24/04	2	EA1630E
11/03/2038	SFR	NOO	PURCHASE	Y	6.250	81,900.00	81,900.00	81,900.00	1/1/05	1/1/05	12/1/19	12/1/19	360	65.52	FL	1/1/05	N	181,000.00	1	0.000	1,531.44	GROVELAND	12/24/04	12/24/04	34736	12/24/04	2	EF2630
11/03/2038	SFR	NOO	PURCHASE	Y	5.250	370,300.00	370,300.00	370,300.00	1/1/05	1/1/05	12/1/24	12/1/24	360	70.00	CA	12/1/04	N	789,500.00	1	3.250	2,446.94	TAMPA	12/15/04	12/15/04	33604	12/15/04	8	EF1615
11/03/2038	D-PUDS	OO	REFI	N	4.375	559,300.00	559,300.00	559,300.00	12/1/04	12/1/04	11/1/24	11/1/24	360	80.00	CA	12/1/04	N	893,000.00	1	3.250	2,446.94	HUNTINGTON BEACH	12/21/04	12/21/04	92646	12/21/04	2	PA0403E
11/03/2039	SFR	OO	REFI	N	5.250	370,300.00	370,300.00	370,300.00	12/1/04	12/1/04	11/1/24	11/1/24	360	80.00	CA	12/1/04	N	789,500.00	1	3.250	2,446.94	HUNTINGTON BEACH	12/21/04	12/21/04	92646	12/21/04	2	PA0403E
11/03/2039	SFR	OO	REFI	N	5.250	212,500.00	212,500.00	212,500.00	12/1/04	12/1/04	11/1/24	11/1/24	360	80.00	CA	12/1/04	N	430,000.00	1	5.000	1,676.50	EL CAJON	12/10/04	12/10/04	92019	12/10/04	2	PA0402E
11/03/2040	CONDO	NOO	PURCHASE	N	12.250	468,000.00	468,000.00	468,000.00	1/1/05	1/1/05	12/1/24	12/1/24	360	83.34	IL	1/1/05	N	595,000.00	1	3.500	1,173.43	CHICAGO	12/10/04	12/10/04	90629	12/10/04	2	PA0602E
11/03/2040	CONDO	NOO	REFI	N	7.250	104,400.00	104,400.00	104,400.00	12/1/04	12/1/04	11/1/24	11/1/24	360	70.00	CA	12/1/04	N	255,000.00	1	3.500	1,173.43	CHICAGO	12/10/04	12/10/04	90629	12/10/04	2	PA0602E
11/03/2041	SFR	NOO	REFI	N	6.250	293,600.00	293,600.00	293,600.00	1/1/05	1/1/05	12/1/24	12/1/24	360	80.00	CA	12/1/04	N	595,000.00	1	3.875	1,518.49	RIVERSIDE	12/10/04	12/10/04	90629	12/10/04	2	PA0602E
11/03/2041	SFR	NOO	REFI	N	6.250	175,000.00	175,000.00	175,000.00	1/1/05	1/1/05	12/1/24	12/1/24	360	80.00	CA	12/1/04	N	255,000.00	1	3.500	1,173.43	CHICAGO	12/10/04	12/10/04	90629	12/10/04	2	PA0602E
11/03/2041	SFR	NOO	REFI	N	5.750	350,400.00	350,400.00	350,400.00	12/1/04	12/1/04	11/1/24	11/1/24	360	77.49	CA	12/1/04	N	694,000.00	1	3.875	2,583.75	PASADENA	12/10/04	12/10/04	91106	12/10/04	2	PA2402E
11/03/2041	SFR	NOO	REFI	N	4.625	350,000.00	350,000.00	350,000.00	1/1/04	1/1/04	10/1/24	10/1/24	360	80.00	CA	12/1/04	N	595,000.00	1	3.875	2,583.75	PASADENA	12/10/04	12/10/04	91106	12/10/04	2	PA2402E
11/03/2041	SFR	NOO	REFI	N	6.500	564,000.00	564,000.00	564,000.00	1/1/04	1/1/04	10/1/24	10/1/24	360	80.00	CA	12/1/04	N	893,000.00	1	3.875	2,583.75	PASADENA	12/10/04	12/10/04	91106	12/10/04	2	PA2402E
11/03/2041	SFR	NOO	REFI	N	6.490	334,800.00	334,163.00	334,163.00	1/1/04	1/1/04	10/1/24	10/1/24	360	90.00	CA	12/1/04	N	425,000.00	1	6.240	1,838.83	PITTSBURG	10/29/04	10/29/04	94565	10/29/04	16	BA1803E
11/03/2041	SFR	NOO	REFI	N	6.250	334,800.00	334,163.00	334,163.00	1/1/04	1/1/04	10/1/24	10/1/24	360	90.00	CA	12/1/04	N	425,000.00	1	6.000	2,061.42	MONESTRO	10/29/04	10/29/04	94565	10/29/04	16	BA1803E
11/03/2041	D-PUDS	OO	PURCHASE	N	5.890	79,920.00	79,757.10	79,757.10	1/1/04	1/1/04	10/1/24	10/1/24	360	80.00	CA	12/1/04	N	102,000.00	1	5.640	473.52	JONESBORO	10/29/04	10/29/04	30238	10/29/04	16	BA1803E
11/03/2041	D-PUDS	OO	PURCHASE	N	5.500	226,700.00	226,700.00	226,700.00	12/1/04	12/1/04	11/1/24	11/1/24	360	80.														

1102205782	NOO	PURCHASE	N	10.500	10.500	30,500.00	11/05	12/1/19	279.00	180	10.00	CA	12/1/04	Y	308,000.00	2	0.000	279.00	SAN DIEGO	11/16/04	1	BA1602E	
1103306815	SFR	PURCHASE	N	6.750	6.750	364,000.00	12/1/04	12/1/04	1,816.97	360	80.00	CA	11/05	N	455,000.00	2	3.750	1,816.97	BURBANK	12/23/04	2	PA0402I	
1103306812	H-RISE	2ND	N	6.750	6.750	413,000.00	11/05	12/1/04	2,678.71	360	70.00	CA	12/1/04	N	590,000.00	2	0.000	2,678.71	LOS ANGELES	12/23/04	2	PA0402I	
1103306841	SFR	REF	Y	7.000	7.000	470,000.00	11/05	12/1/04	2,863.46	360	56.67	ID	11/05	N	300,000.00	2	3.975	2,863.46	COEUR D'ALENE	12/23/04	2	PA2405E	
1103306833	SFR	REF	Y	7.000	7.000	430,000.00	12/1/04	12/1/04	2,863.46	360	80.00	TX	11/05	N	540,000.00	2	3.975	2,863.46	DALLAS	12/23/04	2	PA2402E	
1103306838	D-PUDS	OO	PURCHASE	N	6.000	6.000	577,500.00	11/05	12/1/04	2,887.50	360	70.00	CA	11/05	N	825,000.00	2	3.750	2,887.50	OAKLAND	12/23/04	1	PA0605E
1103306840	SFR	REF	Y	5.250	5.250	292,400.00	12/1/04	12/1/04	1,340.17	360	79.99	MD	11/05	N	400,000.00	1	3.250	1,340.17	PORT DEPOSIT	12/23/04	1	PA0605E	
1103306842	D-PUDS	OO	PURCHASE	N	7.500	7.500	125,156.28	11/05	12/1/04	691.91	360	70.00	TX	11/05	N	179,000.00	1	0.000	691.91	MOSINEE	12/16/04	1	PA1602E
1103306844	SFR	REF	Y	8.000	8.000	76,942.85	12/1/04	11/1/04	538.40	360	79.39	TX	12/1/04	N	99,000.00	1	0.000	538.40	HOUSTON	12/16/04	2	PF1630	
1103306848	SFR	REF	Y	8.000	8.000	93,500.00	11/05	12/1/04	686.07	360	85.00	MI	11/05	N	110,000.00	1	0.000	686.07	DEARBORN	12/23/04	2	PF1430	
1103306850	SFR	REF	Y	6.875	6.875	156,000.00	11/05	12/1/04	1,391.29	180	80.00	MI	11/05	N	195,000.00	1	0.000	1,391.29	BEARBORN	12/23/04	2	PF1415	
1103306856	SFR	REF	Y	5.500	5.500	307,300.00	11/05	12/1/04	1,408.46	360	70.00	CA	12/1/04	N	439,000.00	1	3.750	1,408.46	LONG BEACH	11/23/04	8	PA1602E	
1103307004	D-PUDS	NOO	PURCHASE	N	7.000	7.000	472,000.00	12/1/04	12/1/04	2,753.33	360	80.00	FL	12/1/04	N	603,000.00	1	3.250	2,753.33	MIAMI SPRINGS	11/23/04	2	PA0403E
1103307043	D-PUDS	NOO	REF	N	5.125	5.125	124,300.00	11/05	12/1/04	530.86	360	70.00	AZ	11/05	N	180,000.00	1	3.975	530.86	LITCHFIELD PARK	12/16/04	2	PA0405E
1103307068	SFR	REF	Y	5.500	5.500	158,450.00	12/1/04	11/1/04	666.25	360	28.37	CA	11/05	N	50,000.00	1	3.750	666.25	FORT MYERS	11/23/04	1	PA0405E	
1103307075	SFR	REF	Y	7.500	7.500	484,000.00	12/1/04	11/1/04	3,025.00	360	68.98	CA	11/05	N	605,000.00	1	0.000	3,025.00	TOLARE	11/23/04	1	PF2430I	
1103307088	SFR	REF	Y	5.375	5.375	376,000.00	12/1/04	11/1/04	1,684.17	360	80.00	CA	12/1/04	N	470,000.00	1	3.625	1,684.17	SAN DIEGO	11/23/04	1	PA2630E	
1103307099	D-PUDS	NOO	REF	Y	5.000	5.000	160,806.55	12/1/04	11/1/04	620.74	180	76.20	IL	11/05	N	535,000.00	1	3.500	620.74	LA MONTE	11/23/04	1	PA0603E
1103307113	D-PUDS	NOO	REF	N	5.000	5.000	400,000.00	11/05	12/1/04	1,666.67	360	80.00	CA	11/05	N	525,000.00	1	0.000	1,666.67	CHICAGO	12/16/04	2	PA0605E
1103307152	SFR	REF	Y	7.800	7.800	408,500.00	11/1/04	11/1/04	2,940.67	360	95.00	CA	11/05	N	485,000.00	1	6.300	2,940.67	MIAMI	12/16/04	7	BA1403E	
1103307202	SFR	REF	Y	6.250	6.250	342,800.00	11/1/04	10/1/04	2,110.68	360	80.00	CA	12/1/04	N	428,500.00	1	5.250	2,110.68	CARSON	12/16/04	7	BA1602E	
1103307303	SFR	REF	Y	6.400	6.400	258,271.73	11/1/04	10/1/04	1,618.50	360	75.00	MD	11/05	N	345,000.00	1	5.800	1,618.50	HYATTSVILLE	12/16/04	7	BA0603E	
1103307364	SFR	REF	Y	7.400	7.400	72,000.00	11/05	10/1/04	611.06	300	67.04	FL	11/05	N	135,000.00	1	0.000	611.06	LEESBURG	12/16/04	7	BF0625	
1103307405	SFR	REF	Y	12.000	12.000	58,350.00	11/05	10/1/04	498.51	360	80.00	FL	12/06/04	N	236,500.00	1	0.000	498.51	ORLANDO	12/16/04	7	BF0630	
1103307445	SFR	REF	Y	5.500	5.500	574,000.00	12/1/04	11/1/04	600.20	180	24.98	CA	11/05	N	825,000.00	1	0.000	600.20	FRESNO	12/16/04	2	BF0630	
1103307456	4-FAMILY	OO	PURCHASE	N	4.750	4.750	550,000.00	11/05	12/1/04	2,630.83	360	70.00	CA	11/05	N	1,000,000.00	1	3.875	2,630.83	LOS ANGELES	12/16/04	2	PA1605E
1103307473	SFR	REF	Y	6.000	6.000	220,000.00	11/05	12/1/04	1,214.58	360	80.00	CA	11/05	N	300,000.00	1	3.500	1,214.58	MANTACA	12/16/04	2	PA0405E	
1103307520	SFR	REF	Y	5.125	5.125	149,992.00	11/05	12/1/04	1,183.00	360	70.00	CA	11/05	N	355,000.00	1	3.500	1,183.00	AGOURA HILLS	12/16/04	1	PA0603E	
1103307526	SFR	REF	Y	6.375	6.375	132,000.00	12/1/04	11/1/04	701.25	360	80.00	CA	11/05	N	188,000.00	1	3.250	701.25	MIRAMAR	12/15/04	1	PA0603E	
1103307526	SFR	REF	Y	5.500	5.500	344,000.00	12/1/04	11/1/04	1,576.67	360	80.00	CA	11/05	N	430,000.00	1	3.500	1,576.67	YUCCA VALLEY	12/23/04	1	PA0402I	
1103307526	SFR	REF	Y	6.750	6.750	99,920.00	11/05	12/1/04	648.08	360	80.00	CA	11/05	N	125,000.00	1	0.000	648.08	WHESTER	12/23/04	1	PF1630	
1103307526	SFR	REF	Y	7.250	7.250	112,000.00	11/05	12/1/04	764.04	360	80.00	CA	11/05	N	141,000.00	1	0.000	764.04	WINTHROSE	12/16/04	2	PA1402E	
1103307578	D-PUDS	OO	REF	Y	5.875	5.875	152,000.00	11/05	12/1/04	526.51	360	80.00	CA	11/05	N	190,000.00	1	3.875	526.51	SPRINGFIELD	12/16/04	2	PF0630
1103307613	SFR	REF	Y	5.125	5.125	112,070.00	11/05	12/1/04	610.21	360	70.00	GA	12/1/04	N	134,000.00	1	0.000	610.21	LAWRENCEVILLE	12/16/04	1	PA0405E	
1103307716	SFR	REF	Y	6.875	6.875	280,000.00	11/1/04	11/1/04	1,839.41	360	70.00	CA	11/05	N	400,000.00	1	0.000	1,839.41	SAN DIEGO	11/23/04	1	PF1630	
1103307724	PUD	OO	REF	N	5.250	5.250	329,000.00	11/05	10/1/04	840.00	360	82.95	AZ	11/05	N	305,000.00	1	3.000	840.00	GILBERT	11/23/04	1	BA1603I
1103307819	SFR	REF	Y	6.750	6.750	130,990.00	12/1/04	11/1/04	849.60	360	76.61	FL	12/1/04	N	180,000.00	1	0.000	849.60	DELTONA	11/23/04	12	EF1630	
1103307819	SFR	REF	Y	5.250	5.250	327,717.60	12/1/04	11/1/04	1,071.87	360	70.00	NV	11/05	N	370,000.00	1	3.750	1,071.87	NORTH LAS VEGAS	12/16/04	2	PA0402I	
1103307820	D-PUDS	OO	PURCHASE	N	6.750	6.750	245,000.00	11/05	12/1/04	1,163.33	360	80.00	CA	12/1/04	N	590,000.00	1	3.875	1,163.33	PLACENTIA	11/23/04	2	PA0402I
1103307865	SFR	REF	Y	5.500	5.500	472,000.00	12/1/04	11/1/04	2,163.33	360	80.00	CA	11/05	N	650,000.00	1	3.750	2,163.33	SAN DIEGO	12/16/04	2	PA0602E	
1103307956	CONDO	OO	PURCHASE	N	5.625	5.625	342,000.00	11/05	12/1/04	1,556.25	360	80.00	CA	11/05	N	420,000.00	1	5.375	1,556.25	LAKEVIEW	12/16/04	2	PA0602E
1103307971	SFR	REF	Y	5.250	5.250	335,000.00	11/05	12/1/04	1,509.37	360	80.00	CA	11/05	N	585,000.00	1	3.750	1,509.37	SAKIEGIE	12/16/04	1	PA0405E	
1103308036	D-PUDS	NOO	REF	Y	5.000	5.000	490,000.00	12/1/04	11/1/04	2,041.67	360	70.00	CA	11/05	N	700,000.00	1	3.875	2,041.67	CHULA VISTA	11/23/04	1	PA2602E
1103308046	D-PUDS	NOO	REF	Y	5.875	5.875	224,000.00	12/1/04	11/1/04	1,096.67	360	80.00	AZ	11/05	N	285,000.00	1	3.750	1,096.67	TUCSON	11/23/04	1	PA2602E
1103308092	D-PUDS	NOO	PURCHASE	N	6.250	6.250	271,250.00	12/1/04	11/1/04	1,412.76	360	70.00	FL	12/1/04	N	388,000.00	1	3.750	1,412.76	ORLANDO	11/23/04	2	PA0602E
1103308117	D-PUDS	NOO	PURCHASE	N	7.250	7.250	280,000.00	12/1/04	11/1/04	1,691.67	360	80.00	FL	12/1/04	N	390,000.00	1	3.875	1,691.67	Boca RATON	11/23/04	2	PA0602E
1103308144	D-PUDS	NOO	PURCHASE	N	5.500	5.500	101,500.00	11/05	12/1/04	465.21	360	70.00	FL	12/1/04	N	149,500.00	1	3.750	465.21	RIEVIEW	12/16/04	2	PA0602E
1103308166	H-RISE	NOO	PURCHASE	N	5.000	5.000	388,400.00	11/05	12/1/04	1,549.60	180	25.00	UT	12/1/04	N	532,000.00	2	0.000	1,549.6				

1103306957	SFR	NOO	REF	Y	5,875	5,875	323,000.00	1/1/05	12/1/24	1,492.84	250	72.91	MD	12/1/04	N	410,000.00	1	3,875	1,493.44	SILVER SPRING	PA29202FEI
1103306912	SFR	NOO	PURCHASE	N	7,375	7,375	166,822.97	12/1/04	11/1/24	1,153.08	360	89.98	CA	12/1/04	N	245,000.00	1	0.000	1,153.08	CLOVIS	EF1630
1103306926	SFR	CONDO	PURCHASE	N	5,290	5,290	327,200.00	12/1/04	11/1/24	1,442.41	360	80.00	CA	12/1/04	N	409,000.00	1	5,040	1,442.41	LENIFE	PA29205FEI
1103306903	SFR	CONDO	PURCHASE	Y	6,875	6,875	255,200.00	1/1/05	12/1/24	1,634.07	360	80.00	CA	12/1/04	N	333,000.00	1	0.000	1,634.07	MIDDLE TOWNSHIP	PP430
1103306904	SFR	CONDO	REF	N	4,375	4,375	655,500.00	1/1/05	12/1/24	1,642.32	360	72.47	NJ	12/1/04	N	345,000.00	1	0.000	1,642.32	TULLING	PA14005
1103306905	SFR	CONDO	REF	N	5,125	5,125	555,500.00	1/1/05	12/1/24	2,025.26	360	69.72	CA	12/1/04	N	915,000.00	1	3,750	2,025.26	SAN DIEGO	PA14004
1103306909	SFR	CONDO	REF	N	6,750	6,750	118,600.00	12/1/04	11/1/24	2,818.75	360	69.48	CA	1/1/05	N	950,000.00	1	3,875	2,818.75	SAN FRANCISCO	PA14021
1103309151	SFR	NOO	PURCHASE	N	5,625	5,625	105,600.00	12/1/04	11/1/24	767.84	360	69.99	CA	12/1/04	N	148,000.00	1	3,275	767.84	BAKERSFIELD	PA69202FEI
1103309201	SFR	NOO	PURCHASE	N	12,750	12,750	64,984.28	12/1/04	11/1/24	706.35	360	69.99	CA	12/1/04	N	152,000.00	1	0.000	706.35	TEMPLE HILLS	TB630
1103309208	CONDO	NOO	PURCHASE	N	12,750	12,750	290.37	12/1/04	11/1/24	543.22	180	25.00	MD	12/1/04	Y	172,000.00	2	0.000	543.22	BAKERSFIELD	PT430
1103309232	SFR	CONDO	PURCHASE	N	7,000	7,000	81,650.00	1/1/05	12/1/24	1,866.70	360	76.31	CA	1/1/05	Y	108,000.00	2	0.000	1,866.70	BAKERSFIELD	TB630
1103309244	SFR	CONDO	PURCHASE	N	10,750	10,750	19,892.47	1/1/05	12/1/24	304.95	180	15.00	CT	12/1/04	Y	985,000.00	1	0.000	304.95	HARTFORD	PA14021
1103309266	SFR	CONDO	PURCHASE	Y	5,375	5,375	692,750.00	1/1/05	12/1/24	3,058.15	360	70.00	CA	1/1/05	Y	985,000.00	1	3,875	3,058.15	CHULA VISTA	PA14021
1103309265	SFR	CONDO	PURCHASE	N	12,980	12,980	25,980.00	12/1/04	11/1/24	286.30	180	20.00	WA	1/1/05	Y	310,000.00	1	3,875	286.30	SEATTLE	TB630
1103309266	SFR	CONDO	REF	Y	5,000	5,000	135,000.00	1/1/05	12/1/24	562.50	360	43.55	FL	1/1/05	N	310,000.00	1	4,750	562.50	SCANTIA BARBARA	PA14021
1103309276	SFR	NOO	PURCHASE	N	5,000	5,000	248,000.00	12/1/04	11/1/24	1,033.33	360	80.00	CA	12/1/04	N	1,200,000.00	1	3,750	1,033.33	SAN FRANCISCO	PA14021
1103309280	SFR	NOO	PURCHASE	N	5,625	5,625	840,000.00	1/1/05	12/1/24	3,937.50	360	80.00	CA	12/1/04	N	320,000.00	1	3,875	3,937.50	ESCONDIDO	PA14051
1103309466	SFR	NOO	PURCHASE	N	5,500	5,500	227,500.00	1/1/05	12/1/24	1,042.71	360	70.00	CA	12/1/04	N	456,000.00	1	3,000	1,042.71	IRVINE	PA14051
1103309511	SFR	NOO	PURCHASE	N	5,625	5,625	364,800.00	1/1/05	12/1/24	1,710.00	360	80.00	CA	1/1/05	N	515,000.00	1	3,875	1,710.00	ROCKVILLE	PA14051
1103309513	SFR	NOO	PURCHASE	N	5,375	5,375	212,000.00	1/1/05	12/1/24	1,490.42	360	80.00	CA	1/1/05	N	367,000.00	1	3,250	1,490.42	ROCKVILLE	PA14051
1103309517	SFR	NOO	REF	Y	4,875	4,875	350,500.00	1/1/05	12/1/24	1,421.88	360	70.00	CA	12/1/04	N	515,000.00	1	3,875	1,421.88	CORONA	PA14021
1103309527	SFR	NOO	PURCHASE	N	5,250	5,250	191,500.00	1/1/05	12/1/24	837.81	360	25.54	TX	1/1/05	Y	185,000.00	2	0.000	837.81	SOLANA BEACH	PA14051
1103309541	SFR	NOO	PURCHASE	N	12,500	12,500	27,750.00	1/1/05	12/1/24	1,859.17	180	30.00	CA	12/1/04	N	485,000.00	1	5,500	1,859.17	SPRING VALLEY	TB630
1103309575	PUD	NOO	PURCHASE	N	5,000	5,000	186,800.00	1/1/05	12/1/24	1,859.17	180	30.00	CA	12/1/04	N	235,000.00	1	5,500	1,859.17	SPRING VALLEY	SA16031
1103309585	PUD	NOO	REF	Y	5,875	5,875	282,850.00	12/1/04	11/1/24	778.33	360	80.00	TX	1/1/05	N	355,000.00	1	2,250	778.33	FRISCO	SA16031
1103309586	SFR	NOO	REF	Y	5,000	5,000	288,000.00	12/1/04	11/1/24	1,200.00	360	79.13	CA	12/1/04	N	384,000.00	1	2,250	1,200.00	NOVATO	SA16031
1103309587	SFR	NOO	REF	Y	5,875	5,875	412,000.00	1/1/04	9/1/04	811.34	360	80.00	CA	12/1/04	N	515,000.00	1	2,250	811.34	DUBLIN	BA06051
1103309588	SFR	NOO	REF	Y	5,125	5,125	806,250.00	12/1/04	11/1/24	2,017.08	360	67.19	CA	12/1/04	N	1,200,000.00	1	2,250	2,017.08	TRACY	BA06051
1103309589	SFR	NOO	REF	Y	6,250	6,250	153,000.00	12/1/04	11/1/24	3,443.36	360	47.71	CA	12/1/04	N	350,000.00	1	2,250	3,443.36	SANTA ROSA	BA06051
1103309590	SFR	NOO	REF	Y	4,750	4,750	461,500.00	12/1/04	11/1/24	796.88	360	54.95	CA	12/1/04	N	840,000.00	1	2,750	796.88	SAN RAFAEL	BA06051
1103309591	SFR	NOO	REF	Y	4,750	4,750	442,500.00	12/1/04	11/1/24	1,751.56	360	75.00	CA	12/1/04	N	590,000.00	1	2,250	1,751.56	WINDSOR	BA06051
1103309592	SFR	NOO	PURCHASE	N	5,375	5,375	472,000.00	12/1/04	11/1/24	2,114.17	360	80.00	CA	12/1/04	N	710,000.00	1	2,250	2,114.17	RICHMOND	BA06051
1103309593	CONDO	NOO	REF	Y	5,500	5,500	514,800.00	12/1/04	11/1/24	2,359.50	360	80.00	CA	12/1/04	N	695,000.00	1	2,250	2,359.50	MOSS BEACH	BA06051
1103309595	SFR	NOO	REF	Y	5,500	5,500	400,000.00	12/1/04	11/1/24	1,625.00	360	57.55	CA	12/1/04	N	795,000.00	1	2,250	1,625.00	SAN ANSELMO	BA06051
1103309596	SFR	NOO	REF	Y	5,500	5,500	630,000.00	12/1/04	11/1/24	2,887.50	360	79.25	CA	12/1/04	N	905,000.00	1	2,250	2,887.50	SAN ANSELMO	BA06051
1103309599	SFR	NOO	PURCHASE	N	5,500	5,500	396,000.00	12/1/04	11/1/24	1,615.00	360	80.00	CA	12/1/04	N	495,000.00	1	2,250	1,615.00	PAULO	BA06051
1103309601	SFR	NOO	REF	Y	5,250	5,250	680,000.00	12/1/04	11/1/24	3,045.83	360	80.00	CA	12/1/04	N	860,000.00	1	2,250	3,045.83	SAN FRANCISCO	BA06051
1103309614	SFR	NOO	PURCHASE	N	4,625	4,625	430,000.00	12/1/04	11/1/24	2,374.48	360	76.78	CA	12/1/04	N	735,000.00	1	2,250	2,374.48	EL CERRITO	BA06031
1103309620	D-PUDS	NOO	PURCHASE	N	4,750	4,750	470,000.00	12/1/04	11/1/24	1,969.38	360	58.08	CA	12/1/04	N	590,000.00	1	2,250	1,969.38	THOUSAND OAKS	BA06031
1103309630	D-PUDS	NOO	PURCHASE	N	5,625	5,625	172,000.00	1/1/05	12/1/24	438.62	180	19.99	AZ	1/1/05	Y	240,000.00	2	0.000	438.62	GILBERT	BA06031
1103309635	D-PUDS	NOO	PURCHASE	N	10,875	10,875	42,250.00	1/1/05	12/1/24	806.25	360	80.00	AZ	1/1/05	N	215,000.00	1	3,500	806.25	TUCSON	BA06031
1103309714	SFR	NOO	REF	Y	11,750	11,750	22,293.25	1/1/05	12/1/24	398.37	180	25.00	WA	1/1/05	Y	136,000.00	2	0.000	398.37	STANWOOD	PA4021
1103309718	SFR	NOO	PURCHASE	N	6,000	6,000	95,200.00	1/1/05	12/1/24	225.10	180	16.40	NC	1/1/05	Y	136,000.00	2	0.000	225.10	RALEIGH	PA4021
1103309727	2-FAMILY	NOO	PURCHASE	N	5,000	5,000	252,000.00	1/1/05	12/1/24	476.00	360	70.00	NC	1/1/05	Y	336,000.00	1	3,250	476.00	CATHEDRAL CITY	TB630
1103309749	SFR	CONDO	PURCHASE	N	5,000	5,000	136,500.00	1/1/05	12/1/24	1,050.00	360	80.00	CA	1/1/05	N	136,000.00	1	0.000	1,050.00	RATHER	TB630
1103309763	SFR	CONDO	PURCHASE	N	5,000	5,000	266,000.00	1/1/05	12/1/24	568.75	360	70.00	CA	1/1/05	N	385,000.00	1	3,250	568.75	MADERA	PA16031
1103309816	SFR	NOO	PURCHASE	N	5,875	5,875	424,000.00	1/1/05	12/1/24	2,075.83	360	80.00	CA	12/1/04	N	536,500.00	1	3,875	2,075.83	CHINO HILLS	PA16031
1103309826	SFR	NOO	PURCHASE	N	7,000	7,000	196,127.00	1/1/05	12/1/24	1,144.07	360	95.00	IN	1/1/05	N	207,000.00	1	7,000	1,144.07	INDIANAPOLIS	PA16021
1103309827	SFR	NOO	PURCHASE	N	6,625	6,625	712,000.00	1/1/05	12/1/24	2,746.48	360	70.00	CA	12/1/04	Y	1,018,000.00	1	3,500	2,746.48	SAN FRANCISCO	PA16021
1103309892	SFR	NOO	PURCHASE	N	5,500	5,500	348,000.00	1/1/04	10/1/24	1,595.00	360	80.00	CA	12/1/04	N	450,000.00	1	2,750	1,595.00	BENTON HARBOR	PA16021
1103309932	SFR	NOO	PURCHASE	N	12,625	12,625	28,093.01	1/1/05	12/1/24	606.14	360										

1103319855	SFR	NOO	5,990	311,200.00	11/10/04	10/12/04	1,553.41	360	80.00	CA	12/17/04	N	389,000.00	1	3,875	1,553.41	PACOMA	PA16021
1103319856	SFR	NOO	6,875	324,800.00	11/10/04	10/12/04	1,860.83	360	80.00	CA	12/17/04	N	406,000.00	1	3,875	1,860.83	GARDENA	PA26021
1103319857	SFR	NOO	6,500	352,000.00	11/10/04	10/12/04	1,906.67	360	80.00	CA	12/17/04	N	440,000.00	1	3,875	1,906.67	SHERMAN OAKS	PA26021
1103319858	SFR	NOO	5,500	268,800.00	11/10/04	10/12/04	1,222.00	360	80.00	CA	12/17/04	N	336,000.00	1	3,875	1,222.00	CHULA VISTA	PA26021
1103319859	SFR	NOO	6,125	240,000.00	11/10/04	10/12/04	1,225.00	360	80.00	CA	12/17/04	N	300,000.00	1	3,500	1,225.00	PERRIS	PA26021
1103319860	SFR	NOO	5,250	280,000.00	11/10/04	10/12/04	1,225.00	360	80.00	CA	12/17/04	N	300,000.00	1	3,500	1,225.00	SAN PEDRO	PA26050E1
1103319861	SFR	NOO	7,250	93,000.00	12/10/04	11/12/04	561.88	360	79.97	FL	12/17/04	N	117,000.00	15	3,875	561.88	CITRUS SPRINGS	PA26050E1
1103319862	SFR	NOO	12,000	44,300.00	12/10/04	11/12/04	445.68	360	24.93	FL	12/17/04	N	180,000.00	2	0,000	445.68	LEHIGH ACRES	PA26050E1
1103319863	SFR	NOO	5,375	72,800.00	11/10/04	10/12/04	447.92	360	30.03	CA	12/17/04	N	338,000.00	2	3,875	447.92	SUN CITY AREA	PA26051
1103319864	SFR	NOO	5,375	72,800.00	11/10/04	10/12/04	452.08	360	70.00	FL	12/17/04	N	125,000.00	1	3,500	452.08	PHOENIX	PA26051
1103319865	SFR	NOO	5,000	108,500.00	11/10/04	10/12/04	634.38	360	70.00	AZ	12/17/04	N	215,000.00	1	3,250	634.38	PHOENIX	PA26051
1103319866	SFR	NOO	5,000	152,250.00	11/10/04	10/12/04	889.58	360	70.00	AZ	12/17/04	N	318,000.00	1	3,875	889.58	BELLFLOWER	PA26051
1103319867	SFR	NOO	5,000	213,500.00	11/10/04	10/12/04	608.69	360	70.00	CA	12/17/04	N	215,000.00	1	3,875	608.69	BELLEVILLE	PA26051
1103319868	SFR	NOO	5,875	90,900.00	11/10/04	10/12/04	511.01	360	39.65	WA	12/17/04	N	147,000.00	1	4,250	511.01	ORONDO	PA26051
1103319869	SFR	NOO	5,500	89,901.49	11/10/04	10/12/04	753.41	360	70.00	CA	12/17/04	N	233,000.00	1	3,250	753.41	HACIENDA HEIGHTS	PA26051
1103319870	SFR	NOO	5,625	210,000.00	11/10/04	10/12/04	918.75	360	70.00	CA	12/17/04	N	300,000.00	1	3,125	918.75	BELCAMA HEIGHTS	PA26051
1103319871	SFR	NOO	5,250	143,100.00	11/10/04	10/12/04	715.50	360	79.99	GA	12/17/04	N	180,000.00	1	3,875	715.50	SNELLVILLE	PA26051
1103319872	SFR	NOO	5,125	94,850.00	11/10/04	10/12/04	405.09	360	70.00	GA	12/17/04	N	140,000.00	1	3,250	405.09	ANOKA	PA26051
1103319873	SFR	NOO	5,125	675,000.00	11/10/04	10/12/04	2,892.81	360	57.70	CA	12/17/04	N	1,170,000.00	1	3,250	2,892.81	SAN DIEGO	PA26051
1103319874	SFR	NOO	6,875	385,000.00	11/10/04	10/12/04	2,529.18	360	74.76	NJ	12/17/04	N	515,000.00	1	3,625	2,529.18	LYNDHURST	PA26230E
1103319875	SFR	NOO	6,125	325,550.00	11/10/04	10/12/04	1,661.66	360	85.00	CA	12/17/04	N	383,000.00	1	5,875	1,661.66	MURRIETA	PA26230E
1103319876	SFR	NOO	4,500	389,000.00	11/10/04	10/12/04	1,458.75	360	67.66	CA	12/17/04	N	575,000.00	1	3,750	1,458.75	VEN TURA	PA26230E
1103319877	SFR	NOO	6,625	568,500.00	11/10/04	10/12/04	3,135.83	360	80.00	CA	12/17/04	N	715,000.00	1	3,250	3,135.83	DIRRYLWILD	PA26230E
1103319878	SFR	NOO	5,750	195,500.00	11/10/04	10/12/04	888.85	360	70.00	AZ	12/17/04	N	265,000.00	1	3,250	888.85	SURPRISE	PA26230E
1103319879	SFR	NOO	10,625	371,000.00	11/10/04	10/12/04	1,672.25	360	180.00	CA	12/17/04	Y	375,000.00	2	0,000	1,672.25	MORENO VALLEY	PA26300D1
1103319880	SFR	NOO	5,075	276,000.00	9/10/04	8/12/04	1,167.25	360	80.00	CA	12/17/04	N	345,000.00	1	3,000	1,167.25	SUISUN CITY	BA0630D1
1103319881	SFR	NOO	6,875	488,000.00	9/10/04	8/12/04	2,795.83	360	80.00	CA	12/17/04	N	610,000.00	1	5,000	2,795.83	LAKE FOREST	BA0630D1
1103319882	SFR	NOO	6,750	132,000.00	9/10/04	8/12/04	856.15	360	80.00	CT	12/17/04	N	193,000.00	1	5,000	856.15	MERIDEN	BA1602E
1103319883	SFR	NOO	5,075	86,400.00	9/10/04	8/12/04	365.40	360	80.00	CA	12/17/04	N	108,000.00	1	3,000	365.40	MEMPHIS	BA0630D1
1103319884	SFR	NOO	5,700	200,000.00	9/10/04	8/12/04	950.00	360	80.00	CA	12/17/04	N	250,000.00	1	3,000	950.00	ROSEVILLE	BA0630D1
1103319885	SFR	NOO	4,575	377,600.00	9/10/04	8/12/04	1,439.60	360	80.00	CA	12/17/04	N	472,000.00	1	3,000	1,439.60	HARTFORD	BA0630D1
1103319886	SFR	NOO	7,125	139,120.00	9/10/04	8/12/04	581.33	360	80.00	CT	12/17/04	N	160,000.00	1	5,000	581.33	FREDERICKSBURG	BA1630D1
1103319887	SFR	NOO	5,450	128,000.00	9/10/04	8/12/04	1,254.17	360	80.00	MD	12/17/04	N	160,000.00	1	2,875	1,254.17	BETHESDA	BA0630D1
1103319888	SFR	NOO	4,375	344,000.00	9/10/04	8/12/04	1,600.00	360	80.00	CA	12/17/04	N	506,000.00	1	3,000	1,600.00	ANACHEM	BA1630D1
1103319889	SFR	NOO	4,800	400,000.00	9/10/04	8/12/04	1,264.40	360	80.00	CA	12/17/04	N	348,000.00	1	3,000	1,264.40	PICO RIVERA	BA1630D1
1103319890	SFR	NOO	5,450	278,400.00	9/10/04	8/12/04	1,005.86	360	80.00	TX	12/17/04	N	280,000.00	1	3,000	1,005.86	SUGAR LAND	BA0630D1
1103319891	SFR	NOO	5,700	211,760.00	9/10/04	8/12/04	1,251.83	360	80.00	CA	12/17/04	N	370,000.00	1	3,000	1,251.83	EL MONTE	BA04021
1103319892	SFR	NOO	5,075	296,000.00	9/10/04	8/12/04	1,313.96	360	85.00	CA	12/17/04	N	265,000.00	1	5,000	1,313.96	VISALIA	BA04021
1103319893	SFR	NOO	7,000	225,250.00	11/10/04	10/12/04	1,313.96	360	85.00	CA	12/17/04	N	135,000.00	1	2,875	1,313.96	BOCA RATON	BA1630E
1103319894	SFR	NOO	6,750	128,250.00	11/10/04	10/12/04	842.51	360	95.00	FL	12/17/04	N	135,000.00	1	2,875	842.51	CARPENTERSVILLE	BA1630E
1103319895	SFR	NOO	4,875	380,000.00	11/10/04	10/12/04	1,462.50	360	85.00	IL	12/17/04	N	450,000.00	1	5,000	1,462.50	WILMINGTON	BA16405E
1103319896	SFR	NOO	5,125	466,895.00	12/10/04	11/12/04	1,994.03	360	80.00	CA	12/17/04	N	585,000.00	1	5,000	1,994.03	VIENNA	BA0630E
1103319897	SFR	NOO	4,700	436,000.00	12/10/04	11/12/04	1,707.67	360	80.00	CA	12/17/04	N	555,000.00	1	5,000	1,707.67	SAJOME	BA0630E
1103319898	SFR	NOO	6,250	167,992.00	11/10/04	10/12/04	874.86	360	80.00	IN	12/17/04	N	390,000.00	1	5,000	874.86	EVANSVILLE	BA0630E
1103319899	SFR	NOO	7,000	79,200.00	11/10/04	10/12/04	462.00	360	80.00	IN	12/17/04	N	99,000.00	1	2,875	462.00	EVANSVILLE	BA0630E
1103319900	SFR	NOO	8,500	316,000.00	12/10/04	11/12/04	1,191.56	360	79.71	CA	12/17/04	N	350,000.00	1	5,000	1,191.56	UNION CITY	BA16021
1103319901	SFR	NOO	5,200	168,000.00	12/10/04	11/12/04	2,238.33	360	80.00	CA	12/17/04	N	395,000.00	1	5,000	2,238.33	SAN BERNARDINO	BA16021
1103319902	SFR	NOO	7,500	56,000.00	12/10/04	11/12/04	728.00	360	80.00	TX	12/17/04	N	210,000.00	1	3,000	728.00	AUSTEIN GARDENS	BA16021
1103319903	SFR	NOO	5,375	264,000.00	12/10/04	11/12/04	391.56	360	80.00	TX	12/17/04	N	70,000.00	1	5,000	391.56	SAN LORENZO	BA0630E
1103319904	SFR	NOO	5,075	190,400.00	12/10/04	11/12/04	805.23	360	80.00	FL	12/17/04	N	238,000.00	1	3,000	805.23	TAMAHAC	BA0630D1
1103319905	SFR	NOO	6,000	215,200.00	12/10/04	11/12/04	1,076.00	360	80.00	CA	12/17/04	N	269,000.00	1	5,000	1,076.00	MODESTO	BA0630D1
1103319906	SFR	NOO	6,500	398,800.00	12/10/04	11/12/04	1,716.88	360	80.00	CA	12/17/04	N	155,000.00	1	5,000	1,716.88	JACKSONVILLE	BA0630D1
1103319907	SFR	NOO	4,950	398,800.00	12/10/04	11/12/04	1,645.05	360	80.00	WA	12/17/04	N	185,000.00	1	3,000	1,645.05	SPokane Valley	BA0695E
1103319908	SFR	NOO	5,075	111,000.00	12/10/04	11/12/04	556.56	360	80.00	TX	12/17/04	N	182,000.00	1	3,000	556.56	HOUSTON	BA0630D1
1103319909	SFR	NOO	4,325	398,200.00	12/10/04	11/12/04	1,438.78	360	80.00	CA	12/17/04	N	430,000.00	1	5,000	1,438.78	LAWRENCEVILLE	BA0630D1
1103319910	SFR	NOO	4,700	336,000.00	12/10/04	11/12/04	1,316.00	360</										

Qry_FileLayout_Generic_xls_

110313682	CONDO	00	PURCHASE	N	6,000	6,000	212,500.00	212,400.00	11/24	11/24	12/10/04	FL	12/10/04	N	720,000.00	1	3,500	1,062.00	TAMPA	BA16051
110313683	SFR	00	PURCHASE	N	6,875	6,875	90,500.00	90,500.00	12/10/04	12/10/04	12/10/04	FL	12/10/04	N	92,000.00	1	3,500	518.49	PLANT CITY	BA16051
110313684	CONDO	00	PURCHASE	N	5,750	5,750	46,400.00	46,400.00	11/24	11/24	12/10/04	FL	12/10/04	N	124,000.00	1	3,500	543.25	MAPLES	BA16051
110313685	SFR	00	PURCHASE	N	5,750	5,750	385,000.00	385,000.00	12/10/04	12/10/04	12/10/04	FL	12/10/04	N	385,000.00	1	3,500	536.67	ORLANDO	BA06051
110313686	SFR	00	PURCHASE	N	5,500	5,500	265,000.00	265,000.00	11/24	11/24	12/10/04	FL	12/10/04	N	165,000.00	1	3,500	1,977.08	MIAMI	BA06051
110313687	PUD	00	PURCHASE	N	5,500	5,500	109,720.00	109,720.00	11/24	11/24	12/10/04	FL	12/10/04	N	138,000.00	1	3,500	498.30	PENSACOLA	BA16051
110313688	PUD	00	PURCHASE	N	5,000	5,000	263,652.00	263,652.00	11/24	11/24	12/10/04	FL	12/10/04	N	320,000.00	1	3,500	1,099.43	RIVERVIEW	BA06051
110313689	SFR	00	PURCHASE	N	5,750	5,750	184,300.00	184,300.00	11/24	11/24	12/10/04	FL	12/10/04	N	184,000.00	1	3,500	883.10	GARLAND	BA06051
110313690	SFR	00	PURCHASE	N	6,000	6,000	118,750.00	118,750.00	11/24	11/24	12/10/04	TX	12/10/04	N	125,000.00	1	3,500	1,282.50	WHITNEY	BA06051
110313691	SFR	00	PURCHASE	N	5,875	5,875	258,500.00	258,500.00	12/10/04	12/10/04	12/10/04	TX	12/10/04	N	270,000.00	1	3,500	736.77	WORTH	BA06051
110313692	SFR	00	PURCHASE	N	5,875	5,875	150,490.00	150,490.00	11/24	11/24	12/10/04	TX	12/10/04	N	157,000.00	1	3,500	696.12	GARLAND	BA06051
110313693	CONDO	00	PURCHASE	N	6,125	6,125	118,750.00	118,750.00	11/24	11/24	12/10/04	TX	12/10/04	N	125,000.00	1	3,500	742.08	BRIGHTON	BA06051
110313694	CONDO	00	PURCHASE	N	5,750	5,750	136,900.00	136,900.00	11/24	11/24	12/10/04	CO	12/10/04	N	157,000.00	1	3,500	655.98	EDINA	BA06051
110313695	PUD	00	PURCHASE	N	6,125	6,125	120,800.00	120,800.00	11/24	11/24	12/10/04	MO	12/10/04	N	136,000.00	1	3,500	616.58	AURORA	BA06051
110313696	CONDO	00	PURCHASE	N	5,500	5,500	649,900.00	649,900.00	11/24	11/24	12/10/04	CA	12/10/04	N	850,000.00	1	3,500	2,978.71	SAN DIEGO	BA06051
110313697	SFR	00	PURCHASE	N	5,500	5,500	142,025.00	142,025.00	11/24	11/24	12/10/04	CA	12/10/04	N	160,000.00	1	3,500	650.95	HENDERSONVILLE	BA06051
110313698	PUD	00	PURCHASE	N	6,000	6,000	250,000.00	250,000.00	11/24	11/24	12/10/04	CA	12/10/04	N	216,000.00	1	3,500	1,250.01	LA QUINTA	BA06051
110313699	SFR	00	PURCHASE	N	5,875	5,875	172,800.00	172,800.00	11/24	11/24	12/10/04	OH	12/10/04	N	180,000.00	1	3,500	846.00	HAMILTON	BA06051
110313700	PUD	00	PURCHASE	N	7,125	7,125	121,550.00	121,550.00	11/24	11/24	12/10/04	CA	12/10/04	N	145,000.00	1	3,500	721.70	EL RIVER	BA06051
110313701	SFR	00	PURCHASE	N	6,375	6,375	158,555.00	158,555.00	11/24	11/24	12/10/04	CA	12/10/04	N	169,000.00	1	3,500	924.90	CAPE CORAL	BA06051
110313702	SFR	00	REF	Y	6,875	6,875	86,400.00	86,400.00	11/24	11/24	12/10/04	FL	12/10/04	N	265,000.00	1	3,500	1,055.86	FRANKLIN	BA06051
110313703	SFR	00	PURCHASE	N	5,125	5,125	103,920.00	103,920.00	11/24	11/24	12/10/04	CA	12/10/04	N	129,900.00	1	3,500	443.83	FORT COLLINS	BA06051
110313704	SFR	00	PURCHASE	N	5,625	5,625	227,000.00	227,000.00	11/24	11/24	12/10/04	CA	12/10/04	N	246,000.00	1	3,500	1,064.06	MEMPHIS	BA06051
110313705	SFR	00	PURCHASE	N	5,875	5,875	181,520.00	181,520.00	11/24	11/24	12/10/04	NE	12/10/04	N	226,900.00	1	3,500	888.69	UNIONTOWN	BA06051
110313706	SFR	00	PURCHASE	N	6,625	6,625	125,000.00	125,000.00	11/24	11/24	12/10/04	OH	12/10/04	N	135,000.00	1	3,500	680.10	LINCOLN	BA06051
110313707	PUD	00	PURCHASE	N	5,875	5,875	226,100.00	226,100.00	11/24	11/24	12/10/04	NE	12/10/04	N	228,000.00	1	3,500	1,106.95	SARASOTA	BA06051
110313708	PUD	00	PURCHASE	N	6,125	6,125	145,000.00	145,000.00	11/24	11/24	12/10/04	AZ	12/10/04	N	144,000.00	1	3,500	667.42	PHOENIX	BA06051
110313709	CONDO	00	REF	Y	6,250	6,250	285,000.00	285,000.00	11/24	11/24	12/10/04	CA	12/10/04	N	300,000.00	1	3,500	1,494.38	BAKERSFIELD	BA06051
110313710	CONDO	00	PURCHASE	N	6,625	6,625	202,410.00	202,410.00	11/24	11/24	12/10/04	CA	12/10/04	N	202,000.00	1	3,500	946.88	HOOD PALM BEACH	BA06051
110313711	SFR	00	REF	Y	6,375	6,375	250,000.00	250,000.00	11/24	11/24	12/10/04	IL	12/10/04	N	224,900.00	1	3,500	1,117.47	ROYAL PALM BEACH	BA06051
110313712	SFR	00	REF	Y	6,375	6,375	121,500.00	121,500.00	11/24	11/24	12/10/04	MA	12/10/04	N	135,000.00	1	3,500	645.47	MERRITT ISLAND	BA06051
110313713	SFR	00	PURCHASE	N	7,000	7,000	114,500.00	114,500.00	11/24	11/24	12/10/04	FL	12/10/04	N	125,000.00	1	3,500	667.92	ORANGE CITY	BA06051
110313714	SFR	00	PURCHASE	N	6,500	6,500	219,000.00	219,000.00	11/24	11/24	12/10/04	FL	12/10/04	N	236,000.00	1	3,500	1,186.25	MIAMI	BA06051
110313715	CONDO	00	PURCHASE	N	6,500	6,500	204,000.00	204,000.00	11/24	11/24	12/10/04	FL	12/10/04	N	280,000.00	1	3,500	1,147.50	MIAMI BEACH	BA06051
110313716	CONDO	00	REF	Y	6,500	6,500	333,790.00	333,790.00	11/24	11/24	12/10/04	IL	12/10/04	N	585,000.00	1	3,500	2,708.33	CHICAGO	BA06051
110313717	PUD	00	PURCHASE	N	6,125	6,125	442,441.00	442,441.00	11/24	11/24	12/10/04	IL	12/10/04	N	475,000.00	1	3,500	1,564.22	STREAMWOOD	BA06051
110313718	SFR	00	REF	Y	6,750	6,750	198,000.00	198,000.00	11/24	11/24	12/10/04	IL	12/10/04	N	248,000.00	1	3,500	1,113.75	INDIANANTON	BA06051
110313719	SFR	00	PURCHASE	N	6,750	6,750	34,950.00	34,950.00	11/24	11/24	12/10/04	FL	12/10/04	N	146,000.00	1	3,500	759.09	WESLEY CHAPEL	BA06051
110313720	CONDO	00	PURCHASE	N	6,375	6,375	249,300.00	249,300.00	11/24	11/24	12/10/04	FL	12/10/04	N	277,000.00	1	3,500	1,324.41	ROYAL PALM BEACH	BA06051
110313721	SFR	00	PURCHASE	N	5,875	5,875	251,500.00	251,500.00	11/24	11/24	12/10/04	FL	12/10/04	N	350,000.00	1	3,500	1,231.30	WINTER PARK	BA06051
110313722	PUD	00	REF	Y	6,125	6,125	488,844.00	488,844.00	11/24	11/24	12/10/04	FL	12/10/04	N	543,200.00	1	3,500	2,495.14	WELLINGTON	BA06051
110313723	SFR	00	REF	Y	6,625	6,625	104,000.00	104,000.00	11/24	11/24	12/10/04	FL	12/10/04	N	163,500.00	1	3,500	574.17	CLERMONT	BA06051
110313724	SFR	00	PURCHASE	N	6,625	6,625	166,250.00	166,250.00	11/24	11/24	12/10/04	FL	12/10/04	N	177,500.00	1	3,500	917.84	ORLANDO	BA06051
110313725	SFR	00	PURCHASE	N	5,750	5,750	313,800.00	313,800.00	11/24	11/24	12/10/04	FL	12/10/04	N	405,000.00	1	3,500	1,503.63	ORLANDO	BA06051
110313726	SFR	00	PURCHASE	N	6,000	6,000	259,600.00	259,600.00	11/24	11/24	12/10/04	FL	12/10/04	N	268,000.00	1	3,500	798.00	ELKHORN	BA06051
110313727	SFR	00	REF	Y	6,750	6,750	199,100.00	199,100.00	11/24	11/24	12/10/04	WI	12/10/04	N	183,000.00	1	3,500	821.88	REHOBOTH BEACH	BA06051
110313728	SFR	00	PURCHASE	N	6,250	6,250	157,800.00	157,800.00	11/24	11/24	12/10/04	PA	12/10/04	N	189,900.00	1	3,500	1,107.75	COPLAY	BA06051
110313729	SFR	00	REF	Y	5,625	5,625	186,300.00	186,300.00	11/24	11/24	12/10/04	OH	12/10/04	N	250,000.00	1	3,500	693.00	DESOTO	BA06051
110313730	SFR	00	REF	Y	5,625	5,625	138,600.00	138,600.00	11/24	11/24	12/10/04	OH	12/10/04	N	172,000.00	1	3,500	801.67	AMUNDABO	BA06051
110313731	CONDO	00	PURCHASE	N	6,500	6,500	148,000.00	148,000.00	11/24	11/24	12/10/04	OH	12/10/04	N	195,000.00	1	3,500	428.42	COLUMBUS	BA06051
110313732	SFR	00	REF	Y	6,625	6,625	77,600.00	77,600.00	11/24	11/24	12/10/04	MO	12/10/04	N	215,000.00	1	3,500	994.97	SCOTTSTOWN	BA06051
110313733	PUD	00	REF	Y	6,125	6,125	122,400.00	122,400.00	11/24	11/24	12/10/04	AZ	12/10/04	N	153,000.00	1	3,500	573.75	SCOTTSDALE	BA06051
1103137																				

1103315066	SFR	CO	REF	Y	5,500	172,000.00	172,000.00	172,000.00	11/1/04	10/1/24	788.33	369	71.67	CA	12/1/04	17/1/04	N	240,000.00	1	5,000	788.33	PALMDALE
1103315067	SFR	OO	REF	Y	5,250	185,000.00	185,000.00	185,000.00	11/1/04	10/1/24	809.38	360	71.08	WA	12/1/04	12/1/04	N	420,000.00	1	5,000	809.38	BREMERTON
1103315068	SFR	OO	REF	Y	6,250	300,000.00	300,000.00	300,000.00	11/1/04	10/1/24	1,562.50	360	71.08	CA	12/1/04	12/1/04	N	420,000.00	1	5,000	1,562.50	BURBANK
1103315069	D-PUDS	NOO	PURCHASE	N	6,375	190,400.00	190,406.36	190,406.36	11/1/04	10/1/24	1,187.85	360	80.00	CA	12/1/04	12/1/04	N	261,000.00	1	5,000	1,187.85	LOS ANGELES
1103315070	SFR	NOO	PURCHASE	N	10,625	36,919.00	36,919.00	36,919.00	11/1/04	10/1/24	341.17	180	25.00	AZ	12/1/04	11/1/05	N	141,000.00	2	0,000	341.17	QUEEN CREEK
1103315071	SFR	NOO	PURCHASE	N	5,750	90,300.00	90,300.00	90,300.00	11/1/04	10/1/24	432.63	360	70.00	TX	11/1/05	11/1/05	N	131,000.00	2	0,000	432.63	RICHARDSON
1103315072	SFR	NOO	PURCHASE	N	13,375	32,250.00	32,243.22	32,243.22	11/1/04	10/1/24	366.23	180	25.00	TX	11/1/05	11/1/05	N	131,000.00	2	0,000	366.23	RICHARDSON
1103315073	SFR	NOO	PURCHASE	N	7,625	132,000.00	131,806.31	131,806.31	11/1/04	10/1/24	934.29	360	80.00	CA	12/1/04	12/1/04	N	165,000.00	1	0,000	934.29	LANCASTER
1103315074	SFR	CO	REF	Y	5,000	325,000.00	325,000.00	325,000.00	11/1/04	10/1/24	1,354.17	360	49.62	CA	12/1/04	12/1/04	N	655,000.00	1	3,875	1,354.17	MISSION VIEJO
1103315075	SFR	NOO	PURCHASE	N	12,000	44,000.00	44,387.41	44,387.41	12/1/04	11/1/19	452.59	180	20.00	NV	12/1/04	12/1/04	Y	283,000.00	2	0,000	452.59	LAS VEGAS
1103315076	SFR	NOO	PURCHASE	N	10,500	26,300.00	26,300.00	26,300.00	12/1/04	11/1/19	291.10	180	10.00	NV	12/1/04	12/1/04	Y	283,000.00	2	0,000	291.10	LAS VEGAS
1103315077	SFR	NOO	PURCHASE	N	12,500	54,000.00	53,978.54	53,978.54	11/1/04	10/1/19	483.96	180	15.35	CA	12/1/04	12/1/04	Y	179,000.00	2	0,000	483.96	LOS ANGELES
1103315078	CONDO	NOO	PURCHASE	N	10,500	21,000.00	20,988.20	20,988.20	11/1/04	10/1/19	224.12	180	15.00	FL	12/1/04	12/1/04	Y	240,000.00	2	0,000	224.12	MIAMI
1103315110	SFR	NOO	PURCHASE	N	13,000	80,850.00	80,812.82	80,812.82	11/1/04	10/1/19	894.36	180	15.00	CA	12/1/04	12/1/04	Y	550,000.00	2	0,000	894.36	SAN MARCOS
1103315111	SFR	NOO	PURCHASE	N	13,000	19,495.54	19,495.54	19,495.54	11/1/04	10/1/19	215.71	180	15.00	WA	12/1/04	12/1/04	Y	130,000.00	2	0,000	215.71	DEER PARK
1103315117	PUD	NOO	PURCHASE	N	5,375	23,480.00	23,484.63	23,484.63	11/1/04	10/1/19	259.85	180	10.00	FL	12/1/04	12/1/04	Y	237,000.00	2	0,000	259.85	BROOKSVILLE
1103315187	SFR	CO	REF	Y	5,000	154,000.00	154,000.00	154,000.00	11/1/05	12/1/24	689.79	360	70.00	CA	12/1/04	12/1/04	N	220,000.00	1	4,750	689.79	PALMDALE
1103315188	SFR	CO	REF	Y	5,000	495,000.00	495,000.00	495,000.00	11/1/05	12/1/24	2,062.50	360	66.45	CA	12/1/04	12/1/04	N	745,000.00	1	0,000	2,062.50	WEST HILLS
1103315224	D-PUDS	CO	REF	Y	6,625	144,000.00	144,000.00	144,000.00	11/1/05	12/1/24	922.05	360	57.60	CA	12/1/04	12/1/04	N	250,000.00	1	0,000	922.05	RIVERSIDE
1103315248	D-PUDS	CO	REF	Y	6,500	228,000.00	228,000.00	228,000.00	11/1/05	12/1/24	1,235.00	360	80.00	AZ	12/1/04	12/1/04	N	345,000.00	1	0,000	1,235.00	CHANDLER
1103315248	D-PUDS	CO	REF	Y	6,500	241,500.00	241,500.00	241,500.00	11/1/05	12/1/24	1,031.41	360	70.00	CA	12/1/04	12/1/04	N	385,000.00	1	0,000	1,031.41	FAIRFIELD
1103315345	SFR	NOO	PURCHASE	N	5,125	126,000.00	126,000.00	126,000.00	11/1/05	12/1/24	695.63	360	70.00	CA	12/1/04	12/1/04	N	180,000.00	1	0,000	695.63	SAINT PETERSBURG
1103315345	SFR	NOO	PURCHASE	N	6,625	126,000.00	126,000.00	126,000.00	11/1/05	12/1/24	695.63	360	70.00	CA	12/1/04	12/1/04	N	180,000.00	1	0,000	695.63	SAINT PETERSBURG
1103315345	SFR	NOO	PURCHASE	N	7,750	84,600.00	84,600.00	84,600.00	11/1/05	12/1/24	546.38	360	90.00	FL	12/1/04	11/1/05	N	84,000.00	1	0,000	546.38	HOLLYWOOD
1103315391	SFR	NOO	REF	Y	7,500	162,800.00	162,800.00	162,800.00	11/1/05	12/1/24	1,174.61	360	100.00	SC	11/1/05	11/1/05	N	252,000.00	1	0,000	1,174.61	ORLANDO
1103315433	SFR	NOO	REF	Y	7,500	226,800.00	226,800.00	226,800.00	11/1/05	12/1/24	1,417.50	360	90.00	FL	12/1/04	12/1/04	N	162,000.00	1	0,000	1,417.50	ORLANDO
1103315433	SFR	NOO	REF	Y	5,000	143,500.00	143,500.00	143,500.00	11/1/05	12/1/24	597.92	360	70.00	TN	2/1/05	2/1/05	N	220,000.00	1	3,250	597.92	KNOWVILLE
1103315433	SFR	NOO	REF	Y	5,000	262,500.00	262,500.00	262,500.00	11/1/05	12/1/24	1,367.19	360	70.00	TN	2/1/05	2/1/05	N	380,000.00	1	3,250	1,367.19	KNOWVILLE
1103315540	D-PUDS	CO	REF	Y	5,625	173,600.00	173,600.00	173,600.00	11/1/05	12/1/24	813.75	360	80.00	AZ	12/1/04	12/1/04	N	490,000.00	1	2,250	813.75	LIVERMORE
1103315538	SFR	CO	REF	Y	4,625	380,000.00	380,000.00	380,000.00	11/1/05	12/1/24	1,464.58	360	77.55	CA	12/1/04	12/1/04	N	217,000.00	1	0,000	1,464.58	LIVERMORE
1103315539	SFR	CO	REF	Y	6,500	285,600.00	285,600.00	285,600.00	11/1/05	12/1/24	1,547.00	360	70.00	CA	12/1/04	12/1/04	N	408,000.00	1	0,000	1,547.00	EL CAJON
1103315567	SFR	NOO	REF	Y	5,125	333,000.00	333,000.00	333,000.00	11/1/05	12/1/24	1,422.19	360	64.67	CA	11/1/05	11/1/05	N	515,000.00	1	3,875	1,422.19	LAKEVIEW
1103315568	SFR	NOO	REF	Y	5,250	455,000.00	455,000.00	455,000.00	11/1/05	12/1/24	1,990.62	360	50.58	CA	12/1/04	12/1/04	Y	900,000.00	1	2,500	1,990.62	REDONDO BEACH
1103315587	SFR	NOO	REF	Y	10,375	52,500.00	52,478.57	52,478.57	11/1/05	12/1/24	475.34	180	25.00	CA	11/1/05	11/1/05	N	210,000.00	2	0,000	475.34	RECTORVILLE
1103315613	SFR	NOO	REF	Y	5,125	209,930.00	209,930.00	209,930.00	11/1/05	12/1/24	896.58	360	70.00	CA	12/1/04	12/1/04	N	370,000.00	1	3,250	896.58	GRAND FOREST
1103315613	SFR	NOO	REF	Y	4,990	402,500.00	402,500.00	402,500.00	11/1/05	12/1/24	1,673.73	360	70.00	CA	11/1/05	11/1/05	N	500,000.00	1	3,750	1,673.73	LAKEWOOD
1103315643	SFR	NOO	PURCHASE	N	5,500	176,400.00	176,400.00	176,400.00	11/1/04	11/1/24	808.50	360	80.00	CA	12/1/04	12/1/04	N	252,000.00	1	5,000	808.50	SAN FRANCISCO
1103315644	SFR	NOO	PURCHASE	N	5,375	424,000.00	424,000.00	424,000.00	11/1/04	11/1/24	1,899.17	360	80.00	CA	12/1/04	12/1/04	N	530,000.00	1	2,250	1,899.17	NOVATO
1103315645	SFR	NOO	PURCHASE	N	5,500	510,000.00	510,000.00	510,000.00	11/1/04	11/1/24	2,337.50	360	80.00	CA	12/1/04	12/1/04	N	680,000.00	1	2,250	2,337.50	NOVATO
1103315645	SFR	NOO	PURCHASE	N	6,000	306,400.00	306,400.00	306,400.00	11/1/04	11/1/24	1,532.00	360	75.00	CA	12/1/04	12/1/04	N	383,000.00	1	2,250	1,532.00	SANTA ROSA
1103315649	SFR	NOO	PURCHASE	N	5,500	1,275,000.00	1,275,000.00	1,275,000.00	11/1/04	11/1/24	5,843.75	360	73.69	CA	12/1/04	12/1/04	N	1,790,000.00	1	2,250	5,843.75	CORTE MADERA
1103315651	SFR	NOO	PURCHASE	N	5,000	393,600.00	393,600.00	393,600.00	11/1/04	11/1/24	1,476.00	360	80.00	CA	12/1/04	12/1/04	N	500,000.00	1	2,250	1,476.00	SAJOSE
1103315651	SFR	NOO	PURCHASE	N	6,750	665,000.00	665,000.00	665,000.00	11/1/04	11/1/24	2,446.88	360	73.86	CA	12/1/04	12/1/04	N	855,000.00	1	2,250	2,446.88	PLEASANTON
1103315654	SFR	NOO	PURCHASE	N	4,875	406,000.00	406,000.00	406,000.00	11/1/05	12/1/24	1,649.38	360	70.00	CA	12/1/04	12/1/04	N	685,000.00	1	2,250	1,649.38	LARKSPUR
1103315655	SFR	NOO	PURCHASE	N	4,500	633,000.00	632,166.43	632,166.43	11/1/05	12/1/24	3,207.32	360	69.19	IL	11/1/05	11/1/05	N	915,000.00	1	3,250	3,207.32	DOWNS GROVE
1103315660	D-PUDS	NOO	PURCHASE	N	4,500	427,000.00	427,000.00	427,000.00	11/1/05	12/1/24	1,601.25	360	70.00	CA	12/1/04	12/1/04	N	150,000.00	1	2,500	1,601.25	OKLAHY
1103315677	SFR	NOO	PURCHASE	N	6,875	95,900.00	95,900.00	95,900.00	11/1/0													

1103316290	SFR	2-FAMILY	NOO	NOO	REFI	Y	6.375	6.375	230,500.00	230,500.00	1/1/05	12/1/24	12/1/24	CA	12/1/04	N	332,000.00	1	0.000	1,438.02	360	69.43	12/1/04	1,438.02	BELL	90201	12/3/04	2	PF0430
1103316298	SFR	NOO	NOO	NOO	REFI	N	5.875	5.875	72,100.00	72,100.00	1/1/05	12/1/24	12/1/24	CA	1/1/05	N	103,000.00	1	3.750	352.99	360	70.00	1/1/05	352.99	MESA	85203	12/1/04	2	PA4021
1103316418	SFR	NOO	NOO	NOO	REFI	N	5.250	5.250	525,000.00	525,000.00	1/1/05	12/1/24	12/1/24	AZ	12/1/04	N	750,000.00	1	3.875	2,296.88	360	70.00	12/1/04	2,296.88	CHULA VISTA	91913	12/3/04	2	PA24021
1103316459	SFR	NOO	NOO	NOO	REFI	N	8.500	8.500	400,000.00	400,000.00	1/1/05	12/1/24	12/1/24	CA	1/1/05	N	535,000.00	1	5.375	1,916.67	360	74.77	12/1/04	1,916.67	TORRANCE	90504	12/2/04	12	EA2405E1
1103316463	SFR	NOO	NOO	NOO	REFI	N	8.625	8.625	243,452.43	243,452.43	1/1/05	12/1/24	12/1/24	NV	12/1/04	N	270,000.00	1	5.375	1,873.07	360	94.99	12/1/04	1,873.07	LAS VEGAS	89120	12/2/04	12	EA2602E
1103316463	PUD	NOO	NOO	NOO	REFI	N	8.625	8.625	74,700.00	74,700.00	1/1/05	12/1/24	12/1/24	CA	1/1/05	N	83,000.00	1	0.000	581.01	360	90.00	12/1/04	581.01	INDIANAPOLIS	46201	12/2/04	12	PF1430
1103316493	SFR	NOO	NOO	NOO	REFI	N	9.875	9.875	185,250.00	185,250.00	1/1/05	12/1/24	12/1/24	MD	12/1/04	N	195,000.00	1	0.000	1,608.62	360	95.00	12/1/04	1,608.62	OWINGS MILLS	21117	12/9/04	12	EF2630
1103316513	SFR	NOO	NOO	NOO	REFI	N	11.125	11.125	20,000.00	20,000.00	1/1/05	12/1/24	12/1/24	IN	12/1/04	N	126,000.00	2	0.000	192.36	180	16.00	12/1/04	192.36	BIG BEAR CITY	92386	12/2/04	12	TB0630
1103316539	SFR	NOO	NOO	NOO	REFI	N	7.750	7.750	148,500.00	148,500.00	1/1/05	12/1/24	12/1/24	FL	12/1/04	N	166,000.00	2	0.000	1,063.88	360	90.00	12/1/04	1,063.88	TAMARAC	33321	12/9/04	12	EA1603E
1103316544	SFR	NOO	NOO	NOO	REFI	N	10.000	10.000	46,678.34	46,678.34	1/1/05	12/1/24	12/1/24	TX	12/1/04	N	312,000.00	2	0.000	409.83	180	14.99	12/1/04	409.83	PORT READING WOODBRIDGE T	07066	11/26/04	8	UB3630E
1103316544	SFR	NOO	NOO	NOO	REFI	N	6.875	6.875	295,751.32	295,751.32	1/1/05	12/1/24	12/1/24	NJ	12/1/04	N	370,000.00	2	0.000	1,944.51	360	80.00	12/1/04	1,944.51	TEANECK	07666	11/26/04	8	UB3630E
1103316563	SFR	NOO	NOO	NOO	REFI	N	6.875	6.875	123,256.36	123,256.36	1/1/05	12/1/24	12/1/24	UT	1/1/05	N	155,000.00	1	0.000	810.39	360	80.00	1/1/05	810.39	SALT LAKE CITY	84118	12/1/04	15	EF2630
1103316576	SFR	NOO	NOO	NOO	REFI	N	8.750	8.750	72,900.00	72,900.00	1/1/05	12/1/24	12/1/24	IL	1/1/05	N	81,000.00	1	0.000	531.56	360	90.00	1/1/05	531.56	LAMPA	31614	12/2/04	7	SF2630
1103316594	SFR	NOO	NOO	NOO	REFI	N	6.125	6.125	264,720.00	264,720.00	1/1/05	12/1/24	12/1/24	MA	1/1/05	N	324,000.00	1	3.625	1,351.18	360	80.00	12/1/04	1,351.18	SAUGUS	01966	12/2/04	7	PA1430E1
1103316634	SFR	NOO	NOO	NOO	REFI	N	5.875	5.875	399,552.18	399,552.18	1/1/05	12/1/24	12/1/24	DE	12/1/04	N	537,000.00	1	3.250	2,366.15	360	76.21	12/1/04	2,366.15	BEAR	19701	11/24/04	7	EA1602E
1103316662	SFR	NOO	NOO	NOO	REFI	N	6.375	6.375	503,200.00	503,200.00	1/1/05	12/1/24	12/1/24	CA	1/1/05	N	630,000.00	1	3.875	2,673.25	360	80.00	12/1/04	2,673.25	RANCHO CUCAMONGA	91739	12/1/04	2	PA4021
1103316688	SFR	NOO	NOO	NOO	REFI	N	6.950	6.950	279,000.00	279,000.00	1/1/05	12/1/24	12/1/24	CA	1/1/05	N	349,000.00	1	3.750	1,615.88	360	80.00	12/1/04	1,615.88	LAKE ELSINORE	92530	12/1/04	2	PA4021
1103316722	SFR	NOO	NOO	NOO	REFI	N	5.125	5.125	388,500.00	388,500.00	1/1/05	12/1/24	12/1/24	CA	1/1/05	N	555,000.00	2	3.250	1,659.22	360	70.00	12/1/04	1,659.22	COSTA MESA	92627	11/29/04	2	PA0603E1
1103316722	SFR	NOO	NOO	NOO	REFI	N	6.625	6.625	259,770.61	259,770.61	1/1/05	12/1/24	12/1/24	CA	1/1/05	N	375,000.00	1	0.000	1,664.81	360	69.34	12/1/04	1,664.81	NORWALK	90650	12/1/04	2	PF1430
1103316731	SFR	NOO	NOO	NOO	REFI	N	7.500	7.500	79,100.00	79,100.00	1/1/05	12/1/24	12/1/24	TX	1/1/05	N	85,000.00	1	0.000	553.08	360	70.00	12/1/04	553.08	CEDAR PARK	78613	12/8/04	12	SF2630
1103316737	SFR	NOO	NOO	NOO	REFI	N	5.125	5.125	289,000.00	289,000.00	1/1/05	12/1/24	12/1/24	TX	1/1/05	N	315,000.00	1	0.000	1,234.27	360	78.18	12/1/04	1,234.27	AREA OF AZUSA	91702	12/2/04	1	PA1405E1
1103316750	SFR	NOO	NOO	NOO	REFI	N	6.375	6.375	444,500.00	444,500.00	1/1/05	12/1/24	12/1/24	CA	1/1/05	N	635,000.00	1	0.000	2,361.41	360	70.00	12/1/04	2,361.41	TORRANCE	90503	12/2/04	2	PF0630
1103316783	SFR	NOO	NOO	NOO	REFI	N	6.500	6.500	100,000.00	100,000.00	1/1/05	12/1/24	12/1/24	TN	12/1/04	N	112,000.00	1	0.000	871.11	180	89.28	12/1/04	871.11	NASHVILLE	37214	12/8/04	2	PF0615
1103316871	SFR	NOO	NOO	NOO	REFI	N	5.625	5.625	168,000.00	168,000.00	1/1/05	12/1/24	12/1/24	AZ	12/1/04	N	230,000.00	1	0.000	787.50	360	73.05	12/1/04	787.50	GILBERT	85233	12/3/04	1	PA06051
1103316884	SFR	NOO	NOO	NOO	REFI	N	5.625	5.625	240,800.00	240,800.00	1/1/05	12/1/24	12/1/24	CA	1/1/05	N	344,000.00	1	3.875	1,078.58	360	70.00	12/1/04	1,078.58	COVINA AREA	92019	12/1/04	1	PA2602E1
1103316971	PUD	NOO	NOO	NOO	REFI	N	5.625	5.625	650,000.00	650,000.00	1/1/05	12/1/24	12/1/24	CA	1/1/05	N	1,000,000.00	1	3.250	3,046.88	360	85.00	12/1/04	3,046.88	EI CAJON	92019	12/1/04	2	PA0605E1
1103317015	SFR	NOO	NOO	NOO	REFI	N	5.875	5.875	116,680.90	116,680.90	1/1/05	12/1/24	12/1/24	CA	1/1/05	N	146,000.00	1	3.875	690.92	360	80.00	12/1/04	690.92	WEST VALLEY CITY	92688	12/2/04	1	PA2602E1
1103317015	SFR	NOO	NOO	NOO	REFI	N	4.750	4.750	355,000.00	355,000.00	1/1/05	12/1/24	12/1/24	CA	1/1/05	N	740,000.00	1	3.500	2,050.42	360	57.07	12/1/04	2,050.42	RANCHO SANTA MARGARITA	91932	11/15/04	2	PA2602E
1103317016	SFR	NOO	NOO	NOO	REFI	N	5.625	5.625	296,000.00	296,000.00	1/1/05	12/1/24	12/1/24	CA	1/1/05	N	370,000.00	1	3.250	1,387.50	360	80.00	12/1/04	1,387.50	TWP OF PELOUNNOCK	07444	11/23/04	8	BA0603D1
1103317017	SFR	NOO	NOO	NOO	REFI	N	6.125	6.125	112,258.90	112,258.90	1/1/05	12/1/24	12/1/24	NH	12/1/04	N	125,000.00	1	0.000	647.61	360	90.00	12/1/04	647.61	ANDOVER	03116	11/23/04	8	BA1603D
1103317017	SFR	NOO	NOO	NOO	REFI	N	6.125	6.125	213,400.00	213,400.00	1/1/05	12/1/24	12/1/24	CA	1/1/05	N	300,000.00	1	3.250	1,296.64	360	68.84	12/1/04	1,296.64	HAMPTON	03873	11/23/04	8	BA2603D
1103317018	SFR	NOO	NOO	NOO	REFI	N	6.375	6.375	170,000.00	170,000.00	1/1/05	12/1/24	12/1/24	NH	12/1/04	N	300,000.00	1	3.250	1,684.45	360	90.00	12/1/04	1,684.45	SANDWYN	03873	11/23/04	8	BA2603D
1103317019	PUD	NOO	NOO	NOO	REFI	N	6.500	6.500	294,750.00	294,750.00	1/1/05	12/1/24	12/1/24	PA	12/1/04	N	327,500.00	1	3.250	1,863.02	360	90.00	12/1/04	1,863.02	DOYLESTOWN	18901	11/23/04	12	BA0603D
1103317023	PUD	NOO	NOO	NOO	REFI	N	5.875	5.875	459,000.00	459,000.00	1/1/05	12/1/24	12/1/24	NY	12/1/04	N	517,000.00	1	3.250	2,247.19	360	90.00	12/1/04	2,247.19	MASPEY	91378	11/23/04	12	BA1603D1
1103317023	PUD	NOO	NOO	NOO	REFI	N	5.875	5.875	988,000.00	988,000.00	1/1/05	12/1/24	12/1/24	GA	12/1/04	N	1,250,000.00	1	3.250	5,042.92	360	80.00	12/1/04	5,042.92	DULUTH	30097	12/26/04	8	BA1603D1
1103317025	SFR	NOO	NOO	NOO	REFI	N	6.125	6.125	179,500.00	179,500.00	1/1/05	12/1/24	12/1/24	GA	12/1/04	N	230,000.00	1	3.250	916.20	360	78.05	12/1/04	916.20	MILLEDGEVILLE	31061	11/23/04	8	BA1603D1
1103317027	SFR	NOO	NOO	NOO	REFI	N	6.250	6.250	234,000.00	234,000.00	1/1/05	12/1/24	12/1/24	NC	12/1/04	N	286,000.00	1	3.250	2,082.50	360	88.32	12/1/04	2,082.50	TOMPSALL BEACH	28460	11/23/04	8	BA0603D1
11033170																													

103317158	SHR	OO	PURCHASE	N	4.950	334,460.00	384,460.00	151704	11/1/24	11/1/24	1,535.95	300	50.00	CA	12/1/04	N	460,000.00	1	3,000	1,595.98	HAYWARD	BA063001
103317159	SFR	OO	PURCHASE	N	5.200	224,000.00	224,000.00	12/1/04	11/1/24	11/1/24	770.67	360	80.00	CA	12/1/04	N	260,000.00	1	3,000	970.67	FONTANA	BA1163001
103317160	SFR	OO	PURCHASE	N	4.950	414,400.00	414,400.00	12/1/04	11/1/24	11/1/24	1,793.30	360	80.00	CA	12/1/04	N	210,000.00	1	3,000	1,793.30	BIOCATION	BA2163001
103317161	SFR	OO	PURCHASE	N	4.950	414,400.00	414,400.00	12/1/04	11/1/24	11/1/24	1,558.70	360	80.00	CA	12/1/04	N	535,000.00	1	3,000	1,558.70	SAN LEANDRO	BA063001
103317162	CONDO	OO	PURCHASE	N	5.200	256,000.00	256,000.00	12/1/04	11/1/24	11/1/24	1,099.32	360	80.00	CA	12/1/04	N	440,000.00	1	3,000	1,099.32	LA MIRADA	BA063001
103317163	SFR	OO	REFI	N	5.450	399,200.00	399,200.00	12/1/04	11/1/24	11/1/24	686.37	360	80.00	FL	12/1/04	N	320,000.00	1	3,000	686.37	POMPANO BEACH	BA1163001
103317164	SFR	OO	PURCHASE	N	5.450	399,200.00	399,200.00	12/1/04	11/1/24	11/1/24	1,813.03	360	80.00	CA	12/1/04	N	167,000.00	1	3,000	1,813.03	LOS ANGELES	BA063001
103317165	PUD	OO	PURCHASE	N	5.975	295,200.00	295,200.00	12/1/04	11/1/24	11/1/24	1,079.28	360	80.00	TX	12/1/04	N	500,000.00	1	3,000	1,079.28	HOUSTON	BA063001
103317166	PUD	OO	PURCHASE	N	5.750	156,000.00	156,000.00	12/1/04	11/1/24	11/1/24	3,244.67	360	80.00	TX	12/1/04	N	765,000.00	1	3,000	3,244.67	FAIRFAX	BA063001
103317167	CONDO	OO	PURCHASE	N	5.250	290,000.00	290,000.00	12/1/04	11/1/24	11/1/24	1,104.41	360	80.00	IL	12/1/04	N	185,000.00	1	5,000	1,104.41	LYONS	BA11602E
103317168	CONDO	OO	PURCHASE	N	5.500	92,000.00	92,000.00	12/1/04	11/1/24	11/1/24	421.67	360	80.00	CA	12/1/04	N	250,000.00	1	5,000	421.67	PAKADENA	BA11602E
103317169	CONDO	OO	PURCHASE	N	5.250	168,000.00	168,000.00	12/1/04	11/1/24	11/1/24	735.00	360	80.00	CA	12/1/04	N	116,000.00	1	5,000	735.00	MIRAMAR	BA11602E
103317170	SFR	OO	PURCHASE	N	5.625	186,000.00	186,000.00	12/1/04	11/1/24	11/1/24	1,128.29	360	80.00	CA	12/1/04	N	210,000.00	1	5,000	1,128.29	THOUSAND PALMS AREA	BA06202E
103317181	SFR	OO	PURCHASE	N	5.625	186,000.00	186,000.00	12/1/04	11/1/24	11/1/24	1,082.23	360	80.00	CA	12/1/04	N	250,000.00	1	5,000	1,082.23	LOS ANGELES	BA06202E
103317182	SFR	OO	PURCHASE	N	5.625	186,000.00	186,000.00	12/1/04	11/1/24	11/1/24	1,486.71	360	80.00	CA	12/1/04	N	235,000.00	1	5,000	1,486.71	LOS ANGELES	BA06202E
103317183	SFR	OO	PURCHASE	N	7.875	224,000.00	223,848.84	12/1/04	11/1/24	11/1/24	1,624.16	360	80.00	CA	12/1/04	N	280,000.00	1	5,000	1,624.16	CHICAGO	BA06202E
103317184	SFR	OO	PURCHASE	N	6.000	272,000.00	271,739.22	12/1/04	11/1/24	11/1/24	1,630.78	360	80.00	CA	12/1/04	N	340,000.00	1	5,000	1,630.78	LOS ANGELES	BA06202E
103317185	PUD	OO	PURCHASE	N	5.875	256,000.00	255,739.00	12/1/04	11/1/24	11/1/24	1,514.34	360	80.00	CA	12/1/04	N	300,000.00	1	5,000	1,514.34	MANASSAS	BA06202E
103317186	PUD	OO	PURCHASE	N	6.500	408,000.00	408,000.00	12/1/04	11/1/24	11/1/24	889.95	360	80.00	VA	12/1/04	N	330,000.00	1	5,000	889.95	LAKE IN THE HILLS	BA06202E
103317187	PUD	OO	PURCHASE	N	6.500	408,000.00	408,000.00	12/1/04	11/1/24	11/1/24	2,210.00	360	80.00	VA	12/1/04	N	510,000.00	1	5,000	2,210.00	RIVINGSFIELD	BA06202E
103317188	PUD	OO	PURCHASE	N	8.750	167,920.00	167,920.00	12/1/04	11/1/24	11/1/24	1,224.42	360	80.00	MA	12/1/04	N	229,000.00	1	5,000	1,224.42	WALTON	BA11602E
103317189	SFR	OO	PURCHASE	N	6.000	201,600.00	201,600.00	12/1/04	11/1/24	11/1/24	1,068.00	360	80.00	CA	12/1/04	N	176,000.00	1	5,000	1,068.00	RIALTO	BA11602E
103317190	SFR	OO	PURCHASE	N	6.625	277,600.00	277,600.00	12/1/04	11/1/24	11/1/24	1,532.58	360	80.00	CA	12/1/04	N	350,000.00	1	5,000	1,532.58	FONTANA	BA06202E
103317191	PUD	OO	PURCHASE	N	7.125	356,000.00	356,000.00	12/1/04	11/1/24	11/1/24	2,113.75	360	80.00	TX	12/1/04	N	445,000.00	1	5,000	2,113.75	IRVING	BA06202E
103317192	PUD	OO	PURCHASE	N	6.250	192,000.00	192,000.00	12/1/04	11/1/24	11/1/24	1,457.92	360	80.00	CA	12/1/04	N	350,000.00	1	5,000	1,457.92	LOS ANGELES	BA06202E
103317193	SFR	OO	PURCHASE	N	6.625	192,000.00	192,000.00	12/1/04	11/1/24	11/1/24	733.17	360	80.00	MI	12/1/04	N	166,000.00	1	5,000	733.17	ALLEN PARK	BA11602E
103317194	SFR	OO	PURCHASE	N	5.325	98,200.00	98,200.00	12/1/04	11/1/24	11/1/24	1,395.83	360	80.00	CA	12/1/04	N	112,000.00	1	5,000	1,395.83	MODESTO	BA11602E
103317195	PUD	NOO	PURCHASE	N	6.750	86,400.00	86,400.00	12/1/04	11/1/24	11/1/24	440.20	360	80.00	TX	12/1/04	N	335,000.00	1	5,000	440.20	FORT WALTON BEACH	BA063001
103317196	2-FAMILY	NOO	PURCHASE	N	8.750	148,000.00	148,000.00	12/1/04	11/1/24	11/1/24	486.00	360	80.00	FL	12/1/04	N	110,000.00	1	3,000	486.00	CAPE CORAL	BA063001
103317197	2-FAMILY	NOO	PURCHASE	N	7.250	113,600.00	113,524.55	12/1/04	11/1/24	11/1/24	1,009.62	360	80.00	FL	12/1/04	N	185,000.00	1	5,000	1,009.62	WASHINGTON	BA063001
103317198	3-FAMILY	NOO	PURCHASE	N	8.125	370,400.00	370,400.00	12/1/04	11/1/24	11/1/24	843.46	360	80.00	CT	12/1/04	N	142,000.00	1	5,000	843.46	MERIDEN	BA063001
103317199	4-FAMILY	NOO	PURCHASE	N	8.625	370,400.00	370,400.00	12/1/04	11/1/24	11/1/24	2,880.93	360	80.00	DC	12/1/04	N	463,000.00	1	5,000	2,880.93	LAYTON	BA063001
103317200	SFR	NOO	PURCHASE	N	7.500	189,600.00	189,600.00	12/1/04	11/1/24	11/1/24	626.50	360	80.00	UT	12/1/04	N	112,000.00	1	5,000	626.50	WASHINGTON	BA063001
103317201	PUD	NOO	PURCHASE	Y	6.250	163,852.00	163,852.00	12/1/04	11/1/24	11/1/24	853.40	360	80.00	VA	12/1/04	N	206,000.00	1	5,000	853.40	DOUGLASVILLE	BA063001
103317202	SFR	NOO	PURCHASE	Y	7.875	113,400.00	113,321.96	12/1/04	11/1/24	11/1/24	2,412.30	360	80.00	GA	12/1/04	N	731,000.00	1	3,000	2,412.30	SAN JOSE	BA11602E
103317203	SFR	OO	PURCHASE	N	4.950	594,800.00	594,800.00	12/1/04	11/1/24	11/1/24	1,262.08	360	80.00	CA	12/1/04	N	242,000.00	1	5,000	1,262.08	PORTLAND	BA11602E
103317204	SFR	OO	PURCHASE	N	5.250	428,000.00	428,000.00	12/1/04	11/1/24	11/1/24	1,872.50	360	80.00	CA	12/1/04	N	535,000.00	1	3,000	1,872.50	LOS ANGELES	BA11602E
103317211	SFR	OO	PURCHASE	N	6.000	184,000.00	184,000.00	12/1/04	11/1/24	11/1/24	1,263.88	360	80.00	OR	12/1/04	N	242,000.00	1	5,000	1,263.88	SEASIDE	BA11602E
103317212	SFR	OO	PURCHASE	N	7.250	259,920.00	259,920.00	12/1/04	11/1/24	11/1/24	1,428.32	360	80.00	CA	12/1/04	N	302,000.00	1	3,250	1,428.32	ELK GROVE	BA06202E
103317213	SFR	OO	PURCHASE	N	7.500	259,920.00	259,920.00	12/1/04	11/1/24	11/1/24	831.33	360	80.00	CA	12/1/04	N	345,000.00	1	5,000	831.33	SPOTSVILVANIA	BA06202E
103317214	PUD	NOO	PURCHASE	N	5.375	214,000.00	214,000.00	12/1/04	11/1/24	11/1/24	1,718.75	360	70.00	NV	12/1/04	N	302,000.00	1	2,500	1,718.75	HELDERSON	BA06202E
103317215	SFR	NOO	PURCHASE	N	4.990	376,000.00	376,000.00	12/1/04	11/1/24	11/1/24	879.07	360	80.00	CA	12/1/04	N	500,000.00	1	3,250	879.07	FAIRMORR	BA06202E
103317216	SFR	NOO	PURCHASE	N	5.500	376,000.00	376,000.00	12/1/04	11/1/24	11/1/24	1,064.19	360	80.00	CA	12/1/04	N	450,000.00	1	3,000	1,064.19	BOWIE	BA06202E
103317217	CONDO	NOO	PURCHASE	N	11.250	36,718.00	36,718.00	12/1/04	11/1/19	11/1/19	356.63	180	20.00	FL	11/05	Y	189,000.00	1	3,675	356.63	MORNE VALLEY	PA1405E1
103317218	SFR	OO	PURCHASE	N	5.500	229,850.00	229,850.00	11/05	12/1/24	12/1/24	1,053.48	360	80.00	CA	12/1/05	N	287,200.00	1	3,750	1,053.48	ANAHEIM	PA0605E1
103317219	SFR	OO	PURCHASE	N	5.000	343,000.00	343,000.00	11/05	12/1/24	12/1/24	1,429.17	360	70.00	MD	11/05	N	460,000.00	1	3,000	1,429.17	ALDENA	PA2405E1
103317230	SFR	OO	PURCHASE	N	6.750	182,000.00	182,000.00	11/05	12/1/24	12/1/24	1,880.40	360	80.00	CA	11/05	N	265,000.00	1	3,000	1,880.40	ALDENA	PA2405E1
10																						

1103317617	SFR	NOO	REF	Y	4.500	650,000.00	650,000.00	11/1/04	10/17/04	2,437.50	360	79.75	CA	12/1/04	17/1/04	N	815,000.00	1	2,500	2,437.50	SAN JOSE	BA0602E1	11/22/04	95128
1103317618	SFR	NOO	PURCHASE	Y	4.900	815,000.00	815,000.00	11/1/04	10/17/04	1,290.54	360	78.37	CA	12/1/04	17/1/04	N	396,000.00	1	2,750	1,290.54	FRESNO	BA1630G1	11/22/04	93722
1103317619	SFR	NOO	PURCHASE	Y	5.900	176,000.00	176,000.00	11/1/04	10/17/04	4,367.71	360	70.00	AZ	12/1/04	17/1/04	N	1,250,000.00	1	2,975	4,367.71	SCOTTSDALE	BA1620E1	11/22/04	85259
1103317620	SFR	NOO	PURCHASE	N	5.500	528,000.00	528,000.00	11/1/04	10/17/04	5,330.00	360	70.00	CA	12/1/04	17/1/04	N	186,000.00	1	2,975	5,330.00	HANFORD	BA0602E1	11/22/04	93230
1103317621	SFR	NOO	PURCHASE	N	5.750	296,000.00	296,000.00	11/1/04	10/17/04	2,530.00	360	80.00	CA	12/1/04	17/1/04	N	660,000.00	1	2,975	2,530.00	SAN BRUNO	BA0602E1	11/22/04	94066
1103317622	PUD	NOO	PURCHASE	N	6.250	196,000.00	196,000.00	9/1/04	8/17/04	1,453.03	360	80.00	NV	12/1/04	17/1/04	N	295,000.00	1	4,375	1,453.03	LAS VEGAS	BA0602E1	11/22/04	94619
1103317623	SFR	NOO	PURCHASE	N	4.900	472,000.00	472,000.00	11/1/04	10/17/04	815.03	360	70.00	CA	12/1/04	17/1/04	N	295,000.00	1	2,750	815.03	OAKLAND	BA0602E1	11/22/04	94117
1103317624	SFR	NOO	PURCHASE	N	5.250	130,400.00	130,400.00	11/1/04	10/17/04	679.17	360	80.00	AZ	12/1/04	17/1/04	N	163,000.00	1	2,250	679.17	PHOENIX	BA0602E1	11/22/04	95123
1103317625	PUD	NOO	PURCHASE	N	4.750	628,000.00	628,000.00	11/1/04	10/17/04	2,603.33	360	80.00	CA	12/1/04	17/1/04	N	775,000.00	1	2,500	2,603.33	CAMERON PARK	BA0602E1	11/22/04	95043
1103317626	SFR	NOO	PURCHASE	N	5.500	568,000.00	568,000.00	11/1/04	10/17/04	2,454.17	360	80.00	CA	12/1/04	17/1/04	N	775,000.00	1	2,500	2,454.17	SAN LEANDRO	BA0602E1	11/22/04	95682
1103317627	SFR	NOO	PURCHASE	N	4.900	304,000.00	304,000.00	11/1/04	10/17/04	1,264.13	360	80.00	CA	12/1/04	17/1/04	N	380,000.00	1	2,250	1,264.13	ROCKLIN	BA0602E1	11/22/04	94517
1103317628	SFR	NOO	PURCHASE	N	4.900	340,000.00	340,000.00	11/1/04	10/17/04	1,413.83	360	80.00	CA	12/1/04	17/1/04	N	425,000.00	1	2,750	1,413.83	LOS ANGELES	BA0602E1	11/22/04	95765
1103317629	SFR	NOO	PURCHASE	N	5.375	248,000.00	248,000.00	7/1/04	6/17/04	1,110.83	360	80.00	NV	12/1/04	17/1/04	N	310,000.00	1	2,500	1,110.83	SANTA CLARA	BA0602E1	11/22/04	90031
1103317630	SFR	NOO	PURCHASE	N	5.250	384,000.00	384,000.00	11/1/04	10/17/04	1,680.00	360	80.00	CA	12/1/04	17/1/04	N	480,000.00	1	2,975	1,680.00	NORTH LAS VEGAS	BA0602E1	11/22/04	92336
1103317631	SFR	NOO	PURCHASE	N	5.375	414,000.00	414,000.00	11/1/04	10/17/04	1,854.38	360	60.00	CA	12/1/04	17/1/04	N	690,000.00	1	3,125	1,854.38	KIHEI	BA0602E1	11/22/04	96753
1103317632	SFR	NOO	REF	Y	5.625	242,500.00	242,500.00	11/1/04	10/17/04	1,136.72	360	59.14	CA	12/1/04	17/1/04	N	410,000.00	1	2,500	1,136.72	SHERMANTON	BA0602E1	11/22/04	95684
1103317633	PUD	NOO	REF	Y	5.375	339,000.00	339,000.00	11/1/04	10/17/04	1,518.44	360	50.53	CA	12/1/04	17/1/04	N	270,000.00	1	3,250	1,518.44	FRAZEE	BA0602E1	11/22/04	95654
1103317634	PUD	NOO	REF	Y	6.500	204,000.00	202,511.60	8/1/04	7/17/04	1,289.42	360	79.93	CA	12/1/04	17/1/04	N	60,000.00	1	3,250	1,289.42	NORTH LAS VEGAS	BA0602E1	11/22/04	98086
1103317635	SFR	NOO	PURCHASE	N	5.250	562,000.00	562,000.00	11/1/04	10/17/04	2,603.33	360	80.00	CA	12/1/04	17/1/04	N	775,000.00	1	2,250	2,603.33	SAN LEANDRO	BA0602E1	11/22/04	94517
1103317636	SFR	NOO	PURCHASE	N	4.900	304,000.00	304,000.00	11/1/04	10/17/04	1,264.13	360	80.00	CA	12/1/04	17/1/04	N	380,000.00	1	2,250	1,264.13	ROCKLIN	BA0602E1	11/22/04	95765
1103317637	SFR	NOO	PURCHASE	N	4.900	340,000.00	340,000.00	11/1/04	10/17/04	1,413.83	360	80.00	CA	12/1/04	17/1/04	N	425,000.00	1	2,750	1,413.83	LOS ANGELES	BA0602E1	11/22/04	95765
1103317638	SFR	NOO	PURCHASE	N	5.375	248,000.00	248,000.00	7/1/04	6/17/04	1,110.83	360	80.00	NV	12/1/04	17/1/04	N	310,000.00	1	2,500	1,110.83	SANTA CLARA	BA0602E1	11/22/04	90031
1103317639	SFR	NOO	PURCHASE	N	5.250	384,000.00	384,000.00	11/1/04	10/17/04	1,680.00	360	80.00	CA	12/1/04	17/1/04	N	480,000.00	1	2,975	1,680.00	NORTH LAS VEGAS	BA0602E1	11/22/04	92336
1103317640	SFR	NOO	REF	Y	5.375	414,000.00	414,000.00	11/1/04	10/17/04	1,854.38	360	60.00	CA	12/1/04	17/1/04	N	690,000.00	1	3,125	1,854.38	KIHEI	BA0602E1	11/22/04	96753
1103317641	PUD	NOO	REF	Y	5.625	242,500.00	242,500.00	11/1/04	10/17/04	1,136.72	360	59.14	CA	12/1/04	17/1/04	N	410,000.00	1	2,500	1,136.72	SHERMANTON	BA0602E1	11/22/04	95684
1103317642	PUD	NOO	REF	Y	5.375	339,000.00	339,000.00	11/1/04	10/17/04	1,518.44	360	50.53	CA	12/1/04	17/1/04	N	270,000.00	1	3,250	1,518.44	FRAZEE	BA0602E1	11/22/04	95654
1103317643	SFR	NOO	PURCHASE	N	5.250	562,000.00	562,000.00	11/1/04	10/17/04	2,603.33	360	80.00	CA	12/1/04	17/1/04	N	775,000.00	1	2,250	2,603.33	SAN LEANDRO	BA0602E1	11/22/04	94517
1103317644	SFR	NOO	PURCHASE	N	4.900	304,000.00	304,000.00	11/1/04	10/17/04	1,264.13	360	80.00	CA	12/1/04	17/1/04	N	380,000.00	1	2,250	1,264.13	ROCKLIN	BA0602E1	11/22/04	95765
1103317645	SFR	NOO	PURCHASE	N	4.900	340,000.00	340,000.00	11/1/04	10/17/04	1,413.83	360	80.00	CA	12/1/04	17/1/04	N	425,000.00	1	2,750	1,413.83	LOS ANGELES	BA0602E1	11/22/04	95765
1103317646	SFR	NOO	PURCHASE	N	5.375	248,000.00	248,000.00	7/1/04	6/17/04	1,110.83	360	80.00	NV	12/1/04	17/1/04	N	310,000.00	1	2,500	1,110.83	SANTA CLARA	BA0602E1	11/22/04	90031
1103317647	SFR	NOO	PURCHASE	N	5.250	384,000.00	384,000.00	11/1/04	10/17/04	1,680.00	360	80.00	CA	12/1/04	17/1/04	N	480,000.00	1	2,975	1,680.00	NORTH LAS VEGAS	BA0602E1	11/22/04	92336
1103317648	SFR	NOO	PURCHASE	N	5.375	414,000.00	414,000.00	11/1/04	10/17/04	1,854.38	360	60.00	CA	12/1/04	17/1/04	N	690,000.00	1	3,125	1,854.38	KIHEI	BA0602E1	11/22/04	96753
1103317649	SFR	NOO	REF	Y	5.625	242,500.00	242,500.00	11/1/04	10/17/04	1,136.72	360	59.14	CA	12/1/04	17/1/04	N	410,000.00	1	2,500	1,136.72	SHERMANTON	BA0602E1	11/22/04	95684
1103317650	PUD	NOO	REF	Y	5.375	339,000.00	339,000.00	11/1/04	10/17/04	1,518.44	360	50.53	CA	12/1/04	17/1/04	N	270,000.00	1	3,250	1,518.44	FRAZEE	BA0602E1	11/22/04	95654
1103317651	SFR	NOO	PURCHASE	N	5.250	562,000.00	562,000.00	11/1/04	10/17/04	2,603.33	360	80.00	CA	12/1/04	17/1/04	N	775,000.00	1	2,250	2,603.33	SAN LEANDRO	BA0602E1	11/22/04	94517
1103317652	SFR	NOO	PURCHASE	N	4.900	304,000.00	304,000.00	11/1/04	10/17/04	1,264.13	360	80.00	CA	12/1/04	17/1/04	N	380,000.00	1	2,250	1,264.13	ROCKLIN	BA0602E1	11/22/04	95765
1103317653	SFR	NOO	PURCHASE	N	4.900	340,000.00	340,000.00	11/1/04	10/17/04	1,413.83	360	80.00	CA	12/1/04	17/1/04	N	425,000.00	1	2,750	1,413.83	LOS ANGELES	BA0602E1	11/22/04	95765
1103317654	SFR	NOO	PURCHASE	N	5.375	248,000.00	248,000.00	7/1/04	6/17/04	1,110.83	360	80.00	NV	12/1/04	17/1/04	N	310,000.00	1	2,500	1,110.83	SANTA CLARA	BA0602E1	11/22/04	90031
1103317655	SFR	NOO	PURCHASE	N	5.250	384,000.00	384,000.00	11/1/04	10/17/04	1,680.00	360	80.00	CA	12/1/04	17/1/04	N	480,000.00	1	2,975	1,680.00	NORTH LAS VEGAS	BA0602E1	11/22/04	92336
1103317656	SFR	NOO	PURCHASE	N	5.375	414,000.00	414,000.00	11/1/04	10/17/04	1,854.38	360	60.00	CA	12/1/04	17/1/04	N	690,000.00	1	3,125	1,854.38	KIHEI	BA0602E1	11/22/04	96753
1103317657	SFR	NOO	REF	Y	5.625	242,500.00	242,500.00	11/1/04	10/17/04	1,136.72	360	59.14	CA	12/1/04	17/1/04	N	410,000.00	1	2,500	1,136.72	SHERMANTON	BA0602E1	11/22/04	95684
1103317658	SFR	NOO	REF	Y	5.375	339,000.00	339,000.00	11/1/04	10/17/04	1,518.44	360	50.53	CA	12/1/04	17/1/04	N	270,000.00	1	3,250	1,518.44	FRAZEE	BA0602E1	11/22/04	95654
1103317659	SFR	NOO	PURCHASE	N	5.250	562,000.00	562,000.00	11/1/04	10/17/04															

Qry_FileLayout_Generic_xls_

1103317759	PUD	NOO	PURCHASE	N	5,250	121,450.00	121,450.00	11/10/24	12/10/24	AZ	70.00	360	531.34	173,500.00	1	2,250	531.34	AVONDALE	BA06905E1	11/22/04	2	85223
1103317760	SFR	COO	PURCHASE	N	5,625	132,000.00	132,000.00	11/10/24	12/10/24	CA	80.00	360	618.75	165,000.00	1	2,250	618.75	SACRAMENTO	BA06903E1	11/22/04	1	95817
1103317761	SFR	COO	PURCHASE	N	5,500	405,000.00	405,000.00	12/10/24	12/10/24	CA	80.00	360	1,870.00	510,000.00	1	3,125	1,870.00	OAKLAND	BA06902E1	11/22/04	1	94905
1103317762	SFR	COO	REF	Y	5,500	250,000.00	250,000.00	12/10/24	12/10/24	CA	44.17	360	1,145.83	360,000.00	1	2,250	1,145.83	PATTERSON	BA06903E1	11/22/04	12	95363
1103317764	SFR	NOO	PURCHASE	Y	6,375	264,000.00	264,000.00	9/10/24	12/10/24	CA	80.00	360	1,402.50	330,000.00	1	2,250	1,402.50	POMONA	BA06902E1	11/22/04	8	91766
1103317765	PUD	NOO	REF	Y	6,375	185,000.00	185,000.00	12/10/24	12/10/24	NV	75.00	360	876.56	270,000.00	1	3,125	876.56	LAS VEGAS	BA06905E1	11/22/04	6	89134
1103317766	SFR	NOO	PURCHASE	Y	5,890	159,000.00	159,000.00	12/10/24	12/10/24	CA	70.00	360	796.67	270,000.00	1	2,250	796.67	MARYSVILLE	BA1602E1	11/22/04	7	95901
1103317768	SFR	NOO	REF	Y	6,250	370,000.00	369,648.93	12/10/24	12/10/24	CA	68.51	360	1,927.08	540,000.00	1	2,250	1,927.08	SAN JOSE	BA1602E1	11/22/04	12	95121
1103317769	SFR	NOO	PURCHASE	N	4,990	168,400.00	168,400.00	9/10/24	12/10/24	NV	80.00	360	859.54	275,000.00	1	2,625	859.54	LAS VEGAS	BA06903E1	11/22/04	12	99002
1103317770	SFR	NOO	PURCHASE	N	6,125	188,400.00	188,400.00	9/10/24	12/10/24	NV	70.00	360	536.67	210,500.00	1	2,625	536.67	LAS VEGAS	BA06903E1	11/22/04	12	99108
1103317771	SFR	NOO	PURCHASE	N	5,750	215,000.00	212,000.00	12/10/24	12/10/24	CA	75.00	360	1,058.21	265,000.00	1	2,250	1,058.21	MAHERA	BA06903E1	11/22/04	2	93638
1103317772	SFR	NOO	PURCHASE	N	6,250	315,000.00	312,000.00	12/10/24	12/10/24	CA	75.00	360	1,589.58	420,000.00	1	2,250	1,589.58	CASAGRANDE	BA06905E1	11/22/04	2	85222
1103317773	PUD	NOO	PURCHASE	N	6,250	650,000.00	650,000.00	12/10/24	12/10/24	CA	73.03	360	3,114.58	890,000.00	1	3,000	3,114.58	RANCHO PALOS VERDES	BA06905E1	11/22/04	7	90275
1103317774	SFR	NOO	PURCHASE	N	4,990	412,000.00	412,000.00	11/10/24	12/10/24	CA	60.00	360	4,592.33	689,000.00	1	2,875	4,592.33	GILROY	BA1602E1	11/22/04	7	95020
1103317775	SFR	NOO	PURCHASE	N	5,890	920,000.00	920,000.00	11/10/24	12/10/24	CA	80.00	360	2,866.67	1,150,000.00	1	2,875	2,866.67	MORNING PALMS	BA06905E1	11/22/04	7	95037
1103317776	SFR	NOO	PURCHASE	N	5,375	640,000.00	640,000.00	12/10/24	12/10/24	CA	80.00	360	980.00	800,000.00	1	3,000	980.00	SACRAMENTO	BA06905E1	11/22/04	2	95037
1103317777	SFR	NOO	PURCHASE	N	5,250	224,000.00	224,000.00	12/10/24	12/10/24	CA	80.00	360	516.67	200,000.00	1	3,250	516.67	SACRAMENTO	BA1602E1	11/22/04	2	95821
1103317781	PUD	NOO	REF	Y	6,500	326,000.00	326,000.00	9/10/24	12/10/24	NV	80.00	360	888.59	320,000.00	1	2,750	888.59	LAS VEGAS	BA1602E1	11/22/04	7	89121
1103317782	PUD	NOO	REF	Y	5,500	156,200.00	156,200.00	12/10/24	12/10/24	AZ	74.17	360	1,418.83	211,000.00	1	3,125	1,418.83	AVONDALE	BA06905E1	11/22/04	7	85233
1103317783	PUD	NOO	REF	Y	5,990	284,200.00	284,200.00	12/10/24	12/10/24	CA	70.00	360	2,841.72	406,000.00	1	2,250	2,841.72	SAN JOSE	BA06905E1	11/22/04	7	95139
1103317784	PUD	NOO	PURCHASE	N	5,890	344,000.00	344,000.00	12/10/24	12/10/24	CA	69.99	360	1,717.13	406,000.00	1	2,875	1,717.13	QUEEN CREEK	BA06905E1	11/22/04	8	85242
1103317785	PUD	NOO	REF	Y	5,875	304,000.00	304,000.00	12/10/24	12/10/24	CA	80.00	360	1,811.25	389,000.00	1	4,000	1,811.25	SAN MATEO	BA06905E1	11/22/04	2	94402
1103317786	PUD	NOO	PURCHASE	N	5,875	378,000.00	378,000.00	11/10/24	12/10/24	CA	70.00	360	1,439.38	540,000.00	1	2,875	1,439.38	LAS VEGAS	BA06905E1	11/22/04	2	99815
1103317787	SFR	COO	REF	Y	5,875	378,000.00	378,000.00	11/10/24	12/10/24	CA	70.00	360	1,439.38	540,000.00	1	2,875	1,439.38	LAS VEGAS	BA06905E1	11/22/04	2	99815
1103317788	SFR	COO	PURCHASE	Y	6,000	270,000.00	270,000.00	9/10/24	12/10/24	CA	60.00	360	1,350.00	450,000.00	1	2,750	1,350.00	LONG BEACH	BA1602E1	11/22/04	2	99815
1103317789	SFR	NOO	REF	Y	4,750	685,000.00	685,000.00	12/10/24	12/10/24	CA	79.68	360	2,711.46	860,000.00	1	3,000	2,711.46	DANA POINT	BA06905E1	11/22/04	1	92929
1103317790	SFR	NOO	PURCHASE	N	4,875	639,500.00	639,500.00	12/10/24	12/10/24	CA	70.00	360	1,111.67	290,000.00	1	2,500	1,111.67	PARADISEVALE	BA1602E1	11/22/04	7	95662
1103317791	SFR	NOO	PURCHASE	N	5,890	344,000.00	344,000.00	12/10/24	12/10/24	CA	75.00	360	2,071.88	535,000.00	1	2,250	2,071.88	GARDEN GROVE	BA1602E1	11/22/04	12	92843
1103317793	SFR	NOO	REF	Y	6,500	840,000.00	840,000.00	12/10/24	12/10/24	CA	85.57	360	4,550.00	1,140,000.00	1	2,250	4,550.00	OAKLAND	BA06905E1	11/22/04	12	94472
1103317794	SFR	NOO	REF	Y	4,500	480,000.00	480,000.00	12/10/24	12/10/24	CA	80.00	360	6,712.46	800,000.00	1	3,000	6,712.46	MAKAWAO	BA1602E1	11/22/04	8	93955
1103317795	SFR	NOO	PURCHASE	N	7,500	890,000.00	890,000.00	12/10/24	12/10/24	CA	80.00	360	1,800.00	2,000,000.00	1	2,250	1,800.00	KUPERTINO	BA1602E1	11/22/04	2	98768
1103317796	SFR	NOO	REF	Y	5,750	149,500.00	142,201.73	11/10/24	12/10/24	HI	67.21	360	831.59	343,000.00	1	2,250	831.59	RIVERSIDE AREA	BA1602E1	11/22/04	12	92929
1103317797	PUD	CONDO	PURCHASE	Y	7,000	234,400.00	234,400.00	12/10/24	12/10/24	CA	68.33	360	1,367.33	312,000.00	1	2,250	1,367.33	GILBERT	BA06903E1	11/22/04	12	95298
1103317798	SFR	NOO	REF	Y	5,890	391,300.00	390,909.71	12/10/24	12/10/24	AZ	70.00	360	2,343.53	559,000.00	1	4,950	2,343.53	PARADISEVALE	BA06903E1	11/22/04	7	91106
1103317802	SFR	NOO	REF	Y	5,750	232,000.00	232,000.00	12/10/24	12/10/24	CA	70.00	360	1,111.67	290,000.00	1	2,500	1,111.67	PARADISEVALE	BA1602E1	11/22/04	7	95662
1103317806	SFR	NOO	REF	Y	6,500	382,500.00	382,489.57	12/10/24	12/10/24	CA	75.00	360	2,071.88	535,000.00	1	2,250	2,071.88	GARDEN GROVE	BA06905E1	11/22/04	12	92843
1103317809	SFR	NOO	PURCHASE	N	6,250	84,550.00	84,550.00	12/10/24	12/10/24	FL	79.99	360	520.59	114,000.00	1	2,875	520.59	OCCALA	BA06905E1	11/22/04	8	93955
1103317811	SFR	NOO	PURCHASE	N	4,990	420,800.00	420,800.00	11/10/24	12/10/24	CA	80.00	360	1,749.83	526,000.00	1	2,875	1,749.83	SEASIDE	BA06905E1	11/22/04	8	93955
1103317812	PUD	CONDO	PURCHASE	N	5,250	312,300.00	312,300.00	11/10/24	12/10/24	CA	70.00	360	1,038.19	339,000.00	1	3,125	1,038.19	DEARBORN	BA1602E1	11/22/04	12	91010
1103317813	PUD	CONDO	PURCHASE	N	5,500	398,450.00	398,450.00	11/10/24	12/10/24	CA	80.00	360	1,038.19	339,000.00	1	2,250	1,038.19	NORTH LAS VEGAS	BA1602E1	11/22/04	12	90784
1103317814	PUD	CONDO	PURCHASE	N	6,125	280,000.00	280,000.00	11/10/24	12/10/24	CA	70.00	360	2,104.10	560,000.00	1	3,000	2,104.10	NORTH LAS VEGAS	BA1602E1	11/22/04	12	90784
1103317815	PUD	CONDO	PURCHASE	N	6,500	500,500.00	500,500.00	11/10/24	12/10/24	CA	70.00	360	2,293.96	715,000.00	1	3,000	2,293.96	MALIBU	BA1602E1	11/22/04	7	90784
1103317816	PUD	CONDO	PURCHASE	N	6,125	280,000.00	280,000.00	11/10/24	12/10/24	CA	80.00	360	1,429.17	360,000.00	1	2,250	1,429.17	APACHE JUNCTION	BA06905E1	11/22/04	7	85220
1103317817	PUD	CONDO	REF	Y	6,500	147,000.00	147,000.00	11/10/24	12/10/24	AZ	70.00	360	786.25	210,000.00	1	2,250	786.25	APACHE JUNCTION	BA06905E1	11/22/04	7	85220
1103317818	PUD	CONDO	REF	Y	6,500	147,000.00	147,000.00	11/10/24	12/10/24	CA	80.00	360	786.25	210,000.00	1	2,250	786.25	APACHE JUNCTION	BA06905E1	11/22/04	7	85220
1103317819	PUD	CONDO	REF	Y	6,125	126,000.00	125,012.12	9/10/24	12/10/24	FL	70.00	360	1,369.17	210,000.00	1	3,125	1,369.17	LAS VEGAS	BA06905E1	11/22/04	7	85220
1103317821	PUD	CONDO	PURCHASE	N																		

1103317952	SFR	CONDO	2ND	REFI	NOO	PURCHASE	Y	5,000	5,000	420,000.00	420,000.00	1/1/05	12/1/04	12/1/04	CA	12/1/04	17/50.00	360	70.00	600,000.00	1	3,875	1,750.00	TEMECUIA
1103317953	SFR	CONDO	2ND	REFI	NOO	PURCHASE	N	6,250	6,250	138,600.00	138,600.00	1/1/05	12/1/04	12/1/04	NV	12/1/04	17/50.00	360	44.16	200,000.00	1	3,750	606.37	LAS VEGAS
1103318004	SFR	CONDO	4 FAMILY	REFI	NOO	PURCHASE	N	5,000	5,000	170,000.00	170,000.00	1/1/05	12/1/04	12/1/04	CA	12/1/04	17/50.00	240	44.16	395,000.00	1	0.000	1,292.62	EL CAJON
1103318014	SFR	CONDO	4 FAMILY	REFI	NOO	PURCHASE	N	5,000	5,000	464,100.00	464,100.00	1/1/05	12/1/04	12/1/04	CA	12/1/04	17/50.00	360	70.00	715,000.00	1	3,250	1,933.75	GARDEN GROVE
1103318038	SFR	CONDO	4 FAMILY	REFI	NOO	PURCHASE	N	5,000	5,000	144,200.00	144,049.45	1/1/05	12/1/04	12/1/04	MD	12/1/04	17/50.00	360	70.00	215,000.00	1	3,500	841.51	BALTIMORE
1103318046	SFR	CONDO	4 FAMILY	REFI	NOO	PURCHASE	N	4,750	4,750	520,000.00	520,000.00	1/1/05	12/1/04	12/1/04	CA	12/1/04	17/50.00	360	79.78	900,000.00	1	3,750	2,058.33	NORTH HOLLYWOOD
1103318060	SFR	CONDO	4 FAMILY	REFI	NOO	PURCHASE	N	6,000	6,000	105,200.00	105,200.00	1/1/05	12/1/04	12/1/04	UT	12/1/04	17/50.00	360	57.97	132,000.00	1	3,500	506.00	SPRINTHUSH FORK
1103318080	SFR	CONDO	4 FAMILY	REFI	NOO	PURCHASE	N	5,000	5,000	145,000.00	145,000.00	1/1/05	12/1/04	12/1/04	CA	12/1/04	17/50.00	360	40.28	360,000.00	1	3,875	823.29	TUSTIN
1103318104	SFR	CONDO	4 FAMILY	REFI	NOO	PURCHASE	N	8,000	8,000	157,394.32	157,394.32	1/1/05	12/1/04	12/1/04	CA	12/1/04	17/50.00	360	90.00	180,000.00	1	0.000	1,155.68	COMPTON
1103318124	SFR	CONDO	4 FAMILY	REFI	NOO	PURCHASE	N	12,625	12,625	91,400.00	91,400.00	1/1/05	12/1/04	12/1/04	CA	12/1/04	17/50.00	180	25.00	137,000.00	2	0.000	984.35	FORT WALTON BEACH
1103318152	SFR	CONDO	4 FAMILY	REFI	NOO	PURCHASE	N	5,500	5,500	333,700.00	333,700.00	1/1/05	12/1/04	12/1/04	FL	12/1/04	17/50.00	360	69.53	480,000.00	1	3,250	533.72	SAN JOSE
1103318184	SFR	CONDO	4 FAMILY	REFI	NOO	PURCHASE	N	5,125	5,125	609,000.00	609,000.00	1/1/05	12/1/04	12/1/04	CA	12/1/04	17/50.00	360	60.75	1,200,000.00	1	3,875	1,529.46	LOS ANGELES
1103318192	SFR	CONDO	4 FAMILY	REFI	NOO	PURCHASE	N	5,125	5,125	792,000.00	792,000.00	1/1/04	12/1/04	12/1/04	CA	12/1/04	17/50.00	360	80.00	990,000.00	1	2,250	3,362.50	SONOMA
1103318201	SFR	CONDO	4 FAMILY	REFI	NOO	PURCHASE	N	4,875	4,875	1,179,500.00	1,179,500.00	1/1/04	12/1/04	12/1/04	CA	12/1/04	17/50.00	360	65.00	1,850,000.00	1	2,250	4,791.72	BELVEDERE TIBURON
1103318216	SFR	CONDO	4 FAMILY	REFI	NOO	PURCHASE	N	4,375	4,375	682,500.00	682,500.00	1/1/04	12/1/04	12/1/04	CA	12/1/04	17/50.00	360	80.00	1,050,000.00	1	2,250	2,488.28	MILL VALLEY
1103318196	SFR	CONDO	4 FAMILY	REFI	NOO	PURCHASE	N	5,250	5,250	452,000.00	452,000.00	1/1/04	12/1/04	12/1/04	CA	12/1/04	17/50.00	360	80.00	1,050,000.00	1	2,250	1,977.50	SANTA ROSA
1103318198	SFR	CONDO	4 FAMILY	REFI	NOO	PURCHASE	N	5,250	5,250	248,000.00	247,416.43	1/1/04	12/1/04	12/1/04	CA	12/1/04	17/50.00	360	69.00	310,000.00	1	2,250	1,350.33	SAN JOSE
1103318199	SFR	CONDO	4 FAMILY	REFI	NOO	PURCHASE	N	5,125	5,125	334,750.00	334,750.00	1/1/04	12/1/04	12/1/04	CA	12/1/04	17/50.00	360	80.00	775,000.00	1	2,250	2,339.53	NOVATO
1103318200	SFR	CONDO	4 FAMILY	REFI	NOO	PURCHASE	N	4,875	4,875	432,000.00	432,000.00	1/1/04	12/1/04	12/1/04	CA	12/1/04	17/50.00	360	80.00	560,000.00	1	2,250	1,845.00	SAN JOSE
1103318201	SFR	CONDO	4 FAMILY	REFI	NOO	PURCHASE	N	5,250	5,250	475,000.00	475,000.00	1/1/04	12/1/04	12/1/04	CA	12/1/04	17/50.00	360	79.54	440,000.00	1	2,250	1,421.88	GREENBRAE
1103318216	SFR	CONDO	4 FAMILY	REFI	NOO	PURCHASE	N	6,625	6,625	108,500.00	108,500.00	1/1/04	12/1/04	12/1/04	CA	12/1/04	17/50.00	360	75.00	587,500.00	1	2,250	2,056.25	SANTA ROSA
1103318217	SFR	CONDO	4 FAMILY	REFI	NOO	PURCHASE	N	8,125	8,125	128,731.00	128,731.00	1/1/04	12/1/04	12/1/04	CA	12/1/04	17/50.00	360	80.00	460,000.00	1	5,000	599.01	CAPITOL HEIGHTS
1103318219	SFR	CONDO	4 FAMILY	REFI	NOO	PURCHASE	N	6,375	6,375	229,600.00	229,600.00	1/1/04	12/1/04	12/1/04	CA	12/1/04	17/50.00	360	70.00	328,000.00	1	3,875	1,219.75	FAIRFAX
1103318220	SFR	CONDO	4 FAMILY	REFI	NOO	PURCHASE	N	6,375	6,375	270,473.00	270,473.00	1/1/04	12/1/04	12/1/04	CA	12/1/04	17/50.00	360	70.00	386,390.00	1	3,875	1,859.50	DUMFRIES
1103318221	SFR	CONDO	4 FAMILY	REFI	NOO	PURCHASE	N	8,250	8,250	210,000.00	210,000.00	1/1/04	12/1/04	12/1/04	VA	12/1/04	17/50.00	360	70.00	300,000.00	1	3,875	1,093.75	BURKE
1103318222	SFR	CONDO	4 FAMILY	REFI	NOO	PURCHASE	N	7,625	7,625	124,126.00	124,126.00	1/1/04	12/1/04	12/1/04	VA	12/1/04	17/50.00	360	80.00	155,158.00	1	6,000	878.56	CONCORD
1103318226	SFR	CONDO	4 FAMILY	REFI	NOO	PURCHASE	N	7,000	7,000	346,500.00	346,500.00	1/1/04	12/1/04	12/1/04	CA	12/1/04	17/50.00	360	70.00	600,000.00	1	3,875	2,021.25	WOODBRIDGE
1103318227	SFR	CONDO	4 FAMILY	REFI	NOO	PURCHASE	N	6,500	6,500	70,000.00	70,000.00	1/1/04	12/1/04	12/1/04	MD	12/1/04	17/50.00	360	65.42	107,001.00	1	3,875	379.17	BALTIMORE
1103318229	SFR	CONDO	4 FAMILY	REFI	NOO	PURCHASE	N	5,500	5,500	91,000.00	91,000.00	1/1/04	12/1/04	12/1/04	MD	12/1/04	17/50.00	360	70.00	130,000.00	1	3,875	417.08	FREDERICKSBURG
1103318230	SFR	CONDO	4 FAMILY	REFI	NOO	PURCHASE	N	5,625	5,625	305,515.00	305,515.00	1/1/04	12/1/04	12/1/04	CA	12/1/04	17/50.00	360	80.00	485,000.00	1	3,875	1,862.81	FALLS CHURCH
1103318231	SFR	CONDO	4 FAMILY	REFI	NOO	PURCHASE	N	6,500	6,500	143,500.00	143,500.00	1/1/04	12/1/04	12/1/04	CA	12/1/04	17/50.00	360	70.00	205,000.00	1	3,875	687.60	AUSTIN
1103318232	SFR	CONDO	4 FAMILY	REFI	NOO	PURCHASE	N	6,750	6,750	115,000.00	115,000.00	1/1/04	12/1/04	12/1/04	TX	12/1/04	17/50.00	360	81.17	188,001.00	1	3,875	622.92	FALLS CHURCH
1103318233	SFR	CONDO	4 FAMILY	REFI	NOO	PURCHASE	N	6,375	6,375	72,240.00	72,240.00	1/1/04	12/1/04	12/1/04	CA	12/1/04	17/50.00	360	70.00	129,500.00	1	3,875	580.78	CEDAR HILL
1103318236	SFR	CONDO	4 FAMILY	REFI	NOO	PURCHASE	N	6,625	6,625	103,250.00	103,250.00	1/1/04	12/1/04	12/1/04	CA	12/1/04	17/50.00	360	65.00	175,000.00	1	3,875	728.35	FREDERICKSBURG
1103318237	SFR	CONDO	4 FAMILY	REFI	NOO	PURCHASE	N	5,500	5,500	392,000.00	392,000.00	1/1/04	12/1/04	12/1/04	CA	12/1/04	17/50.00	360	70.00	560,000.00	1	3,875	1,796.67	ASHURIN
1103318238	SFR	CONDO	4 FAMILY	REFI	NOO	PURCHASE	N	5,000	5,000	490,000.00	490,000.00	1/1/04	12/1/04	12/1/04	VA	12/1/04	17/50.00	360	70.00	700,000.00	1	3,875	1,750.00	MATAMORAS
1103318242	SFR	CONDO	4 FAMILY	REFI	NOO	PURCHASE	N	6,625	6,625	511,000.00	511,000.00	1/1/04	12/1/04	12/1/04	MD	12/1/04	17/50.00	360	67.24	780,000.00	1	3,625	2,871.15	WOODBRIDGE
1103318250	SFR	CONDO	4 FAMILY	REFI	NOO	PURCHASE	N	6,125	6,125	112,000.00	112,000.00	1/1/04	12/1/04	12/1/04	MD	12/1/04	17/50.00	360	70.00	160,000.00	1	3,875	571.67	DISTRICT HEIGHTS
1103318252	SFR	CONDO	4 FAMILY	REFI	NOO	PURCHASE	N	6,375	6,375	95,000.00	95,000.00	1/1/04	12/1/04	12/1/04	RI	12/1/04	17/50.00	360	73.07	130,000.00	1	3,875	592.68	POMPANO BEACH
1103318263	SFR	CONDO	4 FAMILY	REFI	NOO	PURCHASE	N	8,000	8,000	208,000.00	208,000.00	1/1/04	12/1/04	12/1/04	FL	12/1/04	17/50.00	360	94.87	220,000.00	1	4,875	1,366.67	WARWICK
1103318279	SFR	CONDO	4 FAMILY	REFI	NOO	PURCHASE	N	5,750	5,750	170,000.00	170,000.00	1/1/04	12/1/04	12/1/04	FL	12/1/04	17/50.00	360	85.00	335,500.00	1	3,250	814.58	STUART
1103318280	SFR	CONDO	4 FAMILY	REFI	NOO	PURCHASE	N	6,625	6,625	146,000.00	146,000.00	1/1/04	12/1/04	12/1/04	NY	12/1/04	17/50.00	360	74.49	370,000.00	1	2,250	1,288.37	LONG BEACH
1103318288	SFR	CONDO	4 FAMILY	REFI	NOO	PURCHASE	N	4,250	4,250	543,000.00	543,000.00	1/1/05	12/1/04	12/1/04	NY	12/1/04	17/50.00	360	64.86	196,000.00	1	3,250	934.85	SUNRISE
1103318301	SFR	CONDO	4 FAMILY	REFI	NOO	PURCHASE	N	6,375	6,375	270,500.00	270,500.00	1/1/05	12/1/04	12/1/04	NY	12/1/04	17/50.00	360	69.35	390,000.00	1	0.000	1,687.57	BROOKLYN
1103318309	SFR	CONDO																						

1103319861	SFR	00	00	6.375	6.375	76,316.00	12/1/04	11/1/04	12/1/04	TX	12/1/04	476.11	360	80.00	100,000.00	1	0.000	476.11	ROANOKE
1103319862	PUD	00	00	6.375	6.375	154,000.00	12/1/04	11/1/04	12/1/04	TX	12/1/04	871.25	360	80.00	208,000.00	1	0.000	871.25	MCKINNEY
1103319863	PUD	00	00	6.250	6.250	250,100.00	12/1/04	11/1/04	12/1/04	TX	12/1/04	1,349.48	360	80.00	327,000.00	1	0.000	1,349.48	HURST
1103319864	SFR	00	00	6.125	6.125	79,120.00	12/1/04	11/1/04	12/1/04	TX	12/1/04	513.17	360	80.00	86,900.00	1	0.000	513.17	OAK WORTH
1103319865	SFR	00	00	6.125	6.125	133,600.00	12/1/04	11/1/04	12/1/04	CT	12/1/04	811.77	360	80.00	145,000.00	1	0.000	811.77	FAIRVILLE
1103319866	SFR	NOO	NOO	7.125	7.125	130,500.00	12/1/04	11/1/04	12/1/04	TX	12/1/04	774.84	360	80.00	145,000.00	1	0.000	774.84	KNOXVILLE
1103319867	SFR	NOO	NOO	7.375	7.375	95,920.00	12/1/04	11/1/04	12/1/04	TX	12/1/04	662.50	360	80.00	132,000.00	1	0.000	662.50	KNOWLES
1103319870	SFR	NOO	NOO	6.375	6.375	100,000.00	12/1/04	11/1/04	12/1/04	TX	12/1/04	623.87	360	80.00	125,000.00	1	0.000	623.87	FORT WORTH
1103319871	SFR	NOO	NOO	6.375	6.375	161,702.00	12/1/04	11/1/04	12/1/04	TX	12/1/04	859.04	360	80.00	195,000.00	1	0.000	859.04	GROVE CITY
1103319872	CONDO	NOO	NOO	7.625	7.625	100,800.00	12/1/04	11/1/04	12/1/04	TX	12/1/04	713.46	360	80.00	105,000.00	1	0.000	713.46	DALLAS
1103319873	SFR	NOO	NOO	7.000	7.000	82,800.00	12/1/04	11/1/04	12/1/04	TX	12/1/04	445.63	360	80.00	105,000.00	1	0.000	445.63	CARTWRIGHT
1103319875	SFR	NOO	NOO	6.500	6.500	245,500.00	12/1/04	11/1/04	12/1/04	CA	12/1/04	1,471.90	360	80.00	370,000.00	1	0.000	1,471.90	TRULUS HEIGHTS
1103319876	SFR	NOO	NOO	6.000	6.000	207,920.00	12/1/04	11/1/04	12/1/04	CA	12/1/04	1,104.57	360	80.00	259,900.00	1	0.000	1,104.57	SAN VEGAS
1103319877	D-PUDS	00	00	6.375	6.375	336,000.00	12/1/04	11/1/04	12/1/04	MN	12/1/04	1,960.00	360	80.00	420,000.00	1	3.500	1,960.00	SANT MICHAEL
1103320010	SFR	NOO	NOO	7.000	7.000	132,467.94	12/1/04	11/1/04	12/1/04	TX	12/1/04	758.57	360	80.00	167,500.00	1	3.250	758.57	ELENTRO
1103320011	CONDO	NOO	NOO	8.375	8.375	98,875.00	12/1/04	11/1/04	12/1/04	TX	12/1/04	631.87	360	80.00	133,000.00	1	0.000	631.87	LAREDO
1103320012	SFR	NOO	NOO	6.375	6.375	493,500.00	12/1/04	11/1/04	12/1/04	CA	12/1/04	3,078.80	360	80.00	705,000.00	1	0.000	3,078.80	LAKEWOOD
1103320013	SFR	NOO	NOO	8.000	8.000	130,500.00	12/1/04	11/1/04	12/1/04	CA	12/1/04	744.23	360	80.00	150,000.00	1	0.000	744.23	DALLAS
1103320153	CONDO	NOO	NOO	5.375	5.375	254,400.00	12/1/04	11/1/04	12/1/04	CA	12/1/04	1,471.90	360	80.00	318,000.00	1	5.125	1,471.90	SAN DIEGO
1103320163	SFR	NOO	NOO	6.500	6.500	207,920.00	12/1/04	11/1/04	12/1/04	CA	12/1/04	1,104.57	360	80.00	275,000.00	1	3.875	1,104.57	DEVER
1103320174	SFR	NOO	NOO	6.250	6.250	211,200.00	12/1/04	11/1/04	12/1/04	CA	12/1/04	1,136.90	360	80.00	225,000.00	1	0.000	1,136.90	SAN LEANDRO
1103320230	SFR	NOO	NOO	5.500	5.500	133,600.00	12/1/04	11/1/04	12/1/04	TX	12/1/04	758.57	360	80.00	167,500.00	1	3.250	758.57	ELENTRO
1103320246	D-PUDS	00	00	6.500	6.500	428,000.00	12/1/04	11/1/04	12/1/04	CA	12/1/04	2,400.00	360	80.00	500,000.00	1	3.750	2,400.00	VIRGINIA BEACH
1103320308	CONDO	00	00	7.500	7.500	263,550.00	12/1/04	11/1/04	12/1/04	CA	12/1/04	1,647.19	360	80.00	325,000.00	1	3.750	1,647.19	HIGHLANDS RANCH
1103320324	SFR	NOO	NOO	7.250	7.250	185,000.00	12/1/04	11/1/04	12/1/04	TX	12/1/04	918.60	360	80.00	160,000.00	1	0.000	918.60	PORT SAINT LUCIE
1103321325	D-PUDS	00	00	7.875	7.875	294,500.00	12/1/04	11/1/04	12/1/04	CA	12/1/04	1,932.66	360	80.00	311,500.00	1	0.000	1,932.66	BIG BEAR CITY
1103321367	SFR	NOO	NOO	5.375	5.375	266,700.00	12/1/04	11/1/04	12/1/04	NV	12/1/04	1,194.59	360	80.00	381,000.00	1	3.875	1,194.59	NORTH LAS VEGAS
1103321397	CONDO	00	00	5.500	5.500	268,000.00	12/1/04	11/1/04	12/1/04	CA	12/1/04	1,228.33	360	80.00	335,000.00	1	3.875	1,228.33	CRESCENTA
1103321429	CONDO	00	00	7.500	7.500	416,000.00	12/1/04	11/1/04	12/1/04	CA	12/1/04	2,340.00	360	80.00	522,000.00	1	3.750	2,340.00	GAITHERSBURG
1103321434	SFR	NOO	NOO	6.750	6.750	169,600.00	12/1/04	11/1/04	12/1/04	TX	12/1/04	1,145.50	360	80.00	237,000.00	1	3.750	1,145.50	FORT WASHINGTON
1103321435	SFR	NOO	NOO	7.250	7.250	189,600.00	12/1/04	11/1/04	12/1/04	TX	12/1/04	1,170.00	360	80.00	285,000.00	1	3.750	1,170.00	FRANCE FREDERICK
1103321438	SFR	NOO	NOO	6.750	6.750	304,000.00	12/1/04	11/1/04	12/1/04	TX	12/1/04	1,440.00	360	80.00	330,000.00	1	3.750	1,440.00	UPPER MARLBORO
1103321441	TOWNHOUS	00	00	6.000	6.000	160,000.00	12/1/04	11/1/04	12/1/04	MD	12/1/04	1,135.83	360	80.00	270,000.00	1	3.750	1,135.83	BALTIMORE
1103321442	TOWNHOUS	00	00	6.250	6.250	140,300.00	12/1/04	11/1/04	12/1/04	MD	12/1/04	534.44	360	80.00	128,000.00	1	3.750	534.44	BALTIMORE
1103321443	TOWNHOUS	00	00	5.750	5.750	163,600.00	12/1/04	11/1/04	12/1/04	MD	12/1/04	733.33	360	80.00	176,000.00	1	3.750	733.33	BALTIMORE
1103321445	TOWNHOUS	00	00	7.000	7.000	149,900.00	12/1/04	11/1/04	12/1/04	MD	12/1/04	872.67	360	80.00	212,000.00	1	3.750	872.67	HAGERSTOWN
1103321446	TOWNHOUS	00	00	6.750	6.750	179,900.00	12/1/04	11/1/04	12/1/04	MD	12/1/04	989.44	360	80.00	187,000.00	1	3.750	989.44	MANNASSAS
1103321447	TOWNHOUS	NOO	NOO	6.000	6.000	196,000.00	12/1/04	11/1/04	12/1/04	VA	12/1/04	980.00	360	80.00	250,000.00	1	3.750	980.00	MUMFRIES
1103321448	TOWNHOUS	NOO	NOO	7.250	7.250	256,000.00	12/1/04	11/1/04	12/1/04	VA	12/1/04	1,440.00	360	80.00	330,000.00	1	3.750	1,440.00	UPPER MARLBORO
1103321454	SFR	NOO	NOO	6.500	6.500	188,000.00	12/1/04	11/1/04	12/1/04	MD	12/1/04	1,135.83	360	80.00	270,000.00	1	3.750	1,135.83	BALTIMORE
1103321457	SFR	NOO	NOO	6.250	6.250	264,000.00	12/1/04	11/1/04	12/1/04	MD	12/1/04	534.44	360	80.00	128,000.00	1	3.750	534.44	BALTIMORE
1103321464	SFR	NOO	NOO	7.250	7.250	231,900.00	12/1/04	11/1/04	12/1/04	VA	12/1/04	1,401.06	360	80.00	292,000.00	1	3.750	1,401.06	MUMFRIES
1103321493	SFR	NOO	NOO	6.500	6.500	84,000.00	12/1/04	11/1/04	12/1/04	CA	12/1/04	1,655.46	360	80.00	315,000.00	1	3.750	1,655.46	FONTANA
1103321582	SFR	NOO	NOO	5.000	5.000	372,000.00	12/1/04	11/1/04	12/1/04	MI	12/1/04	530.84	360	80.00	405,000.00	1	0.000	530.84	ALPENA
1103321583	SFR	NOO	NOO	5.125	5.125	540,000.00	12/1/04	11/1/04	12/1/04	CA	12/1/04	1,550.00	360	80.00	605,000.00	1	2.250	1,550.00	SAN JOSE
1103321584	SFR	NOO	NOO	5.000	5.000	400,000.00	12/1/04	11/1/04	12/1/04	CA	12/1/04	2,306.25	360	80.00	540,000.00	1	2.250	2,306.25	SONOMA
1103321585	2-FAMILY	NOO	NOO	5.875	5.875	437,500.00	12/1/04	11/1/04	12/1/04	CA	12/1/04	1,666.67	360	80.00	675,000.00	1	2.250	1,666.67	SONOMA
1103321586	SFR	NOO	NOO	5.875	5.875	178,500.00	12/1/04	11/1/04	12/1/04	CA	12/1/04	2,141.93	360	80.00	625,000.00	1	2.250	2,141.93	SALINAS
1103321587	SFR	NOO	NOO	5.000	5.000	624,000.00	12/1/04	11/1/04	12/1/04	CA	12/1/04	2,600.00	360	80.00	785,000.00	1	2.250	2,600.00	DANVILLE
1103321588	PUD	00	00	5.250	5.250	1,000,000.00	12/1/04	11/1/04	12/1/04	CA	12/1/04	4,375.00	360	80.00	1,450,000.00	1	2.250	4,375.00	MILL VALLEY
1103321590	CONDO	00	00	5.375	5.375	290,000.00	12/1/04	11/1/04	12/1/04	CA	12/1/04	1,164.58	360	80.00	375,000.00	1	2.250	1,164.58	IONE
1103321591	CONDO	00	00	5.125	5.125	447,500.00	12/1/04	11/1/04	12/1/04	CA	12/1/04	1,911.20	360	80.00	650,000.00	1	2.250	1,911.20	SAN FRANCISCO
1103321601	SFR	NOO	NOO	6.375	6.375	240,000.00	12/1/04	11/1/04	12/1/04	CA	12/1/04	1,023.15	360	80.00	334,500.0				

1103321635	SFR	NOO	PURCHASE	N	N	5.175	5.175	181,600.00	181,600.00	11/10/04	10/17/04	GA	12/10/04	N	227,000.00	1	3,250	775.58	369	80.00	12/10/04	30319	12/10/04	1	BA0605DI
1103321636	PUD	NOO	PURCHASE	N	N	6.500	6.500	142,500.00	142,500.00	12/10/04	11/17/04	NJ	12/10/04	N	153,500.00	1	3,250	771.88	360	95.00	12/10/04	80724	12/10/04	12	BA0605DI
1103321637	SFR	NOO	PURCHASE	N	N	5.875	5.875	128,000.00	128,000.00	12/10/04	11/17/04	GA	12/10/04	N	160,000.00	1	3,250	626.67	360	80.00	12/10/04	30314	12/10/04	1	BA0605DI
1103321638	SFR	NOO	PURCHASE	N	N	5.375	5.375	180,000.00	180,000.00	12/10/04	11/17/04	NJ	12/10/04	N	450,000.00	1	3,250	806.25	360	40.00	12/10/04	8	BA1605DI	8	BA1605DI
1103321639	SFR	NOO	PURCHASE	N	N	5.000	5.000	372,000.00	372,000.00	12/10/04	11/17/04	GA	12/10/04	N	480,000.00	1	3,250	1,550.00	360	80.00	12/10/04	30866	12/10/04	8	BA0605DI
1103321640	SFR	NOO	REFI	N	N	7.375	7.375	97,000.00	97,000.00	12/10/04	11/17/04	ME	12/10/04	N	160,000.00	1	3,250	596.15	360	60.63	12/10/04	40106	12/10/04	8	BA0605DI
1103321641	SFR	NOO	REFI	N	N	7.375	7.375	152,000.00	152,000.00	12/10/04	11/17/04	FL	12/10/04	N	196,500.00	1	3,250	807.50	360	80.00	12/10/04	40106	12/10/04	8	BA0605DI
1103321642	SFR	NOO	REFI	N	N	7.375	7.375	97,000.00	97,000.00	12/10/04	11/17/04	ME	12/10/04	N	161,000.00	1	3,250	598.15	360	60.25	12/10/04	40106	12/10/04	8	BA0605DI
1103321644	SFR	NOO	REFI	N	N	6.625	6.625	320,500.00	320,500.00	12/10/04	11/17/04	MD	12/10/04	N	405,000.00	1	3,250	1,769.43	360	79.14	12/10/04	21917	12/10/04	12	BA1605DI
1103321645	SFR	NOO	PURCHASE	N	N	5.250	5.250	177,555.00	177,555.00	12/10/04	11/17/04	GA	12/10/04	N	182,000.00	1	3,250	924.77	360	95.00	12/10/04	80881	12/10/04	12	BA1605DI
1103321647	PUDO	NOO	REFI	N	N	5.250	5.250	184,000.00	184,000.00	12/10/04	11/17/04	NJ	12/10/04	N	215,000.00	1	3,250	1,664.06	360	89.29	12/10/04	34221	12/10/04	2	BA0605DI
1103321687	PUDO	NOO	REFI	N	N	8.875	8.875	225,000.00	225,000.00	12/10/04	11/17/04	MO	11/05	N	252,000.00	1	0.000	429.35	360	90.00	11/05	74066	12/22/04	2	BR0630
1103321688	SFR	NOO	PURCHASE	N	N	7.625	7.625	60,650.00	60,296.46	12/10/04	11/17/04	NC	11/05	N	106,000.00	1	0.000	526.98	360	72.88	11/05	34689	12/22/04	12	BR0630
1103321706	SFR	NOO	REFI	N	N	7.250	7.250	77,129.11	77,129.11	12/10/04	11/17/04	FL	11/05	N	174,000.00	1	0.000	294.25	360	15.00	11/05	33809	12/22/04	1	TF2615
1103321727	SFR	NOO	PURCHASE	N	N	10.750	10.750	26,250.00	26,250.00	12/10/04	11/17/04	CA	12/10/04	N	275,000.00	1	0.000	294.25	360	15.00	12/10/04	95204	12/22/04	2	PA0605E
1103321768	SFR	NOO	PURCHASE	N	N	4.875	4.875	440,000.00	440,000.00	12/10/04	10/17/04	CA	12/10/04	N	895,000.00	1	3,750	1,787.50	360	30.10	12/10/04	95204	12/10/04	2	PA0605E
1103321775	SFR	NOO	PURCHASE	N	N	10.875	10.875	80,250.00	80,227.67	12/10/04	10/17/04	CA	12/10/04	N	250,000.00	1	0.000	471.45	360	49.16	12/10/04	95204	12/10/04	2	PA0605E
1103321779	SFR	NOO	PURCHASE	N	N	12.125	12.125	80,250.00	80,227.67	12/10/04	10/17/04	CA	12/10/04	N	250,000.00	1	0.000	471.45	360	49.16	12/10/04	95204	12/10/04	2	PA0605E
1103321785	SFR	NOO	PURCHASE	N	N	6.750	6.750	195,000.00	194,832.11	11/05	12/17/04	CA	12/10/04	N	321,000.00	1	4,500	833.19	360	25.00	12/10/04	95206	12/20/04	7	SA4603E
1103321790	P-DUPS	2ND	PURCHASE	N	N	5.625	5.625	260,700.00	260,700.00	11/05	12/17/04	CA	12/10/04	N	285,000.00	1	3,750	1,264.77	360	68.43	12/10/04	89122	12/10/04	7	SA4603E
1103321791	P-DUPS	2ND	PURCHASE	N	N	12.125	12.125	93,100.00	93,074.09	11/05	12/17/04	NV	11/05	N	374,000.00	1	0.000	966.61	360	24.90	11/05	89122	12/10/04	2	PA0602E
1103321792	SFR	NOO	PURCHASE	N	N	6.875	6.875	186,900.00	186,900.00	21/05	11/15/05	UT	11/05	N	287,000.00	1	3,750	1,070.78	360	70.00	11/05	84049	12/22/04	7	SA1605E
1103321800	D-PUDS	NOO	REFI	N	N	10.750	10.750	68,950.00	68,950.00	11/05	12/17/04	AZ	11/05	N	690,000.00	1	0.000	643.64	360	10.00	11/05	85255	12/10/04	2	PA0605E
1103321806	SFR	NOO	PURCHASE	N	N	7.875	7.875	269,500.00	269,500.00	11/05	12/17/04	CA	12/10/04	N	565,000.00	1	3,750	2,940.00	360	80.00	12/10/04	33176	12/10/04	2	PA1630DI
1103321836	CONDO	NOO	PURCHASE	N	N	5.000	5.000	469,000.00	469,000.00	11/05	12/17/04	CA	12/10/04	N	385,000.00	1	3,250	1,122.92	360	70.00	12/10/04	91910	12/10/04	2	PA1630DI
1103321849	CONDO	NOO	PURCHASE	N	N	10.500	10.500	77,000.00	77,000.00	11/05	12/17/04	CA	12/10/04	N	395,000.00	1	0.000	704.35	360	20.00	12/10/04	91910	12/10/04	2	PA1630DI
1103321873	CONDO	NOO	PURCHASE	N	N	7.750	7.750	134,910.00	134,910.00	11/05	12/17/04	FL	11/05	N	154,000.00	1	0.000	871.29	360	90.00	12/10/04	33166	12/10/04	8	EF1630I
1103321929	CONDO	NOO	REFI	N	N	6.125	6.125	234,500.00	234,500.00	11/05	12/17/04	CA	12/10/04	N	335,000.00	1	3,875	1,196.83	360	70.00	12/10/04	33166	12/22/04	2	PA2602E
1103321957	D-PUDS	NOO	REFI	N	N	6.250	6.250	280,000.00	280,000.00	11/05	12/17/04	CA	12/10/04	N	500,000.00	1	3,000	1,421.88	360	70.00	12/10/04	92078	12/20/04	2	PA2602E
1103322110	SFR	NOO	PURCHASE	N	N	5.500	5.500	338,474.70	338,474.70	11/05	12/17/04	CA	12/10/04	N	880,000.00	1	3,500	2,566.67	360	80.00	12/10/04	92656	12/27/04	2	PA0405E
1103322111	SFR	NOO	PURCHASE	N	N	11.000	11.000	203,000.00	203,000.00	11/05	12/17/04	CA	12/10/04	N	880,000.00	1	0.000	876.05	360	70.00	12/10/04	93536	12/20/04	2	PA06030
1103322119	CONDO	NOO	PURCHASE	N	N	9.625	9.625	100,700.00	100,700.00	11/05	12/17/04	CA	12/10/04	N	198,000.00	1	0.000	377.12	360	20.00	12/10/04	93536	12/20/04	2	PA06030
1103322184	SFR	NOO	PURCHASE	N	N	6.000	6.000	221,379.40	221,379.40	11/05	12/17/04	MD	11/05	N	277,000.00	1	3,250	1,328.60	360	95.00	11/05	91715	11/16/04	12	PA1602E
1103322190	SFR	NOO	PURCHASE	N	N	9.125	9.125	187,150.00	187,150.00	11/05	12/17/04	CA	12/10/04	N	319,000.00	1	0.000	576.34	360	25.00	12/10/04	94098	12/22/04	2	PA0602E
1103322204	SFR	NOO	PURCHASE	N	N	12.250	12.250	55,000.00	55,000.00	11/05	12/17/04	FL	11/05	N	197,000.00	1	0.000	1,522.71	360	95.00	12/10/04	94098	12/22/04	2	PA0602E
1103322210	SFR	NOO	PURCHASE	N	N	5.625	5.625	333,000.00	333,000.00	11/05	12/17/04	CA	12/10/04	N	480,000.00	1	3,875	1,560.94	360	67.96	12/10/04	92111	12/20/04	1	PA2403E
1103322246	D-PUDS	NOO	PURCHASE	N	N	5.250	5.250	132,930.00	132,930.00	11/05	12/17/04	CA	12/10/04	N	190,000.00	1	3,250	581.57	360	70.00	12/10/04	92111	12/20/04	1	PA2403E
1103322254	D-PUDS	NOO	PURCHASE	N	N	5.500	5.500	165,879.00	165,879.00	11/05	12/17/04	CA	12/10/04	N	200,000.00	1	3,250	690.26	360	31.96	12/10/04	93991	12/20/04	1	PA2403E
1103322282	D-PUDS	NOO	PURCHASE	N	N	5.750	5.750	108,000.00	107,881.24	11/05	12/17/04	SC	11/05	N	340,000.00	1	3,500	830.56	360	90.00	12/10/04	94666	12/20/04	15	EA1602E
1103322340	4-FAMILY	NOO	REFI	N	N	5.500	5.500	203,000.00	203,000.00	11/05	12/17/04	CA	12/10/04	N	329,000.00	1	3,875	930.42	360	61.71	12/10/04	94666	12/20/04	15	EA1602E
1103322347	4-FAMILY	NOO	REFI	N	N	6.375	6.375	213,000.00	213,000.00	11/05	12/17/04	CA	12/10/04	N	505,000.00	1	0.000	1,131.56	360	42.18	12/10/04	94666	12/20/04	2	SA2605E
1103322382	SFR	NOO	PURCHASE	N	N	7.500	7.500	70,000.00	70,000.00	11/05	12/17/04	CA	11/05	N	83,000.00	1	0.000	489.45	360	84.34	11/05	91730	12/10/04	2	PA430I
1103322412	SFR	NOO	PURCHASE	N	N	5.000	5.000	162,000.00	162,000.00	11/05	12/17/04	CA	11/05	N	260,000.00										

1103227598	SFR	NO	PURCHASE	N	7.500	7.500	125,500.00	123,316.12	12/10/04	11/13/04	11/13/04	NJ	11/05	11/05	360	350	80.00	80.00	132,000.00	1	0.000	863.53	863.53	12/14/04	7	BF2630
1103227600	SFR	NO	PURCHASE	N	6.000	6.000	468,000.00	449,123.02	12/10/04	11/13/04	11/13/04	NY	11/05	11/05	360	350	80.00	80.00	785,000.00	1	0.000	2,734.25	2,734.25	12/14/04	1	BF0530
1103227602	SFR	NO	PURCHASE	N	6.000	6.000	480,000.00	465,065.87	12/10/04	11/13/04	11/13/04	NY	11/05	11/05	360	350	80.00	80.00	795,000.00	1	0.000	2,805.90	2,805.90	12/14/04	2	BF0530
1103227603	SFR	NO	PURCHASE	N	5.875	6.375	480,000.00	235,531.01	11/04/04	11/13/04	12/13/03	NY	11/05	11/05	360	360	78.63	71.04	305,000.00	1	0.000	1,248.44	1,248.44	12/14/04	8	BF0630
1103227608	SFR	NO	REFI	Y	6.400	6.400	180,000.00	182,000.00	11/05/04	12/13/04	12/13/04	CA	11/05	12/14/04	360	360	62.76	62.76	230,000.00	1	0.000	1,138.42	1,138.42	12/10/04	2	PF2430
1103227616	SFR	NO	PURCHASE	N	6.500	6.500	220,000.00	219,801.10	11/05/04	12/13/04	12/13/04	CA	11/05	11/05	360	360	75.87	75.87	230,000.00	1	0.000	1,390.55	1,390.55	12/24/04	2	PF2430
1103227654	SFR	NO	PURCHASE	N	6.750	6.750	84,000.00	83,936.08	11/05/04	12/13/04	12/13/04	TX	11/05	11/05	360	360	80.00	80.00	143,000.00	1	0.000	705.67	705.67	12/24/04	2	PF1430
1103227668	SFR	NO	PURCHASE	N	5.625	5.625	168,000.00	168,000.00	2/10/05	11/13/05	11/13/05	CA	11/05	11/05	360	360	70.00	70.00	215,000.00	1	0.000	787.50	787.50	12/24/04	2	PF2630
1103227882	SFR	NO	REFI	Y	6.500	6.500	128,250.00	128,250.00	2/10/05	11/13/05	11/13/05	CA	11/05	11/05	360	360	90.00	90.00	265,000.00	1	3.750	1,939.42	1,939.42	12/24/04	7	EF1630
1103227883	SFR	NO	REFI	Y	4.625	4.625	355,000.00	355,000.00	11/05/04	12/13/04	12/13/04	CA	11/05	11/05	360	360	95.00	95.00	135,000.00	1	0.000	810.63	810.63	12/24/04	7	PF0630
1103227913	SFR	NO	PURCHASE	N	4.625	4.625	352,800.00	352,800.00	11/05/04	12/13/04	12/13/04	CA	11/05	11/05	360	360	59.17	59.17	630,000.00	1	3.750	1,368.23	1,368.23	12/24/04	2	PA0605I
1103227922	SFR	NO	PURCHASE	N	6.375	6.375	128,000.00	128,000.00	11/05/04	12/13/04	12/13/04	AZ	11/05	11/05	360	360	71.58	71.58	504,000.00	1	3.752	1,359.75	1,359.75	12/10/04	2	PA0430E
1103227932	SFR	NO	PURCHASE	N	5.875	5.875	358,000.00	358,000.00	11/05/04	12/13/04	12/13/04	CA	11/05	11/05	360	360	81.37	81.37	165,000.00	1	3.525	680.00	680.00	12/24/04	1	PA0603E
1103227937	SFR	NO	PURCHASE	N	8.375	8.375	247,000.00	247,000.00	11/05/04	12/13/04	12/13/04	MD	11/05	11/05	360	360	95.00	95.00	440,000.00	1	4.375	1,752.71	1,752.71	12/9/04	1	PA0402E
1103227947	SFR	NO	REFI	Y	7.250	7.250	71,600.00	71,544.14	11/05/04	12/13/04	12/13/04	NC	11/05	11/05	360	360	80.00	80.00	103,000.00	1	0.000	488.44	488.44	12/7/04	12	EA1630DI
1103227991	SFR	NO	PURCHASE	N	5.500	5.500	308,000.00	308,000.00	11/05/04	12/13/04	12/13/04	PA	11/05	11/05	360	360	80.00	80.00	215,000.00	1	0.000	1,579.63	1,579.63	12/28/04	12	PF2615
1103228084	SFR	NO	REFI	Y	7.875	7.875	165,000.00	165,000.00	11/05/04	12/13/04	12/13/04	FL	11/05	11/05	360	360	70.00	70.00	385,000.00	1	3.500	1,411.67	1,411.67	12/21/04	12	PA0402I
1103228089	SFR	NO	REFI	Y	6.000	6.000	371,000.00	371,000.00	11/05/04	12/13/04	12/13/04	CA	11/05	11/05	360	360	69.35	69.35	305,000.00	1	0.000	1,855.00	1,855.00	12/21/04	8	PF6630
1103228159	SFR	NO	PURCHASE	N	8.110	8.110	183,200.00	182,958.78	11/04/04	11/13/04	11/13/04	NJ	11/05	11/05	360	360	24.99	24.99	229,000.00	1	5.000	1,358.33	1,358.33	12/30/04	2	PA0402I
1103228151	PUID	NO	REFI	Y	5.250	5.250	560,000.00	560,000.00	11/05/04	12/13/04	12/13/04	FL	11/05	11/05	360	360	70.00	70.00	800,000.00	1	3.000	2,450.00	2,450.00	12/10/04	2	PA1603E
1103228152	PUID	NO	REFI	Y	5.875	5.875	182,000.00	182,000.00	11/05/04	12/13/04	12/13/04	FL	11/05	11/05	360	360	69.46	69.46	282,000.00	1	3.750	891.04	891.04	11/24/04	2	PA1603E
1103228154	PUID	NO	REFI	Y	4.875	4.875	658,000.00	658,000.00	12/10/04	11/13/04	11/13/04	NY	11/05	11/05	360	360	65.00	65.00	1,000,000.00	1	6.350	2,143.79	2,143.79	11/24/04	2	PA1603E
1103228156	PUID	NO	REFI	Y	6.125	6.125	693,000.00	693,000.00	12/10/04	11/13/04	11/13/04	VA	11/05	11/05	360	360	66.00	66.00	520,000.00	1	3.875	3,537.19	3,537.19	11/26/04	2	PA1603E
1103228158	PUID	NO	REFI	Y	5.875	5.875	275,800.00	275,518.81	12/10/04	11/13/04	11/13/04	CO	11/05	11/05	360	360	78.80	78.80	305,000.00	1	3.500	1,631.46	1,631.46	11/26/04	2	BA1605E
1103228160	PUID	NO	REFI	Y	5.875	5.875	184,500.00	184,311.89	12/10/04	11/13/04	11/13/04	CO	11/05	11/05	360	360	90.00	90.00	350,000.00	1	4.500	2,752.02	2,752.02	11/26/04	2	BA1605E
1103228162	SFR	NO	REFI	Y	6.500	6.500	435,400.00	435,006.40	12/10/04	11/13/04	11/13/04	FL	11/05	11/05	360	360	70.00	70.00	325,000.00	1	4.250	1,419.69	1,419.69	11/26/04	2	BA1605E
1103228165	SFR	NO	REFI	Y	7.380	7.380	258,000.00	257,606.55	11/04/04	11/13/04	11/13/04	NJ	11/05	11/05	360	360	79.38	79.38	622,000.00	1	6.350	1,984.53	1,984.53	11/26/04	2	PA2602E
1103228166	SFR	NO	REFI	Y	4.875	4.875	144,330.00	144,330.00	11/05/04	12/13/04	12/13/04	NY	11/05	11/05	360	360	30.00	30.00	283,000.00	1	3.750	876.96	876.96	11/26/04	1	BA0605E
1103228189	SFR	NO	PURCHASE	N	12.875	12.875	417,500.00	417,400.18	11/05/04	12/13/04	12/13/04	CA	11/05	11/05	360	360	25.00	25.00	175,000.00	1	0.000	457.76	457.76	11/26/04	2	BF0630
1103228210	D-PUDS	NO	PURCHASE	N	5.625	5.625	571,200.00	571,200.00	11/05/04	12/13/04	12/13/04	CA	11/05	11/05	360	360	80.00	80.00	714,000.00	1	3.750	2,677.50	2,677.50	12/24/04	2	PA0605I
1103228243	D-PUDS	NO	REFI	Y	5.750	5.750	497,000.00	497,000.00	11/05/04	12/13/04	12/13/04	CA	11/05	11/05	360	360	70.00	70.00	725,000.00	1	3.875	2,381.46	2,381.46	12/24/04	2	PA0403E
1103228274	SFR	NO	REFI	Y	8.440	8.440	180,000.00	180,000.00	10/10/04	9/12/04	9/12/04	CA	11/05	11/05	360	360	90.00	90.00	200,000.00	1	6.750	1,266.00	1,266.00	11/15/04	2	BA3402I
1103228309	SFR	NO	REFI	Y	6.950	6.950	235,800.00	235,210.99	10/10/04	9/12/04	9/12/04	CA	11/05	11/05	360	360	90.00	90.00	262,000.00	1	6.750	1,560.87	1,560.87	11/15/04	2	BA3402E
1103228311	SFR	NO	REFI	Y	6.250	6.250	420,000.00	420,000.00	10/10/04	11/13/04	11/13/04	CA	11/05	11/05	360	360	80.00	80.00	525,000.00	1	5.990	2,187.50	2,187.50	11/15/04	1	BA3602I
1103228313	SFR	NO	REFI	Y	6.340	6.340	213,600.00	213,600.00	12/10/04	11/13/04	11/13/04	CA	11/05	11/05	360	360	80.00	80.00	267,000.00	1	5.990	1,837.50	1,837.50	11/15/04	4	BA3602I
1103228317	SFR	NO	REFI	Y	8.290	8.290	400,000.00	399,999.99	11/04/04	11/13/04	11/13/04	CA	11/05	11/05	360	360	88.88	88.88	445,000.00	1	5.990	1,616.38	1,616.38	11/15/04	4	BA3602I
1103228320	SFR	NO	REFI	Y	7.250	7.250	335,000.00	335,000.00	11/04/04	11/13/04	11/13/04	CA	11/05	11/05	360	360	79.76	79.76	420,000.00	1	5.990	1,716.38	1,716.38	11/15/04	1	BA1402I
1103228321	SFR	NO	REFI	Y	6.290	6.290	414,000.00	414,000.00	11/04/04	11/13/04	11/13/04	CA	11/05	11/05	360	360	82.67	82.67	520,000.00	1	5.990	2,170.05	2,170.05	11/15/04	4	BA2402I
1103228324	SFR	NO	REFI	Y	5.750	5.750	352,000.00	352,000.00	12/10/04	11/13/04	11/13/04	CA	11/05	11/05	360	360	80.00	80.00	448,000.00	1	5.990	1,986.67	1,986.67	11/15/04	1	BA2602I
1103228333	SFR	NO	REFI	Y	6.125	6.125	358,400.00	358,400.00	11/04/04	11/13/04	11/13/04	CA	11/05	11/05	360	360										

Qty_FileLayout_Generic_xls

1103323623	SFR	CO	REF	Y	5.025	472,560.00	472,560.00	217.05	1/17/25	2,214.84	3.00	70.00	CA	11/05	675,000.00	1	3.750	2,214.84	TILGHUSAND OAKS	PA6030E	12/27/04	51320
1103323623	SFR	CO	REF	Y	12.125	152,100.00	152,100.00	217.04	1/17/19	1,179.17	1.00	28.00	CA	11/05	575,000.00	2	0.000	1,179.17	MURRIETA	PA16300	12/15/04	98563
1103323647	PUD	NOO	PURCHASE	Y	11.750	36,230.00	36,230.00	121.004	1/17/19	567.79	1.00	15.00	NV	11/05	375,000.00	2	0.000	567.79	BURRO	UR16300	12/15/04	88521
1103323667	SFR	NOO	PURCHASE	N	10.075	40,000.00	40,000.00	121.004	1/17/19	382.16	1.00	19.00	CA	11/05	400,000.00	1	0.000	382.16	VISTA	UR66300	12/13/04	92084
1103323662	SFR	NOO	REF	Y	12.000	71,500.00	71,500.00	121.004	1/17/19	706.59	1.00	15.00	CA	11/05	369,000.00	2	0.000	706.59	TEMEQUILA	UR66300	12/13/04	92582
1103323687	SFR	NOO	PURCHASE	Y	11.250	72,750.00	72,750.00	121.004	1/17/19	706.59	1.00	15.00	CA	11/05	435,000.00	2	0.000	706.59	SANTE	UR66300	12/13/04	92071
1103323650	SFR	NOO	PURCHASE	N	10.050	47,000.00	47,000.00	117.004	1/07/19	441.24	1.00	20.00	FL	12/10/04	235,000.00	2	0.000	441.24	FORT MYERS	TR16300	12/13/04	92084
1103323681	SFR	NOO	PURCHASE	N	6.750	256,000.00	256,000.00	117.004	1/07/19	1,699.74	3.00	78.00	FL	12/10/04	320,000.00	2	0.000	1,699.74	PHOENIX	TR63000	12/15/04	85003
1103323694	SFR	NOO	REF	Y	10.250	132,000.00	132,000.00	117.004	1/07/19	846.75	1.00	30.00	AZ	12/10/04	320,000.00	2	0.000	846.75	PHOENIX	TR63000	12/15/04	85003
1103323688	SFR	NOO	PURCHASE	Y	6.250	232,000.00	232,000.00	117.004	1/07/19	1,584.94	3.00	69.00	AZ	12/10/04	315,000.00	2	3.250	1,584.94	COLORADO SPRINGS	PA40421	12/22/04	80918
1103323904	CONDO	NOO	REF	Y	5.375	319,000.00	319,000.00	117.004	1/07/19	1,874.31	3.00	69.00	DC	11/05	315,000.00	2	3.250	1,874.31	WASHINGTON	PA40421	12/22/04	20011
1103323928	CONDO	NOO	PURCHASE	N	5.625	389,000.00	389,000.00	117.004	1/07/19	2,349.23	3.00	70.00	VA	11/05	430,000.00	2	3.000	2,349.23	ALEXANDRIA	PA4030E	12/17/04	22306
1103323928	2-FAMILY	NOO	PURCHASE	N	6.500	313,000.00	313,000.00	117.004	1/07/19	1,870.31	3.00	70.00	CA	11/05	661,000.00	2	3.250	1,870.31	MURRIETA	PA4030E	12/15/04	92582
1103323932	2-FAMILY	NOO	PURCHASE	N	6.125	419,000.00	419,000.00	117.004	1/07/19	2,581.17	3.00	70.00	FL	11/05	130,000.00	2	3.750	2,581.17	ORLANDO	PA4030E	12/29/04	32828
1103323934	D-PUDS	NOO	PURCHASE	N	4.750	142,500.00	142,500.00	117.004	1/07/19	2,989.75	3.00	55.50	CA	11/05	1,350,000.00	2	3.250	2,989.75	LONG BEACH	PA1402E	12/13/04	90680
1103323985	SFR	NOO	PURCHASE	Y	13.500	71,000.00	71,000.00	117.004	1/07/19	1,632.21	1.00	25.00	CA	11/05	661,000.00	2	0.000	1,632.21	MURRIETA	PA40421	12/23/04	90803
1103323985	SFR	NOO	PURCHASE	Y	3.250	865,000.00	865,000.00	117.004	1/07/19	326.87	3.00	70.00	AZ	11/05	1,150,000.00	2	3.750	326.87	PHOENIX	PA6030E	12/15/04	85007
1103324069	SFR	NOO	REF	Y	3.250	222,000.00	222,000.00	117.004	1/07/19	3,695.73	3.00	70.00	CA	11/05	1,150,000.00	2	3.250	3,695.73	LAS VEGAS	PA6030E	12/15/04	90036
1103324226	SFR	NOO	PURCHASE	N	11.250	165,000.00	165,000.00	117.004	1/07/19	1,409.66	3.00	80.00	MD	12/10/04	290,000.00	2	3.750	1,409.66	HYATTSVILLE	TR63000	12/23/04	20783
1103324262	SFR	NOO	PURCHASE	N	5.250	265,300.00	265,300.00	117.004	1/07/19	1,189.69	3.00	30.00	CA	12/10/04	379,000.00	2	0.000	1,189.69	IRVINE	TR63000	11/28/04	91701
1103324262	SFR	NOO	PURCHASE	N	5.250	322,500.00	322,500.00	117.004	1/07/19	1,385.42	3.00	70.00	CA	12/10/04	425,000.00	2	3.000	1,385.42	SANTA ANA	PA6030E	12/20/04	91695
1103324291	SFR	NOO	REF	Y	5.250	190,000.00	190,000.00	117.004	1/07/19	831.25	3.00	64.41	CA	11/05	295,000.00	2	3.000	831.25	SACRAMENTO	PA1605E	12/22/04	92704
1103324304	CONDO	NOO	REF	Y	5.375	130,800.00	130,800.00	117.004	1/07/19	732.72	3.00	56.90	CA	12/10/04	230,000.00	2	3.875	732.72	SANTA ANA	PA1605E	12/21/04	92704
1103324313	SFR	NOO	REF	Y	4.875	492,000.00	492,000.00	117.004	1/07/19	1,998.75	3.00	66.49	CA	11/05	740,000.00	2	3.750	1,998.75	PLEASANTON	PA6065E	12/16/04	94566
1103324313	SFR	NOO	REF	Y	4.875	116,800.00	116,800.00	117.004	1/07/19	669.17	3.00	45.67	CA	11/05	450,000.00	2	3.750	669.17	PLEASANTON	PA6065E	12/16/04	94566
1103324338	SFR	NOO	REF	Y	6.975	232,784.19	232,784.19	117.004	1/07/19	1,453.62	3.00	80.00	CO	12/10/04	146,000.00	2	4.250	1,453.62	LEMON GROVE	EA3B20E	12/15/04	81625
1103324415	SFR	NOO	REF	Y	4.500	180,600.00	180,600.00	117.004	1/07/19	790.13	3.00	35.00	NV	12/10/04	435,000.00	2	3.625	790.13	LAS VEGAS	BA3B20E	12/15/04	89123
1103324417	D-PUDS	NOO	REF	Y	4.500	327,000.00	327,000.00	117.004	1/07/19	4,976.25	3.00	42.80	CA	12/10/04	258,000.00	2	3.250	4,976.25	TAHOMA	BA3B20E	12/15/04	89123
1103324418	D-PUDS	NOO	REF	Y	4.500	388,000.00	388,000.00	117.004	1/07/19	1,886.67	3.00	80.00	CA	12/10/04	460,000.00	2	2.500	1,886.67	SANTA ROSA	BA3B20E	12/15/04	96142
1103324419	D-PUDS	NOO	REF	Y	4.500	800,000.00	800,000.00	117.004	1/07/19	1,443.00	3.00	65.00	CA	12/10/04	592,000.00	2	2.250	1,443.00	ROSEVILLE	BA3B20E	12/15/04	95474
1103324421	PUD	NOO	PURCHASE	Y	4.500	750,000.00	750,000.00	121.004	1/07/19	3,359.37	3.00	66.66	CA	12/10/04	1,200,000.00	2	2.250	3,359.37	DISCOVERY BAY	BA2602E	12/15/04	94514
1103324423	SFR	NOO	REF	Y	5.375	342,400.00	342,400.00	121.004	1/07/19	1,786.12	3.00	68.80	CA	12/10/04	1,090,000.00	2	2.250	1,786.12	MENLO PARK	BA2602E	12/15/04	94025
1103324423	SFR	NOO	REF	Y	5.000	336,000.00	336,000.00	121.004	1/07/19	1,540.00	3.00	79.52	CA	12/10/04	428,000.00	2	2.750	1,540.00	SANTA ROSA	BA2430E	12/15/04	95403
1103324435	SFR	NOO	PURCHASE	N	5.125	312,800.00	312,800.00	117.004	1/07/19	1,335.92	3.00	80.00	CA	12/10/04	400,000.00	2	2.250	1,335.92	NAPA	BA1603E	12/15/04	94559
1103324435	SFR	NOO	PURCHASE	N	4.875	559,200.00	559,200.00	117.004	1/07/19	2,271.75	3.00	80.00	CA	12/10/04	699,000.00	2	2.250	2,271.75	SAN RAFAEL	BA1603E	12/15/04	94903
1103324438	SFR	NOO	REF	Y	6.250	384,000.00	384,000.00	117.004	1/07/19	2,640.63	3.00	77.84	CA	12/10/04	480,000.00	2	5.000	2,640.63	SANTA ROSA	BA3030E	12/15/04	94514
1103324438	SFR	NOO	REF	Y	4.875	650,000.00	650,000.00	117.004	1/07/19	1,458.33	3.00	67.30	CA	12/10/04	835,000.00	2	2.250	1,458.33	PETALUMA	BA3030E	12/15/04	94514
1103324439	SFR	NOO	REF	Y	5.125	196,000.00	196,000.00	117.004	1/07/19	837.08	3.00	56.73	CA	12/10/04	217,000.00	2	2.250	837.08	HANFORD	BA3030E	12/15/04	94854
1103324439	SFR	NOO	REF	Y	5.125	524,000.00	524,000.00	117.004	1/07/19	2,299.50	3.00	80.00	CA	12/10/04	655,000.00	2	2.250	2,299.50	WINDSOR	BA3030E	12/15/04	95492
1103324439	SFR	NOO	PURCHASE	N	5.250	597,800.00	597,800.00	117.004	1/07/19	2,926.73	3.00	70.00	CA	12/10/04	854,000.00	2	5.000	2,926.73	SACRAMENTO	BA3030E	12/15/04	95492
1103324439	CONDO	NOO	REF	Y	5.875	387,000.00	387,000.00	117.004	1/07/19	1,572.19	3.00	67.41	CA	12/10/04	500,000.00	2	2.750	1,572.19	DAILY CITY	BA3030E	12/15/04	94014
1103324435	CONDO	NOO	PURCHASE	N	5.125	430,000.00	430,000.00	117.004	1/07/19	1,836.46	3.00	77.40	CA	12/10/04	635,000.00	2	2.750	1,836.46	OKLAND	BA3030E	12/15/04	94947
1103324435	CONDO	NOO	PURCHASE	N	5.375	407,200.00	407,200.00	117.004	1/07/19	1,823.92	3.00	80.00	CA	12/10/04	509,000.00	2	2.250	1,823.92	CORTE MADERA	BA3030E	12/15/04	94607
1103324437	SFR	NOO	PURCHASE	N	4.500	1,000,000.00	1,000,000.00	117.004	1/07/19	3,750.00	3.00	62.50	CA	12/10/04	1,600,000.00	2	2.250	3,750.00	NOVATO	PA4045E	12/15/04	94949
1103324437	SFR	NOO	PURCHASE	N	5.125	133,000.00	133,000.00	117.004	1/07/19	568.02	3.00	60.00	OR	11/05	195,000.00	2	3.250	568.02	HILLSBORO	PA4045E	12/15/04	91723
1103324461	SFR	NOO	PURCHASE	N	13.250	131,050.00	131,050.00	117.004	1/07/19	1,475.33	1.00	15.00	VA	11/0								

1103225177	SFR	CO	REF	N	4,375	659,620,000	659,620,000	1/1/05	1/21/04	12/19/04	CA	12/1/04	12/1/04	837,000.00	1	2,250	2,441.25	NOVATO	BA0603E1
1103225178	SFR	CO	REF	N	5,750	391,200.00	391,200.00	1/1/05	1/21/04	12/19/04	CA	12/1/04	12/1/04	489,000.00	1	2,250	1,874.50	SANTA ROSA	BA0603E1
1103225179	4-FAMILY	CO	REF	Y	5,125	1,000,000.00	1,000,000.00	1/1/05	1/21/04	12/19/04	CA	12/1/04	12/1/04	1,550,000.00	1	2,250	4,270.83	SAN FRANCISCO	BA0603E1
1103225180	SFR	CO	REF	Y	4,875	395,250.00	395,250.00	1/1/05	1/21/04	12/19/04	CA	12/1/04	12/1/04	495,000.00	1	2,250	1,605.70	BRENTWOOD	BA0603E1
1103225181	SFR	CO	REF	Y	5,375	626,250.00	626,250.00	1/1/05	1/21/04	12/19/04	CA	12/1/04	12/1/04	835,000.00	1	2,250	2,805.08	NOVATO	BA0603E1
1103225182	SFR	CO	REF	Y	5,250	245,000.00	245,000.00	1/1/05	1/21/04	12/19/04	CA	12/1/04	12/1/04	350,000.00	1	2,250	1,071.87	LONG BRAGG	BA0603E1
1103225183	SFR	CO	REF	Y	6,625	330,000.00	329,708.85	1/1/05	1/21/04	12/19/04	CA	12/1/04	12/1/04	415,000.00	1	0,000	2,113.03	FORT BRAGG	PF1G30
1103225226	SFR	CO	REF	N	5,625	85,800.00	85,800.00	1/1/04	9/17/04	10/11/04	NV	1/1/05	1/1/05	167,500.00	1	6,125	770.23	LAS VEGAS	PA3402E
1103225264	SFR	NO	REF	N	10,000	133,368.96	85,524.95	1/1/04	10/11/04	10/11/04	CA	12/1/04	12/1/04	428,000.00	2	0,000	751.20	FAIRFAX	TB0630
1103225453	SFR	NO	REF	Y	5,875	229,500.00	229,500.00	1/1/05	1/21/04	12/19/04	CA	1/1/05	1/1/05	280,000.00	1	3,250	1,357.58	FALL RIVER MILLS	TB0630
1103225460	SFR	NO	REF	Y	6,750	161,000.00	99,913.90	1/1/05	1/21/04	12/19/04	NJ	1/1/05	1/1/05	237,000.00	1	0,000	648.60	PLAINFIELD	PA0602E
1103225487	CONDO	CO	REF	N	7,000	373,000.00	373,000.00	1/1/05	1/21/04	12/19/04	CA	1/1/05	1/1/05	500,000.00	1	3,500	939.17	LAGUNA BEACH	EA2602E1
1103225535	SFR	NO	REF	Y	5,625	241,500.00	241,500.00	1/1/05	1/21/04	12/19/04	CA	12/1/04	12/1/04	345,000.00	1	3,875	2,098.13	RIVERSIDE	PA0602E1
1103225545	2-FAMILY	NO	REF	Y	6,375	135,100.00	134,974.87	1/1/05	1/21/04	12/19/04	CA	12/1/04	12/1/04	210,500.00	1	0,000	842.85	SAINT PAUL	PA1605E1
1103225555	2-FAMILY	NO	REF	N	11,125	48,250.00	48,233.26	1/1/05	1/21/19	12/19/04	CA	1/1/05	1/1/05	510,500.00	2	0,000	464.06	SAINT PAUL	TB0630
1103225565	SFR	NO	REF	N	8,250	350,000.00	350,000.00	1/1/05	1/21/04	12/19/04	CA	12/1/04	12/1/04	485,000.00	1	4,250	1,822.92	HAIWANDA HEIGHTS	SA1603E1
1103225583	CONDO	NO	REF	Y	5,500	165,900.00	165,836.83	1/1/05	1/21/04	12/19/04	CA	1/1/05	1/1/05	180,000.00	1	0,000	851.68	BONITA SPRINGS	PA1603E1
1103225620	SFR	NO	REF	Y	5,375	311,920.00	311,920.00	1/1/05	1/21/04	12/19/04	CA	1/1/05	1/1/05	389,000.00	1	3,250	591.25	POOLSIDE	PA0405E1
1103225640	SFR	NO	REF	Y	6,000	127,750.00	127,750.00	1/1/05	1/21/04	12/19/04	CA	12/1/04	12/1/04	180,000.00	2	3,250	1,559.69	LAKE ELSINORE	TB0630
1103225648	CONDO	NO	REF	N	6,750	189,600.00	189,600.00	1/1/05	1/21/04	12/19/04	CA	12/1/04	12/1/04	210,000.00	2	0,000	1,400.70	CHULA VISTA	PA0405E1
1103225653	SFR	NO	REF	Y	6,375	332,166.00	332,166.00	1/1/05	1/21/04	12/19/04	CA	12/1/04	12/1/04	416,000.00	1	3,750	967.75	MODESTO	PA1405E1
1103225655	2-FAMILY	NO	REF	N	11,125	48,250.00	48,233.26	1/1/05	1/21/19	12/19/04	CA	1/1/05	1/1/05	510,500.00	2	0,000	464.06	SAINT PAUL	PA1405E1
1103225656	SFR	NO	REF	N	8,250	350,000.00	350,000.00	1/1/05	1/21/04	12/19/04	CA	12/1/04	12/1/04	485,000.00	1	4,250	1,822.92	SAN DIEGO	PA1603E1
1103225683	CONDO	NO	REF	Y	5,500	165,900.00	165,836.83	1/1/05	1/21/04	12/19/04	CA	1/1/05	1/1/05	180,000.00	1	0,000	851.68	BONITA SPRINGS	TB0630
1103225690	SFR	NO	REF	Y	5,375	311,920.00	311,920.00	1/1/05	1/21/04	12/19/04	CA	1/1/05	1/1/05	389,000.00	1	3,250	591.25	POOLSIDE	PA1602E1
1103225694	SFR	NO	REF	Y	6,000	127,750.00	127,750.00	1/1/05	1/21/04	12/19/04	CA	12/1/04	12/1/04	180,000.00	2	3,250	1,559.69	LAKE ELSINORE	PA0602E1
1103225698	SFR	NO	REF	N	12,875	189,600.00	189,600.00	1/1/05	1/21/04	12/19/04	CA	12/1/04	12/1/04	237,000.00	1	0,000	1,400.70	CHULA VISTA	PA0602E1
1103225718	4-FAMILY	NO	REF	N	6,125	332,166.00	332,166.00	1/1/05	1/21/04	12/19/04	CA	1/1/05	1/1/05	416,000.00	1	3,750	967.75	MODESTO	PA1405E1
1103225719	CONDO	NO	REF	N	5,500	374,500.00	374,500.00	1/1/05	1/21/04	12/19/04	CA	1/1/05	1/1/05	450,000.00	1	3,750	1,191.63	ESCALON	PA1405E1
1103225743	CONDO	NO	REF	N	12,250	436,800.00	436,800.00	1/1/05	1/21/04	12/19/04	CA	1/1/05	1/1/05	535,000.00	1	3,750	1,716.46	SAN DIEGO	PA1603E1
1103225747	D-HUDS	NO	REF	N	4,750	630,000.00	629,207.37	1/1/05	1/21/04	12/19/04	CA	1/1/05	1/1/05	830,000.00	1	3,250	2,194.00	LONG BEACH	TB0630
1103225803	SFR	NO	REF	Y	6,500	168,000.00	167,849.68	1/1/05	1/21/04	12/19/04	CA	1/1/05	1/1/05	210,000.00	1	0,000	1,061.87	MINNEAPOLIS	PA1602E1
1103225845	SFR	NO	REF	Y	6,250	220,500.00	220,500.00	1/1/05	1/21/04	12/19/04	CA	1/1/05	1/1/05	280,000.00	1	3,625	3,296.38	FAIRFAX	PA1602E1
1103225863	SFR	NO	REF	Y	6,000	320,000.00	320,000.00	1/1/05	1/21/04	12/19/04	CA	1/1/05	1/1/05	400,000.00	2	0,000	2,027.77	MIAMI	PA1602E1
1103225863	CONDO	NO	REF	Y	5,375	175,000.00	175,000.00	1/1/05	1/21/04	12/19/04	CA	1/1/05	1/1/05	210,000.00	1	0,000	1,061.87	MINNEAPOLIS	PA1602E1
1103225917	SFR	NO	REF	Y	6,000	311,920.00	311,920.00	1/1/05	1/21/04	12/19/04	CA	1/1/05	1/1/05	389,000.00	1	3,250	591.25	POOLSIDE	PA1602E1
1103225917	SFR	NO	REF	Y	6,000	127,750.00	127,750.00	1/1/05	1/21/04	12/19/04	CA	12/1/04	12/1/04	180,000.00	2	3,250	1,559.69	LAKE ELSINORE	PA1602E1
1103225918	4-FAMILY	NO	REF	N	6,125	332,166.00	332,166.00	1/1/05	1/21/04	12/19/04	CA	1/1/05	1/1/05	416,000.00	1	3,750	967.75	MODESTO	PA1405E1
1103225918	CONDO	NO	REF	N	5,500	374,500.00	374,500.00	1/1/05	1/21/04	12/19/04	CA	1/1/05	1/1/05	450,000.00	1	3,750	1,191.63	ESCALON	PA1405E1
1103225920	CONDO	NO	REF	N	12,250	436,800.00	436,800.00	1/1/05	1/21/04	12/19/04	CA	1/1/05	1/1/05	535,000.00	1	3,750	1,716.46	SAN DIEGO	PA1603E1
1103225943	SFR	NO	REF	Y	6,250	220,500.00	220,500.00	1/1/05	1/21/04	12/19/04	CA	1/1/05	1/1/05	280,000.00	1	3,625	3,296.38	FAIRFAX	TB0630
1103225946	SFR	NO	REF	Y	6,000	320,000.00	320,000.00	1/1/05	1/21/04	12/19/04	CA	1/1/05	1/1/05	400,000.00	2	0,000	2,027.77	MIAMI	PA1602E1
1103225953	SFR	NO	REF	Y	5,375	175,000.00	175,000.00	1/1/05	1/21/04	12/19/04	CA	1/1/05	1/1/05	210,000.00	1	0,000	1,061.87	MINNEAPOLIS	PA1602E1
1103225957	SFR	NO	REF	Y	6,000	311,920.00	311,920.00	1/1/05	1/21/04	12/19/04	CA	1/1/05	1/1/05	389,000.00	1	3,250	591.25	POOLSIDE	PA1602E1
1103225961	SFR	NO	REF	Y	6,000	127,750.00	127,750.00	1/1/05	1/21/04	12/19/04	CA	12/1/04	12/1/04	180,000.00	2	3,250	1,559.69	LAKE ELSINORE	PA1602E1
1103225961	CONDO	NO	REF	N	12,250	436,800.00	436,800.00	1/1/05	1/21/04	12/19/04	CA	1/1/05	1/1/05	535,000.00	1	3,750	1,716.46	SAN DIEGO	PA1603E1
1103225962	3-FAMILY	NO	REF	N	7,890	91,500.00	91,500.00	1/1/04	11/17/04	11/17/04	CA	1/1/05	1/1/05	116,500.00	1	6,000	601.61	PHOENIX	PA0405E1
1103226184	SFR	NO	REF	N	6,615	104,000.00	104,000.00	1/1/04	11/17/04	11/17/04	CA	1/1/04	1/1/04	118,500.00	1	6,000	601.61	PHOENIX	PA0405E1
1103226185	SFR	NO	REF	N	6,615	104,000.00	104,000.00	1/1/04	11/17/04	11/17/04	CA	1/1/04	1/1/04	118,500.00	1	6,000	601.61	PHOENIX	PA0405E1
1103226186	SFR	NO	REF	N	6,490	109,000.00	109,000.00	1/1/04	11/17/04	11/17/04	CA	1/1/04	1/1/04	130,000.00	1	5,750	564.90	PHOENIX	PA0405E1
1103226187	SFR	NO	REF	N	6,490	109,000.00	109,000.00	1/1/04	11/17/04	11/17/04	CA	1/1/04	1/1/04	130,000.00	1	5,750	564.90	PHOENIX	PA0405E1
1103226188	SFR	NO	REF	N	6,890	113,600.00	113,600.00	1/1/04	11/17/04	11/17/04	CA	1/1/04	1/1/04	142,000.00	1	6,000	652.25	CHANDLER	BA3602E1
1103226189	SFR	NO	REF	N	6,615	113,600.00	113,600.00	1/1/04	11/17/										

110326226	SFR	CONDO	REFI	7,070	7,070	740,000.00	740,000.00	240,000.00	12/10/04	11/1/04	11/1/04	AZ	12/10/04	360	80.00	1,404.00	300,000.00	1	6,000	1,404.00	PHOENIX
110326227	SFR	CONDO	PURCHASE	6,665	6,665	244,359.00	244,359.00	244,359.00	11/10/05	12/1/04	12/1/04	CA	12/10/04	360	79.99	1,357.43	305,499.00	1	5,750	1,357.43	LA HABRA
110326228	SFR	CONDO	PURCHASE	6,290	6,290	445,600.00	445,600.00	445,600.00	12/10/04	11/1/04	11/1/04	CA	12/10/04	360	80.00	1,287.35	307,000.00	1	5,750	1,287.35	SACRAMENTO
110326229	SFR	CONDO	PURCHASE	6,355	6,355	749,000.00	749,000.00	749,000.00	11/10/05	12/1/04	12/1/04	CA	12/10/04	360	80.00	1,313.37	312,000.00	1	5,750	1,313.37	POMONA
110326230	SFR	CONDO	PURCHASE	6,630	6,630	260,000.00	260,000.00	260,000.00	12/10/04	11/1/04	11/1/04	CA	12/10/04	360	80.00	1,436.50	320,000.00	1	5,750	1,436.50	GALT
110326231	SFR	CONDO	REFI	6,240	6,240	263,200.00	263,200.00	263,200.00	11/10/05	12/1/04	12/1/04	CA	12/10/04	360	80.00	1,363.64	323,000.00	1	5,750	1,363.64	TEMECULA
110326232	SFR	CONDO	REFI	6,230	6,230	263,200.00	263,200.00	263,200.00	12/10/04	11/1/04	11/1/04	CA	12/10/04	360	80.00	1,383.80	323,000.00	1	5,750	1,383.80	SANTA NELLA
110326233	SFR	CONDO	PURCHASE	6,615	6,615	269,000.00	269,000.00	269,000.00	12/10/04	11/1/04	11/1/04	CA	12/10/04	360	80.00	1,477.35	335,000.00	1	5,750	1,477.35	HENDERSON
110326234	SFR	CONDO	PURCHASE	6,760	6,760	269,000.00	269,000.00	269,000.00	12/10/04	11/1/04	11/1/04	NV	12/10/04	360	80.00	1,518.75	342,700.00	1	5,750	1,518.75	SAN JOSE
110326235	SFR	CONDO	PURCHASE	7,040	7,040	274,160.00	274,160.00	274,160.00	12/10/04	11/1/04	11/1/04	CA	12/10/04	360	80.00	1,608.41	342,700.00	1	5,750	1,608.41	SAN JOSE
110326236	SFR	CONDO	PURCHASE	7,250	7,250	276,000.00	276,000.00	276,000.00	12/10/04	11/1/04	11/1/04	CA	12/10/04	360	80.00	1,401.07	345,000.00	1	5,750	1,401.07	DALY CITY
110326237	SFR	CONDO	PURCHASE	5,920	5,920	284,000.00	284,000.00	284,000.00	11/10/05	12/1/04	12/1/04	CA	12/10/04	360	80.00	1,569.10	355,000.00	1	5,750	1,569.10	SAN JOSE
110326238	SFR	CONDO	PURCHASE	6,630	6,630	284,000.00	284,000.00	284,000.00	12/10/04	11/1/04	11/1/04	CA	12/10/04	360	80.00	1,489.12	355,000.00	1	5,750	1,489.12	WOODLAND
110326239	SFR	CONDO	PURCHASE	6,290	6,290	286,000.00	286,000.00	286,000.00	12/10/04	11/1/04	11/1/04	CA	12/10/04	360	80.00	1,439.32	355,000.00	1	5,750	1,439.32	TEMECULA
110326240	SFR	CONDO	PURCHASE	5,915	5,915	292,900.00	292,900.00	292,900.00	12/10/04	11/1/04	11/1/04	CA	12/10/04	360	80.00	1,565.26	366,000.00	1	5,750	1,565.26	ROCKLIN
110326241	SFR	CONDO	PURCHASE	6,415	6,415	292,900.00	292,900.00	292,900.00	12/10/04	11/1/04	11/1/04	CA	12/10/04	360	80.00	1,366.53	370,000.00	1	5,540	1,366.53	ELK GROVE
110326242	SFR	CONDO	PURCHASE	5,540	5,540	296,000.00	296,000.00	296,000.00	12/10/04	11/1/04	11/1/04	CA	12/10/04	360	80.00	1,724.20	370,000.00	1	6,000	1,724.20	MASON
110326243	SFR	CONDO	REFI	6,990	6,990	300,000.00	300,000.00	300,000.00	12/10/04	11/1/04	11/1/04	OH	12/10/04	360	80.00	1,687.50	370,000.00	1	6,000	1,687.50	NOVATO
110326244	SFR	CONDO	PURCHASE	6,750	6,750	302,400.00	302,400.00	302,400.00	12/10/04	11/1/04	11/1/04	CA	12/10/04	360	80.00	1,711.08	378,000.00	1	6,000	1,711.08	TURLOCK
110326245	SFR	CONDO	PURCHASE	6,790	6,790	307,200.00	307,200.00	307,200.00	12/10/04	11/1/04	11/1/04	CA	12/10/04	360	80.00	1,514.24	378,000.00	1	5,750	1,514.24	SURIN CITY
110326246	SFR	CONDO	PURCHASE	5,915	5,915	307,992.00	307,992.00	307,992.00	12/10/04	11/1/04	11/1/04	CA	12/10/04	360	80.00	1,568.19	384,900.00	1	5,750	1,568.19	FOLSOM
110326247	SFR	CONDO	PURCHASE	6,505	6,505	319,200.00	319,200.00	319,200.00	12/10/04	11/1/04	11/1/04	CA	12/10/04	360	80.00	1,730.33	389,000.00	1	5,750	1,730.33	OCEANSIDE
110326248	SFR	CONDO	PURCHASE	6,240	6,240	320,000.00	320,000.00	320,000.00	12/10/04	11/1/04	11/1/04	CA	12/10/04	360	80.00	1,664.00	400,000.00	1	5,750	1,664.00	GREELEY
110326249	SFR	CONDO	PURCHASE	5,865	5,865	320,000.00	320,000.00	320,000.00	12/10/04	11/1/04	11/1/04	CA	12/10/04	360	80.00	1,564.00	400,000.00	1	5,750	1,564.00	MAMI
110326250	SFR	CONDO	PURCHASE	6,790	6,790	320,000.00	320,000.00	320,000.00	12/10/04	11/1/04	11/1/04	CA	12/10/04	360	80.00	1,810.67	410,000.00	1	5,750	1,810.67	POMONA
110326251	SFR	CONDO	PURCHASE	6,615	6,615	328,000.00	328,000.00	328,000.00	12/10/04	11/1/04	11/1/04	CA	12/10/04	360	80.00	1,808.10	410,000.00	1	6,000	1,808.10	LOS ANGELES
110326252	SFR	CONDO	PURCHASE	5,615	5,615	334,400.00	334,400.00	334,400.00	12/10/04	11/1/04	11/1/04	CA	12/10/04	360	80.00	1,564.71	420,000.00	1	5,615	1,564.71	LAS VEGAS
110326253	SFR	CONDO	PURCHASE	5,865	5,865	341,942.00	341,942.00	341,942.00	12/10/04	11/1/04	11/1/04	CA	12/10/04	360	80.00	1,825.74	420,000.00	1	5,750	1,825.74	PITTSBURG
110326254	SFR	CONDO	PURCHASE	5,990	5,990	344,000.00	344,000.00	344,000.00	12/10/04	11/1/04	11/1/04	CA	12/10/04	360	80.00	1,681.02	430,000.00	1	5,750	1,681.02	MCDONOUGH
110326255	SFR	CONDO	PURCHASE	5,865	5,865	344,000.00	344,000.00	344,000.00	12/10/04	11/1/04	11/1/04	CA	12/10/04	360	80.00	1,717.13	430,000.00	1	5,750	1,717.13	TRACY
110326256	SFR	CONDO	PURCHASE	5,990	5,990	349,000.00	349,000.00	349,000.00	12/10/04	11/1/04	11/1/04	CA	12/10/04	360	80.00	1,578.10	430,000.00	1	5,595	1,578.10	SAN LORENZO
110326257	SFR	CONDO	PURCHASE	5,505	5,505	349,000.00	349,000.00	349,000.00	12/10/04	11/1/04	11/1/04	CA	12/10/04	360	80.00	1,958.95	430,000.00	1	5,505	1,958.95	MURRIETA
110326258	SFR	CONDO	PURCHASE	6,755	6,755	352,000.00	352,000.00	352,000.00	12/10/04	11/1/04	11/1/04	CA	12/10/04	360	80.00	1,757.07	440,000.00	1	5,750	1,757.07	SACRAMENTO
110326259	SFR	CONDO	PURCHASE	6,290	6,290	356,000.00	356,000.00	356,000.00	12/10/04	11/1/04	11/1/04	CA	12/10/04	360	80.00	1,866.03	440,000.00	1	5,750	1,866.03	SAN PABLO
110326260	SFR	CONDO	PURCHASE	5,990	5,990	359,200.00	359,200.00	359,200.00	12/10/04	11/1/04	11/1/04	CA	12/10/04	360	80.00	1,770.56	440,000.00	1	5,750	1,770.56	SANTA ROSA
110326261	SFR	CONDO	PURCHASE	5,915	5,915	359,200.00	359,200.00	359,200.00	12/10/04	11/1/04	11/1/04	CA	12/10/04	360	80.00	1,796.80	440,000.00	1	5,750	1,796.80	CONCORD
110326262	SFR	CONDO	PURCHASE	6,395	6,395	360,000.00	360,000.00	360,000.00	12/10/04	11/1/04	11/1/04	CA	12/10/04	360	80.00	1,909.50	450,000.00	1	6,000	1,909.50	LOS ANGELES
110326263	SFR	CONDO	PURCHASE	6,665	6,665	367,200.00	367,200.00	367,200.00	12/10/04	11/1/04	11/1/04	CA	12/10/04	360	80.00	2,221.15	450,000.00	1	5,665	2,221.15	SAN JOSE
110326264	SFR	CONDO	PURCHASE	7,165	7,165	370,000.00	370,000.00	370,000.00	12/10/04	11/1/04	11/1/04	CA	12/10/04	360	80.00	2,058.33	465,000.00	1	5,750	2,058.33	STOCKTON
110326265	SFR	CONDO	PURCHASE	6,500	6,500	380,781.00	380,781.00	380,781.00	12/10/04	11/1/04	11/1/04	CA	12/10/04	360	80.00	2,024.49	476,000.00	1	5,750	2,024.49	EL GROVE
110326266	SFR	CONDO	PURCHASE	6,390	6,390	383,920.00	383,920.00	383,920.00	12/10/04	11/1/04	11/1/04	CA	12/10/04	360	80.00	1,909.81	476,000.00	1	5,750	1,909.81	CHINO
110326267	SFR	CONDO	PURCHASE	5,730	5,730	383,920.00	383,920.00	383,920.00	12/10/04	11/1/04	11/1/04	CA	12/10/04	360	80.00	1,833.22	476,000.00	1	5,730	1,833.22	LINCOLN
110326268	SFR	CONDO	PURCHASE	6,350	6,350	388,000.00	388,000.00	388,000.00	12/10/04	11/1/04	11/1/04	CA	12/10/04	360	80.00	1,755.59	487,663.00	1	5,400	1,755.59	PEORIA
110326269	SFR	CONDO	PURCHASE	5,300	5,300	390,130.00	390,130.00	390,130.00	12/10/04	11/1/04	11/1/04	CA	12/10/04	360	80.00	1,811.27	487,663.00	1	5,300	1,811.27	UNION CITY
110326270	SFR	CONDO	PURCHASE	5,400	5,400	404,000.00	404,000.00	404,000.00	12/10/04	11/1/04	11/1/04	CA	12/10/04	360	80.00	2,159.72	487,663.00	1	5,400	2,159.72	HAYWARD
110326271	SFR	CONDO	PURCHASE	6,415	6,415	404,000.00	404,000.00	404,000.00	12/10/04	11/1/04	11/1/04	CA	12/10/04	360	80.00	1,847.13	515,000.00	1	5,750	1,847.13	HOLLISTER
110326272	SFR	CONDO																			

11/20/04	2	RA7607E1	3,597.68	SANTA FE	11/20/04	MM	12/1/04	N	865,000.00	1	5,750	3,597.68	360	70.00	12/1/04	3,597.68	11/17/04	12/1/04	605,500.00	7,130	8,005	7,130	REFI	00	SFR	110326628
11/20/04	2	BA1402E1	4,436.10	ATLANTA	11/20/04	GA	12/1/04	N	705,000.00	1	6,250	4,436.10	360	95.00	12/1/04	4,436.10	11/17/04	12/1/04	665,500.00	8,005	8,005	8,005	REFI	00	SFR	110326629
11/20/04	1	BA0402E1	3,705.47	REDWOOD CITY	11/20/04	CA	12/1/04	N	775,000.00	1	6,000	3,705.47	360	90.00	12/1/04	3,705.47	11/17/04	12/1/04	697,500.00	6,375	6,375	6,375	REFI	00	SFR	110326630
11/20/04	2	BA2402E1	4,365.10	SAN MATEO	11/20/04	CA	12/1/04	N	850,000.00	1	6,000	4,365.10	360	88.00	12/1/04	4,365.10	11/17/04	12/1/04	722,500.00	7,250	7,250	7,250	REFI	00	SFR	110326631
11/20/04	2	BA2402E1	4,586.89	CASIRO VALLEY	11/20/04	CA	12/1/04	N	851,000.00	1	6,250	4,586.89	360	85.00	12/1/04	4,586.89	11/17/04	12/1/04	748,800.00	7,350	7,350	7,350	REFI	00	SFR	110326632
11/20/04	2	BA3402E1	4,293.75	WAYCASTA	11/20/04	CA	12/1/04	N	850,000.00	1	6,000	4,293.75	360	88.23	12/1/04	4,293.75	11/17/04	12/1/04	750,000.00	6,870	6,870	6,870	REFI	00	SFR	110326633
12/21/04	2	PA0605E1	1,329.17	LANCASTER	12/21/04	CA	1/1/05	N	380,000.00	1	3,750	1,329.17	360	76.32	1/1/05	1,329.17	12/1/04	11/05	290,000.00	5,500	5,500	5,500	REFI	00	SFR	110326651
12/29/04	12	SA1603E1	749.15	FRESNO	12/29/04	CA	12/1/04	N	235,500.00	1	3,250	749.15	360	70.00	12/1/04	749.15	11/17/04	11/05	163,450.00	5,500	5,500	5,500	REFI	00	PURCHASE	110326658
11/20/04	1	BA3602E1	648.60	CHESAPEAKE	11/20/04	VA	12/1/04	N	648.60	1	7,490	648.60	360	45.48	12/1/04	648.60	11/17/04	11/05	100,000.00	6,750	6,750	6,750	REFI	00	PURCHASE	110326659
11/20/04	1	BA3602E1	530.54	MODESTO	11/20/04	CA	12/1/04	N	155,025.00	1	7,490	530.54	360	54.83	12/1/04	530.54	11/17/04	11/05	86,250.00	8,005	8,005	8,005	REFI	00	PURCHASE	110326660
11/20/04	1	BA3602E1	852.82	TEMPE	11/20/04	AZ	12/1/04	N	111,250.00	1	8,965	852.82	360	77.52	12/1/04	852.82	11/17/04	11/04	86,250.00	8,000	8,000	8,000	REFI	00	PURCHASE	110326667
11/20/04	1	BA1402E1	586.67	MICHIGAN CITY	11/20/04	IN	12/1/04	N	90,700.00	1	8,000	586.67	360	97.03	12/1/04	586.67	11/17/04	11/04	90,000.00	6,950	6,950	6,950	REFI	00	PURCHASE	110326668
11/20/04	1	BA2602E1	776.53	HOLLYWOOD	11/20/04	FL	12/1/04	N	115,000.00	1	6,950	776.53	360	84.26	12/1/04	776.53	11/17/04	11/04	91,675.00	6,615	6,615	6,615	REFI	00	PURCHASE	110326669
11/20/04	2	BA1402E1	496.13	HOLLYWOOD	11/20/04	FL	12/1/04	N	115,000.00	1	6,615	496.13	360	78.52	12/1/04	496.13	11/17/04	11/04	91,675.00	6,880	6,880	6,880	REFI	00	PURCHASE	110326670
11/20/04	2	BA1402E1	525.60	HOUSTON	11/20/04	TX	12/1/04	N	129,000.00	1	6,880	525.60	360	95.00	12/1/04	525.60	11/17/04	11/04	95,000.00	7,990	7,990	7,990	REFI	00	PURCHASE	110326671
11/20/04	2	BA1402E1	632.54	OMAK	11/20/04	WA	12/1/04	N	120,000.00	1	7,990	632.54	360	95.00	12/1/04	632.54	11/17/04	11/04	95,000.00	7,110	7,110	7,110	REFI	00	PURCHASE	110326681
11/20/04	2	BA0602E1	562.88	PHOENIX	11/20/04	AZ	12/1/04	N	120,000.00	1	6,500	562.88	360	79.16	12/1/04	562.88	11/17/04	11/04	95,000.00	6,650	6,650	6,650	REFI	00	PURCHASE	110326682
11/20/04	2	BA0602E1	526.46	CALIFORNIA CITY	11/20/04	CA	12/1/04	N	120,000.00	1	6,500	526.46	360	79.16	12/1/04	526.46	11/17/04	11/04	95,000.00	6,735	6,735	6,735	REFI	00	PURCHASE	110326683
11/20/04	1	BA3602E1	595.34	PHOENIX	11/20/04	AZ	12/1/04	N	125,000.00	1	7,365	595.34	360	78.67	12/1/04	595.34	11/17/04	11/04	97,000.00	6,500	6,500	6,500	REFI	00	PURCHASE	110326684
11/20/04	1	BA3602E1	530.83	PHOENIX	11/20/04	AZ	12/1/04	N	123,000.00	1	6,615	530.83	360	80.00	12/1/04	530.83	11/17/04	11/04	100,000.00	6,500	6,500	6,500	REFI	00	PURCHASE	110326685
11/20/04	1	BA3602E1	840.23	PHOENIX	11/20/04	AZ	12/1/04	N	125,000.00	1	6,615	840.23	360	80.00	12/1/04	840.23	11/17/04	11/04	100,000.00	6,990	6,990	6,990	REFI	00	PURCHASE	110326686
11/20/04	1	BA3602E1	850.23	PHOENIX	11/20/04	AZ	12/1/04	N	125,000.00	1	6,615	850.23	360	80.00	12/1/04	850.23	11/17/04	11/04	100,000.00	6,990	6,990	6,990	REFI	00	PURCHASE	110326687
11/20/04	1	BA3602E1	804.23	PHOENIX	11/20/04	AZ	12/1/04	N	125,000.00	1	6,990	804.23	360	80.00	12/1/04	804.23	11/17/04	11/04	102,400.00	6,490	6,490	6,490	REFI	00	PURCHASE	110326688
11/20/04	2	BA0602E1	581.24	PHOENIX	11/20/04	AZ	12/1/04	N	129,000.00	1	6,490	581.24	360	80.00	12/1/04	581.24	11/17/04	11/04	102,400.00	6,990	6,990	6,990	REFI	00	PURCHASE	110326689
11/20/04	2	BA0602E1	553.81	PHOENIX	11/20/04	AZ	12/1/04	N	128,000.00	1	6,490	553.81	360	80.00	12/1/04	553.81	11/17/04	11/04	102,400.00	6,990	6,990	6,990	REFI	00	PURCHASE	110326690
11/20/04	2	BA0602E1	617.45	HOUSTON	11/20/04	TX	12/1/04	N	128,000.00	1	6,990	617.45	360	80.00	12/1/04	617.45	11/17/04	11/04	106,000.00	6,490	6,490	6,490	REFI	00	PURCHASE	110326691
11/20/04	2	BA0602E1	754.86	RIVERDALE	11/20/04	GA	12/1/04	N	140,000.00	1	8,115	754.86	360	95.00	12/1/04	754.86	11/17/04	11/04	111,625.00	8,115	8,115	8,115	REFI	00	PURCHASE	110326692
11/20/04	2	BA0602E1	651.93	WEST VALLEY CITY	11/20/04	UT	12/1/04	N	139,900.00	1	6,990	651.93	360	80.00	12/1/04	651.93	11/17/04	11/04	111,920.00	6,990	6,990	6,990	REFI	00	PURCHASE	110326693
11/20/04	2	BA0602E1	711.67	OAK PARK	11/20/04	IL	12/1/04	N	140,000.00	1	7,625	711.67	360	80.00	12/1/04	711.67	11/17/04	11/04	112,000.00	7,625	7,625	7,625	REFI	00	PURCHASE	110326694
11/20/04	1	BA1602E1	614.39	PHOENIX	11/20/04	AZ	12/1/04	N	140,000.00	1	6,000	614.39	360	80.00	12/1/04	614.39	11/17/04	11/04	112,000.00	6,990	6,990	6,990	REFI	00	PURCHASE	110326695
11/20/04	2	BA0402E1	683.29	BEDFORD HEIGHTS	11/20/04	OH	12/1/04	N	155,000.00	1	6,990	683.29	360	89.84	12/1/04	683.29	11/17/04	11/04	115,000.00	7,130	7,130	7,130	REFI	00	PURCHASE	110326696
11/20/04	2	BA0402E1	740.00	MINNEAPOLIS	11/20/04	CA	12/1/04	N	155,000.00	1	7,500	740.00	360	76.39	12/1/04	740.00	11/17/04	11/04	118,400.00	7,500	7,500	7,500	REFI	00	PURCHASE	110326697
11/20/04	1	BA3602E1	639.05	PACIFIC	11/20/04	MO	12/1/04	N	132,000.00	1	6,455	639.05	360	90.00	12/1/04	639.05	11/17/04	11/04	118,200.00	6,455	6,455	6,455	REFI	00	PURCHASE	110326698
11/20/04	1	BA3602E1	644.67	GOODYEAR	11/20/04	AZ	12/1/04	N	149,000.00	1	6,490	644.67	360	80.00	12/1/04	644.67	11/17/04	11/04	119,200.00	6,490	6,490	6,490	REFI	00	PURCHASE	110326699
11/20/04	1	BA3602E1	699.00	LENDALE	11/20/04	AZ	12/1/04	N	150,000.00	1	6,990	699.00	360	80.00	12/1/04	699.00	11/17/04	11/04	120,000.00	6,990	6,990	6,990	REFI	00	PURCHASE	110326700
11/20/04	1	BA3602E1	852.25	CHANDLER	11/20/04	AZ	12/1/04	N	150,000.00	1	6,615	852.25	360	80.00	12/1/04	852.25	11/17/04	11/04	120,000.00	6,615	6,615	6,615	REFI	00	PURCHASE	110326701
11/20/04	1	BA3602E1	857.11	TUCSON	11/20/04	AZ	12/1/04	N	150,000.00	1	6,615	857.11	360	90.00	12/1/04	857.11	11/17/04	11/04	120,000.00	6,615	6,615	6,615	REFI	00	PURCHASE	110326702
11/20/04	1	BA2602E1	670.63	LITTLETON	11/20/04	CO	12/1/04	N	134,000.00	1	6,490	670.63	360	80.00	12/1/04	670.63	11/17/04	11/04	124,000.00	6,490	6,490	6,490	REFI	00	PURCHASE	110326703
11/20/04	2	BA0602E1	701.63	CENTRO	11/20/04	CA	12/1/04	N	155,000.00	1	6,990	701.63	360	80.00	12/1/04	701.63	11/17/04	11/04	124,000.00	6,790	6,790	6,790	REFI	00	PURCHASE	110326704
11/20/04	2	BA0602E1	880.22	UPPER MARLBORO	11/20/04	MD	12/1/04	N	155,000.00	1	8,115	880.22	360	80.00	12/1/04	880.22	11/17/04	11/04	124,000.00	8,115	8,115	8,115	REFI	00	PURCHASE	110326705
11/20/04	1																									

103326687	PUD	UU	PURCHASE	N	7,355	153,650.00	137,724	1,159.32	265	95.00	12/1/04	12/1/04	N	242,000.00	1	7,365	1,188.22	LITTLETON	BA0602EI
103326688	SFR	UU	PURCHASE	N	7,490	194,450.00	171,756	1,215.56	360	95.00	12/1/04	12/1/04	N	205,000.00	1	7,490	1,215.56	MEMBRONKE PINES	BA1200EI
103326689	SFR	UU	PURCHASE	N	6,620	185,760.00	170,724	1,076.85	360	80.00	12/1/04	12/1/04	N	244,000.00	2	6,620	1,076.85	MODesto	BA1200EI
103326690	SFR	UU	PURCHASE	N	6,615	186,000.00	170,724	1,080.45	360	80.00	12/1/04	12/1/04	N	245,000.00	1	6,615	1,080.45	FAIR LAKE CITY	BA1200EI
103326691	SFR	UU	PURCHASE	N	6,240	186,000.00	170,724	1,019.20	360	80.00	12/1/04	12/1/04	N	245,000.00	1	6,240	1,019.20	SUNFIELD	BA1200EI
103326692	SFR	UU	PURCHASE	N	6,250	187,100.00	170,724	1,026.58	360	90.00	12/1/04	12/1/04	N	249,000.00	2	6,250	1,026.58	WHITE BEAR LAKE	BA1200EI
103326693	PUD	UU	PURCHASE	N	7,815	198,550.00	177,100.00	1,259.97	360	95.00	12/1/04	12/1/04	N	219,000.00	2	7,815	1,259.97	UPPER MARLBORO	BA1200EI
103326694	PUD	UU	PURCHASE	N	6,620	200,800.00	180,550.00	1,163.33	360	80.00	12/1/04	12/1/04	N	269,000.00	2	6,620	1,163.33	MODesto	BA1200EI
103326695	SFR	UU	PURCHASE	N	7,360	204,800.00	180,550.00	1,200.00	360	80.00	12/1/04	12/1/04	N	265,000.00	1	7,360	1,200.00	SOUTH ELGIN	BA1200EI
103326696	SFR	UU	PURCHASE	N	6,840	203,800.00	180,550.00	1,178.77	360	80.00	12/1/04	12/1/04	N	257,000.00	1	6,840	1,178.77	VICTORVILLE	BA1200EI
103326697	SFR	UU	PURCHASE	N	7,040	203,800.00	180,550.00	1,211.60	360	80.00	12/1/04	12/1/04	N	267,000.00	1	7,040	1,211.60	PALMDALE	BA1200EI
103326698	SFR	UU	PURCHASE	N	6,890	203,800.00	180,550.00	1,168.52	360	80.00	12/1/04	12/1/04	N	262,000.00	1	6,890	1,168.52	STOCKTON	BA1200EI
103326699	SFR	UU	PURCHASE	N	6,680	203,800.00	180,550.00	1,181.33	360	80.00	12/1/04	12/1/04	N	263,000.00	1	6,680	1,181.33	ROYAL PALM BEACH	BA1200EI
103326700	SFR	UU	PURCHASE	N	6,365	210,600.00	191,400.00	1,293.33	360	80.00	12/1/04	12/1/04	N	270,000.00	2	6,365	1,293.33	SAN JOSE	BA1200EI
103326701	SFR	UU	PURCHASE	N	6,435	216,900.00	215,000.00	1,155.60	360	80.00	12/1/04	12/1/04	N	270,000.00	2	6,435	1,155.60	SAN JOSE	BA1200EI
103326702	CONDO	UU	PURCHASE	N	6,855	215,000.00	215,000.00	1,096.25	360	80.00	12/1/04	12/1/04	N	278,000.00	1	6,855	1,096.25	PLAINFIELD	BA0402EI
103326703	CONDO	UU	PURCHASE	N	5,915	212,800.00	242,400.00	1,115.64	360	94.70	12/1/04	12/1/04	N	283,000.00	1	5,915	1,115.64	DENAIR	BA0402EI
103326704	SFR	UU	REFI	N	5,980	224,000.00	224,000.00	1,388.13	360	80.00	12/1/04	12/1/04	N	291,000.00	1	5,980	1,388.13	STOCKTON	BA0402EI
103326705	SFR	UU	PURCHASE	N	7,490	224,000.00	224,000.00	1,381.58	360	80.00	12/1/04	12/1/04	N	291,000.00	1	7,490	1,381.58	SAN JOSE	BA1200EI
103326706	SFR	UU	PURCHASE	N	7,375	224,000.00	224,000.00	1,192.50	360	80.00	12/1/04	12/1/04	N	285,000.00	1	7,375	1,192.50	SACRAMENTO	BA0402EI
103326707	SFR	UU	PURCHASE	N	6,360	225,000.00	246,800.00	1,346.74	360	88.25	12/1/04	12/1/04	N	272,000.00	1	6,360	1,346.74	SAN BERNARDINO	BA1200EI
103326708	SFR	UU	PURCHASE	N	6,990	225,000.00	225,000.00	1,248.00	360	80.00	12/1/04	12/1/04	N	268,000.00	1	6,990	1,248.00	ORLANDO	BA1200EI
103326709	SFR	UU	PURCHASE	N	6,240	229,500.00	240,000.00	1,203.81	360	80.00	12/1/04	12/1/04	N	300,000.00	2	6,240	1,203.81	HEMET	BA0602EI
103326710	CONDO	UU	PURCHASE	N	6,875	229,000.00	240,000.00	1,161.95	360	95.00	12/1/04	12/1/04	N	295,000.00	1	6,875	1,161.95	ATLANTA	BA1200EI
103326711	PUD	UU	PURCHASE	N	6,240	231,000.00	215,000.00	1,601.25	360	81.23	12/1/04	12/1/04	N	310,000.00	1	6,240	1,601.25	CHICAGO	BA1200EI
103326712	SFR	UU	PURCHASE	N	6,990	239,000.00	239,000.00	1,678.76	360	80.00	12/1/04	12/1/04	N	338,200.00	2	6,990	1,678.76	ESCALON	BA1200EI
103326713	SFR	UU	PURCHASE	N	6,875	240,000.00	240,000.00	1,619.75	360	79.08	12/1/04	12/1/04	N	345,000.00	1	6,875	1,619.75	DOWNERS GROVE	BA1200EI
103326714	SFR	UU	PURCHASE	N	6,240	240,000.00	240,000.00	1,675.27	360	82.99	12/1/04	12/1/04	N	350,000.00	1	6,240	1,675.27	CHICAGO	BA0602EI
103326715	SFR	UU	PURCHASE	N	7,500	283,150.00	283,150.00	1,890.00	360	80.00	12/1/04	12/1/04	N	360,000.00	1	7,500	1,890.00	HINSDALE	BA0602EI
103326716	SFR	UU	PURCHASE	N	7,125	294,950.00	294,950.00	1,747.82	360	80.00	12/1/04	12/1/04	N	367,961.00	1	7,125	1,747.82	SHOW LOW	BA1200EI
103326717	SFR	UU	PURCHASE	N	7,125	300,000.00	300,000.00	1,943.75	360	80.00	12/1/04	12/1/04	N	375,000.00	1	7,125	1,943.75	RIVERBANK	BA1200EI
103326718	SFR	UU	PURCHASE	N	6,580	301,000.00	301,000.00	1,650.48	360	86.52	12/1/04	12/1/04	N	340,036.00	1	6,580	1,650.48	ABINGDON	BA1200EI
103326719	PUD	UU	PURCHASE	N	6,580	301,000.00	301,000.00	1,961.86	360	80.00	12/1/04	12/1/04	N	421,000.00	1	6,580	1,961.86	GILBERT	BA1200EI
103326720	SFR	UU	PURCHASE	N	7,450	352,000.00	336,800.00	2,185.33	360	80.00	12/1/04	12/1/04	N	440,000.00	1	7,450	2,185.33	CHICAGO	BA0302EI
103326721	SFR	UU	PURCHASE	N	6,730	364,000.00	364,000.00	2,041.43	360	80.00	12/1/04	12/1/04	N	455,000.00	1	6,730	2,041.43	HAYWARD	BA0202EI
103326722	SFR	UU	PURCHASE	N	7,875	374,300.00	374,300.00	2,456.34	360	95.00	12/1/04	12/1/04	N	514,000.00	1	7,875	2,456.34	PARKER	BA1200EI
103326723	SFR	UU	PURCHASE	N	6,450	408,000.00	408,000.00	2,193.00	360	80.00	12/1/04	12/1/04	N	519,438.00	1	6,450	2,193.00	SUN JOSE	BA1200EI
103326724	SFR	UU	PURCHASE	N	6,490	415,550.00	415,550.00	2,247.43	360	79.99	12/1/04	12/1/04	N	525,000.00	1	6,490	2,247.43	DULY CITY	BA1200EI
103326725	SFR	UU	PURCHASE	N	6,700	420,000.00	420,000.00	2,345.00	360	80.00	12/1/04	12/1/04	N	525,000.00	1	6,700	2,345.00	MILPITAS	BA1200EI
103326726	SFR	UU	PURCHASE	N	6,755	424,000.00	424,000.00	2,386.77	360	80.00	12/1/04	12/1/04	N	530,000.00	2	6,755	2,386.77	LAS VEGAS	BA0602EI
103326727	SFR	UU	PURCHASE	N	6,580	432,000.00	432,000.00	2,412.00	360	80.00	12/1/04	12/1/04	N	540,000.00	2	6,580	2,412.00	ELK GROVE	BA1200EI
103326728	SFR	UU	PURCHASE	N	6,700	432,000.00	432,000.00	2,524.73	360	95.00	12/1/04	12/1/04	N	495,000.00	1	6,700	2,524.73	MOHENO VALLEY	BA1200EI
103326729	SFR	UU	REFI	N	7,500	441,000.00	441,000.00	2,594.33	360	90.00	12/1/04	12/1/04	N	495,000.00	1	7,500	2,594.33	SUNNYVALE	BA1200EI
103326730	SFR	UU	REFI	N	6,205	459,000.00	459,000.00	2,373.41	360	90.00	12/1/04	12/1/04	N	510,000.00	1	6,205	2,373.41	PLACERVILLE	BA1200EI
103326731	SFR	UU	PURCHASE	N	6,630	460,000.00	460,000.00	2,158.17	360	80.00	12/1/04	12/1/04	N	575,000.00	2	6,630	2,158.17	ALAMEDA	BA1200EI
103326732	SFR	UU	PURCHASE	N	6,995	460,000.00	460,000.00	2,315.33	360	80.00	12/1/04	12/1/04	N	575,000.00	1	6,995	2,315.33	WINCHESTER	BA1200EI
103326733	PUD	UU	PURCHASE	N	6,568	463,200.00	463,200.00	2,681.42	360	80.00	12/1/04	12/1/04	N	575,000.00	1	6,568	2,681.42	WINCHESTER	BA1200EI
103326734	PUD	UU	PURCHASE	N	5,250	464,000.00	464,000.00	2,535.25	360	80.00	12/1/04	12/1/04	N	580,000.00	1	5,250	2,535.25	NEWARK	BA1200EI
103326735	SFR	UU	PURCHASE	N	6,250	464,000.00	464,000.00	2,030.00	360	80.00	12/1/04	12/1/04	N	580,000.00	1	6,250	2,030.00	MILPITAS	BA1200EI
103326736	SFR	UU	REFI	N	7,240	467,500.00	467,500.00	2,893.31	360	85.00	12/1/04	12/1/04	N	528,010.00	1	7,240	2,893.31	HUDSONVILLE	BA1200EI
103326737	SFR	UU	REFI	N	6,990	468,000.00	468,000.00	2,823.60	360	88.54	12/1/04	12/1/04	N	520,000.00	2	6,990	2,823.60	SEASIDE	BA0402EI
103326738	SFR	UU	PURCHASE	N	6,990	474,250.00	474,250.00	2,726.10	360	90.00	12/1/04	12/1/04	N	520,000.00	2	6,990	2,726.10	BERKELEY	BA1200EI
103326739	SFR	UU	PURCHASE	N	6,790	474,250.00	474,250.00	2,683.50	360	79.99	12/1/04	12/1/04	N	583,000.00	2	6,790	2,683.50	LADERA RANCH	BA1200EI
103326740	SFR	UU	REFI	N	7,950	477,000.00	477,000.00	3,160.13	360	80.00	12/1/04	12/1/04	N	595,000.00	1	7,950	3,160.13	LOS ANGELES	BA1200EI

103327456	SFR	NOO	PURCHASE	N	5,625	262,500.00	262,500.00	21/05	11/25	1,200.47	750	70.90	CA	11/05	N	375,000.00	1	3.625	1,200.47	LA MESA
103327456	SFR	NOO	PURCHASE	N	6,000	293,700.00	293,700.00	11/05	12/12/24	1,216.00	390	70.00	CA	12/10/24	N	275,000.00	1	3.875	1,216.00	EL CAJON
103327456	CONDO	NOO	REFI	N	5,800	352,500.00	352,500.00	11/05	12/12/24	1,523.96	390	70.00	CA	12/10/24	N	475,000.00	1	3.875	1,523.96	SIMI VALLEY
103327456	SFR	NOO	PURCHASE	N	8,500	390,700.00	390,700.00	21/05	11/25	1,484.13	390	90.26	IN	11/05	N	389,700.00	1	4.250	1,484.13	INDIANAPOLIS
103327456	SFR	NOO	PURCHASE	N	6,825	490,000.00	490,000.00	11/05	12/12/24	1,541.67	390	50.26	CA	11/05	N	675,000.00	1	3.750	1,541.67	SAN DIEGO
103327456	DPUDS	NOO	PURCHASE	N	5,900	499,000.00	499,000.00	11/05	12/12/24	2,245.83	390	70.00	FL	11/05	N	745,000.00	1	3,500	2,245.83	ORLANDO
103327456	SFR	NOO	REFI	N	6,000	159,500.00	159,500.00	11/05	12/12/24	1,245.95	390	35.86	CA	11/05	N	405,000.00	1	0,000	1,245.95	SANTA ANA
103327456	SFR	NOO	REFI	N	6,875	177,850.00	177,850.00	11/05	12/12/24	1,169.33	390	48.77	CA	11/05	N	355,000.00	1	0,000	1,169.33	APPLE VALLEY
103327456	SFR	NOO	PURCHASE	N	6,250	169,000.00	169,000.00	11/05	12/12/24	1,034.40	390	67.20	CA	11/05	N	265,000.00	1	0,000	1,034.40	VISALIA
103327456	SFR	NOO	PURCHASE	N	4,980	910,000.00	910,000.00	21/05	11/25	3,784.08	390	67.20	CA	11/05	N	1,390,000.00	1	3,250	3,784.08	FORT LAUDERDALE
103327456	SFR	NOO	REFI	N	5,875	210,000.00	210,000.00	11/05	12/12/24	1,028.13	390	45.56	FL	12/10/24	N	461,000.00	1	5,625	1,028.13	LOS ANGELES
103327456	SFR	NOO	PURCHASE	N	6,625	185,250.00	185,250.00	21/05	12/12/24	1,186.18	390	95.00	AZ	11/05	N	195,000.00	1	3,750	1,186.18	COTTONWOOD
103327456	CONDO	NOO	REFI	N	5,500	229,500.00	229,500.00	21/05	11/25	1,010.62	390	70.00	CA	11/05	N	315,000.00	1	3,750	1,010.62	MILAN
103327456	SFR	NOO	REFI	N	5,750	493,500.00	493,500.00	11/05	12/12/24	2,879.83	390	70.00	CA	12/10/24	N	705,000.00	1	4,000	2,879.83	ANAHEIM
103327456	CONDO	NOO	REFI	N	5,000	419,500.00	419,500.00	21/05	11/25	1,735.42	390	69.89	CA	11/05	N	596,000.00	1	3,250	1,735.42	ENCINITAS
103327456	SFR	NOO	PURCHASE	N	4,875	430,000.00	430,000.00	21/05	11/25	1,746.88	390	69.89	CA	11/05	N	615,000.00	1	3,250	1,746.88	CONCORD
103327456	SFR	NOO	PURCHASE	N	6,500	332,000.00	332,000.00	11/05	12/12/24	1,788.33	390	80.00	CA	12/10/24	N	420,000.00	1	0,000	1,788.33	CHINO
103327456	SFR	NOO	PURCHASE	N	7,250	550,000.00	550,000.00	11/05	12/12/24	3,322.92	390	82.09	FL	11/05	N	673,000.00	1	0,000	3,322.92	MIAMI
103327456	SFR	NOO	PURCHASE	N	7,875	245,631.00	245,631.00	11/05	12/12/24	1,612.35	390	67.20	CA	11/05	N	191,000.00	1	0,000	1,612.35	MIAMI
103327456	SFR	NOO	PURCHASE	N	6,250	168,000.00	168,000.00	11/05	12/12/24	1,034.40	390	67.20	CA	11/05	N	250,000.00	1	0,000	1,034.40	MIAMI
103327456	DPUDS	NOO	PURCHASE	N	6,875	133,520.00	133,520.00	21/05	11/25	1,034.40	390	67.20	CA	11/05	N	191,000.00	1	0,000	1,034.40	MIAMI
103327456	SFR	NOO	PURCHASE	N	6,375	479,000.00	479,000.00	11/05	11/24	2,545.22	390	70.00	NC	12/10/24	N	684,500.00	1	3,500	2,545.22	ALEXANDRIA
103327456	SFR	NOO	PURCHASE	N	5,000	113,400.00	113,400.00	11/05	11/19	698.76	390	70.00	NC	11/05	N	162,000.00	1	3,250	698.76	RALEIGH
103327456	SFR	NOO	PURCHASE	N	13,625	40,500.00	40,500.00	21/05	11/19	467.88	180	25.00	NC	11/05	N	45,000.00	1	0,000	467.88	RALEIGH
103327456	SFR	NOO	PURCHASE	N	5,875	311,500.00	311,500.00	21/05	11/25	1,929.21	390	70.00	CA	11/05	N	465,000.00	1	0,000	1,929.21	INDIO
103327456	SFR	NOO	REFI	N	6,875	169,000.00	169,000.00	11/05	12/19	1,489.21	180	66.71	CA	11/05	N	252,000.00	1	0,000	1,489.21	KENNINGTON
103327456	SFR	NOO	REFI	N	6,875	553,000.00	553,000.00	11/05	12/12/24	2,131.25	390	70.00	CA	12/10/24	N	700,000.00	1	3,500	2,131.25	LOS ANGELES
103327456	2-FAMILY	NOO	REFI	N	6,625	255,500.00	255,500.00	11/05	12/12/24	1,410.57	390	70.00	CA	12/10/24	N	365,000.00	1	0,000	1,410.57	LOS ANGELES
103327456	DPUDS	NOO	PURCHASE	N	6,750	220,000.00	220,000.00	12/04	11/12/24	1,426.92	390	69.84	FL	12/10/24	N	315,000.00	1	0,000	1,426.92	COOPER CITY
103327456	SFR	NOO	PURCHASE	N	6,875	171,500.00	171,500.00	11/05	12/12/24	1,126.63	390	70.00	FL	11/05	N	245,000.00	1	0,000	1,126.63	MASTIC BEACH
103327456	CONDO	NOO	PURCHASE	N	7,125	67,000.00	67,000.00	11/05	12/12/24	451.39	390	63.81	FL	12/10/24	N	105,000.00	1	0,000	451.39	OAKLAND PARK
103327456	SFR	NOO	REFI	N	6,500	281,000.00	281,000.00	11/05	12/12/24	1,779.90	390	80.00	MA	11/05	N	352,000.00	1	0,000	1,779.90	SELDEN
103327456	SFR	NOO	PURCHASE	N	7,580	224,000.00	224,000.00	11/05	12/12/24	1,575.45	390	80.00	MA	11/05	N	285,000.00	1	0,000	1,575.45	WORCESTER
103327456	SFR	NOO	PURCHASE	N	6,625	109,000.00	109,000.00	11/05	12/12/24	640.31	390	50.00	NY	11/05	N	200,000.00	1	0,000	640.31	VIRGINIA ISLAND
103327456	SFR	NOO	PURCHASE	N	5,125	416,000.00	416,000.00	11/05	12/12/24	2,265.07	390	90.43	NY	11/05	N	460,000.00	1	3,250	2,265.07	STATEN ISLAND
103327456	SFR	NOO	PURCHASE	N	5,375	500,000.00	500,000.00	11/05	12/12/24	2,789.86	390	58.66	NJ	12/10/24	N	838,000.00	1	6,100	2,789.86	SOUTHWEST BRANCHES
103327456	SFR	NOO	PURCHASE	N	7,880	250,000.00	250,000.00	11/05	12/12/24	1,813.54	390	66.66	FL	12/10/24	N	375,000.00	1	5,500	1,813.54	VENTNOR
103327456	SFR	NOO	PURCHASE	N	6,260	128,000.00	128,000.00	11/04	10/12/24	815.79	390	68.18	FL	12/10/24	N	185,000.00	1	5,500	815.79	OKOPEE
103327456	SFR	NOO	PURCHASE	N	5,500	318,500.00	318,500.00	12/04	11/12/24	1,469.79	390	80.00	FL	12/10/24	N	415,000.00	1	5,500	1,469.79	GAINESVILLE
103327456	SFR	NOO	REFI	N	5,250	315,000.00	315,000.00	11/05	11/12/24	1,378.13	390	70.00	CA	11/05	N	455,000.00	1	3,875	1,378.13	WOODLAND
103327456	SFR	NOO	REFI	N	5,750	319,000.00	319,000.00	11/05	12/12/24	1,528.54	390	55.00	CA	11/05	N	580,000.00	1	3,875	1,528.54	LAS VEGAS
103327456	SFR	NOO	REFI	N	5,000	157,000.00	157,000.00	11/05	12/12/24	856.67	390	69.77	CA	11/05	N	225,000.00	1	5,000	856.67	LOCKERIE
103327456	SFR	NOO	PURCHASE	N	5,125	224,000.00	224,000.00	11/05	12/12/24	1,300.47	390	70.00	CA	11/05	N	320,000.00	1	3,250	1,300.47	SPRING VALLEY
103327456	SFR	NOO	REFI	N	5,000	300,000.00	300,000.00	12/04	11/12/24	1,250.00	390	55.04	CA	11/05	N	445,000.00	1	3,250	1,250.00	LODI
103327456	SFR	NOO	REFI	N	5,500	142,000.00	142,000.00	11/05	11/12/24	1,019.01	390	70.00	CA	11/05	N	205,000.00	1	3,250	1,019.01	SAN JOSE
103327456	SFR	NOO	PURCHASE	N	5,500	227,500.00	227,500.00	12/04	11/12/24	1,584.72	390	69.02	CA	11/05	N	320,000.00	1	3,250	1,584.72	HANFORD
103327456	SFR	NOO	REFI	N	5,375	550,000.00	550,000.00	11/05	12/12/24	3,431.28	390	78.57	CA	11/05	N	700,000.00	1	3,875	3,431.28	OAKLAND
103327456	SFR	NOO	REFI	N	5,625	196,000.00	196,000.00	12/04	11/12/24	1,238.80	390	70.00	CA	11/05	N	280,000.00	1	3,875	1,238.80	GALT
103327456	SFR	NOO	PURCHASE	N	5,875	335,000.00	335,000.00	11/05	12/12/24	1,397.08	390	80.00	CA	11/05	N	480,000.00	1	3,875	1,397.08	SACRAMENTO
103327456	SFR	NOO	PURCHASE	N	5,000	322,000.00	322,000.00	12/04	11/12/24	1,015.00	390	80.00	CA	11/05	N	410,000.00	1	3,875	1,015.00	SANTA MARIA
103327456	SFR	NOO	PURCHASE	N	5,375	442,200.00	442,200.00	12/04	11/12/24	1,442.29	390	70.00	CA	11/05	N	460,000.00	1	3,500	1,442.29	DELANO
103327456	SFR	NOO	REFI	N	6,000	428,000.00	428,000.00	12/04	11/12/24	2,140.00	390	80.00	CA	11/05	N	535,000.00	1	3,250	2,140.00	SACRAMENTO
103327456	SFR	NOO	PURCHASE	N	5,125	196,350.00	196,350.00	12/04	11/12/24	838.58	390	70.00</								

103328844	SFR	10,600	39,469.93	20,386.05	17,025	12/11/19	265.79	190	10.99	NJ	1/1/05	Y	395,000.00	2	0.000	266.78	MANAHAWKIN	12/13/04	7	UR1320
103328855	SFR	5,375	857,750.00	167,556.44	21,005	1/1/05	1,599.06	360	70.00	CA	1/1/05	N	515,000.00	1	3.250	1,599.06	THOUSAND OAKS	12/22/04	2	PA6820E1
103328872	D-PUDS	5,250	264,600.00	369,500.00	11,005	12/1/04	931.84	360	75.00	NV	1/1/05	N	220,000.00	1	3.875	931.84	NORTH LAS VEGAS	12/22/04	2	PA1805E
103328896	SFR	6,250	264,600.00	369,500.00	11,005	12/1/04	1,378.11	360	70.00	CA	1/1/05	N	380,000.00	1	3.875	1,378.11	MORENO VALLEY	12/23/04	2	PA1402E1
103329024	SFR	4,625	264,600.00	369,500.00	21,005	12/1/04	1,248.98	360	45.76	CA	1/1/05	N	765,000.00	1	3.875	1,248.98	CASTRO VALLEY	12/23/04	2	PA0695E1
103329059	SFR	6,375	92,000.00	31,989.89	21,005	1/1/05	1,271.96	360	80.00	CA	1/1/05	N	115,000.00	1	3.250	1,271.96	BAKERSFIELD	12/27/04	2	PA0692E
103329095	SFR	6,500	200,000.00	81,989.00	21,005	1/1/05	811.59	360	57.97	CA	1/1/05	N	255,000.00	1	0.000	811.59	IMPERIAL	12/27/04	2	PA1405E1
103329165	SFR	6,500	168,000.00	169,819.19	21,005	1/1/05	1,264.14	360	80.00	RI	1/1/05	N	241,000.00	1	3.875	1,264.14	BARRINGTON	12/27/04	1	PA1403E1
103329172	D-PUDS	5,125	124,650.00	124,650.00	21,005	10/1/04	1,300.47	360	69.88	CA	12/1/04	N	435,000.00	1	3.250	1,300.47	MEDFORD	12/27/04	1	PA0692E1
103329363	SFR	9,875	124,650.00	124,650.00	21,005	1/1/05	1,080.66	360	95.00	WI	1/1/05	N	131,000.00	1	9.625	1,080.66	GREEN BAY	12/23/04	12	EA1802E
103329388	SFR	6,500	118,000.00	118,000.00	11,005	12/1/04	1,111.67	360	80.00	VA	1/1/05	N	400,000.00	1	3.500	1,111.67	LAS VEGAS	12/17/04	2	PA0430E1
103329394	SFR	6,000	118,000.00	118,000.00	11,005	12/1/04	591.50	360	70.00	FL	1/1/05	N	169,000.00	1	3.875	591.50	COCOA	12/12/04	2	PA1605E1
103329486	SFR	6,000	193,500.00	193,500.00	11,005	12/1/04	997.50	360	70.00	CA	1/1/05	N	745,000.00	1	3.875	997.50	FRESNO	12/24/04	2	PA1602E1
103329488	SFR	6,750	595,000.00	595,000.00	12,104	11/1/04	3,352.50	360	79.98	CA	1/1/05	N	295,000.00	1	3.875	3,352.50	CHULA VISTA	12/24/04	1	PA1602E1
103329507	4-FAMILY	6,625	190,000.00	149,734.58	12,104	11/1/04	960.47	360	37.50	CA	1/1/05	N	400,000.00	1	0.000	960.47	LOS ANGELES	12/24/04	2	PF1430
103329532	SFR	7,500	139,500.00	139,500.00	21,005	1/1/05	1,583.75	360	85.00	SC	1/1/05	N	154,000.00	1	0.000	1,583.75	TRAVELERS REST	12/24/04	2	PA0405E1
103329564	SFR	4,250	450,000.00	450,000.00	11,005	1/1/05	915.27	360	80.00	CA	1/1/05	N	915,000.00	1	3.250	915.27	NORTH RIDGE	12/14/04	15	EP2630
103329584	SFR	8,750	152,000.00	152,012.43	11,005	12/1/04	1,186.57	360	90.00	UT	1/1/05	N	170,000.00	1	0.000	1,186.57	NORTH OGDEN	12/22/04	1	PA0695E1
103329689	SFR	6,875	318,500.00	318,500.00	11,005	12/1/04	1,089.54	360	80.00	CA	12/1/04	N	239,900.00	1	3.250	1,089.54	FONTANA	12/10/04	2	PA0693E1
103329694	SFR	5,375	318,500.00	318,500.00	11,005	12/1/04	1,426.61	360	70.00	CA	12/1/04	N	465,000.00	1	3.250	1,426.61	GARDEN GROVE	12/10/04	2	PA0693E1
103329829	2-FAMILY	6,375	287,000.00	287,000.00	11,005	12/1/04	1,790.51	360	70.00	MA	1/1/05	N	410,000.00	2	0.000	1,790.51	MARLBOROUGH	12/23/04	1	PF1630
103329832	2-FAMILY	6,375	287,000.00	287,000.00	11,005	12/1/04	1,844.17	360	70.00	MA	1/1/05	N	410,000.00	2	0.000	1,844.17	MARLBOROUGH	12/23/04	1	PF1630
103329864	SFR	10,125	78,000.00	78,000.00	11,005	12/1/04	846.56	360	59.44	AZ	1/1/05	N	268,000.00	1	3.750	846.56	PHOENIX	12/24/04	2	PA0695E1
103329889	SFR	6,250	189,000.00	189,000.00	11,005	12/1/04	1,320.10	360	80.00	CA	1/1/05	N	315,000.00	1	3.875	1,320.10	IMPERIAL	12/24/04	2	PA1402E1
103329891	SFR	6,250	214,000.00	214,000.00	11,005	12/1/04	1,607.81	360	70.00	CA	1/1/05	N	525,000.00	1	3.250	1,607.81	SANTEE	12/24/04	2	PA1402E1
103329895	SFR	5,250	377,500.00	377,500.00	21,005	12/1/04	1,283.75	360	75.00	CA	12/1/04	N	365,000.00	1	3.875	1,283.75	RIVERSIDE	12/24/04	2	PA1402E1
103329896	D-PUDS	5,250	270,000.00	270,000.00	21,005	1/1/05	1,286.25	360	70.00	FL	1/1/05	N	514,000.00	1	0.000	1,286.25	PITTSBURG	12/22/04	2	PA0695E1
103329898	D-PUDS	5,250	399,100.00	399,100.00	11,005	12/1/04	2,588.56	360	77.65	CA	1/1/05	N	420,000.00	1	0.000	2,588.56	PITTSBURG	12/22/04	2	PA0695E1
103329899	SFR	5,625	252,000.00	252,000.00	21,005	1/1/05	1,181.25	360	70.00	CA	1/1/05	N	360,000.00	1	3.875	1,181.25	MURRIETA	12/29/04	2	PA0405E1
103329906	SFR	4,750	419,300.00	419,300.00	21,005	1/1/05	1,659.73	360	70.00	CA	1/1/05	N	600,000.00	1	3.875	1,659.73	SAN DIEGO	12/29/04	2	PA0405E1
103329936	SFR	7,000	248,000.00	248,000.00	11,005	12/1/04	1,649.95	360	75.18	CA	1/1/05	N	330,000.00	1	0.000	1,649.95	QUARTZ HILL AREA	12/23/04	2	PA0695E1
103329938	SFR	5,500	490,000.00	490,000.00	11,005	12/1/04	1,900.63	360	70.00	CA	1/1/05	N	700,000.00	1	3.250	1,900.63	FULLERTON	12/24/04	1	PA0695E1
103329942	PUD	5,500	530,000.00	530,000.00	11,005	12/1/04	2,897.50	360	70.00	CA	1/1/05	N	900,000.00	1	3.500	2,897.50	TEMECULA	12/24/04	1	PA0692E1
103329943	SFR	5,500	220,000.00	220,000.00	11,005	12/1/04	1,583.87	360	69.85	AZ	12/1/04	N	233,000.00	1	3.875	1,583.87	BUCKEYE	11/29/04	1	PA0695E1
103329944	SFR	8,375	209,700.00	209,700.00	12,104	11/1/04	1,583.87	360	80.00	AZ	12/1/04	N	233,000.00	1	3.875	1,583.87	BUCKEYE	11/29/04	1	PA0695E1
103329945	D-PUDS	6,125	137,900.00	137,900.00	12,104	11/1/04	660.77	360	70.00	AZ	12/1/04	N	224,000.00	1	3.875	660.77	GILBERT	11/29/04	1	PA1602E1
103329946	D-PUDS	5,750	126,000.00	126,000.00	12,104	11/1/04	564.38	360	69.24	AZ	12/1/04	N	182,000.00	1	3.875	564.38	MESSA	11/29/04	2	PA0692E1
103329947	CONDO	5,625	105,000.00	105,000.00	12,104	11/1/04	492.19	360	70.00	SC	1/1/05	N	155,000.00	1	3.250	492.19	HILTON HEAD ISLAND	11/29/04	2	PA2602E1
103329948	SFR	5,125	92,000.00	92,000.00	12,104	11/1/04	394.63	360	70.00	SC	1/1/05	N	132,000.00	1	3.875	394.63	MOHAVE VALLEY	11/29/04	2	PA1603E1
103329949	CONDO	4,750	353,500.00	353,500.00	12,104	11/1/04	1,844.02	360	70.00	SC	1/1/05	N	595,000.00	1	3.000	1,844.02	MYRTLE BEACH	12/24/04	2	PA0620E
103329950	PUD	5,500	120,400.00	120,400.00	12,104	11/1/04	551.83	360	70.00	AZ	12/1/04	N	172,000.00	1	3.875	551.83	HIGLEY	12/24/04	2	PA0620E
103329951	CONDO	5,125	129,500.00	129,500.00	12,104	11/1/04	553.07	360	70.00	SC	1/1/05	N	185,000.00	1	3.875	553.07	MESSA	12/6/04	1	PA1603E1
103329952	CONDO	7,500	640,000.00	640,000.00	12,104	11/1/04	4,474.97	360	80.00	SC	1/1/05	N	800,000.00	1	3.625	4,474.97	HILTON HEAD ISLAND	12/6/04	8	EA-8306
103329953	SFR	6,000	262,400.00	262,400.00	12,104	11/1/04	1,573.22	360	80.00	IL	12/1/04	N	378,000.00	1	3.250	1,573.22	OAK LAWN	11/24/04	1	EA-8306
103329954	SFR	6,375	192,000.00	192,000.00	12,104	11/1/04	1,197.83	360	80.00	IL	12/1/04	N	240,000.00	1	3.250	1,197.83	CHICAGO	11/24/04	8	EA1603E
103329955	D-PUDS	5,625	129,500.00	129,500.00	12,104	11/1/04	1,197.83	360	80.00	IL	12/1/04	N	144,000.00	1	3.250	1,197.83	CHICAGO	11/24/04	8	EA1603E
103329956	SFR	5,625	129,500.00	129,500.00	12,104	11/1/04	455.34	360	70.00	AZ	12/1/04	N	185,000.00	1	3.250	455.34	BUCKEYE	12/6/04	2	PA0693E1
103329957	SFR	5,625	129,500.00	129,500.00	12,104	11/1/04	607.03	360	70.00	AZ	12/1/04	N	145,000.00	1	3.250	607.03	BUCKEYE	12/6/04	2	PA0693E1
103329958	PUD	5,125	116,200.00	116,200.00	12,104	11/1/04	496.27	360	70.00	AZ	12/1/04	N	166,000.00	1	3.250	496.27	CHANDLER	11/22/04	2	PA0692E1
103329959	PUD	5,750	185,600.00	185,600.00	12,104	11/1/04	889.33	360	80.00	AZ	12/1/04	N	232,000.00	1	3.875	889.33	PHOENIX	12/8/04	2	PA0692E1

1103331364	PUD	CONDO	UU	PURCHASE	N	5,750	5,750	258,650.00	258,650.00	5/1/05	12/1/24	1,238.17	360	90.00	CA	11/05	N	323,000.00	1	2,750	1,238.17	ROHNERT PARK	BA1603E1	12/21/04	94928
1103331365	PURCHASE	SFR	UU	PURCHASE	N	5,000	5,000	333,700.00	333,700.00	11/05	12/1/24	1,300.42	360	76.52	CA	11/05	N	425,000.00	1	2,250	1,300.42	OAKLAND	BA0603E1	12/21/04	94670
1103331366	PURCHASE	SFR	UU	PURCHASE	N	5,250	5,250	765,000.00	765,000.00	11/05	12/1/24	3,307.50	360	60.00	CA	11/05	N	1,760,000.00	1	2,250	3,307.50	MALIBU	BA0603E1	12/21/04	90265
1103331367	PURCHASE	SFR	UU	PURCHASE	N	4,250	4,250	574,000.00	574,000.00	11/05	12/1/24	2,331.88	360	80.00	CA	11/05	N	721,000.00	1	2,250	2,331.88	NOVATO	BA0603E1	12/21/04	94945
1103331368	PURCHASE	SFR	UU	REFINANCE	N	5,625	5,625	170,000.00	170,000.00	11/05	12/1/24	978.62	360	11.52	CA	11/05	N	970,000.00	1	2,250	978.62	NOVATO	BA0603E1	12/21/04	94949
1103331370	PURCHASE	SFR	UU	PURCHASE	N	5,000	5,000	301,500.00	301,500.00	11/05	12/1/24	1,256.25	360	64.83	CA	11/05	N	465,000.00	1	2,250	1,256.25	MADERA	BA1602E1	12/21/04	83838
1103331371	PURCHASE	SFR	UU	PURCHASE	N	4,625	4,625	650,000.00	650,000.00	11/05	12/1/24	2,505.21	360	76.03	CA	11/05	N	865,000.00	1	2,250	2,505.21	SAN FRANCISCO	BA0603E1	12/21/04	94133
1103331372	PURCHASE	SFR	UU	PURCHASE	N	5,500	5,500	219,300.00	219,300.00	11/05	12/1/24	1,280.13	360	70.00	CA	11/05	N	400,000.00	1	5,000	1,280.13	SANTA ROSA	BA0603E1	12/21/04	95437
1103331379	PURCHASE	SFR	UU	PURCHASE	N	5,125	5,125	369,300.00	369,300.00	11/05	12/1/24	1,862.21	360	57.75	CA	11/05	N	670,000.00	1	2,750	1,862.21	SAN FRANCISCO	BA0603E1	12/21/04	95404
1103331380	PURCHASE	CONDO	2ND	REFI	Y	5,125	5,125	100,000.00	100,000.00	11/05	12/1/24	427.08	360	35.08	CA	11/05	N	295,000.00	1	2,250	427.08	SAN RAFAEL	BA0603E1	12/21/04	94559
1103331381	PURCHASE	CONDO	00	REFI	Y	5,125	5,125	472,000.00	472,000.00	11/05	12/1/24	2,015.83	360	80.00	CA	11/05	N	590,000.00	1	2,250	2,015.83	SAN FRANCISCO	BA0603E1	12/21/04	94903
1103331382	PURCHASE	D-PUDS	00	PURCHASE	N	5,375	5,375	695,070.00	695,070.00	11/05	12/1/24	3,072.13	360	80.00	CA	11/05	N	1,450,000.00	1	2,250	3,072.13	GILROY	BA0603E1	12/21/04	94903
1103331383	PURCHASE	D-PUDS	00	PURCHASE	N	5,750	5,750	989,570.00	989,570.00	11/05	12/1/24	4,786.87	360	88.89	CA	11/05	N	1,650,000.00	1	2,250	4,786.87	NOVATO	BA1603E1	12/21/04	94945
1103331384	PURCHASE	CONDO	00	REFI	Y	5,375	5,375	307,500.00	307,500.00	11/05	12/1/24	1,377.34	360	75.00	CA	11/05	N	360,000.00	1	2,250	1,377.34	SACRAMENTO	BA1603E1	12/21/04	95531
1103331385	PURCHASE	CONDO	00	PURCHASE	N	5,125	5,125	288,000.00	288,000.00	12/1/04	12/1/24	1,230.00	360	80.00	CA	11/05	N	840,000.00	1	2,250	1,230.00	SAN LEANDRO	BA0603E1	12/21/04	94577
1103331386	PURCHASE	SFR	UU	PURCHASE	N	5,125	5,125	650,000.00	650,000.00	11/05	12/1/24	2,776.04	360	65.00	CA	11/05	N	840,000.00	1	2,250	2,776.04	LAGUNITAS	BA0603E1	12/21/04	94938
1103331387	PURCHASE	SFR	UU	REFI	Y	5,750	5,750	780,000.00	780,000.00	11/05	12/1/24	3,383.33	360	80.00	CA	11/05	N	1,200,000.00	1	2,250	3,383.33	NOVATO	BA0603E1	12/21/04	94110
1103331388	PURCHASE	D-PUDS	00	PURCHASE	N	5,000	5,000	476,000.00	476,000.00	11/05	12/1/24	1,983.33	360	80.00	CA	11/05	N	660,000.00	1	2,250	1,983.33	NOVATO	BA0603E1	12/21/04	94559
1103331389	PURCHASE	CONDO	00	PURCHASE	N	5,500	5,500	292,000.00	292,000.00	11/05	12/1/24	1,338.33	360	80.00	CA	11/05	N	365,000.00	1	2,250	1,338.33	NAPA	BA0603E1	12/21/04	94559
1103331390	PURCHASE	SFR	NOO	PURCHASE	N	5,875	5,875	235,250.00	235,250.00	11/05	12/1/24	1,393.07	360	75.00	CA	11/05	N	314,000.00	1	2,250	1,393.07	CITRUS HEIGHTS	BA0603E1	12/21/04	96271
1103331391	PURCHASE	D-PUDS	00	PURCHASE	N	5,250	5,250	420,000.00	420,000.00	11/05	12/1/24	2,319.26	360	80.00	CA	11/05	N	525,000.00	1	2,250	2,319.26	CASITRO VALLEY	BA1603E1	12/21/04	94546
1103331392	PURCHASE	SFR	NOO	PURCHASE	N	5,250	5,250	419,518.24	419,518.24	11/05	12/1/24	1,937.34	360	80.00	CA	11/05	N	184,000.00	1	2,250	1,937.34	PORT VALLEY	BA1603E1	12/21/04	85021
1103331393	PURCHASE	CONDO	00	PURCHASE	N	7,500	7,500	146,600.00	146,600.00	11/05	12/1/24	1,025.05	360	88.85	AZ	12/1/04	N	360,000.00	1	0.000	1,025.05	PHOENIX	PF1630	12/29/04	85023
1103331403	PURCHASE	D-PUDS	00	REFI	Y	6,625	6,625	254,000.00	254,000.00	11/05	12/1/24	1,626.39	360	60.00	AZ	12/1/04	N	184,000.00	1	0.000	1,626.39	PHOENIX	PF1630	12/29/04	85023
1103331405	PURCHASE	SFR	2ND	PURCHASE	N	7,375	7,375	103,500.00	103,500.00	12/1/04	11/1/24	714.85	360	94.96	IL	12/1/04	N	108,000.00	1	0.000	714.85	TOBYHANNA	PF1630	12/29/04	18466
1103331411	PURCHASE	SFR	NOO	REFI	Y	6,375	6,375	140,000.00	140,000.00	12/1/04	11/1/24	873.42	360	70.00	CA	11/05	N	108,000.00	1	0.000	873.42	TOBYHANNA	PF1630	12/29/04	60609
1103331413	PURCHASE	SFR	NOO	PURCHASE	N	11,490	11,490	20,850.00	20,850.00	11/05	12/1/24	206.32	180	15.00	VA	11/05	N	495,000.00	2	0.000	206.32	BRYAN	U06030	12/23/04	77802
1103331416	PURCHASE	CONDO	NOO	PURCHASE	N	12,490	12,490	58,350.00	58,350.00	12/1/04	11/1/19	622.29	180	15.00	TX	12/1/04	N	108,000.00	2	0.000	622.29	LORRANCE AREA	U06030	12/23/04	90501
1103331420	PURCHASE	3-FAMILY	NOO	REFI	Y	12,490	12,490	29,242.50	29,242.50	12/1/04	11/1/19	311.95	180	15.00	CA	11/05	N	510,000.00	2	0.000	311.95	LORRANCE AREA	U06030	12/23/04	90501
1103331426	PURCHASE	SFR	NOO	PURCHASE	N	12,490	12,490	76,480.38	76,480.38	11/05	12/1/24	815.86	180	15.00	CA	11/05	N	165,000.00	2	0.000	815.86	MARYSVILLE	U06030	12/23/04	48940
1103332217	PURCHASE	SFR	NOO	PURCHASE	N	12,490	12,490	30,714.12	30,714.12	11/05	12/1/24	220.28	180	15.00	MI	12/1/04	N	265,000.00	2	0.000	220.28	DOUGLASSVILLE	U06030	12/23/04	30135
1103332218	PURCHASE	SFR	NOO	PURCHASE	N	12,490	12,490	38,250.00	38,250.00	11/05	12/1/24	327.64	180	15.00	GA	12/1/04	N	256,000.00	2	0.000	327.64	CHICAGO	U06030	12/23/04	60629
1103332228	PURCHASE	SFR	NOO	PURCHASE	N	12,490	12,490	38,250.00	38,250.00	11/05	12/1/24	437.82	180	15.00	IL	12/1/04	N	136,000.00	2	0.000	437.82	DEER PARK	U06030	12/23/04	90006
1103331951	PURCHASE	SFR	NOO	PURCHASE	N	11,000	11,000	20,400.00	20,400.00	12/1/04	11/1/19	194.27	180	15.00	WA	12/1/04	N	147,000.00	2	0.000	194.27	PRESCOTT VALLEY	U06030	12/23/04	86314
1103331952	PURCHASE	SFR	NOO	PURCHASE	N	12,490	12,490	21,769.42	21,769.42	12/1/04	11/1/19	232.23	180	15.00	AZ	12/1/04	N	690,000.00	2	0.000	232.23	VALLEJO	U06030	12/23/04	21193
1103331953	PURCHASE	SFR	NOO	PURCHASE	N	11,990	11,990	68,960.00	68,960.00	12/1/04	11/1/19	709.21	180	10.00	CA	12/1/04	N	220,000.00	2	0.000	709.21	WOODBRIDGE	U06030	12/23/04	94536
1103331954	PURCHASE	SFR	NOO	PURCHASE	N	12,490	12,490	32,991.54	32,991.54	12/1/04	11/1/19	351.94	180	15.00	VA	12/1/04	N	135,000.00	2	0.000	351.94	WOODBRIDGE	U06030	12/23/04	85225
1103331955	PURCHASE	SFR	NOO	PURCHASE	N	10,990	10,990	20,250.00	20,250.00	11/05	12/1/04	208.14	180	10.00	AZ	12/1/04	N	375,000.00	2	0.000	208.14	CHANDLER	U06030	12/23/04	94536
1103332289	PURCHASE	SFR	NOO	PURCHASE	N	13,490	13,490	56,875.00	56,875.00	11/05	12/1/19	639.56	180	15.00	CA	11/05	N	178,000.00	2	0.000	639.56	TRACY	U06030	12/23/04	85376
1103332290	PURCHASE	SFR	NOO	PURCHASE	N	12,490	12,490	26,567.00	26,567.00	11/05	12/1/19	283.33	180	15.00	TX	12/1/04	N	460,000.00	2	0.000	283.33	KATY	U06030	12/23/04	77494
1103332304	PURCHASE	4-FAMILY	NOO	PURCHASE	N	13,990	13,990	693.79	693.79	11/05	12/1/19	693.79	180	15.00	FL	12/1/04	N	460,000.00	2	0.000	693.79	GLEN ALLEN	U06030	12/23/04	33138
1103332305	PURCHASE	CONDO	NOO	PURCHASE	N	13,990	13,990	35,028.61	35,028.61	11/05	12/1/19	414.84	180	15.00	VA	12/1/04	N	251,311	2	0.000	414.84	PANORAMA CITY AREA	U06030	12/23/04	23059
1103332307	PURCHASE	CONDO	2ND	PURCHASE	N	11,990	11,990	24,442.99	24,442.99																

103329241	2-FAMILY	CC	REFI	CC	Y	6,375	8,180	390,000.00	12/1/04	11/05	12/1/04	2,370.71	360	77.86	NY	1/105	N	488,000.00	1	0.000	2,270.71	ELMHURST	11/24/04	2	BF1630
103329242	2-FAMILY	OO	REFI	OO	Y	8,180	10,000.00	100,000.00	12/1/04	11/05	12/1/04	746.35	360	25.84	NY	1/105	N	307,000.00	1	0.000	746.35	LONG BEACH	12/17/04	2	BF3630
103329243	SFR	OO	REFI	OO	Y	6,875	255,000.00	118,000.00	12/1/04	11/05	12/1/04	1,675.17	360	51.00	NY	1/105	N	500,000.00	1	0.000	1,675.17	WOODMERE	12/17/04	2	BF2630
103329244	SFR	OO	REFI	OO	Y	6,500	118,000.00	68,500.00	12/1/04	11/05	12/1/04	785.84	360	59.00	FL	1/105	N	200,000.00	1	0.000	785.84	MIRAMAR	12/17/04	2	PF0630
103329245	PUD	OO	REFI	OO	Y	7,500	88,500.00	50,000.00	12/1/04	11/05	12/1/04	618.80	360	75.00	FL	1/105	N	118,000.00	1	0.000	618.80	TAMPA	12/24/04	12	PF0630
103329246	PUD	OO	REFI	OO	Y	5,750	339,000.00	121,800.00	12/1/04	11/05	12/1/04	1,978.31	360	70.77	NY	1/105	N	480,000.00	1	0.000	1,978.31	STATEN ISLAND	12/27/04	12	PF0630
103329247	SFR	NOO	REFI	NOO	Y	5,375	121,800.00	60,000.00	11/1/04	11/05	11/1/04	545.56	360	70.00	NV	1/105	N	174,000.00	1	3.875	545.56	LAS VEGAS	12/28/04	2	PA0021
103329248	SFR	OO	REFI	OO	N	6,140	294,000.00	185,400.00	11/1/04	12/1/04	11/1/04	1,728.37	360	80.00	CA	12/1/04	N	355,000.00	1	5.890	1,728.37	SAN DIEGO	11/24/04	2	BA0602E
103329249	SFR	OO	REFI	OO	N	6,460	185,000.00	109,200.00	11/1/04	12/1/04	11/1/04	1,168.24	360	80.00	CA	12/1/04	N	232,000.00	1	6.240	1,168.24	OKLAND	11/24/04	2	BA0602E
103329250	SFR	OO	REFI	OO	N	6,640	109,200.00	59,500.00	11/1/04	12/1/04	11/1/04	718.46	360	80.00	CA	12/1/04	N	136,500.00	1	6.390	718.46	BRANDON	11/24/04	2	BA0602E
103329251	SFR	OO	REFI	OO	N	6,890	109,200.00	59,500.00	11/1/04	12/1/04	11/1/04	684.34	360	79.95	FL	11/27/04	N	137,000.00	1	6.140	684.34	FORT WAYNE	11/24/04	1	BA0602E
103329252	SFR	OO	REFI	OO	N	6,390	109,200.00	59,500.00	11/1/04	12/1/04	11/1/04	352.48	360	74.02	IN	11/27/04	N	73,500.00	1	6.490	352.48	FORT WAYNE	11/24/04	1	BA0602E
103329253	SFR	OO	REFI	OO	N	6,740	89,600.00	54,375.00	11/1/04	12/1/04	11/1/04	543.75	360	78.43	KS	11/26/04	N	112,000.00	1	6.490	543.75	MERRILLVILLE	11/24/04	1	BA0602E
103329254	SFR	OO	REFI	OO	N	5,540	85,940.00	50,000.00	11/1/04	12/1/04	11/1/04	580.55	360	80.00	KS	12/1/04	N	102,000.00	1	6.490	580.55	WICHITA	11/24/04	1	BA0602E
103329255	SFR	OO	REFI	OO	N	5,990	123,750.00	72,000.00	11/1/04	12/1/04	11/1/04	490.12	360	78.49	KS	12/1/04	N	169,500.00	1	5.290	490.12	MULBROUGH	11/24/04	1	BA0602E
103329256	SFR	OO	REFI	OO	N	5,140	174,000.00	103,000.00	11/1/04	12/1/04	11/1/04	741.15	360	73.67	MA	11/18/04	N	108,000.00	1	5.740	741.15	MARLBOROUGH	11/24/04	1	BA0602E
103329257	SFR	OO	REFI	OO	N	7,990	88,000.00	50,000.00	11/1/04	12/1/04	11/1/04	949.14	360	79.11	MI	11/19/04	N	110,000.00	1	4.890	949.14	CHESTERFIELD	11/24/04	2	BA0602E
103329258	SFR	OO	REFI	OO	N	6,390	97,600.00	60,800.00	11/1/04	12/1/04	11/1/04	603.85	360	78.08	MI	11/26/04	N	125,000.00	1	6.140	603.85	WARREN	11/24/04	2	BA0602E
103329259	SFR	OO	REFI	OO	N	6,140	270,000.00	163,000.00	11/1/04	12/1/04	11/1/04	1,338.88	360	80.00	MN	11/21/04	N	275,000.00	1	6.390	1,338.88	COON RAPIDS	11/24/04	2	BA0602E
103329260	SFR	OO	REFI	OO	N	6,590	65,600.00	36,000.00	11/1/04	12/1/04	11/1/04	418.53	360	72.01	MO	11/25/04	N	91,100.00	1	6.390	418.53	MCCOMB	11/24/04	2	BA0602E
103329261	SFR	OO	REFI	OO	N	7,740	70,000.00	40,000.00	11/1/04	12/1/04	11/1/04	501.00	360	80.00	MO	12/1/04	N	120,000.00	1	7.490	501.00	SAINTE JOSEPH	11/24/04	2	BA0602E
103329262	SFR	OO	REFI	OO	N	5,740	176,000.00	103,000.00	11/1/04	12/1/04	11/1/04	1,025.97	360	80.00	NV	11/22/04	N	163,000.00	1	5.490	1,025.97	LAS VEGAS	11/24/04	2	BA0602E
103329263	SFR	OO	REFI	OO	N	6,940	130,400.00	86,231.84	11/1/04	12/1/04	11/1/04	862.31	360	80.00	NY	11/22/04	N	114,000.00	1	6.890	862.31	WHEATFIELD	11/24/04	1	BA0602E
103329264	SFR	OO	REFI	OO	N	6,890	86,720.00	66,444.45	11/1/04	12/1/04	11/1/04	559.01	360	76.08	NC	11/15/04	N	87,000.00	1	6.390	559.01	BURLINGTON	11/24/04	1	BA0602E
103329265	SFR	OO	REFI	OO	N	6,640	96,400.00	60,800.00	11/1/04	12/1/04	11/1/04	446.35	360	80.00	NC	11/21/04	N	122,200.00	1	6.240	446.35	POLKVILLE	11/24/04	2	BA0602E
103329266	SFR	OO	REFI	OO	N	6,490	96,400.00	60,800.00	11/1/04	12/1/04	11/1/04	608.68	360	78.89	NC	11/25/04	N	155,000.00	1	6.140	608.68	ASHEVILLE	11/24/04	2	BA0602E
103329267	SFR	OO	REFI	OO	N	6,390	124,000.00	77,482.00	11/1/04	12/1/04	11/1/04	774.82	360	80.00	NC	11/20/04	N	155,000.00	1	6.140	774.82	VALE	11/24/04	2	BA0602E
103329268	SFR	OO	REFI	OO	N	6,490	62,400.00	39,400.00	11/1/04	12/1/04	11/1/04	394.00	360	80.00	NC	11/13/04	N	78,000.00	1	6.240	394.00	SALISBURY	11/24/04	1	BA0602E
103329269	SFR	OO	REFI	OO	N	6,450	125,600.00	78,975.00	11/1/04	12/1/04	11/1/04	789.75	360	80.00	SC	11/13/04	N	157,000.00	1	6.200	789.75	SIMPSONVILLE	11/24/04	1	BA0602E
103329270	SFR	OO	REFI	OO	N	5,990	92,240.00	52,430.00	11/1/04	12/1/04	11/1/04	552.43	360	79.52	SC	11/26/04	N	116,000.00	1	5.740	552.43	IRMO	11/24/04	1	BA0602E
103329271	SFR	OO	REFI	OO	N	6,685	68,000.00	37,975.51	11/1/04	12/1/04	11/1/04	437.21	360	71.72	SC	12/1/04	N	87,500.00	1	6.415	437.21	AIKEN	11/24/04	2	BA0602E
103329272	SFR	OO	REFI	OO	N	6,640	88,131.00	50,000.00	11/1/04	12/1/04	11/1/04	565.19	360	78.69	TN	12/1/04	N	112,000.00	1	6.390	565.19	MURFREESBORO	11/24/04	2	BA0602E
103329273	SFR	OO	REFI	OO	N	6,540	171,000.00	103,000.00	11/1/04	12/1/04	11/1/04	742.85	360	80.00	WI	12/1/04	N	146,300.00	1	6.290	742.85	APPLETON	11/24/04	2	BA0602E
103329274	SFR	OO	REFI	OO	N	6,240	94,000.00	53,939.15	11/1/04	12/1/04	11/1/04	383.64	360	65.31	WI	12/1/04	N	98,000.00	1	5.990	383.64	MILWAUKEE	11/24/04	1	BA0602E
103329275	SFR	OO	REFI	OO	N	5,740	74,000.00	46,635.00	11/1/04	12/1/04	11/1/04	466.35	360	79.21	AZ	12/1/04	N	101,000.00	1	5.490	466.35	QUEEN CREEK	11/24/04	1	BA0602E
103329276	SFR	OO	REFI	OO	N	6,000	74,000.00	46,635.00	11/1/04	12/1/04	11/1/04	446.07	360	80.00	NM	12/1/04	N	93,000.00	1	5.750	446.07	ALBUQUERQUE	11/24/04	1	BA0602E
103329277	SFR	OO	REFI	OO	N	6,000	103,900.00	60,315.00	11/1/04	12/1/04	11/1/04	603.15	360	79.94	UT	12/1/04	N	103,000.00	1	5.450	603.15	HEBER CITY	11/24/04	1	BA0602E
103329278	SFR	OO	REFI	OO	N	6,490	82,400.00	52,028.28	11/1/04	12/1/04	11/1/04	520.28	360	80.00	AZ	11/25/04	N	105,000.00	1	6.240	520.28	GRAND RAPIDS	11/24/04	2	BA0602E
103329279	SFR	OO	REFI	OO	N	6,390	94,000.00	58,299.00	11/1/04	12/1/04	11/1/04	558.29	360	80.00	AZ	11/25/04	N	105,000.00	1	6.090	558.29	PHOENIX	11/24/04	2	BA0602E
103329280	SFR	OO	REFI	OO	N	6,340	128,000.00	78,563.00	11/1/04	12/1/04	11/1/04	795.63	360	80.00	VA	12/1/04	N	160,000.00	1	6.240	795.63	PETERSBURG	11/24/04	2	BA0602E
103329281	SFR	OO	REFI	OO	N	6,375	87,200.00	50,000.00	11/1/04	12/1/04	11/1/04	665.00	360	80.00	FL	12/1/04	N	119,000.00	1	6.065	665.00	HOLLYWOOD	11/24/04	2	BA0602E
103329282	SFR	OO	REFI	OO	N	5,890	126,000.00	82,636.86	11/1/04	12/1/04	11/1/04	748.97	360	79.93	AZ	12/1/04	N	158,000.00	1	5.640	748.97	CHANDLER	11/24/04	1	BA0602E
103329283	SFR	OO	REFI	OO	N	6,615	118,000.00	62,533.00	11/1/04	12/1/04	11/1/04	716.41	360	80.00	MN	11/27/04	N	140,100.00	1	6.365	716.41	SAUK RAPIDS	11/24/04	12	BA0602E
103329284	SFR	OO	REFI	OO	N	6,240	95,200.00</																		

10333181	SFR	CO	REFI	N	6,653	5,740	130,600.00	129,224.10	11/19/04	10/19/04	11/19/04	11/19/04	IL	71.81	391	71.81	11/19/04	255,000.00	1	1	6,350	1,267.10	CHICAGO	1,267.10	11/24/04	BA0602E
10333182	SFR	CO	REFI	N	5,740	224,400.00	224,400.00	224,165.27	12/1/04	11/1/04	12/1/04	12/1/04	IL	80.00	360	80.00	12/1/04	280,000.00	1	1	5,490	1,308.11	AURORA	1,308.11	11/24/04	BA1602E
10333183	SFR	CO	REFI	N	7,240	50,400.00	50,400.00	50,360.60	12/1/04	11/1/04	12/1/04	12/1/04	WI	73.05	360	73.05	12/1/04	60,500.00	1	1	6,990	343.48	MILWAUKEE	343.48	11/24/04	BA2602E
10333184	SFR	CO	REFI	N	5,990	204,000.00	204,000.00	203,796.52	12/1/04	11/1/04	12/1/04	12/1/04	IL	78.47	360	78.47	12/1/04	170,000.00	1	1	5,740	1,221.77	WESTCHESTER	1,221.77	11/24/04	BA1602E
10333185	SFR	CO	REFI	N	6,140	136,000.00	136,000.00	135,688.20	12/1/04	10/15/04	11/15/04	11/15/04	IL	80.00	360	80.00	11/15/04	170,000.00	1	1	5,890	827.67	CHICAGO	827.67	11/24/04	BA1602E
10333186	SFR	CO	REFI	N	6,390	284,000.00	284,000.00	283,737.72	12/1/04	11/1/04	12/1/04	12/1/04	IL	71.81	360	71.81	12/1/04	395,900.00	1	1	6,590	1,774.58	CHICAGO	1,774.58	11/24/04	BA1602E
10333187	SFR	CO	REFI	N	6,890	236,000.00	236,000.00	235,788.79	12/1/04	11/1/04	12/1/04	12/1/04	IL	80.00	360	80.00	12/1/04	295,900.00	1	1	6,590	1,538.54	ADDITION	1,538.54	11/24/04	BA1602E
10333188	SFR	CO	REFI	N	5,890	183,200.00	183,200.00	183,013.75	12/1/04	11/1/04	12/1/04	12/1/04	IL	80.00	360	80.00	12/1/04	225,000.00	1	1	6,240	1,085.45	HOMERWOOD	1,085.45	11/24/04	BA1602E
10333189	SFR	CO	REFI	N	6,490	172,000.00	172,000.00	171,844.20	12/1/04	11/1/04	12/1/04	12/1/04	IL	80.00	360	80.00	12/1/04	215,000.00	1	1	6,240	1,085.45	HOMERWOOD	1,085.45	11/24/04	BA1602E
10333190	SFR	CO	REFI	N	7,090	228,000.00	228,000.00	227,816.40	12/1/04	11/1/04	12/1/04	12/1/04	IL	79.97	360	79.97	12/1/04	285,000.00	1	1	6,840	1,181.68	CHICAGO	1,181.68	11/24/04	BA1602E
10333191	SFR	CO	REFI	N	6,250	191,920.00	191,920.00	191,659.37	12/1/04	11/1/04	12/1/04	12/1/04	KS	80.00	360	80.00	12/1/04	315,000.00	1	1	6,390	1,453.04	PRAIRIE VILLAGE	1,453.04	11/24/04	BA2602E
10333192	SFR	CO	REFI	N	5,640	252,000.00	252,000.00	251,694.21	12/1/04	11/1/04	12/1/04	12/1/04	KS	80.00	360	80.00	12/1/04	315,000.00	1	1	6,390	1,453.04	PRAIRIE VILLAGE	1,453.04	11/24/04	BA2602E
10333193	SFR	CO	REFI	N	6,990	128,800.00	128,800.00	128,694.21	12/1/04	11/1/04	12/1/04	12/1/04	WI	80.00	360	80.00	12/1/04	161,000.00	1	1	6,740	856.04	CHICAGO	856.04	11/24/04	BA1602E
10333194	SFR	CO	REFI	N	7,340	108,000.00	108,000.00	107,914.51	12/1/04	11/1/04	12/1/04	12/1/04	WI	80.00	360	80.00	12/1/04	135,000.00	1	1	7,090	743.35	HAZEL CHEST	743.35	11/24/04	BA1602E
10333195	SFR	CO	REFI	N	6,500	172,000.00	172,000.00	171,844.51	12/1/04	11/1/04	12/1/04	12/1/04	IL	80.00	360	80.00	12/1/04	215,000.00	1	1	6,250	1,087.16	CHICAGO	1,087.16	11/24/04	BA1602E
10333196	SFR	CO	REFI	N	6,340	84,720.00	84,720.00	84,640.99	12/1/04	11/1/04	12/1/04	12/1/04	IL	79.93	360	79.93	12/1/04	106,000.00	1	1	6,090	526.60	WOODRIDGE	526.60	11/24/04	BA2602E
10333197	SFR	CO	REFI	N	7,540	348,000.00	348,000.00	347,743.79	12/1/04	11/1/04	12/1/04	12/1/04	IL	88.55	360	88.55	12/1/04	393,000.00	1	1	7,290	2,442.81	ELMWOOD PARK	2,442.81	11/24/04	BA2602E
10333198	SFR	CO	REFI	N	6,640	80,000.00	80,000.00	79,929.63	12/1/04	11/1/04	12/1/04	12/1/04	IL	79.69	360	79.69	12/1/04	127,000.00	1	1	6,020	624.42	CHICAGO	624.42	11/24/04	BA2602E
10333199	SFR	CO	REFI	N	7,240	99,520.00	99,520.00	99,247.83	12/1/04	11/1/04	12/1/04	12/1/04	IL	66.67	360	66.67	12/1/04	127,000.00	1	1	6,990	880.95	ROCKFORD	880.95	11/24/04	BA1602E
10333200	SFR	CO	REFI	N	6,140	136,380.00	136,380.00	136,247.83	12/1/04	11/1/04	12/1/04	12/1/04	WI	79.36	360	79.36	12/1/04	178,500.00	1	1	6,390	880.95	ROCKFORD	880.95	11/24/04	BA1602E
10333201	SFR	CO	REFI	N	6,920	303,920.00	303,920.00	303,666.92	12/1/04	11/1/04	12/1/04	12/1/04	WI	80.00	360	80.00	12/1/04	365,000.00	1	1	6,670	2,005.68	MILWAUKEE	2,005.68	11/24/04	BA1602E
10333202	SFR	CO	REFI	N	6,740	140,800.00	140,800.00	140,647.04	12/1/04	11/1/04	12/1/04	12/1/04	IL	80.00	360	80.00	12/1/04	185,000.00	1	1	6,490	802.98	CHICAGO	802.98	11/24/04	BA1602E
10333203	SFR	CO	REFI	N	5,540	124,000.00	124,000.00	123,885.48	12/1/04	11/1/04	12/1/04	12/1/04	IL	80.00	360	80.00	12/1/04	165,000.00	1	1	5,290	802.98	BEAUREGARD	802.98	11/24/04	BA1602E
10333204	SFR	CO	REFI	N	6,390	124,000.00	124,000.00	123,885.48	12/1/04	11/1/04	12/1/04	12/1/04	MO	80.00	360	80.00	12/1/04	155,000.00	1	1	6,140	759.82	PARK FOREST	759.82	11/24/04	BA1602E
10333205	SFR	CO	REFI	N	7,940	70,200.00	70,200.00	70,152.32	12/1/04	11/1/04	12/1/04	12/1/04	MO	80.00	360	80.00	12/1/04	115,000.00	1	1	7,690	512.17	BELTNGROVE	512.17	11/24/04	BA1602E
10333206	SFR	CO	REFI	N	6,240	192,000.00	192,000.00	191,817.47	12/1/04	11/1/04	12/1/04	12/1/04	KS	79.05	360	79.05	12/1/04	240,000.00	1	1	5,990	1,180.93	MILWAUKEE	1,180.93	11/24/04	BA1602E
10333207	SFR	CO	REFI	N	6,640	66,400.00	66,400.00	66,341.58	12/1/04	11/1/04	12/1/04	12/1/04	KS	79.05	360	79.05	12/1/04	84,000.00	1	1	6,390	425.83	OLATHE	425.83	11/24/04	BA1602E
10333208	SFR	CO	REFI	N	5,940	97,600.00	97,600.00	97,522.18	12/1/04	11/1/04	12/1/04	12/1/04	WI	80.00	360	80.00	12/1/04	114,000.00	1	1	5,690	514.68	ROUND LAKE BEACH	514.68	11/24/04	BA1602E
10333209	SFR	CO	REFI	N	5,620	210,000.00	210,000.00	209,775.28	12/1/04	11/1/04	12/1/04	12/1/04	IL	80.00	360	80.00	12/1/04	280,000.00	1	1	5,370	2,082.22	HAZEL CHEST	2,082.22	11/24/04	BA1602E
10333210	SFR	CO	REFI	N	5,830	116,000.00	116,000.00	115,880.72	12/1/04	11/1/04	12/1/04	12/1/04	IL	80.00	360	80.00	12/1/04	145,000.00	1	1	5,580	688.54	HAZEL CHEST	688.54	11/24/04	BA1602E
10333211	SFR	CO	REFI	N	6,340	180,000.00	180,000.00	179,751.00	12/1/04	11/1/04	12/1/04	12/1/04	WI	76.65	360	76.65	12/1/04	233,000.00	1	1	6,090	1,118.85	VILLAGE PARK	1,118.85	11/24/04	BA1602E
10333212	SFR	CO	REFI	N	6,390	101,440.00	101,440.00	101,050.59	12/1/04	11/1/04	12/1/04	12/1/04	MO	80.00	360	80.00	12/1/04	152,000.00	1	1	6,140	632.00	INDEPENDENCE	632.00	11/24/04	BA1602E
10333213	SFR	CO	REFI	N	6,390	121,600.00	121,600.00	121,487.70	12/1/04	11/1/04	12/1/04	12/1/04	MO	80.00	360	80.00	12/1/04	152,000.00	1	1	6,140	632.00	INDEPENDENCE	632.00	11/24/04	BA1602E
10333214	SFR	CO	REFI	N	5,740	68,000.00	68,000.00	67,928.87	12/1/04	11/1/04	12/1/04	12/1/04	IL	80.00	360	80.00	12/1/04	85,000.00	1	1	5,490	396.40	PARK FOREST	396.40	11/24/04	BA1602E
10333215	SFR	CO	REFI	N	5,850	156,000.00	156,000.00	155,840.50	12/1/04	11/1/04	12/1/04	12/1/04	IL	80.00	360	80.00	12/1/04	195,000.00	1	1	5,600	396.40	OSHKOSH	396.40	11/24/04	BA1602E
10333216	SFR	CO	REFI	N	6,290	216,000.00	216,000.00	215,796.62	12/1/04	11/1/04	12/1/04	12/1/04	WI	90.00	360	90.00	12/1/04	240,000.00	1	1	6,040	1,335.57	BELLEVILLE	1,335.57	11/24/04	BA1602E
10333217	SFR	CO	REFI	N	7,150	113,300.00	113,300.00	113,130.00	12/1/04	11/1/04	12/1/04	12/1/04	WI	80.00	360	80.00	12/1/04	125,700.00	1	1	6,900	733.76	MILWAUKEE	733.76	11/24/04	BA1602E
10333218	SFR	CO	REFI	N	7,520	412,000.00	412,000.00	411,369.01	12/1/04	11/1/04	12/1/04	12/1/04	MD	79.24	360	79.24	12/1/04	520,000.00	1	1	7,270	2,886.41	GILVER SPRING	2,886.41	11/24/04	BA1602E
10333219	SFR	CO	REFI	N	7,450	204,000.00	204,000.00	203,846.09	12/1/04	10/15/04	11/15/04	11/15/04	MI	85.00	360	85.00	11/15/04	255,000.00	1	1	7,200	384.43	FLINT	384.43	11/24/04	BA1602E
10333220	SFR	CO	REFI	N	7,300	59,200.00	59,200.00	59,077.88																		

110333327	00	PURCHASE	N	6,040	138,400.00	138,263.26	11/15/04	10/15/04	833.34	360	80.00	MO	11/15/04	N	173,000.00	5,790	922.34	ST. PETERS	11/24/04	1	BA1602E
110333328	00	REFI	N	7,440	99,200.00	99,125.49	11/20/04	10/20/04	689.55	380	80.00	MO	11/20/04	N	124,000.00	7,190	689.55	KANSAS CITY	11/24/04	2	BA1602E
110333329	00	PURCHASE	N	5,990	118,000.00	118,281.90	11/15/04	10/15/04	709.11	360	78.94	MO	11/15/04	N	150,000.00	5,740	709.11	ST. LOUIS	11/24/04	1	BA1602E
110333330	00	PURCHASE	N	5,800	87,000.00	87,109.82	11/20/04	10/20/04	511.65	360	80.00	MO	11/20/04	N	109,000.00	5,190	511.65	TROY	11/24/04	1	BA1602E
110333331	00	PURCHASE	N	6,440	160,000.00	159,825.82	11/13/04	10/13/04	973.73	360	80.00	MO	11/13/04	N	200,000.00	5,890	973.73	O FALLON	11/24/04	2	BA1602E
110333332	00	REFI	N	6,140	180,000.00	179,833.73	11/30/04	10/30/04	1,919.60	360	80.00	VA	11/30/04	N	350,000.00	7,050	1,919.60	ALEXANDRIA	11/24/04	2	BA1602E
110333333	00	PURCHASE	N	7,300	280,000.00	278,783.13	11/30/04	10/30/04	1,875.84	360	78.18	MD	11/30/04	N	405,000.00	5,640	1,875.84	BOWIE	11/24/04	2	BA0602E
110333334	00	PURCHASE	N	5,890	198,000.00	198,196.37	11/16/04	10/16/04	976.27	360	80.00	MD	11/16/04	N	248,000.00	5,590	976.27	WINDSOR MILL	11/24/04	2	BA0602E
110333335	00	REFI	N	6,965	153,000.00	153,473.22	11/18/04	10/18/04	1,018.30	360	80.00	VA	11/18/04	N	195,300.00	6,140	1,018.30	RICHMOND	11/24/04	2	BA0602E
110333336	00	PURCHASE	N	6,315	76,000.00	75,929.78	11/25/04	10/25/04	471.16	360	85.00	MD	11/25/04	N	120,000.00	6,065	471.16	CAPITOL HEIGHTS	11/24/04	1	BA1402E
110333337	00	PURCHASE	N	7,340	380,000.00	379,798.82	11/13/04	10/13/04	691.67	360	80.00	MD	11/13/04	N	95,000.00	7,090	691.67	DISTRICT HEIGHTS	11/24/04	1	BA1402E
110333338	00	PURCHASE	N	6,990	328,000.00	327,730.61	11/20/04	10/20/04	2,615.51	360	80.00	VA	11/20/04	N	475,000.00	7,090	2,615.51	ALEXANDRIA	11/24/04	1	BA0602E
110333339	00	PURCHASE	N	5,890	158,792.00	158,630.56	12/1/04	10/1/04	940.84	360	79.04	OR	12/1/04	N	200,000.00	5,640	940.84	HUBBARD	11/24/04	1	BA0602E
110333340	00	PURCHASE	N	6,390	100,000.00	100,195.54	12/1/04	10/1/04	689.84	360	75.14	OR	12/1/04	N	145,000.00	6,140	689.84	HUBBARD	11/24/04	1	BA0602E
110333341	00	REFI	N	5,740	123,000.00	123,470.70	11/15/04	10/15/04	720.51	360	79.75	WA	11/15/04	N	155,000.00	5,490	720.51	PACT ORCHARD	11/24/04	1	BA2602E
110333342	00	PURCHASE	N	5,490	180,000.00	179,802.60	12/1/04	10/1/04	1,020.89	360	80.00	WA	12/1/04	N	225,000.00	5,240	1,020.89	TORCOMA	11/24/04	1	BA0602E
110333343	00	PURCHASE	N	6,640	121,240.00	121,133.34	11/10/04	10/10/04	777.52	360	79.77	ID	11/10/04	N	152,000.00	6,390	777.52	KUNA	11/24/04	1	BA0602E
110333344	00	PURCHASE	N	5,440	128,000.00	127,858.31	12/1/04	10/1/04	721.96	360	80.00	OR	12/1/04	N	160,000.00	5,190	721.96	PORTLAND	11/24/04	2	BA0602E
110333345	00	PURCHASE	N	6,640	213,000.00	213,012.45	11/15/04	10/15/04	1,367.26	360	79.56	WA	11/15/04	N	288,000.00	6,390	1,367.26	SEATTLE	11/24/04	2	BA0602E
110333346	00	PURCHASE	N	6,240	108,000.00	107,899.29	12/1/04	10/1/04	671.31	360	76.06	WA	12/1/04	N	142,000.00	6,090	671.31	TENINO	11/24/04	2	BA0602E
110333347	00	PURCHASE	N	6,490	127,920.00	127,804.13	12/1/04	10/1/04	897.70	360	79.95	WA	12/1/04	N	160,000.00	6,240	897.70	HARRISBURG	11/24/04	2	BA0602E
110333348	00	PURCHASE	N	6,840	152,100.00	151,971.33	12/1/04	10/1/04	995.63	360	90.00	MT	12/1/04	N	169,000.00	6,590	995.63	BELGRADE	11/24/04	2	BA2602E
110333349	00	PURCHASE	N	6,000	151,900.00	151,927.41	10/27/04	9/27/04	908.92	360	78.96	FL	11/26/04	N	192,000.00	7,190	908.92	ALTA MONTA SPRINGS	11/24/04	1	BA1602E
110333350	00	PURCHASE	N	7,440	318,000.00	318,360.69	11/26/04	10/26/04	2,214.62	360	80.00	FL	11/26/04	N	384,000.00	6,490	2,214.62	PEMBROKE PINES	11/24/04	1	BA2602E
110333351	00	PURCHASE	N	6,740	107,000.00	107,102.11	11/16/04	10/16/04	694.58	360	80.00	AL	11/16/04	N	134,000.00	6,490	694.58	KILLEN	11/24/04	1	BA1602E
110333352	00	PURCHASE	N	5,990	116,800.00	116,683.50	12/1/04	10/1/04	689.52	360	79.46	FL	12/1/04	N	147,000.00	5,740	689.52	MINNEOLA	11/24/04	1	BA1602E
110333353	00	PURCHASE	N	5,490	196,000.00	195,705.06	11/17/04	10/17/04	1,111.64	360	80.00	FL	11/17/04	N	230,000.00	6,020	1,111.64	WINTER PARK	11/24/04	2	BA0602E
110333354	00	REFI	N	6,270	104,000.00	103,901.70	11/21/04	10/21/04	641.70	360	80.00	FL	11/21/04	N	130,000.00	6,020	641.70	WINTER PARK	11/24/04	2	BA0602E
110333355	00	PURCHASE	N	6,650	116,000.00	115,898.15	12/1/04	10/1/04	744.84	360	80.00	FL	12/1/04	N	145,000.00	6,400	744.84	LAUDERHILL	11/24/04	1	BA1602E
110333356	00	PURCHASE	N	5,850	100,000.00	99,794.61	11/1/04	10/1/04	589.94	360	54.65	FL	11/1/04	N	183,000.00	5,600	589.94	LAS VEGAS	11/24/04	1	BA0602E
110333357	00	PURCHASE	N	7,140	116,112.00	116,112.00	12/1/04	10/1/04	1,004.84	360	78.63	NV	12/1/04	N	210,000.00	6,890	1,004.84	LAS VEGAS	11/24/04	2	BA1602E
110333358	00	REFI	N	6,140	386,750.00	386,441.63	11/1/04	10/1/04	2,899.52	360	85.00	NV	11/1/04	N	485,000.00	6,890	2,899.52	LAS VEGAS	11/24/04	2	BA0602E
110333359	00	PURCHASE	N	6,490	172,000.00	171,665.76	11/1/04	10/1/04	1,046.76	360	79.63	AZ	11/1/04	N	216,000.00	6,590	1,046.76	WICKENBURG	11/24/04	2	BA0602E
110333360	00	PURCHASE	N	6,490	263,000.00	262,771.89	11/1/04	10/1/04	1,661.87	360	80.00	AZ	11/1/04	N	329,000.00	6,240	1,661.87	MESA	11/24/04	2	BA2602E
110333361	00	PURCHASE	N	6,390	108,000.00	107,900.26	12/1/04	10/1/04	614.84	360	80.00	AZ	12/1/04	N	135,000.00	6,140	614.84	PHOENIX	11/24/04	2	BA1602E
110333362	00	REFI	N	5,740	92,800.00	92,702.92	12/1/04	10/1/04	540.97	360	80.00	AZ	12/1/04	N	116,000.00	5,490	540.97	PHOENIX	11/24/04	2	BA1602E
110333363	00	PURCHASE	N	5,290	143,200.00	143,200.00	11/1/04	10/1/04	794.31	360	80.00	NV	11/1/04	N	179,000.00	5,040	794.31	LAS VEGAS	11/24/04	1	BA1602E
110333364	00	PURCHASE	N	5,250	112,000.00	112,000.00	11/1/04	10/1/04	1,403.08	360	85.97	NV	11/1/04	N	230,000.00	6,940	1,403.08	FALLOM	11/24/04	2	BA1602E
110333365	00	PURCHASE	N	6,540	265,410.00	265,510.00	11/1/04	10/1/04	618.47	360	80.00	CO	11/1/04	N	295,000.00	6,290	618.47	LAS VEGAS	11/24/04	2	BA2602E
110333366	00	PURCHASE	N	6,190	73,600.00	73,529.35	12/1/04	10/1/04	1,684.56	360	80.00	CO	12/1/04	N	96,000.00	5,940	1,684.56	LAS VEGAS	11/24/04	1	BA2602E
110333367	00	PURCHASE	N	5,540	156,800.00	156,629.66	12/1/04	10/1/04	894.23	360	80.00	AZ	12/1/04	N	190,000.00	5,290	894.23	WEST JORDAN	11/24/04	1	BA2602E
110333368	00	REFI	N	5,940	161,500.00	161,337.37	11/1/04	10/1/04	962.05	360	85.00	UT	11/1/04	N	192,000.00	5,690	962.05	LAS VEGAS	11/24/04	2	BA2602E
110333369	00	PURCHASE	N	6,990	208,000.00	207,828.17	12/1/04	10/1/04	1,382.43	360	78.85	AZ	12/1/04	N	280,500.00	6,740	1,382.43	SCOTTSDALE	11/24/04	2	BA0602E
110333370	00	PURCHASE	N	6,040	126,400.00	126,275.12	12/1/04	10/1/04	781.09	360	90.00	NV	12/1/04	N	158,000.00	5,790	781.09	NORTH LAS VEGAS	11/24/04	1	BA0602E
110333371	00	PURCHASE	N	7,665	55,900.00	55,759.12	12/1/04	10/1/04	392.65	360	80.00	NV	12/1/04	N	68,000.00	7,315	392.65	LAS VEGAS	11/24/04	1	BA0602E
110333372	00	REFI	N	6,990	184,500.00	184,348.46	12/1/04	10/1/04	1,226.24	360	80.00	UT	12/1/04	N	205,000.00	6,740	1,226.24	LAS VEGAS	11/24/04	2	BA1602E
110333373	00	PURCHASE	N	6,390	171,000.00	171,069.75	11/1/04	10/1/04	1,069.75	360	80.00	UT	11/1/04	N	215,000.00	6,140	1,069.75	OREM	11/24/04	2	BA1602E
110333374	00	PURCHASE	N	6,270	66,000.00	65,927.87	12/1/04	10/1/04	407.23	360	80.00	AZ	12/1/04	N	82,500.00	6,020	407.23	MESA	11/24/04	1	BA2602E
110333375	00	PURCHASE	N	7,400	97,200.00	97,099.40	11/13/														

10333565	SFR	CO	PURCHASE	N	6,450	127,703.00	167,004.27	11,210.64	10/27/24	1,055.72	560	90.00	GA	11/21/04	N	200,000.00	1,055.72	10333565	BA1603E	11/24/04	1
10333566	SFR	NOO	PURCHASE	N	6,900	124,000.00	123,986.33	11,110.04	10/11/24	816.66	360	90.00	GA	11/11/04	N	165,000.00	6,650	10333566	BA1603E	11/24/04	1
10333567	SFR	NOO	PURCHASE	N	7,470	157,500.00	147,322.41	12/10/04	11/17/24	1,098.03	360	90.00	CA	12/10/04	N	155,000.00	7,220	10333567	BA1603E	11/24/04	1
10333573	SFR	NOO	PURCHASE	N	4,980	147,500.00	157,022.81	12/10/04	11/17/24	783.30	360	90.00	CA	12/10/04	N	184,000.00	4,700	10333573	BA1603E	11/24/04	1
10333574	SFR	NOO	REFI	N	6,580	104,000.00	103,906.80	12/10/04	11/17/24	660.77	360	85.00	GA	11/20/04	N	130,000.00	6,300	10333574	BA1603E	11/24/04	1
10333575	SFR	NOO	REFI	N	6,040	96,050.00	95,955.10	11/25/04	10/29/24	578.34	360	85.00	GA	11/25/04	N	110,000.00	5,790	10333575	BA1603E	11/24/04	2
10333576	SFR	NOO	PURCHASE	N	6,190	60,000.00	59,962.40	11/15/04	10/15/24	387.09	360	78.93	AL	11/15/04	N	60,000.00	5,940	10333576	BA1603E	11/24/04	2
10333577	SFR	NOO	PURCHASE	N	7,190	117,000.00	116,907.64	12/10/04	11/17/24	783.39	360	80.00	GA	12/10/04	N	170,000.00	6,940	10333577	BA1603E	11/24/04	2
10333578	SFR	NOO	REFI	N	5,980	136,000.00	135,864.36	12/10/04	11/17/24	814.51	360	80.00	GA	12/10/04	N	164,500.00	5,760	10333578	BA1603E	11/24/04	2
10333579	SFR	NOO	REFI	N	5,740	210,000.00	209,799.62	11/14/04	10/14/24	1,887.88	360	80.00	NJ	11/14/04	N	200,000.00	5,580	10333579	BA1603E	11/24/04	2
10333580	SFR	NOO	PURCHASE	N	7,500	468,000.00	467,955.08	11/05/04	10/05/24	2,678.51	360	80.00	NJ	11/05/04	N	585,000.00	7,290	10333580	BA1603E	11/24/04	2
10333581	SFR	NOO	PURCHASE	N	6,240	280,000.00	279,799.62	11/14/04	10/14/24	1,887.88	360	80.00	NJ	11/14/04	N	350,000.00	6,040	10333581	BA1603E	11/24/04	2
10333582	SFR	NOO	PURCHASE	N	7,240	613,500.00	613,294.48	10/27/04	9/27/24	2,041.09	360	80.00	NJ	10/27/04	N	750,000.00	6,550	10333582	BA1603E	11/24/04	2
10333583	SFR	NOO	REFI	N	7,240	299,500.00	299,671.46	10/27/04	9/27/24	2,041.09	360	80.00	NJ	10/27/04	N	350,000.00	6,550	10333583	BA1603E	11/24/04	2
10333584	SFR	NOO	PURCHASE	N	6,800	176,000.00	175,969.94	11/10/04	10/10/24	1,147.38	360	80.00	NJ	11/10/04	N	180,000.00	6,490	10333584	BA1603E	11/24/04	2
10333585	SFR	NOO	REFI	N	7,140	284,000.00	283,951.30	11/10/04	10/10/24	1,147.38	360	80.00	NJ	11/10/04	N	350,000.00	6,490	10333585	BA1603E	11/24/04	2
10333586	SFR	NOO	PURCHASE	N	7,580	482,000.00	481,907.64	11/10/04	10/10/24	1,887.88	360	80.00	NJ	11/10/04	N	585,000.00	6,940	10333586	BA1603E	11/24/04	2
10333587	SFR	NOO	REFI	N	7,280	290,000.00	289,772.30	12/10/04	11/12/24	1,169.37	360	80.00	NJ	12/10/04	N	350,000.00	6,540	10333587	BA1603E	11/24/04	2
10333588	SFR	NOO	PURCHASE	N	6,640	246,000.00	245,948.06	11/10/04	10/10/24	1,147.38	360	80.00	NJ	11/10/04	N	278,000.00	6,300	10333588	BA1603E	11/24/04	2
10333589	SFR	NOO	REFI	N	6,640	246,000.00	245,948.06	11/10/04	10/10/24	1,147.38	360	80.00	NJ	11/10/04	N	278,000.00	6,300	10333589	BA1603E	11/24/04	2
10333590	SFR	NOO	PURCHASE	N	6,300	172,000.00	171,838.37	12/10/04	11/12/24	1,169.37	360	80.00	NJ	12/10/04	N	180,000.00	6,100	10333590	BA1603E	11/24/04	2
10333591	SFR	NOO	REFI	N	6,480	382,000.00	381,954.54	12/10/04	10/12/24	1,064.63	360	78.11	CA	12/10/04	N	425,000.00	6,240	10333591	BA1603E	11/24/04	2
10333592	SFR	NOO	PURCHASE	N	6,380	164,000.00	163,948.54	12/10/04	10/12/24	763.49	360	75.16	CA	12/10/04	N	205,000.00	6,140	10333592	BA1603E	11/24/04	2
10333593	SFR	NOO	REFI	N	5,780	212,000.00	211,780.33	12/10/04	11/12/24	2,415.15	360	90.00	CA	12/10/04	N	265,000.00	5,540	10333593	BA1603E	11/24/04	2
10333594	SFR	NOO	PURCHASE	N	6,190	354,000.00	353,958.82	12/10/04	11/12/24	2,168.29	360	80.00	CA	12/10/04	N	450,000.00	5,940	10333594	BA1603E	11/24/04	2
10333595	SFR	NOO	REFI	N	5,815	272,000.00	271,780.74	12/10/04	11/12/24	1,383.48	360	80.00	CA	12/10/04	N	315,000.00	5,190	10333595	BA1603E	11/24/04	2
10333596	SFR	NOO	PURCHASE	N	6,640	610,000.00	609,324.74	12/10/04	11/12/24	3,440.58	360	80.00	CA	12/10/04	N	1,060,000.00	6,490	10333596	BA1603E	11/24/04	2
10333597	SFR	NOO	REFI	N	6,640	294,300.00	294,041.10	12/10/04	11/12/24	1,887.36	360	80.00	CA	12/10/04	N	315,000.00	6,490	10333597	BA1603E	11/24/04	2
10333598	SFR	NOO	PURCHASE	N	5,840	236,000.00	235,757.78	12/10/04	11/12/24	1,390.75	360	80.00	CA	12/10/04	N	270,000.00	5,650	10333598	BA1603E	11/24/04	2
10333599	SFR	NOO	REFI	N	6,740	89,000.00	88,522.70	12/10/04	11/12/24	1,020.95	360	80.00	KS	12/10/04	N	112,000.00	6,490	10333599	BA1603E	11/24/04	2
10333600	SFR	NOO	PURCHASE	N	6,640	159,000.00	158,955.95	12/10/04	10/13/24	1,020.95	360	80.00	AR	11/13/04	N	190,000.00	6,390	10333600	BA1603E	11/24/04	1
10333601	SFR	NOO	REFI	N	12,990	333,000.00	332,323.37	11/05	12/19/24	1,800.55	180	15.00	MN	11/05	Y	368.10	3,000	10333601	BA1603E	12/23/04	7
10333602	SFR	NOO	PURCHASE	N	6,625	155,000.00	154,863.25	11/05	12/13/24	982.48	360	56.37	MI	11/05	Y	222,000.00	6,470	10333602	BA1603E	12/23/04	7
10333603	SFR	NOO	PURCHASE	N	6,490	84,000.00	84,000.00	12/10/04	11/13/24	454.30	360	80.00	CA	12/10/04	N	287,000.00	6,240	10333603	BA1603E	11/24/04	7
10333604	SFR	NOO	PURCHASE	N	6,890	492,000.00	492,000.00	12/10/04	11/13/24	2,824.90	360	80.00	CA	12/10/04	N	615,000.00	6,640	10333604	BA1603E	11/24/04	7
10333605	SFR	NOO	PURCHASE	N	5,500	508,000.00	507,200.00	12/10/04	11/13/24	2,328.33	360	80.00	CA	12/10/04	N	635,000.00	5,250	10333605	BA1603E	11/24/04	7
10333606	SFR	NOO	PURCHASE	N	5,740	247,200.00	247,200.00	12/10/04	11/13/24	1,182.44	360	80.00	MI	12/10/04	N	310,000.00	5,490	10333606	BA1603E	11/24/04	7
10333607	SFR	NOO	REFI	N	6,890	148,000.00	148,000.00	12/10/04	11/13/24	849.77	360	80.00	MI	12/10/04	N	185,000.00	6,640	10333607	BA1603E	11/24/04	7
10333608	SFR	NOO	PURCHASE	N	5,740	82,400.00	82,394.15	12/10/04	11/13/24	394.15	360	80.00	MI	12/10/04	N	103,000.00	5,490	10333608	BA1603E	11/24/04	7
10333609	SFR	NOO	PURCHASE	N	6,140	123,120.00	123,120.00	12/10/04	11/13/24	629.36	360	79.44	CA	12/10/04	N	155,000.00	5,190	10333609	BA1603E	11/24/04	7
10333610	SFR	NOO	PURCHASE	N	5,390	180,000.00	180,000.00	12/10/04	11/13/24	808.50	360	80.00	CA	12/10/04	N	225,000.00	5,140	10333610	BA1603E	11/24/04	7
10333611	SFR	NOO	REFI	N	5,490	220,000.00	220,000.00	11/05	12/13/24	2,006.79	360	76.87	CA	12/10/04	N	275,000.00	5,240	10333611	BA1603E	11/24/04	7
10333612	SFR	NOO	PURCHASE	N	6,290	100,400.00	100,400.00	12/10/04	11/13/24	526.26	360	80.00	GA	12/10/04	N	125,500.00	6,040	10333612	BA1603E	11/24/04	7
10333613	SFR	NOO	PURCHASE	N	5,590	135,920.00	135,820.00	12/10/04	11/13/24	633.16	360	80.00	GA	12/10/04	N	173,000.00	5,340	10333613	BA1603E	11/24/04	7
10333614	SFR	NOO	PURCHASE	N	5,825	213,800.00	213,800.00	12/10/04	11/13/24	1,036.85	360	80.00	GA	12/10/04	N	267,000.00	5,670	10333614	BA1603E	11/24/04	7
10333615	SFR	NOO	PURCHASE	N	7,140	138,400.00	138,400.00	12/10/04	11/13/24	823.48	360	79.55	IL	12/10/04	N	173,000.00	6,890	10333615	BA1603E	11/24/04	7
10333616	SFR	NOO	PURCHASE	N	6,990	108,000.00	108,000.00	12/10/04	11/13/24	629.10	360	80.00	IL	12/10/04	N	135,000.00	6,740	10333616	BA1603E	11/24/04	7
10333617	SFR	NOO	PURCHASE	N	6,100	164,000.00	164,000.00	12/10/04	11/13/24	833.67	360	80.00	IL	12/10/04	N	205,000.00	5,850	10333617	BA1603E	11/24/04	7
10333618	SFR	NOO	REFI	N	6,740	328,000.00	328,00														

1103332002	CC	PUID	PURCHASE	N	5,840	148,800.00	148,800.00	11/1/04	10/1/04	7/24.16	360	80.00	FL	12/1/04	N	166,000.00	1	5,590	724.16	ORLANDO	BA0692E1
1103332000	CC	SFR	PURCHASE	N	5,990	152,000.00	152,000.00	12/1/04	11/1/04	758.73	360	79.17	FL	12/1/04	N	192,000.00	1	5,740	758.73	TALLAHASSEE	BA1602E1
1103334006	CC	SFR	PURCHASE	N	6,740	194,000.00	194,000.00	12/1/04	11/1/04	1,091.68	360	80.00	FL	12/1/04	N	243,000.00	1	6,490	1,091.68	LAS CRUCES	BA3602E1
1103334007	CC	SFR	PURCHASE	N	6,750	143,800.00	143,800.00	11/1/04	10/1/04	808.88	360	78.37	AZ	12/1/04	N	183,500.00	1	6,500	808.88	QUEEN CREEK	BA1602E1
1103334018	CC	SFR	PURCHASE	N	6,750	268,000.00	267,989.47	11/1/04	10/1/04	1,507.50	360	77.69	AZ	12/1/04	N	325,000.00	1	6,500	1,507.50	GILBERT	BA1603E1
1103334021	CC	CONDO	PURCHASE	N	6,990	157,500.00	157,500.00	12/1/04	11/1/04	917.44	360	90.00	CA	12/1/04	N	175,000.00	1	6,740	917.44	CATHERAL CITY	BA1402E1
1103334023	CC	PUID	REFI	N	6,500	216,000.00	216,000.00	12/1/04	11/1/04	1,170.00	360	80.00	AZ	12/1/04	N	210,000.00	1	6,250	1,170.00	PHOENIX	BA1602E1
1103334024	CC	SFR	PURCHASE	N	6,990	107,200.00	107,200.00	12/1/04	11/1/04	624.44	360	80.00	AZ	12/1/04	N	134,000.00	1	6,740	624.44	MESA	BA2602E1
1103334026	CC	SFR	PURCHASE	N	6,040	86,400.00	86,400.00	12/1/04	11/1/04	404.88	360	80.00	AZ	12/1/04	N	108,000.00	1	5,790	404.88	SUN CITY	BA0602E1
1103334028	CC	SFR	PURCHASE	N	5,790	80,800.00	80,800.00	12/1/04	11/1/04	389.66	360	80.00	UT	12/1/04	N	156,000.00	1	5,540	389.66	MAGNA	BA1602E1
1103334030	CC	SFR	PURCHASE	N	5,890	123,670.00	123,670.00	12/1/04	11/1/04	608.00	360	79.41	UT	12/1/04	N	156,000.00	1	5,640	608.00	EAGLE MOUNTAIN	BA2602E1
1103334032	CC	SFR	PURCHASE	N	6,390	99,920.00	99,920.00	11/1/04	10/1/04	532.07	360	79.94	UT	12/1/04	N	182,000.00	1	6,140	532.07	CLINTON	BA1602E1
1103334033	CC	SFR	PURCHASE	N	6,515	145,600.00	145,600.00	12/1/04	11/1/04	790.49	360	80.00	CA	12/1/04	N	182,000.00	1	6,260	790.49	MARYSVILLE	BA3602E1
1103334034	CC	SFR	PURCHASE	N	5,490	350,400.00	350,400.00	12/1/04	11/1/04	1,603.08	360	70.94	CA	12/1/04	N	395,000.00	1	4,890	1,603.08	MODESTO	BA0602E1
1103334035	CC	SFR	PURCHASE	N	5,640	240,800.00	240,800.00	12/1/04	11/1/04	1,410.00	360	80.00	AZ	12/1/04	N	280,000.00	1	5,400	1,410.00	RICHMOND	BA0602E1
1103334036	CC	SFR	REFI	N	6,090	290,400.00	290,400.00	12/1/04	11/1/04	1,473.78	360	80.00	AZ	12/1/04	N	383,000.00	1	5,840	1,473.78	MESA	BA0602E1
1103334038	CC	SFR	REFI	N	6,090	290,400.00	290,400.00	12/1/04	11/1/04	1,473.78	360	80.00	AZ	12/1/04	N	383,000.00	1	5,840	1,473.78	MESA	BA0602E1
1103334050	CC	SFR	PURCHASE	N	6,575	114,400.00	114,400.00	11/1/04	10/1/04	605.37	360	78.90	MN	12/1/04	N	145,000.00	1	6,300	605.37	WINNETONKA	BA2602E1
1103334055	CC	SFR	PURCHASE	N	6,620	248,000.00	248,000.00	11/1/04	10/1/04	1,117.75	360	80.00	MN	12/1/04	N	295,000.00	1	6,400	1,117.75	MINNETONKA	BA0602E1
1103334056	CC	SFR	PURCHASE	N	7,190	159,200.00	159,200.00	11/1/04	10/1/04	953.87	360	80.00	MN	12/1/04	N	203,000.00	1	6,940	953.87	SAINT PAUL	BA1602E1
1103334058	CC	SFR	REFI	N	7,040	88,000.00	88,000.00	12/1/04	11/1/04	516.27	360	78.43	MN	12/1/04	N	110,000.00	1	6,790	516.27	HIBBING	BA1602E1
1103334061	CC	PUID	REFI	N	6,565	145,600.00	145,600.00	12/1/04	11/1/04	798.55	360	80.00	MN	12/1/04	N	182,000.00	1	6,310	798.55	MAPLE GROVE	BA2602E1
1103334063	CC	SFR	REFI	N	6,490	146,400.00	146,400.00	12/1/04	11/1/04	791.78	360	80.00	MN	12/1/04	N	183,000.00	1	6,240	791.78	FRIDLEY	BA2602E1
1103334065	CC	SFR	REFI	N	6,790	189,000.00	189,000.00	12/1/04	11/1/04	1,069.43	360	90.00	MN	12/1/04	N	210,000.00	1	6,540	1,069.43	EAGAN	BA3602E1
1103334066	CC	SFR	REFI	N	5,990	240,800.00	240,800.00	12/1/04	11/1/04	1,201.99	360	80.00	MN	12/1/04	N	300,000.00	1	5,740	1,201.99	BLAINE	BA2602E1
1103334067	CC	SFR	REFI	N	6,790	225,000.00	225,000.00	12/1/04	11/1/04	1,273.13	360	86.54	MN	12/1/04	N	280,000.00	1	6,540	1,273.13	GEM LAKE	BA1602E1
1103334070	CC	SFR	REFI	N	6,990	209,600.00	209,600.00	12/1/04	11/1/04	1,220.92	360	80.00	MN	12/1/04	N	262,000.00	1	6,740	1,220.92	ROSEMOUNT	BA3602E1
1103334071	CC	SFR	PURCHASE	N	5,890	172,400.00	172,400.00	12/1/04	11/1/04	846.20	360	80.00	MN	12/1/04	N	215,500.00	1	5,640	846.20	CHASKA	BA3602E1
1103334073	CC	SFR	PURCHASE	N	6,140	279,920.00	279,920.00	12/1/04	11/1/04	1,432.26	360	79.53	MN	12/1/04	N	352,500.00	1	5,890	1,432.26	FARMINGTON	BA1602E1
1103334077	CC	SFR	REFI	N	5,700	178,000.00	178,000.00	12/1/04	11/1/04	845.50	360	80.00	CA	12/1/04	N	222,500.00	1	5,450	845.50	ROSSAMOND	BA1602E1
1103334086	CC	SFR	PURCHASE	N	5,890	156,000.00	156,000.00	11/1/04	10/1/04	1,295.80	360	80.00	CA	12/1/04	N	330,000.00	1	5,640	1,295.80	MCKINLEYVILLE	BA2602E1
1103334088	CC	PUID	PURCHASE	N	6,140	256,000.00	256,000.00	11/1/04	10/1/04	798.20	360	80.00	CA	12/1/04	N	330,000.00	1	5,890	798.20	STOCKTON	BA3602E1
1103334089	CC	SFR	REFI	N	6,740	301,600.00	301,600.00	11/1/04	10/1/04	1,693.99	360	80.00	CA	12/1/04	N	377,000.00	1	6,490	1,693.99	SANITA	BA3602E1
1103334092	CC	SFR	PURCHASE	N	5,840	290,400.00	290,400.00	12/1/04	11/1/04	1,413.29	360	80.00	CA	12/1/04	N	330,000.00	1	5,590	1,413.29	MARINEZ	BA1602E1
1103334094	CC	SFR	PURCHASE	N	6,740	212,000.00	212,000.00	12/1/04	11/1/04	1,093.95	360	73.97	CA	12/1/04	N	285,000.00	1	6,490	1,093.95	OAKLAND	BA3602E1
1103334095	CC	SFR	PURCHASE	N	6,120	214,500.00	214,500.00	12/1/04	11/1/04	1,093.95	360	80.00	CA	12/1/04	N	290,000.00	1	5,870	1,093.95	GALT	BA3602E1
1103334098	CC	SFR	REFI	N	5,500	240,000.00	240,000.00	12/1/04	11/1/04	1,093.95	360	80.00	CA	12/1/04	N	300,000.00	1	5,250	1,093.95	SACRAMENTO	BA3602E1
1103334099	CC	SFR	REFI	N	6,700	625,288.00	625,288.00	12/1/04	11/1/04	3,491.19	360	69.48	CA	12/1/04	N	900,000.00	1	6,450	3,491.19	SAN DIEGO	BA1602E1
1103334102	CC	SFR	PURCHASE	N	5,720	307,500.00	307,500.00	12/1/04	11/1/04	1,662.27	360	80.00	CA	12/1/04	N	366,000.00	1	5,440	1,662.27	RIVERSIDE	BA0602E1
1103334103	CC	SFR	PURCHASE	N	6,390	138,000.00	138,000.00	12/1/04	11/1/04	724.85	360	78.77	CA	12/1/04	N	173,000.00	1	6,140	724.85	BANNING	BA2602E1
1103334105	CC	SFR	PURCHASE	N	5,140	248,000.00	248,000.00	12/1/04	11/1/04	1,062.27	360	80.00	CA	12/1/04	N	300,000.00	1	4,890	1,062.27	SAN DIEGO	BA1602E1
1103334106	CC	SFR	REFI	N	5,690	325,000.00	325,000.00	12/1/04	11/1/04	1,541.04	360	80.00	CA	12/1/04	N	386,000.00	1	5,440	1,541.04	SUGAR HILL	BA0602E1
1103334114	CC	SFR	REFI	N	6,420	132,800.00	132,800.00	12/1/04	11/1/04	548.24	360	80.00	GA	12/1/04	N	166,000.00	1	6,270	548.24	JONESBORO	BA2602E1
1103334116	CC	SFR	REFI	N	6,340	106,563.20	106,563.20	12/1/04	11/1/04	584.24	360	80.00	GA	12/1/04	N	134,000.00	1	6,090	584.24	JONESBORO	BA2602E1
1103334117	CC	SFR	REFI	N	5,890	120,000.00	120,000.00	12/1/04	11/1/04	589.00	360	80.00	GA	12/1/04	N	140,000.00	1	5,640	589.00	KENNESAW	BA0602E1
1103334121	CC	SFR	REFI	N	6,240	84,800.00	84,800.00	12/1/04	11/1/04	440.96	360	80.00	GA	12/1/04	N	106,000.00	1	5,990	440.96	KENNESAW	BA1602E1
1103334124	CC	SFR	PURCHASE	N	6,365	190,180.00	190,180.00	12/1/04	11/1/04	1,351.00	360	78.88	NC	12/1/04	N	240,000.00	1	6,115	1,351.00	WILLIAMSTOWN	BA0602E1
1103334126	CC	SFR	REFI	N	5,790	280,000.00	280,000.00	12/1/04	11/1/04	1,351.00	360	80.00	NC	12/1/04	N	355,000.00	1	5,550	1,351.00	LOS ANGELES	BA0602E1
1103334127	CC	SFR	PURCHASE	N	6,790	206,000.00	206,000.00	12/1/04	11/1/04	601.19	360	79.56	CA	12/1/04	N	258,000.00	1	6,540	601.19	PALMDALE	BA1602E1
1103334128	CC	SFR	REFI	N	6,240	207,000.00	207,000.00	12/1/04	11/1/04	1,167.88	360	80.00	CA								

103324657	SFR	CO	PURCHASE	N	5,750	119,900.00	119,900.00	11/1/04	10/1/04	10/1/04	574.52	360	79.99	CA	12/1/04	12/1/04	150,000.00	1	2,250	574.52	MCDONOUGH	BA1605E1
103324658	SFR	CO	REFI	N	5,625	170,000.00	170,000.00	11/1/04	10/1/04	10/1/04	796.88	360	85.00	FL	12/1/04	12/1/04	200,000.00	1	2,250	796.88	CASSELLBERRY	BA1603E1
103324659	SFR	CO	REFI	N	5,625	170,000.00	170,000.00	11/1/04	10/1/04	10/1/04	796.88	360	85.00	FL	12/1/04	12/1/04	200,000.00	1	2,250	796.88	CASSELLBERRY	BA1603E1
103324660	SFR	CO	PURCHASE	N	6,000	106,400.00	106,400.00	11/1/04	10/1/04	10/1/04	532.00	360	78.63	GA	12/1/04	12/1/04	135,900.00	1	2,250	532.00	ATLANTA	BA1603E1
103324661	SFR	CO	PURCHASE	N	5,125	114,337.26	114,337.26	11/1/04	10/1/04	10/1/04	488.37	360	79.96	GA	12/1/04	12/1/04	155,900.00	1	2,250	488.37	STOCKBRIDGE	BA1603E1
103324662	SFR	CO	PURCHASE	N	6,000	257,580.41	257,580.41	11/1/04	10/1/04	10/1/04	1,288.00	360	80.00	IL	12/1/04	12/1/04	322,000.00	1	2,250	1,288.00	CHICAGO	BA2605E1
103324663	SFR	CO	REFI	N	6,000	220,800.00	220,800.00	11/1/04	10/1/04	10/1/04	1,104.00	360	79.71	FL	12/1/04	12/1/04	277,000.00	1	2,250	1,104.00	ST PETERSBURG	BA2605E1
103324664	SFR	CO	PURCHASE	N	5,750	156,000.00	156,000.00	11/1/04	10/1/04	10/1/04	747.50	360	80.00	NC	12/1/04	12/1/04	200,000.00	1	2,250	747.50	SANT HELENA ISLAND	BA1603E1
103324665	SFR	CO	PURCHASE	N	5,250	161,600.00	161,600.00	11/1/04	10/1/04	10/1/04	707.00	360	80.00	SC	12/1/04	12/1/04	200,000.00	1	2,250	707.00	CHARLOTTE	BA1603E1
103324666	SFR	CO	PURCHASE	N	5,500	97,520.00	97,520.00	11/1/04	10/1/04	10/1/04	466.47	360	80.00	GA	12/1/04	12/1/04	124,000.00	1	2,250	466.47	WOODSTOCK	BA2605E1
103324667	SFR	CO	REFI	N	5,875	140,000.00	140,000.00	11/1/04	10/1/04	10/1/04	685.42	360	80.00	FL	12/1/04	12/1/04	175,000.00	1	2,250	685.42	NICEVILLE	BA2605E1
103324668	SFR	CO	PURCHASE	N	5,250	214,000.00	214,000.00	11/1/04	10/1/04	10/1/04	936.25	360	80.00	GA	12/1/04	12/1/04	250,000.00	1	2,250	936.25	DALLAS	BA1605E1
103324669	SFR	CO	PURCHASE	N	5,250	143,700.00	143,700.00	11/1/04	10/1/04	10/1/04	629.69	360	79.95	GA	12/1/04	12/1/04	190,000.00	1	2,250	629.69	DALLAS	BA1605E1
103324670	SFR	CO	PURCHASE	N	5,250	300,800.00	300,800.00	11/1/04	10/1/04	10/1/04	1,347.33	360	80.00	GA	12/1/04	12/1/04	376,000.00	1	2,250	1,347.33	ATLANTA	BA2605E1
103324671	SFR	CO	PURCHASE	N	5,375	875,000.00	875,000.00	11/1/04	10/1/04	10/1/04	3,628.13	360	70.00	GA	12/1/04	12/1/04	1,250,000.00	1	2,250	3,628.13	ATLANTA	BA2605E1
103324672	SFR	CO	REFI	N	5,250	425,000.00	425,000.00	12/1/04	11/1/04	11/1/04	1,767.29	360	55.56	WA	12/1/04	12/1/04	765,000.00	1	2,250	1,767.29	HANNAVILLE	BA2602E1
103324673	SFR	CO	PURCHASE	N	4,990	200,000.00	199,759.25	12/1/04	11/1/04	11/1/04	1,072.42	360	46.97	OR	12/1/04	12/1/04	435,500.00	1	2,250	1,072.42	CORVALLIS	BA2602E1
103324674	SFR	CO	PURCHASE	N	5,375	435,000.00	435,000.00	12/1/04	11/1/04	11/1/04	2,435.87	360	57.23	CA	12/1/04	12/1/04	780,000.00	1	2,250	2,435.87	MOORPARK	BA2605E1
103324675	SFR	CO	REFI	N	5,500	145,500.00	145,500.00	12/1/04	11/1/04	11/1/04	666.88	360	30.00	CA	12/1/04	12/1/04	485,000.00	1	2,250	666.88	SANTA ROSA	BA2605E1
103324676	SFR	CO	PURCHASE	N	6,500	73,500.00	73,500.00	12/1/04	11/1/04	11/1/04	398.13	360	30.00	CA	12/1/04	12/1/04	110,000.00	1	2,250	398.13	LAS VEGAS	BA2605E1
103324677	SFR	CO	REFI	N	5,750	480,000.00	480,000.00	12/1/04	11/1/04	11/1/04	2,300.00	360	70.00	NV	12/1/04	12/1/04	800,000.00	1	2,250	2,300.00	SAN JOSE	BA1605E1
103324678	SFR	CO	REFI	N	5,990	292,000.00	292,000.00	12/1/04	11/1/04	11/1/04	1,193.00	360	80.00	CA	12/1/04	12/1/04	1,050,000.00	1	2,250	1,193.00	MURRIETA	BA1603E1
103324679	SFR	CO	REFI	N	6,875	292,000.00	292,000.00	12/1/04	11/1/04	11/1/04	1,672.92	360	80.00	CA	12/1/04	12/1/04	365,000.00	1	2,250	1,672.92	MURRIETA	BA1603E1
103324680	SFR	CO	PURCHASE	N	5,750	492,600.00	492,600.00	12/1/04	11/1/04	11/1/04	2,357.50	360	80.00	CA	12/1/04	12/1/04	615,000.00	1	2,250	2,357.50	SALINAS	BA2602E1
103324681	SFR	CO	PURCHASE	N	5,990	230,000.00	230,000.00	12/1/04	11/1/04	11/1/04	1,340.76	360	64.00	NV	12/1/04	12/1/04	520,000.00	1	2,250	1,340.76	NORTH LAS VEGAS	BA2602E1
103324682	SFR	CO	PURCHASE	N	5,375	109,800.00	109,800.00	12/1/04	11/1/04	11/1/04	1,233.33	360	60.00	HI	12/1/04	12/1/04	183,000.00	1	2,250	1,233.33	LAKE HAVASU CITY	BA2603E1
103324683	SFR	CO	PURCHASE	N	5,990	168,000.00	168,000.00	12/1/04	11/1/04	11/1/04	838.60	360	80.00	CA	12/1/04	12/1/04	345,000.00	1	2,250	838.60	MODESTO	BA2603E1
103324684	SFR	CO	REFI	N	4,990	241,500.00	241,500.00	12/1/04	11/1/04	11/1/04	1,004.24	360	70.00	CA	12/1/04	12/1/04	310,000.00	1	2,250	1,004.24	STOCKTON	BA2603E1
103324685	SFR	CO	PURCHASE	N	4,990	296,000.00	296,000.00	12/1/04	11/1/04	11/1/04	1,587.18	360	80.00	CA	12/1/04	12/1/04	375,000.00	1	2,250	1,587.18	SACRAMENTO	BA2603E1
103324686	SFR	CO	PURCHASE	N	4,990	330,400.00	330,400.00	12/1/04	11/1/04	11/1/04	1,914.83	360	80.00	CA	12/1/04	12/1/04	385,000.00	1	2,250	1,914.83	SAN BERNARDINO	BA2603E1
103324687	SFR	CO	PURCHASE	N	4,990	330,400.00	330,400.00	12/1/04	11/1/04	11/1/04	1,914.83	360	80.00	CA	12/1/04	12/1/04	385,000.00	1	2,250	1,914.83	SAN BERNARDINO	BA2603E1
103324688	SFR	CO	PURCHASE	N	5,500	151,537.16	151,537.16	11/1/04	10/1/04	10/1/04	694.83	360	80.00	CA	12/1/04	12/1/04	195,000.00	1	2,250	694.83	UNION CITY	BA2602E1
103324689	SFR	CO	PURCHASE	N	6,500	525,000.00	525,000.00	12/1/04	11/1/04	11/1/04	2,843.75	360	70.00	CA	12/1/04	12/1/04	750,000.00	1	2,250	2,843.75	LONG BEACH	BA2603E1
103324690	SFR	CO	PURCHASE	N	6,500	406,000.00	406,000.00	12/1/04	11/1/04	11/1/04	2,241.46	360	80.00	NV	12/1/04	12/1/04	580,000.00	1	2,250	2,241.46	NORTH LAS VEGAS	BA2603E1
103324691	SFR	CO	PURCHASE	N	4,990	484,000.00	484,000.00	12/1/04	11/1/04	11/1/04	2,012.63	360	80.00	CA	12/1/04	12/1/04	625,000.00	1	2,250	2,012.63	SAN JOSE	BA2602E1
103324692	SFR	CO	PURCHASE	N	5,750	186,750.00	186,750.00	12/1/04	11/1/04	11/1/04	1,089.82	360	74.73	WA	12/1/04	12/1/04	250,000.00	1	2,250	1,089.82	CAMAS	BA2602E1
103324693	SFR	CO	PURCHASE	N	5,750	98,250.00	98,250.00	12/1/04	11/1/04	11/1/04	470.78	360	71.74	AZ	12/1/04	12/1/04	1,000,000.00	1	2,250	470.78	KINGMAN	BA1602E1
103324694	SFR	CO	REFI	N	5,250	450,000.00	450,000.00	12/1/04	11/1/04	11/1/04	1,968.75	360	45.00	HI	12/1/04	12/1/04	1,000,000.00	1	2,250	1,968.75	KULA	BA1602E1
103324695	SFR	CO	REFI	N	4,250	71,200.00	71,200.00	12/1/04	10/1/04	10/1/04	3,541.67	360	51.29	CA	12/1/04	12/1/04	1,950,000.00	1	2,250	3,541.67	HILLSBOROUGH	BA1603E1
103324696	SFR	CO	PURCHASE	N	5,500	150,000.00	150,000.00	11/1/04	10/1/04	10/1/04	718.17	360	80.00	GA	12/1/04	12/1/04	175,000.00	1	2,250	718.17	MARIETTA	BA1605E1
103324697	SFR	CO	PURCHASE	N	5,500	132,800.00	132,800.00	11/1/04	10/1/04	10/1/04	608.67	360	79.98	AZ	12/1/04	12/1/04	195,000.00	1	2,250	608.67	SURPRISE	BA2605E1
103324698	SFR	CO	REFI	N	6,250	760,000.00	760,000.00	11/1/04	10/1/04	10/1/04	3,958.33	360	47.50	MD	12/1/04	12/1/04	1,600,000.00	1	2,250	3,958.33	CHEVY CHASE	BA2605E1
103324699	SFR	CO	PURCHASE	N	10,625	21,000.00	20,991.88	11/1/05	12/1/19	12/1/19	194.06	180	10.00	NJ	11/1/05	11/1/05	2,000,000.00	2	0,000	194.06	BRIDGEWATER	PF0630E1
103324700	SFR	CO	PURCHASE	N	6,125	368,000.00	368,000.00	11/1/05	12/1/19	12/1/19	2,236.01	360	80.00	CA	11/1/05	11/1/05	460,000.00	2	0,000	2,236.01	FONTANA	PA0630E1
103324701	SFR	CO	PURCHASE	N	6,250	519,200.00	519,200.00	11/1/05	12/1/19	12/1/19	2,704.17	360	80.00	CA	11/1/05	11/1/05	649,000.00	2	0,000	2,704.17	PASADENA	PA0630E1
103324702	SFR	CO	PURCHASE	N	6,250	256,287.00	256,287.00	11/1/05	12/1/19	12/1/19	1,578.00	360	65.00	FL	11/1/05	11/1/05	394,288.00	2	0,000	1,578.00	MIRAMAR	PA46

1103336122	5.075	149,920.00	149,920.00	12/1/04	11/1/04	629.81	350	80.00	TX	12/1/04	N	185,200.00	1	3,000	629.81	SPRING	BA0630E1	12/15/04	7	BA0630E1
1103336141	5.750	248,000.00	248,000.00	12/1/04	11/1/04	1,188.33	360	80.00	CA	12/1/04	N	313,000.00	1	5,000	1,188.33	BLOOMINGTON AREA	BA1402E1	12/23/04	2	BA1402E1
1103336142	6.375	234,000.00	234,000.00	12/1/04	11/1/04	1,245.25	360	80.00	CA	12/1/04	N	293,000.00	1	5,000	1,245.25	LOS ANGELES	BA1402E1	12/23/04	2	BA1402E1
1103336143	5.200	311,920.00	311,920.00	12/1/04	11/1/04	1,351.65	380	80.00	CA	12/1/04	N	390,000.00	1	3,000	1,351.65	DOWNEY	BA0630D1	12/23/04	2	BA0630D1
1103336144	6.125	108,000.00	108,000.00	12/1/04	11/1/04	551.25	380	80.00	AZ	12/1/04	N	135,000.00	1	5,000	551.25	CHANDLER	BA1402E1	12/23/04	2	BA1402E1
1103336146	5.325	326,000.00	326,000.00	12/1/04	11/1/04	1,491.00	380	80.00	CA	12/1/04	N	420,000.00	1	3,000	1,491.00	PITTSBURG	BA1402E1	12/23/04	2	BA1402E1
1103336150	5.075	197,600.00	197,600.00	12/1/04	11/1/04	825.68	380	80.00	CA	12/1/04	N	243,000.00	1	3,000	825.68	AREA OF COMPTON	BA0630D1	12/23/04	2	BA0630D1
1103336151	4.325	372,800.00	372,800.00	12/1/04	11/1/04	1,348.52	380	80.00	CA	12/1/04	N	467,000.00	1	3,000	1,348.52	SAN JOSE	BA0630D1	12/23/04	1	BA0630D1
1103336153	4.850	529,000.00	529,000.00	12/1/04	11/1/04	2,145.00	380	80.00	CA	11/1/05	N	650,000.00	1	3,000	2,145.00	SAN JOSE	BA0630D1	12/23/04	1	BA0630D1
1103336154	5.450	364,000.00	364,000.00	12/1/04	11/1/04	1,653.17	380	80.00	CA	12/1/04	N	455,000.00	1	3,000	1,653.17	OXNARD	BA0630D1	12/23/04	2	BA0630D1
1103336156	6.625	252,000.00	252,000.00	12/1/04	11/1/04	1,233.75	380	80.00	MD	12/1/04	N	315,000.00	1	5,000	1,233.75	GAITHERSBURG	BA0630E1	12/23/04	2	BA0630E1
1103336166	6.625	240,000.00	240,000.00	12/1/04	11/1/04	1,247.08	380	80.00	MD	12/1/04	N	305,000.00	1	5,000	1,247.08	COMPTON	BA0630E1	12/23/04	2	BA0630E1
1103336178	5.975	480,000.00	480,000.00	12/1/04	11/1/04	2,650.58	380	80.00	CA	11/1/05	N	600,000.00	1	3,250	2,650.58	SILVER SPRING	BA0630E1	12/23/04	2	BA0630E1
1103336202	5.325	404,700.00	404,700.00	12/1/04	11/1/04	1,759.86	380	80.00	CA	12/1/04	N	500,000.00	1	3,000	1,759.86	NORTHBRIDGE	BA0630E1	12/23/04	2	BA0630E1
1103336209	5.075	202,000.00	202,000.00	12/1/04	11/1/04	1,251.83	380	80.00	VA	12/1/04	N	265,000.00	1	3,000	1,251.83	PORT HULMEHE	BA0630E1	12/23/04	2	BA0630E1
1103336211	5.800	266,000.00	266,000.00	11/1/05	12/1/04	1,187.59	380	80.00	GA	12/1/04	N	333,500.00	1	5,450	1,187.59	PHILADELPHIA	BA0630E1	12/23/04	2	BA0630E1
1103336213	6.800	76,500.00	76,500.00	11/1/05	12/1/04	593.65	380	85.00	SC	12/1/04	N	90,000.00	1	8,600	593.65	WHITE	BA1402E1	12/23/04	8	BA1402E1
1103336214	7.400	127,675.00	127,675.00	11/1/05	12/1/04	918.61	360	87.00	MD	12/1/04	N	153,000.00	1	6,900	918.61	BRENTWOOD	BA1402E1	12/23/04	8	BA1402E1
1103336217	6.850	151,200.00	151,200.00	12/1/04	11/1/04	940.16	360	95.00	MD	12/1/04	N	135,000.00	1	6,500	940.16	BALTIMORE	BA1402E1	12/23/04	7	BA1402E1
1103336221	6.850	287,000.00	287,000.00	11/1/05	12/1/04	1,383.07	360	80.00	VA	12/1/04	N	307,000.00	1	5,780	1,383.07	MANASSAS	BA0630E1	12/23/04	7	BA0630E1
1103336223	7.275	257,500.00	257,500.00	11/1/05	12/1/04	1,383.07	360	80.00	VA	12/1/04	N	270,000.00	1	5,450	1,383.07	SANTA CLARITA	BA0630E1	12/23/04	7	BA0630E1
1103336234	5.650	292,500.00	292,500.00	11/1/05	12/1/04	1,464.63	360	80.00	IL	12/1/04	N	315,000.00	1	6,325	1,464.63	RIALTO PARK	BA0630E1	12/23/04	8	BA0630E1
1103336234	7.750	266,000.00	266,000.00	11/1/05	12/1/04	1,395.68	360	95.00	VA	11/1/05	N	280,000.00	1	7,250	1,395.68	STERLING	BA1402E1	12/23/04	8	BA1402E1
1103336235	6.300	75,000.00	75,000.00	11/1/05	12/1/04	467.94	360	80.00	PA	12/1/04	N	84,000.00	1	6,300	467.94	DECATUR	BA1402E1	12/23/04	7	BA1402E1
1103336241	6.800	128,000.00	128,000.00	11/1/05	12/1/04	538.69	360	80.00	GA	12/1/04	N	161,000.00	1	7,075	538.69	YONKERS	BA1402E1	12/23/04	7	BA1402E1
1103336245	8.175	72,210.00	72,210.00	12/1/04	11/1/04	383.07	360	87.00	TX	12/1/04	N	83,000.00	1	5,450	383.07	SANTA CLARITA	BA0630E1	12/23/04	7	BA0630E1
1103336247	6.625	216,000.00	216,000.00	11/1/05	12/1/04	1,295.31	360	80.00	VA	12/1/04	N	270,000.00	1	5,450	1,295.31	MANASSAS	BA0630E1	12/23/04	7	BA0630E1
1103336248	6.280	245,800.00	245,800.00	11/1/05	12/1/04	1,383.07	360	80.00	VA	12/1/04	N	307,000.00	1	5,780	1,383.07	MANASSAS	BA0630E1	12/23/04	7	BA0630E1
1103336249	5.900	186,400.00	186,400.00	12/1/04	11/1/04	831.33	360	80.00	MD	12/1/04	N	220,000.00	1	5,300	831.33	MANASSAS	BA0630E1	12/23/04	8	BA0630E1
1103336250	5.900	166,400.00	166,400.00	12/1/04	11/1/04	916.47	360	80.00	MD	12/1/04	N	245,000.00	1	6,300	916.47	OXON HILL	BA0630E1	12/23/04	7	BA0630E1
1103336254	6.300	199,200.00	199,200.00	11/1/05	12/1/04	1,045.80	360	80.00	CA	12/1/04	N	245,000.00	1	6,300	1,045.80	SAN BERNARDINO	BA0630E1	12/23/04	7	BA0630E1
1103336254	6.650	149,800.00	149,800.00	11/1/05	12/1/04	829.03	360	80.00	FL	11/1/05	N	187,000.00	1	6,150	829.03	MIAMI	BA0630E1	12/23/04	7	BA0630E1
1103336255	5.650	326,000.00	326,000.00	11/1/05	12/1/04	1,534.92	360	79.90	FL	12/1/04	N	408,000.00	1	6,550	1,534.92	SILVER SPRING	BA0630E1	12/23/04	7	BA0630E1
1103336256	6.900	92,000.00	92,000.00	11/1/05	12/1/04	529.00	360	87.62	FL	12/1/04	N	108,000.00	1	6,500	529.00	JACKSONVILLE	BA0630E1	12/23/04	8	BA0630E1
1103336259	6.530	176,000.00	176,000.00	12/1/04	11/1/04	957.73	360	90.00	CA	12/1/04	N	220,000.00	1	6,250	957.73	FALLS CHURCH	BA0630E1	12/23/04	7	BA0630E1
1103336260	6.900	375,300.00	375,300.00	12/1/04	11/1/04	1,571.98	360	90.00	CA	12/1/04	N	417,000.00	1	6,250	1,571.98	FALLS CHURCH	BA0630E1	12/23/04	7	BA0630E1
1103336264	6.900	340,000.00	340,000.00	11/1/05	12/1/04	1,955.00	360	84.00	VA	12/1/04	N	425,000.00	1	6,500	1,955.00	HERNDON	BA0630E1	12/23/04	8	BA0630E1
1103336267	6.550	489,950.00	489,950.00	12/1/04	11/1/04	2,728.88	360	84.00	VA	12/1/04	N	595,056.00	1	6,500	2,728.88	WOODBRIDGE	BA0630E1	12/23/04	8	BA0630E1
1103336267	5.500	416,500.00	416,500.00	11/1/05	12/1/04	1,908.96	360	85.00	CA	12/1/04	N	480,000.00	1	5,300	1,908.96	LAKEWOOD	BA0630E1	12/23/04	8	BA0630E1
1103336272	6.025	266,400.00	266,400.00	12/1/04	11/1/04	1,437.60	360	80.00	CA	12/1/04	N	330,000.00	1	4,950	1,437.60	LOS BANOS	BA0630E1	12/23/04	8	BA0630E1
1103336280	5.990	298,000.00	298,000.00	11/1/05	12/1/04	1,437.60	360	80.00	CA	12/1/04	N	360,000.00	1	5,150	1,437.60	SOUTH GATE	BA0630E1	12/23/04	7	BA0630E1
1103336288	5.500	348,000.00	348,000.00	11/1/05	12/1/04	1,595.00	360	80.00	CA	12/1/04	N	435,000.00	1	4,950	1,595.00	NORTH HILLS	BA0630E1	12/23/04	7	BA0630E1
1103336288	6.990	428,000.00	428,000.00	12/1/04	11/1/04	1,126.40	360	80.00	CA	12/1/04	N	540,000.00	1	6,990	1,126.40	STERLING	BA0630E1	12/23/04	7	BA0630E1
1103336291	6.550	164,000.00	164,000.00	11/1/05	12/1/04	1,062.60	360	80.00	CA	12/1/04	N	203,000.00	1	6,900	1,062.60	SAN DIEGO	BA0630E1	12/23/04	7	BA0630E1
1103336293	6.550	164,000.00	164,000.00	11/1/05	12/1/04	1,062.60	360	80.00	CA	12/1/04	N	203,000.00	1	6,900	1,062.60	SAN DIEGO	BA0630E1	12/23/04	7	BA0630E1
1103336294	6.200	127,000.00	127,000.00	11/1/05	12/1/04	895.17	360	80.00	CA	12/1/04	N	155,000.00	1	6,050	895.17	SAN JOSE	BA0630E1	12/23/04	7	BA0630E1
1103336294	6.275	230,400.00	230,400.00	10/1/04	9/1/04	1,204.80	360	79.88	FL	12/1/04	N	289,000.00	1	5,000	1,204.80	JACKSONVILLE	BA0630E1	12/23/04	8	BA0630E1
1103336300	5.900	300,000.00	300,000.00	12/1/04	11/1/04	1,779.41	360	80.00	CA	12/1/04	N	375,000.00	1	6,075	1,779.41	LOS BANOS	BA0630E1	12/23/04	8	BA0630E1
1103336301	6.990	274,500.00	274,500.00	10/1/04																

Qry_FileLayout_Generic_xls_

110334556	CONDO	OO	REF	Y	4,625	415,200.00	415,200.00	1/1/05	12/1/04	1,900.25	350	90.00	CA	1/1/05	519,000.00	1	2,250	1,600.25 NOVATO
110334557	SFR	OO	REF	Y	5,000	560,000.00	560,000.00	1/1/05	12/1/04	2,566.67	360	74.66	CA	1/1/05	750,000.00	1	2,250	2,566.67 BERKELEY
110334558	SFR	OO	REF	Y	5,000	417,000.00	417,000.00	1/1/05	12/1/04	2,566.67	360	68.92	CA	1/1/05	695,000.00	1	2,250	1,737.50 SONOMA
110334559	D-PUDS	OO	PURCHASE	N	5,750	420,000.00	420,000.00	1/1/05	12/1/04	2,012.50	360	80.00	CA	1/1/05	525,000.00	1	2,250	2,012.50 TRACY
110334560	SFR	OO	REF	Y	5,375	260,000.00	260,000.00	1/1/05	12/1/04	1,164.58	360	80.00	CA	1/1/05	325,000.00	1	2,250	1,164.58 REDDING
110334561	CONDO	OO	PURCHASE	N	5,125	632,000.00	632,000.00	1/1/05	12/1/04	1,845.00	360	80.00	CA	1/1/05	840,000.00	1	2,250	2,517.50 MILL VALLEY
110334562	SFR	OO	PURCHASE	N	4,750	636,000.00	636,000.00	1/1/05	12/1/04	2,517.50	360	80.00	CA	1/1/05	820,000.00	1	2,250	2,517.50 HALF MOON BAY
110334563	PUD	NOO	REF	Y	11,300	150,000.00	150,000.00	1/1/04	12/1/04	1,443.24	360	7.90	NV	1/1/05	380,000.00	2	0,000	1,443.24 HENDERSON
110334564	CONDO	OO	REF	Y	11,990	65,500.00	65,500.00	1/1/04	12/1/04	785.69	360	17.24	CA	1/1/05	1,390,000.00	2	0,000	785.69 SIGNAL HILLS
110334565	PUD	NOO	REF	Y	10,500	40,000.00	40,000.00	1/1/05	12/1/04	369.55	360	20.00	AZ	1/1/05	202,000.00	2	0,000	369.55 CHANDLER
110334566	3-FAMILY	NOO	REF	Y	11,125	46,000.00	46,000.00	12/1/04	11/1/04	442.42	360	11.22	CA	1/1/05	170,000.00	2	0,000	442.42 PITTSBURG
110334567	PUD	NOO	PURCHASE	N	10,990	39,372.86	39,372.86	12/1/04	11/1/04	311.01	360	26.68	UT	1/1/05	170,000.00	2	0,000	311.01 CLEARWATER
110334568	PUD	NOO	PURCHASE	N	10,500	39,965.33	39,965.33	12/1/04	11/1/04	380.63	360	20.00	FL	1/1/05	700,000.00	2	0,000	1,198.31 ORLANDO
110334569	D-PUDS	OO	REF	Y	11,990	42,782.80	42,782.80	1/1/04	12/1/04	439.92	360	10.93	VA	1/1/05	391,500.00	2	0,000	439.92 SPRINGFIELD
110334570	SFR	NOO	PURCHASE	N	6,625	215,200.00	215,200.00	2/1/05	1/1/05	1,377.95	360	80.00	FL	2/1/05	875,000.00	1	0,000	1,377.95 LONGWOOD
110334571	SFR	NOO	REF	Y	6,650	171,500.00	171,500.00	2/1/05	1/1/05	2,679.69	360	70.00	CA	2/1/05	274,000.00	1	3,875	2,679.69 TIBURON
110334572	SFR	NOO	REF	Y	6,750	75,000.00	75,000.00	2/1/05	1/1/05	950.40	360	52.67	CA	1/1/05	245,000.00	1	0,000	950.40 HESPERIA
110334573	D-PUDS	OO	PURCHASE	N	5,375	125,900.00	125,900.00	2/1/05	1/1/05	563.93	360	69.99	FL	1/1/05	184,000.00	1	3,250	563.93 PHOENIX
110334574	SFR	NOO	PURCHASE	N	5,250	95,540.31	95,540.31	2/1/05	1/1/05	543.06	360	70.00	AZ	1/1/05	370,000.00	1	3,875	1,133.13 LOS ANGELES
110334575	SFR	NOO	REF	Y	5,750	245,000.00	245,000.00	2/1/05	1/1/05	1,173.96	360	70.00	CA	2/1/05	300,000.00	1	3,875	1,173.96 BAKERSFIELD
110334576	D-PUDS	OO	PURCHASE	N	5,375	103,600.00	103,600.00	2/1/05	1/1/05	671.95	360	70.00	CA	2/1/05	148,000.00	1	0,000	671.95 SUGARLOAF
110334577	SFR	NOO	PURCHASE	N	5,375	429,000.00	429,000.00	2/1/05	1/1/05	1,921.56	360	69.76	CA	2/1/05	580,000.00	1	3,875	1,921.56 VALLEY CENTER
110334578	SFR	NOO	REF	Y	7,800	110,418.25	110,418.25	12/20/04	11/20/04	795.46	360	85.00	NY	12/20/04	112,000.00	1	0,000	598.12 BAKERSFIELD
110334579	CONDO	OO	REF	Y	7,390	100,000.00	100,000.00	1/1/05	12/1/04	1,219.89	360	50.00	OR	12/1/04	112,000.00	1	0,000	1,219.89 EL MONTE
110334580	SFR	NOO	REF	Y	8,100	100,300.00	100,300.00	1/1/05	12/1/04	1,143.98	360	84.06	CA	12/1/04	185,000.00	1	0,000	1,143.98 PORTLAND
110334581	SFR	NOO	REF	Y	6,900	126,000.00	126,000.00	1/1/05	12/1/04	742.97	360	85.00	MI	12/1/04	118,000.00	1	0,000	742.97 PONTIAC
110334582	SFR	NOO	REF	Y	6,950	289,000.00	289,000.00	1/1/05	12/1/04	829.84	360	90.00	PA	12/1/04	335,000.00	1	0,000	829.84 ESSINGTON
110334583	SFR	NOO	PURCHASE	N	6,990	217,600.00	217,600.00	1/1/05	12/1/04	2,231.91	360	86.27	NJ	12/1/04	275,000.00	1	0,000	2,231.91 HOWELL
110334584	SFR	NOO	PURCHASE	N	6,990	278,000.00	278,000.00	1/1/05	12/1/04	1,664.96	360	69.50	CA	12/1/04	340,000.00	1	0,000	1,664.96 WEST COVINA
110334585	2-FAMILY	NOO	PURCHASE	N	6,900	90,000.00	90,000.00	12/20/04	11/20/04	640.69	360	20.00	CA	12/20/04	125,000.00	1	0,000	640.69 UNDEENWOLD
110334586	CONDO	OO	PURCHASE	N	10,990	48,000.00	48,000.00	1/1/05	12/1/04	850.30	360	20.00	CA	12/1/04	245,000.00	1	0,000	850.30 ANTIPOCH
110334587	SFR	NOO	PURCHASE	N	10,375	59,000.00	59,000.00	1/1/05	12/1/04	468.75	180	20.00	CA	12/1/04	200,000.00	1	0,000	468.75 EL MONTE
110334588	PUD	NOO	PURCHASE	N	10,500	62,000.00	62,000.00	12/20/04	11/20/04	164.65	180	20.00	TX	11/20/04	310,000.00	2	0,000	164.65 AUSTIN
110334589	PUD	NOO	PURCHASE	N	10,990	36,000.00	36,000.00	1/1/05	12/1/04	342.56	180	20.00	TX	12/1/04	180,000.00	2	0,000	342.56 UPPER MARLBORO
110334590	SFR	NOO	REF	Y	10,500	22,400.00	22,400.00	1/1/05	12/20/04	213.15	180	20.00	CA	12/20/04	110,000.00	2	0,000	213.15 BAKERSFIELD
110334591	SFR	NOO	PURCHASE	N	10,500	24,320.00	24,320.00	1/1/05	12/1/04	222.46	180	20.00	NJ	12/1/04	125,000.00	2	0,000	222.46 ARLINGTON
110334592	SFR	NOO	PURCHASE	N	10,500	85,000.00	85,000.00	1/1/05	12/1/04	1,223.96	360	52.63	CA	1/1/05	100,000.00	2	0,000	1,223.96 NEWPORT BEACH
110334593	SFR	NOO	REF	Y	6,250	546,000.00	546,000.00	1/1/05	12/1/04	1,380.21	360	80.00	HI	1/1/05	685,000.00	1	0,000	1,380.21 KULA
110334594	SFR	NOO	PURCHASE	N	6,250	332,000.00	332,000.00	1/1/05	12/1/04	964.84	360	80.00	AZ	1/1/05	415,000.00	1	0,000	964.84 PLEASANTON
110334595	SFR	NOO	PURCHASE	N	6,380	116,000.00	116,000.00	1/1/05	11/1/04	6,241.97	360	80.00	HI	1/1/05	145,000.00	1	0,000	6,241.97 MAWYVILLE
110334596	SFR	NOO	PURCHASE	N	6,990	989,000.00	989,000.00	1/1/05	12/1/04	1,485.42	360	59.84	CA	1/1/05	1,650,000.00	1	0,000	1,485.42 MARYVILLE
110334597	3-FAMILY	NOO	PURCHASE	N	5,750	117,403.50	117,403.50	1/1/05	12/1/04	5,283.82	360	69.12	TN	1/1/05	172,000.00	1	0,000	5,283.82 BERKELEY
110334598	SFR	NOO	REF	Y	5,990	795,000.00	795,000.00	1/1/05	12/1/04	2,795.33	360	60.00	CA	1/1/05	1,320,000.00	1	0,000	2,795.33 SAN FRANCISCO
110334599	SFR	NOO	REF	Y	5,750	399,582.38	399,582.38	1/1/05	12/1/04	1,597.32	360	57.14	CA	1/1/05	486,000.00	1	0,000	1,597.32 SALINAS
110334600	SFR	NOO	PURCHASE	N	5,990	500,000.00	500,000.00	1/1/05	12/1/04	1,777.03	360	52.91	CA	1/1/05	2,385,000.00	1	0,000	1,777.03 SAN FRANCISCO
110334601	SFR	NOO	PURCHASE	N	6,625	498,676.59	498,676.59	1/1/05	12/1/04	3,510.72	360	62.87	CA	1/1/05	625,000.00	1	0,000	3,510.72 PRESCOTT VALLEY
110334602	SFR	NOO	PURCHASE	N	5,990	333,700.00	333,700.00	1/1/05	12/1/04	1,996.67	360	53.40	CA	1/1/05	400,000.00	1	0,000	1,996.67 PACIFICA
110334603	CONDO	NOO	REF	Y	5,875	105,000.00	105,000.00	1/1/05	12/1/04	426,832.71	360	80.00	CA	1/1/05	537,000.00	1	0,000	621.11 WATSONVILLE
110334604	SFR	NOO	PURCHASE	N	5,990	183,900.00	183,900.00	1/1/05	12/1/04	1,575.00	360	79.29	HI	1/1/05	590,000.00	1	0,000	1,575.00 MIJILANI
110334605	PUD	NOO	PURCHASE	N	5,875	105,000.00	105,000.00	1/1/05	12/1/04	1,996.67	360	67.47	HI	1/1/05	590,000.00	1	0,000	1,996.67 EWA BEACH
110334606	CONDO	NOO	REF	Y	5,880	459,041.69	459,041.69	1/1/05	12/1/04	1,331.68	360	38.53	CA	1/1/05	830,000.00	1	0,000	1,331.67 WHITTIER
110334607	SFR	NOO	PURCHASE	N	5,990	560,000.00	560,000.00	1/1/05	12/1/04	3,244.58	360	67.47	HI	1/1/05	1,200,000.00	1	0,000	3,244.58 CORONA DEL MAR
110334608	CONDO	NOO	REF	Y	5,880	234,519.65	234,519.65	1/1/05	12/1/04	1,192.77	360	70.00	CA	1/1/05	340,000.00	1	0,000	1,192.77 HONOLULU
110334609	SFR	NOO	REF	Y	5,990	839,276.78	839,276.78	1/1/05	12/1/04	5,030.83	360	80.00	CA	1/1/05	1,200,000.00	1	0,000	5,030.83 HONOLULU
110334610	SFR	NOO	REF	Y	5,990	272,000.00	272,000.00	1/1/05	12/1/04	1,988.37	360	79.29	HI	1/1/05	565,000.00	1	0,000	1,988.37 UNION CITY
110334611	CONDOTEL	NOO	REF	Y	5,990	338,661.88												

2503085150	D-FUNDS	NOO	PURCHASE	N	7.375	7.375	298,650.00	298,650.00	21/05	11/25	11/25	11/25	FL	11/18	11/18	N	375,000.00	1,773.99	360	90.90	12/29/04	EAT630E1
2503085151	4-FAMILY	COO	REFI	N	12.250	12.250	600,000.00	598,063.60	9/10/04	8/10/04	8/10/04	12/10/04	CA	12/10/04	12/10/04	N	915,000.00	4,042.31	360	65.58	7/27/04	PB6300
2503085152	SFR	COO	PURCHASE	N	6.500	6.500	250,000.00	250,000.00	11/05	12/16/04	12/16/04	12/16/04	MI	12/16/04	12/16/04	N	318,000.00	1,354.17	360	78.52	7/29/04	TB6300
2503085153	SFR	COO	REFI	N	6.750	6.750	100,000.00	99,739.67	10/10/04	9/10/04	9/10/04	12/10/04	CA	12/10/04	12/10/04	N	280,000.00	648.80	360	35.72	8/30/04	PF6300
2503085154	PUD	NOO	PURCHASE	N	8.875	8.875	426,400.00	426,141.68	12/10/04	8/10/04	8/10/04	12/10/04	CA	12/10/04	12/10/04	N	533,500.00	3,278.65	360	89.39	10/27/04	EP6300
2503085155	D-FUNDS	NOO	PURCHASE	N	7.250	7.250	128,700.00	128,107.68	10/10/04	9/10/04	9/10/04	12/10/04	MI	12/10/04	12/10/04	N	143,000.00	607.87	360	89.39	7/29/04	EP6300
2503085156	SFR	COO	REFI	N	12.000	12.000	50,200.00	50,156.49	10/10/04	9/10/04	9/10/04	12/10/04	CO	12/10/04	12/10/04	Y	166,000.00	859.89	360	75.00	8/31/04	PF6300
2503085157	SFR	COO	PURCHASE	N	11.625	11.625	47,800.00	47,754.99	10/10/04	9/10/04	9/10/04	12/10/04	CO	12/10/04	12/10/04	Y	251,000.00	4,176.36	360	20.00	8/22/04	TB6300
2503085158	CONDO	NOO	PURCHASE	N	8.500	8.500	65,300.00	65,137.51	11/05	12/16/04	12/16/04	11/05	CA	11/05	11/05	Y	241,000.00	688.42	180	20.00	8/20/04	TB6300
2503085159	D-FUNDS	NOO	PURCHASE	N	6.625	6.625	112,800.00	112,665.67	10/10/04	9/10/04	9/10/04	12/10/04	FL	12/10/04	12/10/04	Y	165,000.00	3,750.00	360	89.37	8/20/04	EA1603E
2503085160	SFR	COO	REFI	N	7.250	7.250	142,000.00	142,000.00	11/05	12/16/04	12/16/04	11/05	FL	11/05	11/05	Y	141,000.00	622.75	360	78.89	12/6/04	PA603E1
2503085161	SFR	NOO	PURCHASE	N	10.625	10.625	34,100.00	34,032.28	12/10/04	11/16/04	11/16/04	12/10/04	IL	12/10/04	12/10/04	N	180,000.00	988.69	360	89.39	12/20/04	TB6300
2503085162	SFR	COO	REFI	N	9.375	9.375	134,100.00	134,000.00	11/05	12/16/04	12/16/04	11/05	CA	11/05	11/05	N	420,000.00	3,881.2	180	10.00	12/20/04	TB6300
2503085163	SFR	COO	REFI	N	4.890	4.890	477,300.00	477,300.00	11/05	12/16/04	12/16/04	11/05	CA	11/05	11/05	N	149,000.00	1,115.38	360	90.00	12/20/04	TB6300
2503085164	CONDO	NOO	PURCHASE	N	12.000	12.000	400,000.00	400,000.00	21/05	11/20/04	11/20/04	11/05	CA	11/05	11/05	N	895,000.00	1,984.77	360	80.00	11/22/04	PA603E1
2503085165	SFR	NOO	PURCHASE	N	6.125	6.125	24,500.00	24,500.00	21/05	11/20/04	11/20/04	11/05	FL	11/05	11/05	Y	164,000.00	252.01	180	15.00	11/20/04	TB6300
2503085166	SFR	2ND	REFI	N	6.625	6.625	200,000.00	200,000.00	21/05	11/20/04	11/20/04	11/05	FL	11/05	11/05	Y	250,000.00	1,020.83	360	90.00	11/22/04	SA6300E
2503085167	SFR	NOO	PURCHASE	N	5.500	5.500	213,000.00	213,000.00	21/05	11/20/04	11/20/04	11/05	CA	11/05	11/05	N	268,500.00	976.25	360	79.99	11/20/04	EA6300E
2503085168	SFR	COO	REFI	N	6.500	6.500	178,500.00	178,500.00	11/05	12/16/04	12/16/04	11/05	CA	11/05	11/05	N	255,000.00	1,128.24	360	79.99	12/30/04	EA6300E
2503085169	SFR	COO	REFI	N	5.500	5.500	146,000.00	146,000.00	11/05	12/16/04	12/16/04	11/05	MD	12/16/04	12/16/04	N	163,500.00	942.92	360	89.78	11/24/04	PA1403E1
2503085170	PUD	NOO	PURCHASE	N	7.750	7.750	132,150.00	132,150.00	11/05	12/16/04	12/16/04	11/05	CA	11/05	11/05	N	188,790.00	633.22	360	79.00	11/30/04	PA603E1
2503085171	SFR	COO	REFI	N	5.750	5.750	265,000.00	264,723.32	12/10/04	11/16/04	11/16/04	12/10/04	CA	12/10/04	12/10/04	N	410,000.00	1,546.47	360	64.64	11/20/04	SA4603E
2503085172	SFR	COO	REFI	N	7.000	7.000	220,000.00	220,000.00	11/05	12/16/04	12/16/04	11/05	CA	11/05	11/05	N	291,000.00	1,283.33	360	78.30	11/30/04	PF6300
2503085173	SFR	NOO	PURCHASE	N	5.000	5.000	227,500.00	227,500.00	21/05	11/20/04	11/20/04	11/05	CA	11/05	11/05	N	325,000.00	947.92	360	70.00	12/21/04	PA603E1
2503085174	SFR	NOO	PURCHASE	N	11.000	11.000	65,000.00	65,000.00	21/05	11/20/04	11/20/04	11/05	CA	11/05	11/05	N	375,000.00	619.01	180	20.00	12/21/04	TB6300
2503085175	SFR	COO	REFI	N	6.625	6.625	560,000.00	560,000.00	21/05	11/20/04	11/20/04	11/05	CA	11/05	11/05	N	830,000.00	3,091.67	360	80.00	11/29/04	EAT630E1
2503085176	SFR	COO	REFI	N	7.250	7.250	177,600.00	177,600.00	21/05	11/20/04	11/20/04	11/05	CA	11/05	11/05	N	222,000.00	1,073.00	360	80.00	12/13/04	SA6300E
2503085177	2-FAMILY	COO	REFI	N	6.375	6.375	330,000.00	330,000.00	11/05	12/16/04	12/16/04	11/05	CA	11/05	11/05	N	450,000.00	1,753.13	360	73.34	12/20/04	PA2430E1
2503085178	CONDO	COO	PURCHASE	N	6.000	6.000	368,000.00	368,000.00	11/05	12/16/04	12/16/04	11/05	CA	11/05	11/05	N	460,000.00	1,840.00	360	80.00	12/20/04	PA1602E1
2503085179	SFR	COO	REFI	N	5.875	5.875	83,000.00	83,000.00	11/05	12/16/04	12/16/04	11/05	GA	12/16/04	12/16/04	N	130,000.00	490.98	360	63.85	11/24/04	SA2603E
2503085180	D-PUDS	COO	REFI	N	5.875	5.875	144,000.00	144,000.00	11/05	12/16/04	12/16/04	11/05	CA	12/16/04	12/16/04	N	180,000.00	705.00	360	80.00	11/18/04	SA1602E1
2503085181	SFR	NOO	PURCHASE	N	5.375	5.375	202,000.00	202,000.00	21/05	11/20/04	11/20/04	11/05	CA	11/05	11/05	N	569,500.00	391.98	360	12.33	11/16/04	PF6300
2503085182	SFR	NOO	PURCHASE	N	6.625	6.625	152,000.00	152,000.00	21/05	11/20/04	11/20/04	11/05	NH	11/05	11/05	N	291,000.00	1,173.55	360	63.42	12/20/04	SA6300E
2503085183	D-PUDS	NOO	PURCHASE	N	6.875	6.875	373,000.00	373,000.00	11/05	12/16/04	12/16/04	11/05	CA	12/16/04	12/16/04	N	170,000.00	882.81	360	89.33	11/29/04	EA1630E1
2503085184	D-PUDS	NOO	PURCHASE	N	5.375	5.375	329,000.00	329,000.00	11/05	12/16/04	12/16/04	11/05	CA	12/16/04	12/16/04	N	470,000.00	1,842.31	360	70.00	12/20/04	PA2430E1
2503085185	D-PUDS	NOO	PURCHASE	N	6.500	6.500	337,200.00	337,200.00	21/05	11/20/04	11/20/04	11/05	CA	11/05	11/05	N	290,000.00	891.65	360	69.99	12/20/04	PA1602E1
2503085186	SFR	COO	REFI	N	4.875	4.875	413,000.00	413,000.00	11/05	12/16/04	12/16/04	11/05	CA	12/16/04	12/16/04	N	590,000.00	2,131.33	360	94.99	12/20/04	PA1405E1
2503085187	SFR	COO	REFI	N	5.500	5.500	280,000.00	280,000.00	11/05	12/16/04	12/16/04	11/05	CA	12/16/04	12/16/04	N	350,000.00	1,263.33	360	80.00	12/20/04	PA603E1
2503085188	CONDO	COO	PURCHASE	N	6.000	6.000	320,800.00	320,800.00	21/05	11/20/04	11/20/04	11/05	CA	12/16/04	12/16/04	N	550,000.00	1,604.00	360	80.00	11/22/04	PA1602E1
2503085189	SFR	COO	REFI	N	5.000	5.000	440,000.00	440,000.00	11/05	12/16/04	12/16/04	11/05	CA	12/16/04	12/16/04	N	700,000.00	1,833.33	360	53.29	11/17/04	PA603E1
2503085190	D-PUDS	NOO	PURCHASE	N	7.875	7.875	134,750.00	134,750.00	11/05	12/16/04	12/16/04	11/05	CA	12/16/04	12/16/04	N	150,000.00	884.30	360	89.99	11/30/04	EA4603E
2503085191	SFR	NOO	PURCHASE	N	5.250	5.250	106,400.00	106,400.00	11/05	12/16/04	12/16/04	11/05	OH	11/05	11/05	N	152,000.00	465.50	360	70.00	11/20/04	PA430E1
2503085192	SFR	NOO	PURCHASE	N	5.875	5.875	247,200.00	247,200.00	11/05	12/16/04	12/16/04	11/05	CA	12/16/04	12/16/04	N	309,000.00	3,281.25	360	80.00	11/20/04	PA603E1
2503085193	CONDO	COO	REFI	N	6.250	6.250	116,000.00	116,000.00	11/05	12/16/04	12/16/04	11/05	CA	12/16/04	12/16/04	N	143,000.00	593.75	360	79.73	11/20/04	SA1602E1
2503085194	D-PUDS	NOO	PURCHASE	N	5.500	5.500	168,500.00	168,500.00	11/05	12/16/04	12/16/04	11/05	ME	12/16/04	12/16/04	N	200,000.00	1,079.92	360	90.00	11/30/04	PA1602E1
2503085195	SFR	COO	REFI	N	6.750	6.750	197,650.00	197,650.00	11/05	12/16/04	12/16/04											

2503086969	D-PIDS	NO	N	5.750	372,900.00	1/1/05	12/1/04	1/1/05	12/1/04	FL	1/1/05	360	80.00	468,000.00	1	3.250	1,786.33	PEMBROKE PINES	PA1603E1	2	11/30/04	3,079
2503086872	D-PIDS	2ND	N	11.000	37,050.00	2/1/05	1/1/05	1/1/05	1/1/05	CA	1/1/05	180	15.00	249,000.00	2	0.000	352.84	FORT MYERS	PA0605E	2	12/06/04	3,308
2503086873	SFR	NO	N	4.625	472,500.00	1/1/05	12/1/04	1/1/05	12/1/04	CA	1/1/04	360	69.49	690,000.00	1	3.750	1,821.09	PISMO BEACH	PA0605E	2	11/20/04	9,349
2503086961	PUD	NO	Y	6.750	128,500.00	1/1/05	12/1/04	1/1/05	12/1/04	CA	1/1/04	360	71.65	165,500.00	1	4.250	833.45	SPRING HILL	PA2302E	8	11/30/04	3,460
2503087008	SFR	NO	Y	6.125	244,000.00	1/1/05	12/1/04	1/1/05	12/1/04	CA	1/1/04	360	80.00	305,000.00	1	3.875	1,245.42	PALMDALE	PA1602E	1	11/17/04	9,554
2503087017	SFR	NO	Y	6.750	356,000.00	1/1/05	12/1/04	1/1/05	12/1/04	CA	1/1/04	360	80.00	445,000.00	1	3.875	2,002.50	SAN DIEGO	PA1602E	1	11/23/04	9,211
2503087030	SFR	NO	Y	5.500	102,500.00	1/1/05	12/1/04	1/1/05	12/1/04	CA	1/1/04	360	62.50	164,000.00	1	3.750	469.79	OAKLAND PARK	PA1603E1	2	11/23/04	3,330
2503087115	SFR	NO	Y	6.875	204,000.00	1/1/05	12/1/04	1/1/05	12/1/04	CA	1/1/04	360	80.00	255,000.00	1	0.000	998.75	LOS ANGELES	PA1603E1	2	12/20/04	8,790
2503087116	SFR	NO	Y	6.250	100,800.00	1/1/05	12/1/04	1/1/05	12/1/04	CA	1/1/04	360	70.00	144,000.00	1	0.000	525.00	SAINT GEORGE	PA1603E1	2	12/20/04	6,007
2503087221	D-PIDS	NO	Y	10.750	36,000.00	2/1/05	1/1/05	1/1/05	1/1/05	UT	1/1/05	360	25.00	144,000.00	1	5.250	897.50	ROUND LAKE BEACH	PA1602E1	1	11/23/04	6,007
2503087224	SFR	NO	Y	5.250	136,800.00	1/1/05	12/1/04	1/1/05	12/1/04	IL	1/1/05	360	90.00	152,000.00	1	3.250	842.19	MURPHY	PA1603E1	15	11/23/04	28,906
2503087256	SFR	NO	Y	5.375	192,500.00	1/1/05	12/1/04	1/1/05	12/1/04	NY	1/1/05	360	70.00	315,000.00	1	3.250	842.19	MURPHY	PA1603E1	2	11/23/04	11,553
2503087257	D-PIDS	NO	Y	6.500	214,900.00	1/1/05	12/1/04	1/1/05	12/1/04	NC	1/1/05	360	70.00	275,000.00	1	3.250	842.19	MURPHY	PA1603E1	2	11/23/04	11,553
2503087316	D-PIDS	NO	Y	6.125	100,000.00	1/1/05	12/1/04	1/1/05	12/1/04	FL	1/1/05	360	79.71	137,500.00	1	3.250	1,369.33	ORLANDO	PA1605E1	2	11/23/04	3,282
2503087352	SFR	NO	Y	6.875	167,000.00	1/1/05	12/1/04	1/1/05	12/1/04	FL	1/1/05	360	80.00	224,000.00	1	3.250	1,369.33	ORLANDO	PA1605E1	2	11/23/04	3,282
2503087352	SFR	NO	Y	6.875	167,000.00	1/1/05	12/1/04	1/1/05	12/1/04	FL	1/1/05	360	80.00	224,000.00	1	3.250	1,369.33	ORLANDO	PA1605E1	2	11/23/04	3,282
2503087361	D-PIDS	NO	Y	5.125	133,000.00	1/1/05	12/1/04	1/1/05	12/1/04	FL	1/1/05	360	65.50	190,000.00	1	0.000	1,489.40	MIAMI	PA1602E1	2	11/23/04	3,325
2503087367	D-PIDS	NO	Y	5.750	161,000.00	1/1/05	12/1/04	1/1/05	12/1/04	FL	1/1/05	360	80.00	190,000.00	1	3.250	568.02	SARASOTA	PA1603E1	2	11/23/04	3,414
2503087374	D-PIDS	NO	Y	4.875	61,000.00	2/1/05	1/1/05	1/1/05	1/1/05	NV	1/1/05	360	70.00	100,000.00	1	3.000	2,441.56	HENDERSON	PA0602E1	2	12/27/04	8,962
2503087374	D-PIDS	NO	Y	4.875	61,000.00	2/1/05	1/1/05	1/1/05	1/1/05	NV	1/1/05	360	70.00	100,000.00	1	3.000	2,441.56	HENDERSON	PA0602E1	2	12/27/04	8,962
2503087378	D-PIDS	NO	Y	5.875	237,600.00	1/1/05	12/1/04	1/1/05	12/1/04	CA	1/1/05	360	80.00	295,000.00	1	3.375	2,644.69	CAMARILLO	PA0603E1	2	11/23/04	9,301
2503087397	D-PIDS	NO	Y	6.250	562,400.00	1/1/05	12/1/04	1/1/05	12/1/04	CA	1/1/05	360	80.00	703,000.00	1	3.875	1,163.25	LOS ANGELES	EA2602E1	8	11/17/04	9,004
2503087404	SFR	NO	Y	5.500	183,000.00	1/1/05	12/1/04	1/1/05	12/1/04	CA	1/1/05	360	80.00	244,000.00	1	3.875	2,929.17	LOS ANGELES	PA1605E1	2	11/23/04	3,258
2503087428	SFR	NO	Y	4.990	277,700.00	1/1/05	12/1/04	1/1/05	12/1/04	CA	1/1/05	360	75.00	350,000.00	1	3.250	1,554.77	LAKE ELIZABETH	PA0602E1	2	11/23/04	9,253
2503087432	SFR	NO	Y	4.625	411,000.00	1/1/05	12/1/04	1/1/05	12/1/04	CA	1/1/05	360	64.83	534,000.00	1	3.250	1,584.06	DISCOVERY BAY	PA0605E1	2	12/06/04	9,453
2503087497	H-RISE	NO	Y	5.250	91,000.00	2/1/05	1/1/05	1/1/05	1/1/05	FL	1/1/05	360	37.92	120,000.00	1	3.875	388.12	NAPLES	PA1603E1	2	12/23/04	3,414
2503087499	SFR	NO	Y	5.875	176,000.00	1/1/05	12/1/04	1/1/05	12/1/04	FL	1/1/05	360	80.00	240,000.00	1	3.875	861.67	DELRAY BEACH	PA1603E1	2	11/23/04	3,444
2503087526	SFR	NO	Y	11.375	159,000.00	1/1/05	12/1/04	1/1/05	12/1/04	NJ	1/1/04	180	30.00	530,000.00	1	0.000	1,559.42	JACKSON	PA1603E1	2	11/30/04	8,852
2503087536	D-PIDS	NO	Y	6.625	396,000.00	1/1/05	12/1/04	1/1/05	12/1/04	CA	1/1/05	360	80.00	495,000.00	1	3.875	2,186.25	SOUTHWEST RANCHES	PA1605E1	2	11/29/04	3,331
2503087546	SFR	NO	Y	5.000	288,150.00	1/1/05	12/1/04	1/1/05	12/1/04	CA	1/1/05	360	70.00	429,000.00	1	3.875	1,242.29	SAN DIEGO	PA0605E1	2	12/06/04	9,154
2503087558	SFR	NO	Y	5.250	403,000.00	1/1/05	12/1/04	1/1/05	12/1/04	CA	1/1/05	360	62.49	545,000.00	1	3.875	1,763.12	CHATSWORTH AREA	PA1605E1	2	11/30/04	9,131
2503087578	D-PIDS	NO	Y	5.375	685,450.00	1/1/05	12/1/04	1/1/05	12/1/04	CA	1/1/05	360	70.00	979,500.00	1	3.875	3,070.24	RANCHO MIRAGE	PA1605E1	2	11/30/04	9,270
2503087600	CONDO	NO	Y	5.000	197,400.00	1/1/05	12/1/04	1/1/05	12/1/04	CA	1/1/05	360	70.00	282,000.00	1	3.750	1,606.72	NORTH HOLLYWOOD AREA	PA0602E1	2	11/23/04	9,134
2503087620	D-PIDS	2ND	Y	4.875	395,500.00	2/1/05	1/1/05	1/1/05	1/1/05	CA	1/1/05	360	70.00	565,000.00	1	0.000	1,606.72	BIG PINE KEY	PA1603E1	2	12/06/04	9,253
2503087620	D-PIDS	2ND	Y	11.250	130,000.00	2/1/05	1/1/05	1/1/05	1/1/05	CA	1/1/05	360	23.01	140,000.00	1	0.000	1,262.64	INDIO	PA0603E1	2	12/06/04	9,253
2503087646	SFR	NO	Y	7.750	264,000.00	1/1/05	12/1/04	1/1/05	12/1/04	CA	1/1/05	360	80.00	330,000.00	1	0.000	1,891.33	MIAMI	PA0603E1	2	12/16/04	3,187
2503087744	SFR	NO	Y	8.250	297,000.00	1/1/05	12/1/04	1/1/05	12/1/04	FL	1/1/05	360	90.00	330,000.00	1	0.000	2,881.32	LOXAHATCHEE	PA0602E1	7	12/16/04	3,370
2503087826	SFR	NO	Y	5.500	144,000.00	2/1/05	1/1/05	1/1/05	1/1/05	FL	1/1/05	360	90.00	163,000.00	1	3.250	990.00	CLEARWATER	PA0402E1	1	11/29/04	3,160
2503087833	SFR	NO	Y	5.500	130,400.00	2/1/05	1/1/05	1/1/05	1/1/05	IL	1/1/05	360	80.00	163,000.00	1	3.875	597.67	ELGIN	PA1603E1	2	12/06/04	6,012
2503087834	D-PIDS	NO	Y	6.875	151,200.00	2/1/05	1/1/05	1/1/05	1/1/05	FL	1/1/05	360	80.00	189,000.00	1	0.000	866.25	ROYAL PALM BEACH	PA0603E1	2	12/06/04	3,341
2503087854	D-PIDS	NO	Y	6.875	248,000.00	2/1/05	1/1/05	1/1/05	1/1/05	FL	1/1/05	360	80.00	320,000.00	1	0.000	1,420.83	DEERFIELD BEACH	PA0603E1	2	12/06/04	3,344
2503087881	SFR	NO	Y	5.125	378,000.00	1/1/05	12/1/04	1/1/05	12/1/04	CA	1/1/05	360	70.00	540,000.00	1	3.875	1,914.38	NORTHridge AREA	PA1405E1	2	11/29/04	9,126
2503087888	SFR	NO	Y	5.750	399,200.00	1/1/05	12/1/04	1/1/05	12/1/04	CA	1/1/05	360	80.00	489,000.00	1	3.500	1,612.83	NORTH HOLLYWOOD AREA	PA0603E1	2	11/22/04	9,165
2503087935	SFR	NO	Y	5.500	305,600.00	1/1/05	12/1/04	1/1/05	12/1/04	FL	1/1/05	360	80.00	382,000.00	1	3.875	1,735.16	BIG PINE KEY	PA1603E1	2	12/06/04	3,304
2503087920	SFR	NO	Y	5.875	112,000.00	2/1/05	1/1/05	1/1/05	1/1/05	CA	1/1/05	360	80.00	140,000.00	1	3.250	662.52	LAKE WORTH	PA0602E1	2	12/06/04	3,243
2503087920	SFR	NO	Y	11.250	74,250.00	2/1/05	1/1/05	1/1/05	1/1/05	CA	1/1/05	360	15.00	85,000.00	1	0.000	728.22	PALM DESERT	PA0603E1	2	11/30/04	9,211
2503088071	SFR	NO	Y	6.375	112,000.00	2/1/05	1/1/05	1/1/05	1/1/05	CA	1/1/05	360	70.00	160,000.00	1	0.000	688.73	PALM DESERT	PA0603E1	2	12/16/04	3,350
250308																						

Qry_FileLayout_Generic_xls_

250309010	CONDO	CO	REFI	5.625	5.625	224,500.00	224,500.00	2/1/05	1/1/05	CA	70.00	360	70.00	1/1/05	1/1/05	3,275	1,099.22	12/20/01	PA1502EI	2	92173
250309023	D-PUDS	OO	PURCHASE	5.500	5.500	520,000.00	520,000.00	2/1/05	1/1/05	FL	70.00	360	70.00	1/1/05	1/1/05	3,475	1,507.92	12/22/04	PA1603EI	2	33433
250309041	SFR	OO	PURCHASE	6.125	6.125	350,000.00	350,000.00	2/1/05	1/1/05	FL	80.00	360	80.00	1/1/05	1/1/05	3,250	2,817.50	12/26/04	PA0603EI	1	33432
250309041	SFR	OO	PURCHASE	5.500	5.500	429,700.00	429,700.00	2/1/05	1/1/05	FL	70.00	360	70.00	1/1/05	1/1/05	3,975	1,989.46	12/15/04	PA1602EI	1	33149
250309041	PFD	OO	PURCHASE	6.625	6.625	85,000.00	85,000.00	2/1/05	1/1/05	FL	61.60	180	61.60	1/1/05	1/1/05	0.000	746.29	7/8/2005	PA1602EI	7	34113
250309042	SFR	OO	PURCHASE	5.500	5.500	195,500.00	195,500.00	2/1/05	1/1/05	CA	70.00	360	70.00	1/1/05	1/1/05	3,750	831.25	12/27/04	PA0602EI	2	92881
250309042	SFR	OO	PURCHASE	5.500	5.500	287,000.00	287,000.00	2/1/05	1/1/05	CA	70.00	360	70.00	1/1/05	1/1/05	3,750	1,315.42	12/23/04	PA0602EI	2	92879
250309042	SFR	OO	PURCHASE	5.500	5.500	153,500.00	153,500.00	2/1/05	1/1/05	OH	75.99	360	75.99	1/1/05	1/1/05	3,500	831.46	12/10/04	PA0602EI	2	43062
250309047	3-FAMILY	OO	REFI	5.500	7.750	289,500.00	212,500.00	2/1/05	1/1/05	CA	72.38	360	72.38	1/1/05	1/1/05	0.000	1,974.90	12/28/04	PA1602EI	6	32255
250309048	CONDO	NOO	PURCHASE	5.500	5.500	113,400.00	113,400.00	2/1/05	1/1/05	CA	70.00	360	70.00	1/1/05	1/1/05	3,475	519.75	12/27/04	PA1607EI	8	32055
250309050	CONDO	NOO	PURCHASE	5.625	5.625	106,400.00	106,400.00	2/1/05	1/1/05	CA	70.00	360	70.00	1/1/05	1/1/05	3,475	520.92	12/13/04	PA1602EI	2	91406
250309054	D-PUDS	2ND	PURCHASE	5.625	5.625	385,000.00	385,000.00	2/1/05	1/1/05	CA	70.00	360	70.00	1/1/05	1/1/05	3,475	1,804.69	12/13/04	PA1605EI	2	33458
250309054	CONDO	NOO	PURCHASE	7.000	7.000	128,000.00	128,000.00	2/1/05	1/1/05	FL	80.00	360	80.00	1/1/05	1/1/05	0.000	851.59	12/13/04	PA1603EI	1	33141
250309054	CONDO	NOO	PURCHASE	10.375	10.375	46,250.00	46,250.00	2/1/05	1/1/05	FL	80.00	360	80.00	1/1/05	1/1/05	0.000	418.75	12/13/04	PA1603EI	1	33141
250309073	D-PUDS	OO	REFI	5.250	5.250	407,500.00	407,500.00	2/1/05	1/1/05	CA	70.00	360	70.00	1/1/05	1/1/05	0.000	1,662.50	12/27/04	PA0603EI	2	92720
250309073	SFR	OO	REFI	6.000	6.000	380,500.00	380,500.00	2/1/05	1/1/05	CA	70.00	360	70.00	1/1/05	1/1/05	3,875	1,662.50	12/27/04	PA0603EI	2	92720
250309073	SFR	OO	REFI	6.000	6.000	213,000.00	213,000.00	2/1/05	1/1/05	CA	70.00	360	70.00	1/1/05	1/1/05	3,875	1,662.50	12/27/04	PA0603EI	2	92720
250309073	SFR	OO	REFI	6.000	6.000	269,500.00	269,500.00	2/1/05	1/1/05	CA	70.00	360	70.00	1/1/05	1/1/05	3,875	1,662.50	12/27/04	PA0603EI	2	92720
250309073	SFR	OO	REFI	6.000	6.000	162,000.00	162,000.00	2/1/05	1/1/05	CA	70.00	360	70.00	1/1/05	1/1/05	3,875	1,662.50	12/27/04	PA0603EI	2	92720
250309073	SFR	OO	REFI	6.000	6.000	121,600.00	121,600.00	2/1/05	1/1/05	CA	70.00	360	70.00	1/1/05	1/1/05	3,875	1,662.50	12/27/04	PA0603EI	2	92720
250309073	SFR	OO	REFI	6.000	6.000	162,000.00	162,000.00	2/1/05	1/1/05	CA	70.00	360	70.00	1/1/05	1/1/05	3,875	1,662.50	12/27/04	PA0603EI	2	92720
250309073	SFR	OO	REFI	6.000	6.000	227,500.00	227,500.00	2/1/05	1/1/05	CA	70.00	360	70.00	1/1/05	1/1/05	3,875	1,662.50	12/27/04	PA0603EI	2	92720
250309073	SFR	OO	REFI	6.000	6.000	216,000.00	216,000.00	2/1/05	1/1/05	CA	70.00	360	70.00	1/1/05	1/1/05	3,875	1,662.50	12/27/04	PA0603EI	2	92720
250309073	SFR	OO	REFI	6.000	6.000	162,000.00	162,000.00	2/1/05	1/1/05	CA	70.00	360	70.00	1/1/05	1/1/05	3,875	1,662.50	12/27/04	PA0603EI	2	92720
250309073	SFR	OO	REFI	6.000	6.000	267,000.00	267,000.00	2/1/05	1/1/05	CA	70.00	360	70.00	1/1/05	1/1/05	3,875	1,662.50	12/27/04	PA0603EI	2	92720
250309073	SFR	OO	REFI	6.000	6.000	341,000.00	341,000.00	2/1/05	1/1/05	CA	70.00	360	70.00	1/1/05	1/1/05	3,875	1,662.50	12/27/04	PA0603EI	2	92720
250309073	SFR	OO	REFI	6.000	6.000	185,500.00	185,500.00	2/1/05	1/1/05	CA	70.00	360	70.00	1/1/05	1/1/05	3,875	1,662.50	12/27/04	PA0603EI	2	92720
250309073	SFR	OO	REFI	5.125	5.125	109,900.00	109,900.00	2/1/05	1/1/05	CA	70.00	360	70.00	1/1/05	1/1/05	3,250	296.07	12/27/04	PA0603EI	2	92720
250309073	SFR	OO	REFI	5.500	5.500	134,700.00	134,700.00	2/1/05	1/1/05	CA	70.00	360	70.00	1/1/05	1/1/05	3,250	1,290.34	12/27/04	PA0603EI	2	92720
250309073	SFR	OO	REFI	7.250	7.250	86,100.00	86,100.00	2/1/05	1/1/05	DC	97.00	360	97.00	1/1/05	1/1/05	0.000	358.75	12/27/04	PA0603EI	2	33603
250309073	SFR	OO	REFI	10.875	10.875	24,600.00	24,600.00	2/1/05	1/1/05	FL	70.00	360	70.00	1/1/05	1/1/05	0.000	231.95	12/27/04	PA0603EI	2	33603
2503091074	SFR	NOO	PURCHASE	5.000	5.000	127,800.00	127,800.00	2/1/05	1/1/05	FL	50.72	360	50.72	1/1/05	1/1/05	0.000	585.75	12/27/04	PA0603EI	2	33458
2503091079	D-PUDS	NOO	PURCHASE	5.500	5.500	227,500.00	227,500.00	2/1/05	1/1/05	FL	70.00	360	70.00	1/1/05	1/1/05	0.000	1,042.71	12/27/04	PA0603EI	2	33458
2503091079	SFR	NOO	PURCHASE	5.500	5.500	162,000.00	162,000.00	2/1/05	1/1/05	FL	70.00	360	70.00	1/1/05	1/1/05	0.000	585.75	12/27/04	PA0603EI	2	33458
2503091079	SFR	NOO	PURCHASE	5.500	5.500	103,000.00	103,000.00	2/1/05	1/1/05	FL	70.00	360	70.00	1/1/05	1/1/05	0.000	331.83	12/27/04	PA0603EI	2	33458
2503091079	SFR	NOO	PURCHASE	5.500	5.500	267,000.00	267,000.00	2/1/05	1/1/05	FL	70.00	360	70.00	1/1/05	1/1/05	0.000	1,186.98	12/27/04	PA0603EI	2	33458
2503090948	D-PUDS	OO	REFI	6.750	6.750	103,000.00	103,000.00	2/1/05	1/1/05	AZ	80.00	360	80.00	1/1/05	1/1/05	0.000	1,408.33	12/27/04	PA0603EI	2	86004
2503090948	SFR	OO	REFI	6.125	6.125	341,000.00	341,000.00	2/1/05	1/1/05	CA	70.00	360	70.00	1/1/05	1/1/05	3,975	1,743.58	12/27/04	PA0603EI	2	33433
2503090948	SFR	OO	REFI	5.500	5.500	185,500.00	185,500.00	2/1/05	1/1/05	CA	70.00	360	70.00	1/1/05	1/1/05	3,250	850.21	12/27/04	PA0603EI	2	80013
2503091036	SFR	NOO	PURCHASE	5.500	5.500	109,900.00	109,900.00	2/1/05	1/1/05	CA	70.00	360	70.00	1/1/05	1/1/05	3,250	296.07	12/27/04	PA0603EI	2	85051
2503091046	SFR	NOO	PURCHASE	5.500	5.500	31,400.00	31,400.00	2/1/05	1/1/05	AZ	70.00	360	70.00	1/1/05	1/1/05	0.000	167.38	12/27/04	PA0603EI	2	85051
2503091046	SFR	NOO	PURCHASE	5.500	5.500	185,150.00	185,150.00	2/1/05	1/1/05	AZ	70.00	360	70.00	1/1/05	1/1/05	0.000	1,290.34	12/27/04	PA0603EI	2	85051
2503091073	SFR	NOO	PURCHASE	5.500	5.500	134,700.00	134,700.00	2/1/05	1/1/05	DC	97.00	360	97.00	1/1/05	1/1/05	0.000	358.75	12/27/04	PA0603EI	2	33458
2503091074	SFR	NOO	PURCHASE	5.000	5.000	86,100.00	86,100.00	2/1/05	1/1/05	DC	97.00	360	97.00	1/1/05	1/1/05	0.000	231.95	12/27/04	PA0603EI	2	33458
2503091074	SFR	NOO	PURCHASE	5.000	5.000	127,800.00	127,800.00	2/1/05	1/1/05	FL	70.00	360	70.00	1/1/05	1/1/05	0.000	585.75	12/27/04	PA0603EI	2	33458
2503091079	D-PUDS	NOO	PURCHASE	5.500	5.500	227,500.00	227,500.00	2/1/05	1/1/05	FL	70.00	360	70.00	1/1/05	1/1/05	0.000	1,042.71	12/27/04	PA0603EI	2	33458
2503091109	SFR	NOO	PURCHASE	5.500	5.500	162,000.00	162,000.00	2/1/05	1/1/05	FL	70.00	360	70.00	1/1/05	1/1/05	0.000	585.75	12/27/04	PA0603EI	2	33458
2503091168	D-PUDS	NOO	PURCHASE	6.750	6.750	103,000.00	103,000.00	2/1/05	1/1/05	CA	70.00	360	70.00	1/1/05	1/1/05	0.000	668.06	12/27/04	PA0603EI	2	33311
2503091168	SFR	NOO	PURCHASE	6.125	6.125	341,000.00	341,000.00	2/1/05	1/1/05	CA	70.00	360	70.								

3900009256	SFR	CO	REF	7.500	4.750	301,100.00	297,714.05	10/101	9/1/31	1,584.76	360	94.99	12/1/04	N	317,000.00	2,750	2,105.33	LATHROP	9/27/01	7	SA1602E
3900009257	SFR	CO	PURCHASE	6.625	4.750	74,650.00	70,883.36	10/101	9/1/31	389.33	360	89.94	12/1/04	N	83,000.00	2,750	477.99	CLEVELAND	8/27/01	7	SA2630E
3900009258	SFR	NOO	PURCHASE	6.375	5.500	126,000.00	119,812.59	10/101	9/1/31	712.58	360	75.00	12/1/04	N	168,000.00	3,500	786.08	UPLAND	9/19/01	7	SA2630E
3900009259	SFR	NOO	PURCHASE	6.625	5.375	105,300.00	100,380.22	10/101	9/1/31	590.24	360	84.27	12/1/04	N	125,000.00	3,375	745.31	PLAINFIELD	9/19/01	8	SA1630E
3900009260	D-PUDS	NOO	PURCHASE	4.625	4.375	205,800.00	204,680.53	10/101	9/1/31	1,673.86	360	90.00	12/1/04	N	356,000.00	3,975	1,726.97	ALISO VIEJO	8/28/01	8	SA1630E
3900009271	SFR	NOO	REF	7.000	4.750	156,800.00	145,484.71	10/101	9/1/31	1,023.72	360	79.77	12/1/04	N	298,000.00	2,275	1,057.10	VAN BUREN	8/23/01	8	SA1630E
3900009272	SFR	NOO	PURCHASE	6.125	5.125	215,650.00	203,779.76	10/101	9/1/31	803.48	360	80.00	12/1/04	N	200,000.00	3,125	1,037.87	OAKLAND	9/4/07	8	PA0692E
3900009273	SFR	NOO	PURCHASE	6.125	5.125	381,900.00	362,633.21	10/101	9/1/31	1,167.59	360	95.00	12/1/04	N	402,000.00	3,125	1,310.31	VAN NUYS AREA	8/20/01	8	EA1630E
3900009274	SFR	NOO	REF	5.875	4.750	286,000.00	279,789.97	10/101	9/1/31	1,480.91	360	90.00	12/1/04	N	360,000.00	2,750	1,703.63	SANTA CLARA	9/14/01	8	EA1630E
3900009275	CONDO	NOO	PURCHASE	7.375	4.250	374,300.00	352,376.23	11/101	10/1/31	2,081.05	360	93.89	12/1/04	N	425,000.00	2,750	2,320.46	SAN JOSE	9/5/01	8	SA2630E
3900009281	D-PUDS	NOO	REF	8.875	5.875	121,000.00	117,494.33	11/101	10/1/31	725.85	360	80.03	12/1/04	N	144,000.00	3,250	962.73	ALBUQUERQUE	8/26/01	7	PA1630E
3900009282	SFR	NOO	PURCHASE	8.875	5.875	520,000.00	488,557.06	10/101	9/1/31	2,628.90	360	74.92	12/1/04	N	695,000.00	2,750	2,993.41	SAN JOSE	9/7/01	7	SA2630E
3900009283	SFR	NOO	PURCHASE	6.250	4.000	269,000.00	246,461.24	10/101	9/1/31	1,291.49	360	80.00	12/1/04	N	312,000.00	2,500	1,656.28	HESPERIA	8/23/01	7	SA2630E
3900009285	SFR	NOO	PURCHASE	7.500	4.000	121,600.00	114,579.70	10/101	9/1/31	582.01	360	95.00	12/1/04	N	128,000.00	2,000	768.59	SPRINGBORO	10/17/01	7	SA1630E
3900009286	SFR	NOO	PURCHASE	8.875	5.250	124,800.00	120,681.46	11/101	10/1/31	699.50	360	80.00	12/1/04	N	156,000.00	3,875	580.29	LOS ANGELES	9/27/01	7	SA3602E
3900009287	SFR	NOO	PURCHASE	5.500	5.875	373,600.00	353,952.23	11/101	10/1/31	1,998.75	360	80.00	12/1/04	N	510,000.00	3,000	2,121.26	SCOTTSDALE	9/25/01	7	SA1630E
3900009288	SFR	NOO	PURCHASE	6.000	5.875	180,000.00	171,350.21	11/101	10/1/31	1,059.91	360	90.00	12/1/04	N	200,000.00	3,875	1,079.19	TACOMA	9/27/01	7	EA2630E
3900009289	SFR	NOO	PURCHASE	8.375	5.000	447,500.00	414,901.04	10/101	9/1/31	2,802.74	360	89.97	12/1/04	N	665,000.00	3,000	1,404.72	NAPA	9/7/01	8	SA1602E
3900009291	SFR	NOO	PURCHASE	7.500	4.750	200,900.00	192,409.49	10/101	9/1/31	1,059.81	360	94.99	12/1/04	N	288,000.00	2,750	1,574.02	EL MONTE	9/7/01	8	SA2630E
3900009294	SFR	NOO	PURCHASE	6.125	4.750	259,950.00	244,994.33	10/101	9/1/31	1,349.45	360	89.95	12/1/04	N	325,000.00	2,000	1,583.24	ANAHEIM	10/15/01	7	SA2602E
3900009295	SFR	NOO	REF	6.500	4.000	102,000.00	81,973.80	10/101	9/1/31	427.89	360	84.30	12/1/04	N	121,000.00	3,000	584.71	LAS VEGAS	9/13/01	7	SA2602E
3900009296	SFR	NOO	REF	5.000	5.000	103,075.00	99,301.61	10/101	9/1/31	559.93	360	95.00	12/1/04	N	109,000.00	3,000	756.33	SEATTLE	10/30/01	7	SA2602E
3900009297	SFR	NOO	PURCHASE	5.000	5.000	261,000.00	246,690.14	10/101	9/1/31	1,395.31	360	90.00	12/1/04	N	290,000.00	3,000	1,481.83	PERHIS	9/25/01	8	EA1630E
3900009298	D-PUDS	NOO	PURCHASE	6.125	4.500	372,000.00	351,189.39	10/101	9/1/31	1,883.37	360	80.00	12/1/04	N	465,000.00	2,500	2,260.57	WOODBRIDGE	9/14/01	8	SA4630E
3900009300	SFR	NOO	PURCHASE	7.375	5.375	229,450.00	209,618.17	10/101	9/1/31	1,154.60	360	80.00	12/1/04	N	246,000.00	3,375	1,629.57	LITTLETON	9/14/01	1	SA4630E
3900009301	SFR	NOO	PURCHASE	7.625	5.625	103,315.06	103,315.06	10/101	9/1/31	622.34	360	89.98	12/1/04	N	112,500.00	2,750	1,560.33	LAKEWOOD	10/20/01	12	SA2630E
3900009302	SFR	NOO	PURCHASE	8.875	6.375	185,250.00	175,192.60	12/101	11/1/31	861.97	360	95.00	12/1/04	N	195,000.00	3,625	923.92	AMELIA	10/20/01	8	EA1630E
3900009303	SFR	NOO	PURCHASE	7.500	4.125	246,888.90	227,000.00	10/101	9/1/31	1,266.43	360	86.97	12/1/04	N	285,525.00	3,000	1,066.40	WILDOMAR AREA	10/20/01	8	EA1630E
3900009305	PUD	NOO	PURCHASE	6.500	4.750	198,000.00	187,705.02	11/101	10/1/31	1,032.30	360	90.00	12/1/04	N	225,000.00	2,750	1,186.98	BRENTWOOD	11/21/01	12	SA2602E
3900009307	SFR	NOO	PURCHASE	6.500	4.750	242,250.00	229,508.77	11/101	10/1/31	1,262.21	360	95.00	12/1/04	N	255,000.00	2,750	1,267.82	ATLANTA	9/25/01	7	SA2630E
3900009308	SFR	NOO	PURCHASE	5.750	4.750	144,000.00	134,608.87	11/101	10/1/31	740.30	360	80.00	12/1/04	N	188,000.00	2,750	1,531.18	MANATECA	10/31/01	7	PA1630E
3900009309	SFR	NOO	PURCHASE	5.625	5.000	150,400.00	142,449.14	11/101	10/1/31	894.40	360	80.00	12/1/04	N	188,000.00	3,000	807.38	LA VERNE	9/28/01	8	PA1630E
3900009310	SFR	NOO	PURCHASE	5.625	4.625	251,400.00	232,307.45	12/101	11/1/31	1,800.50	360	95.00	12/1/04	N	370,000.00	2,500	2,022.86	FOOTHILL RANCH	10/22/01	7	SA1630E
3900009311	SFR	NOO	REF	5.750	3.125	275,000.00	259,000.81	12/101	11/1/31	1,886.48	360	88.71	12/1/04	N	310,000.00	2,000	1,604.83	LOS ANGELES	11/23/01	7	SA1630E
3900009312	CONDO	NOO	PURCHASE	8.000	4.875	238,200.00	229,146.78	12/101	11/1/31	1,273.22	360	89.89	12/1/04	N	283,000.00	2,750	1,685.53	SILVER SPRING	12/14/01	7	SA1602E
3900009313	CONDO	NOO	PURCHASE	4.750	4.750	143,617.00	137,471.86	10/101	9/1/31	757.21	360	75.00	12/1/04	N	195,000.00	3,000	1,004.19	CHULA VISTA	9/28/01	2	PA1602E
3900009314	SFR	NOO	REF	6.250	4.125	585,000.00	555,671.72	12/101	11/1/31	2,850.57	360	61.58	12/1/04	N	650,000.00	2,750	3,601.95	SANTA MONICA AREA	10/31/01	2	PA3630E
3900009315	SFR	NOO	REF	4.750	4.750	360,000.00	340,506.80	11/101	10/1/31	1,869.78	360	80.00	12/1/04	N	450,000.00	3,000	1,877.93	WHITTIER	10/31/01	8	SA1630E
3900009316	4-FAMILY	NOO	PURCHASE	4.375	3.625	317,800.00	299,780.76	12/101	11/1/31	1,454.31	360	70.00	12/1/04	N	460,000.00	2,500	1,586.73	HUNTINGTON BEACH	11/19/01	1	PA0630E
3900009317	4-FAMILY	NOO	PURCHASE	6.625	5.000	322,600.00	306,027.93	12/101	10/1/31	1,728.13	360	89.99	12/1/04	N	385,000.00	3,000	2,065.64	SEASIDE	11/23/01	8	PA0630E
3900009318	D-PUDS	NOO	PURCHASE	5.375	4.625	132,300.00	125,923.74	12/101	11/1/31	682.28	360	90.00	12/1/04	N	148,000.00	2,500	745.88	LAS VEGAS	11/27/01	8	SA1630E
3900009319	D-PUDS	NOO	PURCHASE	7.875	6.000	202,350.00	193,592.94	12/101	11/1/31	1,208.03	360	95.00	12/1/04	N	213,000.00	3,625	1,467.18	STOCKTON	11/4/01	8	EA2630E
3900009320	2-FAMILY	NOO	PURCHASE	8.000	3.625	105,000.00	98,871.46	12/101	11/1/31	349.26	360	94.99	12/1/04	N	160,000.00	2,500	596.18	SOUTH LAKE TAHOE	11/4/01	2	PA1630E
3900009321	SFR	NOO	PURCHASE	8.000	3.875	284,400.00	270,257.75	12/101	11/1/31	1,348.46	360	90.00	12/1/04	N	300,000.00	3,000	2,086.83	ANTIOCH	11/4/01	2	PA1630E
3900009322	SFR	NOO	REF	6.375	3.625	76,000.00	70,000.00	12/101	11/1/31	349.26	360	61.29	12/1/04	N	124,000.00	2,500	474.14	ST. PETERSBURG	11/20/01	12	SA2630E
3900009323	4-FAMILY	NOO	REF	6.250	4.125	105,000.00	99,521.07	12/101	11/1/31	511.77	360	38.19	12/1/04	N	175,000.00	3,000	646.50	LOS ANGELES	11/21/01	12	SA2630E
3900009324	SFR	NOO	PURCHASE	9.000	8.000	180,000.00	175,618.31	12/101	11/1/31	1,326.05	360	90.00	12/1/04	N	200,000.00	3,625	1,484.35	WOODBRIDGE	11/20/01	7	SA1630E
3900009325	SFR	2ND	PURCHASE	6.750	3.375	107,100.00	101,463.49	12/101	11/1/31	478.40	360										

Qry_FileLayout_Generic_xls

3900009350	CFTI	REF	N	7.000	4.750	255,450.00	251,647.29	11/1/01	10/1/21	12/1/04	WA	12/1/04	N	295,000.00	2,750	1,769.05	CAMANO ISLAND	SA2530E	8	928/01
3900009351	D-PURDS	PURCHASE	N	9.000	5.375	234,000.00	222,852.85	12/1/01	11/1/21	12/1/04	FL	12/1/04	N	260,000.00	4.250	1,027.82	FORT LAUDERDALE	EA2502E	7	103/101
3900009352	SFR	PURCHASE	N	5.750	3.625	176,000.00	167,626.93	12/1/01	11/1/21	12/1/04	CA	12/1/04	N	220,000.00	2.750	1,892.09	WOODLAND	PA1602E	1	107/101
3900009353	SFR	PURCHASE	N	4.675	4.500	218,772.75	12/1/01	10/1/21	12/1/04	CA	12/1/04	N	290,000.00	2.500	1,227.76	ORANGE	PA1502E	2	928/01	
3900009354	SFR	REF	Y	6.125	4.875	466,500.00	458,635.42	12/1/01	10/1/21	12/1/04	CA	12/1/04	N	695,000.00	2.750	2,956.03	NOVATO	PA1602E	2	117/101
3900009355	SFR	PURCHASE	N	8.750	4.875	74,100.00	71,504.78	12/1/01	10/1/21	12/1/04	CA	12/1/04	N	78,000.00	3.125	582.95	EAST SAINT LOUIS	EA1602E	12	12/1/01
3900009356	SFR	PURCHASE	N	8.375	5.375	197,550.00	185,140.92	12/1/01	10/1/21	12/1/04	CA	12/1/04	N	221,000.00	3.125	1,501.52	BURNSVILLE	EA1602E	12	10/1/01
3900009357	SFR	PURCHASE	N	8.750	4.875	145,300.00	139,790.02	12/1/01	10/1/21	12/1/04	CA	12/1/04	N	182,000.00	2.875	942.41	NORVELL TOWNSHIP	PA1602E	8	10/1/01
3900009358	PUD	REF	N	6.625	4.750	209,750.00	197,816.94	12/1/01	10/1/21	12/1/04	CA	12/1/04	N	240,000.00	2.250	1,158.25	CANOGA PARK	PA1602E	8	10/1/01
3900009359	SFR	PURCHASE	N	6.375	4.500	115,250.00	109,827.84	12/1/01	10/1/21	12/1/04	CA	12/1/04	N	120,000.00	2.500	725.25	SPRINGFIELD	PA1602E	7	10/1/01
3900009360	D-PURDS	PURCHASE	N	6.375	4.500	141,988.00	135,040.02	12/1/01	10/1/21	12/1/04	CA	12/1/04	N	153,000.00	2.250	960.54	HUMBLE	SA2530E	7	10/1/01
3900009361	D-PURDS	PURCHASE	N	7.875	4.750	112,000.00	107,217.45	12/1/01	10/1/21	12/1/04	CA	12/1/04	N	140,000.00	2.750	735.76	SEATTLE	SA2530E	7	10/1/01
3900009362	D-PURDS	PURCHASE	N	6.875	4.750	62,050.00	60,381.75	12/1/01	10/1/21	12/1/04	WA	12/1/04	N	69,000.00	2.875	488.15	MAYRINA	SA2602E	3	31206
3900009363	SFR	PURCHASE	N	8.750	4.750	157,400.00	146,485.98	12/1/01	10/1/21	12/1/04	CA	12/1/04	N	185,000.00	2.750	1,114.07	SAINT JOSE	SA2602E	7	10/1/01
3900009364	D-PURDS	PURCHASE	N	8.750	4.750	86,600.00	83,937.33	12/1/01	10/1/21	12/1/04	CA	12/1/04	N	96,000.00	3.000	665.88	DEXTON	SA2602E	12	10/1/01
3900009365	SFR	PURCHASE	N	8.500	5.000	233,750.00	220,378.08	12/1/01	10/1/21	12/1/04	CA	12/1/04	N	275,000.00	3.000	1,594.59	ALEXANDRIA	SA2602E	12	10/1/01
3900009366	SFR	PURCHASE	N	5.250	4.000	285,600.00	268,576.19	12/1/01	10/1/21	12/1/04	CA	12/1/04	N	360,000.00	2.000	579.81	SOUTH LAKE TAHOE	PA1602E	1	10/1/01
3900009367	CONDO	REF	N	6.375	5.375	361,000.00	343,291.09	12/1/01	10/1/21	12/1/04	CA	12/1/04	N	435,000.00	3.375	2,252.17	SAN JOSE	PA1602E	7	10/1/01
3900009368	SFR	PURCHASE	N	4.250	4.125	375,200.00	356,707.55	12/1/01	10/1/21	12/1/04	CA	12/1/04	N	450,000.00	2.500	998.64	LAGUNA NIGUEL	PA1602E	7	10/1/01
3900009369	SFR	PURCHASE	N	6.250	4.125	389,600.00	373,171.61	12/1/01	10/1/21	12/1/04	CA	12/1/04	N	483,000.00	3.000	2,310.17	EL DORADO HILLS	EA2602E	8	10/1/01
3900009370	CONDO	REF	Y	7.000	3.875	571,500.00	550,693.10	12/1/01	11/1/21	12/1/04	CA	12/1/04	N	770,000.00	2.750	2,757.56	WEST BLOOMFIELD	EA2602E	8	10/1/01
3900009371	SFR	PURCHASE	N	7.500	3.875	216,310.00	201,975.39	12/1/01	10/1/21	12/1/04	CA	12/1/04	N	225,000.00	3.875	1,512.47	FORT LAUDERDALE	SA1602E	8	10/1/01
3900009372	SFR	PURCHASE	N	7.500	3.875	290,800.00	279,397.33	12/1/01	10/1/21	12/1/04	CA	12/1/04	N	365,000.00	3.250	1,766.93	MISSION VIEJO	SA1602E	8	10/1/01
3900009373	SFR	PURCHASE	N	6.125	4.375	150,000.00	139,887.33	12/1/01	10/1/21	12/1/04	CA	12/1/04	N	200,000.00	2.750	960.47	DES PLAINES	SA1602E	7	10/1/01
3900009374	H-RISE	PURCHASE	N	6.625	4.875	122,158.00	119,079.33	12/1/01	10/1/21	12/1/04	TX	12/1/04	N	129,000.00	4.875	961.02	CEDAR HILL	SA2602E	7	10/1/01
3900009375	SFR	PURCHASE	N	8.750	4.875	65,600.00	62,571.94	12/1/01	10/1/21	12/1/04	MO	12/1/04	N	73,000.00	2.750	430.95	SANIT LOUIS	SA2602E	12	10/1/01
3900009376	SFR	PURCHASE	N	8.750	4.875	389,500.00	369,974.30	12/1/01	10/1/21	12/1/04	CA	12/1/04	N	410,000.00	2.500	2,591.35	SAN JOSE	SA1602E	7	10/1/01
3900009377	SFR	PURCHASE	N	7.000	3.625	72,485.00	71,015.21	12/1/01	10/1/21	12/1/04	IL	12/1/04	N	90,000.00	3.125	629.42	CALUMET CITY	EA2602E	7	10/1/01
3900009378	D-PURDS	PURCHASE	N	6.625	3.625	465,000.00	447,527.41	12/1/01	10/1/21	12/1/04	CA	12/1/04	N	550,000.00	3.125	2,977.45	LAGUNA BEACH	EA2602E	2	10/1/01
3900009379	SFR	REF	Y	4.250	3.625	116,000.00	109,572.18	12/1/01	10/1/21	12/1/04	CA	12/1/04	N	145,000.00	2.500	605.11	ATLANTA	PA0602E	1	10/1/01
3900009380	SFR	PURCHASE	N	6.000	3.875	322,000.00	308,665.40	12/1/01	10/1/21	12/1/04	CA	12/1/04	N	410,000.00	2.750	1,991.10	POMONA	PA1602E	7	10/1/01
3900009381	SFR	PURCHASE	N	7.000	4.125	162,000.00	151,205.38	12/1/01	10/1/21	12/1/04	CA	12/1/04	N	210,000.00	3.000	959.28	NOBLESVILLE	SA2602E	7	10/1/01
3900009382	SFR	PURCHASE	N	6.000	4.125	320,000.00	308,665.40	12/1/01	10/1/21	12/1/04	CA	12/1/04	N	410,000.00	3.000	2,142.27	LAKESIDE	SA2602E	7	10/1/01
3900009383	SFR	PURCHASE	N	5.375	4.125	172,000.00	162,544.97	12/1/01	10/1/21	12/1/04	CA	12/1/04	N	216,500.00	2.750	963.15	WHEATON	PA2602E	12	12/1/01
3900009384	D-PURDS	PURCHASE	N	5.250	4.750	263,900.00	249,774.95	12/1/01	10/1/21	12/1/04	CA	12/1/04	N	317,000.00	3.000	1,457.27	ORO VALLEY	PA2602E	12	10/1/01
3900009385	D-PURDS	PURCHASE	N	5.250	4.625	203,500.00	192,800.35	12/1/01	10/1/21	12/1/04	CA	12/1/04	N	220,000.00	2.500	1,203.78	GREENSBORO	PA2602E	7	10/1/01
3900009386	SFR	PURCHASE	N	9.250	4.375	508,500.00	486,008.90	12/1/01	10/1/21	12/1/04	AZ	12/1/04	N	550,000.00	3.625	986.55	MESA	EA4602E	8	10/1/01
3900009387	SFR	PURCHASE	N	6.125	4.375	110,200.00	106,961.13	12/1/01	10/1/21	12/1/04	AZ	12/1/04	N	150,000.00	3.250	889.49	RANBULL	EA1602E	8	10/1/01
3900009388	SFR	PURCHASE	N	7.750	5.500	232,800.00	222,904.33	12/1/01	10/1/21	12/1/04	MD	12/1/04	N	300,000.00	3.000	789.49	RANDALLSTOWN	SA2602E	8	10/1/01
3900009389	SFR	PURCHASE	N	6.000	4.125	200,000.00	189,032.78	12/1/01	10/1/21	12/1/04	CA	12/1/04	N	245,000.00	3.375	1,667.81	OJAI	EA1602E	7	10/1/01
3900009390	SFR	PURCHASE	N	7.000	3.625	386,000.00	372,477.46	12/1/01	10/1/21	12/1/04	CA	12/1/04	N	450,000.00	3.000	1,199.10	POMONA	PA1602E	7	10/1/01
3900009391	CONDO	PURCHASE	N	5.375	5.625	139,450.00	135,985.28	12/1/01	10/1/21	12/1/04	CA	12/1/04	N	155,000.00	3.500	2,568.07	SAN FRANCISCO	EA1602E	7	10/1/01
3900009392	SFR	PURCHASE	N	7.250	4.500	500,000.00	483,653.21	12/1/01	10/1/21	12/1/04	CA	12/1/04	N	645,000.00	3.250	3,410.98	LA CANADA FLINTRIDGE	EA1602E	8	10/1/01
3900009393	SFR	REF	Y	7.250	4.500	349,500.00	335,938.27	12/1/01	10/1/21	12/1/04	CA	12/1/04	N	445,000.00	3.375	2,413.91	EDEN PRAIRIE	SA2602E	8	10/1/01
3900009394	SFR	PURCHASE	N	4.250	3.625	240,000.00	226,537.46	12/1/01	10/1/21	12/1/04	IL	12/1/04	N	322,000.00	2.500	1,880.66	LA GRANGE PARK	SA2602E	8	10/1/01
3900009395	SFR	PURCHASE	N	7.750	4.500	400,000.00	385,237.91	12/1/01	10/1/21	12/1/04	CA	12/1/04	N	500,000.00	3.875	2,190.56	LAKENWOOD	SA4602E	8	10/1/01
3900009396	D-PURDS	PURCHASE	N	7.375	4.500	175,500.00	164,532.33	12/1/01	10/1/21	12/1/04	CA	12/1/04	N	195,000.00	3.250	1,167.61	CONCORD	SA2602E	8	10/1/01
3900009397	CONDO	PURCHASE	N	6.625	4.000	245,100.00	232,051.58	12/1/01	10/1/21	12/1/04	CA	12/1/04	N	258,000.00	3.375	1,020.13	SAN DIEGO	EA1602E	7	10/1/01
3900009398	SFR	PURCHASE	N	7.625	3.875	162,500.00	154,872.55	12/1/01	10/1/21	12/1/04	CA	12/1/04	N	186,000.00	2.875	1,883.56	LAKENWOOD	SA2602E	7	10/1/01
3900009399	SFR	PURCHASE	N	5.500	4.000	141,550.00	130,872.55	12/1/01	10/1/21	12/1/04	CA	12/1/04	N	172,500.00	3.000	941.74	CALUMESA	EA1602E	8	10/1/01
3900009400	SFR	PURCHASE	N	6.750	3.															

Qty_FileLayout_Generic.xls

3900009469	CONDO	00	PURCHASE	N	6.625	4.375	250,650.00	237,583.30	1/1/02	12/1/01	1,251.71	360	90.00	CA	12/1/04	N	278,500.00	1	3,000	1,694.34 REDONDO BEACH	11/19/01	7	SA3630E	90278
3900009470	CONDO	00	PURCHASE	N	7.750	3.875	237,500.00	226,617.74	1/1/01	11/1/91	1,130.72	360	95.00	CA	12/1/04	N	250,000.00	1	2,750	1,701.48 SAN JOSE	11/16/01	7	SA2630E	95111
3900009471	D-PUDS	00	PURCHASE	N	7.250	5.625	351,000.00	338,688.84	1/1/02	12/1/01	2,034.77	360	90.00	CA	12/1/04	N	390,000.00	1	4,250	2,394.44 MARTINEZ	12/19/01	8	SA2630E	94553
3900009472	SFR	00	CONSTR/FIRM	N	7.000	4.125	193,300.00	132,750.44	1/1/02	12/1/01	619.06	360	89.88	TX	12/1/04	N	155,000.00	1	2,750	926.77 PHARR	12/14/01	7	SA2630E	76577
3900009473	CONDO	00	PURCHASE	N	7.625	4.500	296,400.00	292,047.90	1/1/01	11/1/91	1,512.72	360	95.00	TX	12/1/04	N	312,000.00	1	3,375	2,097.90 SAN JOSE	10/30/01	7	SA1630E	95133
3900009474	SFR	00	PURCHASE	N	7.125	3.875	57,000.00	53,949.15	1/1/01	11/1/91	908.36	360	32.70	FL	12/1/04	N	60,000.00	1	2,750	384.02 CORPUS CHRISTI	12/14/01	7	SA2630E	76417
3900009475	SFR	00	PURCHASE	N	6.875	4.875	163,275.03	163,275.03	1/1/01	11/1/91	908.36	360	32.70	FL	12/1/04	N	60,000.00	1	2,750	384.02 CORPUS CHRISTI	12/14/01	7	SA2630E	76417
3900009476	SFR	00	PURCHASE	N	8.375	4.875	167,355.00	167,355.00	1/1/01	11/1/91	908.36	360	32.70	FL	12/1/04	N	60,000.00	1	2,750	384.02 CORPUS CHRISTI	12/14/01	7	SA2630E	76417
3900009477	SFR	00	PURCHASE	N	8.375	4.875	167,355.00	167,355.00	1/1/01	11/1/91	908.36	360	32.70	FL	12/1/04	N	60,000.00	1	2,750	384.02 CORPUS CHRISTI	12/14/01	7	SA2630E	76417
3900009478	SFR	00	PURCHASE	N	6.500	3.625	138,750.00	138,750.00	1/1/01	11/1/91	725.00	360	90.00	CA	12/1/04	N	151,000.00	1	3,750	1,116.78 NORTH MIAMI	11/19/01	8	SA4692E	27653
3900009479	SFR	00	PURCHASE	N	6.500	3.625	138,750.00	138,750.00	1/1/01	11/1/91	725.00	360	90.00	CA	12/1/04	N	151,000.00	1	3,750	1,116.78 NORTH MIAMI	11/19/01	8	SA4692E	27653
3900009480	SFR	00	PURCHASE	N	6.500	3.625	138,750.00	138,750.00	1/1/01	11/1/91	725.00	360	90.00	CA	12/1/04	N	151,000.00	1	3,750	1,116.78 NORTH MIAMI	11/19/01	8	SA4692E	27653
3900009481	SFR	00	REF	N	6.625	4.875	188,750.00	188,750.00	1/1/01	11/1/91	1,415.81	360	95.00	CA	12/1/04	N	328,000.00	1	3,500	868.98 MARTINEZ	11/15/01	7	SA1692E	92084
3900009482	SFR	00	REF	N	6.625	4.875	188,750.00	188,750.00	1/1/01	11/1/91	1,415.81	360	95.00	CA	12/1/04	N	328,000.00	1	3,500	868.98 MARTINEZ	11/15/01	7	SA1692E	92084
3900009483	SFR	00	REF	N	6.625	4.875	188,750.00	188,750.00	1/1/01	11/1/91	1,415.81	360	95.00	CA	12/1/04	N	328,000.00	1	3,500	868.98 MARTINEZ	11/15/01	7	SA1692E	92084
3900009484	SFR	00	REF	N	6.625	4.875	188,750.00	188,750.00	1/1/01	11/1/91	1,415.81	360	95.00	CA	12/1/04	N	328,000.00	1	3,500	868.98 MARTINEZ	11/15/01	7	SA1692E	92084
3900009485	SFR	00	REF	N	6.625	4.875	188,750.00	188,750.00	1/1/01	11/1/91	1,415.81	360	95.00	CA	12/1/04	N	328,000.00	1	3,500	868.98 MARTINEZ	11/15/01	7	SA1692E	92084
3900009486	SFR	00	REF	N	6.625	4.875	188,750.00	188,750.00	1/1/01	11/1/91	1,415.81	360	95.00	CA	12/1/04	N	328,000.00	1	3,500	868.98 MARTINEZ	11/15/01	7	SA1692E	92084
3900009487	SFR	00	REF	N	6.625	4.875	188,750.00	188,750.00	1/1/01	11/1/91	1,415.81	360	95.00	CA	12/1/04	N	328,000.00	1	3,500	868.98 MARTINEZ	11/15/01	7	SA1692E	92084
3900009488	SFR	00	REF	N	6.625	4.875	188,750.00	188,750.00	1/1/01	11/1/91	1,415.81	360	95.00	CA	12/1/04	N	328,000.00	1	3,500	868.98 MARTINEZ	11/15/01	7	SA1692E	92084
3900009489	SFR	00	REF	N	6.625	4.875	188,750.00	188,750.00	1/1/01	11/1/91	1,415.81	360	95.00	CA	12/1/04	N	328,000.00	1	3,500	868.98 MARTINEZ	11/15/01	7	SA1692E	92084
3900009490	SFR	00	REF	N	6.625	4.875	188,750.00	188,750.00	1/1/01	11/1/91	1,415.81	360	95.00	CA	12/1/04	N	328,000.00	1	3,500	868.98 MARTINEZ	11/15/01	7	SA1692E	92084
3900009491	SFR	00	REF	N	6.625	4.875	188,750.00	188,750.00	1/1/01	11/1/91	1,415.81	360	95.00	CA	12/1/04	N	328,000.00	1	3,500	868.98 MARTINEZ	11/15/01	7	SA1692E	92084
3900009492	D-PUDS	00	PURCHASE	N	4.750	3.625	480,000.00	453,402.17	1/1/02	12/1/01	2,199.56	360	80.00	CA	12/1/04	N	660,000.00	1	2,500	2,503.91 RINCHO SANTA MARGA	11/19/01	7	SA2630E	92688
3900009493	D-PUDS	00	REF	N	4.750	3.625	480,000.00	453,402.17	1/1/02	12/1/01	2,199.56	360	80.00	CA	12/1/04	N	660,000.00	1	2,500	2,503.91 RINCHO SANTA MARGA	11/19/01	7	SA2630E	92688
3900009494	SFR	00	REF	N	4.500	3.875	225,000.00	214,416.75	1/1/02	12/1/01	1,038.71	360	80.00	CA	12/1/04	N	355,000.00	1	2,250	1,437.15 SANTA ROSA	12/16/01	12	PA1692E	95401
3900009495	SFR	00	REF	N	4.500	3.875	225,000.00	214,416.75	1/1/02	12/1/01	1,038.71	360	80.00	CA	12/1/04	N	355,000.00	1	2,250	1,437.15 SANTA ROSA	12/16/01	12	PA1692E	95401
3900009496	SFR	00	REF	N	4.500	3.875	225,000.00	214,416.75	1/1/02	12/1/01	1,038.71	360	80.00	CA	12/1/04	N	355,000.00	1	2,250	1,437.15 SANTA ROSA	12/16/01	12	PA1692E	95401
3900009497	SFR	00	REF	N	4.500	3.875	225,000.00	214,416.75	1/1/02	12/1/01	1,038.71	360	80.00	CA	12/1/04	N	355,000.00	1	2,250	1,437.15 SANTA ROSA	12/16/01	12	PA1692E	95401
3900009498	SFR	00	REF	N	4.500	3.875	225,000.00	214,416.75	1/1/02	12/1/01	1,038.71	360	80.00	CA	12/1/04	N	355,000.00	1	2,250	1,437.15 SANTA ROSA	12/16/01	12	PA1692E	95401
3900009499	SFR	00	REF	N	4.500	3.875	225,000.00	214,416.75	1/1/02	12/1/01	1,038.71	360	80.00	CA	12/1/04	N	355,000.00	1	2,250	1,437.15 SANTA ROSA	12/16/01	12	PA1692E	95401
3900009500	SFR	00	REF	N	4.500	3.875	225,000.00	214,416.75	1/1/02	12/1/01	1,038.71	360	80.00	CA	12/1/04	N	355,000.00	1	2,250	1,437.15 SANTA ROSA	12/16/01	12	PA1692E	95401
3900009501	D-PUDS	00	PURCHASE	N	6.375	3.875	200,650.00	194,209.24	1/1/02	12/1/01	1,949.49	360	90.00	CA	12/1/04	N	223,000.00	1	2,750	2,494.91 ANAHEIM	12/11/01	7	SA4693E	92807
3900009502	D-PUDS	00	REF	N	6.375	3.875	200,650.00	194,209.24	1/1/02	12/1/01	1,949.49	360	90.00	CA	12/1/04	N	223,000.00	1	2,750	2,494.91 ANAHEIM	12/11/01	7	SA4693E	92807
3900009503	SFR	00	PURCHASE	N	6.625	4.500	389,500.00	374,433.92	1/1/02	12/1/01	1,770.44	360	95.00	CA	12/1/04	N	410,000.00	1	3,625	1,170.44 SANTA FE	12/11/01	8	SA1692E	92850
3900009504	SFR	00	PURCHASE	N	6.625	4.500	389,500.00	374,433.92	1/1/02	12/1/01	1,770.44	360	95.00	CA	12/1/04	N	410,000.00	1	3,625	1,170.44 SANTA FE	12/11/01	8	SA1692E	92850
3900009505	SFR	00	PURCHASE	N	6.625	4.500	389,500.00	374,433.92	1/1/02	12/1/01	1,770.44	360	95.00	CA	12/1/04	N	410,000.00	1	3,625	1,170.44 SANTA FE	12/11/01	8	SA1692E	92850
3900009506	SFR	00	PURCHASE	N	6.625	4.500	389,500.00	374,433.92	1/1/02	12/1/01	1,770.44	360	95.00	CA	12/1/04	N	410,000.00	1	3,625	1,170.44 SANTA FE	12/11/01	8	SA1692E	92850
3900009507	SFR	00	PURCHASE	N	6.625	4.500	389,500.00	374,433.92	1/1/02	12/1/01	1,770.44	360	95.00	CA	12/1/04	N	410,000.00	1	3,625	1,170.44 SANTA FE	12/11/01	8	SA1692E	92850
3900009508	SFR	00	REF	N	6.875	4.750	200,000.00	191,026.77	1/1/02	12/1/01	1,047.41	360	80.00	CA	12/1/04	N	250,000.00	1	3,375	1,313.86 VALLEJO	12/21/01	7	SA4693E	94589
3900009509	SFR	00	REF	N	6.875	4.750	200,000.00	191,026.77	1/1/02	12/1/01	1,047.41	360	80.00	CA	12/1/04	N	250,000.00	1	3,375	1,313.86 VALLEJO	12/21/01	7	SA4693E	94589
3900009510	SFR	00	REF	N	6.875	4.750	200,000.00	191,026.77	1/1/02	12/1/01	1,047.41	360	80.00	CA	12/1/04	N	250,000.00	1	3,375	1,313.86 VALLEJO	12/21/01	7	SA4693E	94589
3900009511	SFR	00	REF	N	6.875	4.750	200,000.00	191,026.77	1/1/02	12/1/01	1,047.41	360	80.00	CA	12/1/04	N	250,000.00	1	3,375	1,313.86 VALLEJO	12/21/01	7	SA4693E	94589
3900009512	D-PUDS	00	PURCHASE	N																				

3900009565	CONDO	OO	REFI	N	6.625	5.500	70,000.00	66,492.21	10/101	9/1/21	397.60	78.66	CA	12/1/04	N	89,000.00	1	3.500	448.22	ONTARIO	9/10/01	91762	SA2602E
3900009566	D-PUDS	OO	PURCHASE	N	4.625	4.500	440,000.00	281,680.08	10/101	9/1/21	2,062.02	80.00	CA	12/1/04	N	550,000.00	1	2.500	1.925	IRVINE	9/27/01	92620	PA0630E
3900009567	D-PUDS	OO	PURCHASE	N	7.750	5.000	256,800.00	356,365.13	10/101	9/1/21	1,457.53	80.00	CA	12/1/04	N	336,000.00	1	3.000	1,925.72	PETALUMA	9/10/01	94954	EA2902E
3900009568	D-PUDS	OO	PURCHASE	N	7.000	4.750	362,400.00	248,568.66	11/101	10/1/21	1,367.06	80.00	CA	12/1/04	N	328,000.00	1	2.750	1,745.75	PLACENTIA	9/26/01	94830	EA2902E
3900009572	SFR	OO	REFI	N	6.000	4.750	320,000.00	304,584.02	11/101	10/1/21	1,675.09	80.00	CA	12/1/04	N	400,000.00	1	2.500	1,916.55	FARRFIELD	10/10/01	92573	SA1602E
3900009573	SFR	OO	PURCHASE	N	6.375	4.250	51,200.00	48,375.13	11/101	10/1/21	252.08	80.00	KY	12/1/04	N	64,000.00	1	2.250	318.42	OWENSBORO	11/27/01	92557	SA2902E
3900009574	SFR	OO	PURCHASE	N	7.875	5.500	134,950.00	129,894.08	10/101	9/1/21	1,681.36	80.00	CA	12/1/04	N	150,000.00	1	3.500	978.48	MORENO VALLEY	8/14/01	92315	SA2602E
3900009575	SFR	OO	PURCHASE	N	7.000	5.000	310,500.00	297,746.97	11/101	10/1/21	1,189.95	80.00	CA	12/1/04	N	345,000.00	1	3.000	1,466.99	BURBANK	9/22/01	91504	SA2602E
3900009576	D-PUDS	OO	REFI	N	6.375	4.250	592,000.00	211,343.71	10/101	10/1/21	2,771.03	80.00	NV	12/1/04	N	740,000.00	1	2.250	3,693.31	LAS VEGAS	11/8/01	89134	PA1630E
3900009577	SFR	NOO	REFI	N	6.500	5.000	147,500.00	138,328.73	11/101	9/1/21	788.87	80.00	CA	12/1/04	N	175,000.00	1	3.000	932.30	LANCASTER	9/28/01	93535	SA3602E
3900009578	SFR	NOO	REFI	N	7.125	4.750	224,250.00	215,553.47	11/101	10/1/21	1,510.28	80.00	CA	12/1/04	N	245,000.00	1	4.750	515.39	PAIK FOREST	10/17/01	93933	PA5602E
3900009580	SFR	NOO	REFI	N	7.125	4.875	76,500.00	73,547.99	12/101	11/1/21	409.18	80.00	IL	12/1/04	N	85,000.00	1	3.750	515.39	PAIK FOREST	10/17/01	93933	PA5602E
3900009581	SFR	NOO	REFI	N	5.975	4.750	445,500.00	421,603.39	11/101	10/1/21	2,318.66	80.00	CA	12/1/04	N	495,000.00	1	2.875	2,050.90	SAN JOSE	10/9/01	95148	SA2902E
3900009582	SFR	OO	PURCHASE	N	7.000	4.000	308,275.00	290,906.58	12/101	11/1/21	1,472.09	80.00	CA	12/1/04	N	334,000.00	1	2.875	2,050.90	LONG BEACH	10/25/01	90808	EA1630E
3900009583	SFR	OO	REFI	N	6.975	5.000	70,400.00	67,319.91	8/101	9/1/21	381.54	80.00	MI	12/1/04	N	88,000.00	1	3.500	492.25	RIVER ROUGE	10/31/01	48218	SA2902E
3900009584	SFR	OO	REFI	N	6.975	4.875	127,500.00	121,482.79	8/101	9/1/21	80.44	80.00	GA	12/1/04	N	151,000.00	1	3.250	837.58	DAVISON	10/31/01	48423	SA1630E
3900009585	D-PUDS	OO	PURCHASE	N	5.750	4.625	141,300.00	139,187.52	8/101	7/1/21	705.67	80.00	GA	12/1/04	N	162,000.00	1	5.000	824.59	LILBURN	10/31/01	30047	EA1630E
3900009586	SFR	OO	REFI	N	6.000	7.000	134,900.00	131,020.52	11/101	11/1/21	2,380.42	80.00	TX	12/1/04	N	490,000.00	1	5.000	1,037.26	STAFFORDVILLE	10/31/01	30043	EA1630E
3900009587	SFR	OO	PURCHASE	N	7.875	4.375	253,000.00	249,530.79	11/101	10/1/21	1,282.23	80.00	TX	12/1/04	N	319,000.00	1	3.000	1,834.43	HAYWARD	12/6/01	77477	SA2902E
3900009588	SFR	NOO	REFI	N	8.990	8.990	94,400.00	92,031.29	11/101	9/1/21	758.57	80.00	WA	12/1/04	N	119,000.00	1	6.000	758.88	BELLINGHAM	12/6/01	85226	EA2602E
3900009589	D-PUDS	OO	PURCHASE	N	7.875	7.875	100,800.00	97,635.29	11/101	10/1/21	730.18	80.00	AZ	12/1/04	N	129,000.00	1	3.000	730.18	AVONDALE	11/21/01	85323	PA0402E
3900009592	SFR	NOO	PURCHASE	N	5.000	4.625	152,000.00	143,502.87	11/101	11/1/21	778.07	80.00	CA	12/1/04	N	190,000.00	1	2.500	815.97	LONG BEACH	11/5/01	92201	PA1602E
3900009593	SFR	NOO	PURCHASE	N	5.750	4.750	77,000.00	74,876.14	11/101	10/1/21	400.85	80.00	CA	12/1/04	N	110,000.00	1	2.750	448.35	INDIO	11/5/01	92201	PA1602E
3900009595	SFR	OO	REFI	N	7.875	4.625	166,400.00	160,271.27	12/101	11/1/21	898.17	80.00	CA	12/1/04	N	185,000.00	1	3.500	1,206.52	CHINO	11/7/01	91710	SA2602E
3900009596	SFR	OO	REFI	N	4.250	4.250	294,500.00	278,863.11	12/101	11/1/21	1,455.81	80.00	CA	12/1/04	N	315,000.00	1	3.125	1,718.82	CANOGA PARK AREA (LA	11/13/01	91304	EA1630E
3900009597	SFR	OO	PURCHASE	N	8.500	8.500	154,000.00	154,009.99	12/101	11/1/21	1,455.81	80.00	FL	12/1/04	N	180,000.00	1	2.500	1,226.26	HALEAH	11/15/01	93013	SA3602E
3900009598	D-PUDS	OO	PURCHASE	N	5.125	4.625	342,050.00	322,651.82	12/101	11/1/21	1,745.47	80.00	CA	12/1/04	N	428,000.00	1	2.500	1,862.42	SAN MARCOS	11/15/01	92078	SA1630E
3900009599	SFR	OO	REFI	N	3.125	3.875	650,000.00	612,972.99	11/101	11/1/21	3,053.89	80.00	CA	12/1/04	N	940,000.00	1	2.500	2,784.44	CHAPPAQUA	12/14/01	10514	PA0430E
3900009600	SFR	OO	REFI	N	5.625	4.375	200,000.00	190,333.30	12/101	11/1/21	1,002.13	80.00	CA	12/1/04	N	250,000.00	1	2.250	1,151.31	LAGUNA NIGUEL	11/8/01	92677	SA1602E
3900009601	SFR	OO	PURCHASE	N	7.875	4.625	218,400.00	202,440.05	12/101	11/1/21	1,015.45	80.00	CA	12/1/04	N	221,500.00	1	3.500	1,524.10	FONTANA	11/29/01	92336	SA2902E
3900009602	SFR	OO	REFI	N	8.625	6.250	218,400.00	209,318.84	12/101	11/1/21	2,006.66	80.00	CA	12/1/04	N	273,000.00	1	2.500	1,698.69	SHINGLE SPRINGS	11/29/01	95682	SA3602E
3900009605	SFR	OO	REFI	N	6.000	4.125	412,500.00	391,728.09	11/101	11/1/21	2,006.66	80.00	CA	12/1/04	N	550,000.00	1	2.750	2,473.15	SAN JOSE	12/7/01	95123	EA2602E
3900009606	SFR	OO	REFI	N	6.750	4.125	148,000.00	141,107.18	11/101	12/1/21	721.65	80.00	CA	12/1/04	N	175,000.00	1	2.750	959.93	LAS VEGAS	12/7/01	95123	EA2602E
3900009607	CONDO	OO	PURCHASE	N	7.000	4.125	103,500.00	98,508.63	11/101	12/1/21	504.62	80.00	IL	12/1/04	N	115,000.00	1	2.750	688.59	DES PLAINES	12/4/01	89110	SA2602E
3900009608	SFR	OO	REFI	N	4.875	3.875	240,000.00	226,479.59	11/101	12/1/21	1,268.57	80.00	IL	12/1/04	N	300,000.00	1	2.500	1,270.10	MAHOPAC	12/11/01	60016	SA2602E
3900009609	SFR	OO	REFI	N	4.875	3.875	344,000.00	326,158.98	11/101	12/1/21	1,624.95	80.00	CA	12/1/04	N	430,000.00	1	2.500	2,062.45	SAN JOSE	12/11/01	10541	SA1630E
3900009610	SFR	NOO	PURCHASE	N	6.500	5.125	275,000.00	263,514.15	11/101	12/1/21	1,501.19	80.00	CA	12/1/04	N	320,000.00	1	5.500	1,738.19	VALLEJO	12/21/01	94590	EA1630E
3900009611	D-PUDS	OO	PURCHASE	N	5.375	3.875	189,050.00	178,823.32	11/101	12/1/21	893.66	80.00	AZ	12/1/04	N	199,000.00	1	3.125	1,058.63	LUHE	12/18/01	96766	SA1630E
3900009612	SFR	NOO	PURCHASE	N	8.000	4.500	248,500.00	237,827.72	11/101	12/1/21	1,269.31	80.00	HI	12/1/04	N	265,000.00	1	3.125	1,365.27	PHOENIX	12/20/01	85085	SA1630E
3900009613	SFR	NOO	PURCHASE	N	6.500	4.250	216,000.00	203,787.72	11/101	12/1/21	1,074.43	80.00	CA	12/1/04	N	245,000.00	1	3.000	1,365.27	AMERICAN CANYON	12/18/01	94503	SA1630E
3900009614	SFR	NOO	PURCHASE	N	8.250	4.250	172,180.91	172,180.91	11/101	12/1/21	894.24	80.00	WA	12/1/04	N	189,000.00	1	2.750	1,348.90	CARSON CITY	12/19/01	89705	SA1630E
3900009615	SFR	OO	REFI	N	6.975	3.875	389,000.00	362,300.63	11/101	12/1/21	1,907.57	80.00	CT	12/1/04	N	476,000.00	1	2.500	2,496.33	SEATTLE	12/18/01	98144	SA3602E
3900009616	SFR	OO	PURCHASE	N	4.250	3.875	80,000.00	77,881.34	11/101	12/1/21	437.33	80.00	CT	12/1/04	N	146,000.00	1	2.500	2,268.68	EAST HAVEN	12/18/01	98144	SA3602E
3900009617	SFR	OO	PURCHASE	N	8.000	4.500	172,900.00	163,582.91	11/101	12/1/21	876.87	80.00	AZ	12/1/04	N	182,000.00	1	3.125	1,268.68	SAN DIEGO	12/18/01	92113	EA1630E
3900009618	SFR	OO	REFI	N	5.625	4.125	116,000.00	110,084.53	11/101	12/1/21	563.93	80.00	AZ	12/1/04	N	145,000.00	1	3.125	667.76	PHOENIX	12/20/01	85032	EA1630E
39000																							

Qry_FileLayout_Generic_xls

3900009666	SFR	Y	6.250	5.000	301,000.00	287,226.90	11/1/01	10/1/01	360	70.00	OR	12/1/04	N	430,000.00	1	3.000	1,853.31	LAKE OSWEGO
3900009667	SFR	Y	6.975	5.375	229,000.00	220,121.62	11/1/01	10/1/01	360	79.56	MI	12/1/04	N	287,500.00	1	3.375	1,504.37	LANSING TOWNSHIP
3900009668	SFR	N	10.750	10.750	11,900.00	10,769.57	11/1/01	10/1/01	180	20.64	MI	12/1/04	N	62,000.00	2	0.000	133.40	HUNSON
3900009669	D-PUDS	N	8.500	4.750	210,550.00	197,680.95	11/1/01	10/1/01	360	75.00	CO	12/1/04	N	300,000.00	1	2.500	1,228.72	PARKER
3900009670	SFR	N	8.500	5.000	340,500.00	328,069.90	11/1/01	10/1/01	360	94.98	CA	12/1/04	N	359,000.00	1	3.000	2,618.16	WESTVIEW
3900009671	SFR	Y	8.000	5.500	336,800.00	322,905.96	11/1/01	10/1/01	360	80.00	CA	12/1/04	N	421,000.00	1	3.000	2,240.74	WAIN NUVYS AREA
3900009672	SFR	Y	8.000	5.500	325,700.00	305,788.42	11/1/01	10/1/01	360	85.00	MA	12/1/04	N	428,000.00	1	3.500	1,568.43	WESTFORD
3900009673	SFR	Y	8.250	5.000	82,500.00	79,472.54	11/1/01	10/1/01	360	89.97	CA	12/1/04	N	95,000.00	1	3.000	1,618.80	ORLANDO
3900009674	CONDO	N	6.625	4.750	330,000.00	223,172.00	11/1/01	10/1/01	360	90.00	CA	12/1/04	N	262,000.00	1	2.750	1,498.33	ENCINO
3900009675	D-PUDS	N	8.250	5.250	186,200.00	179,016.52	11/1/01	10/1/01	360	95.00	VA	12/1/04	N	203,000.00	1	3.000	1,388.86	LAWRENCEVILLE
3900009676	PUD	Y	8.000	5.375	12,950.00	147,245.72	11/1/01	10/1/01	360	70.10	IL	12/1/04	N	161,000.00	1	3.250	1,122.30	MANASSAS
3900009677	3-FAMILY	Y	7.250	4.375	343,490.00	329,887.93	12/1/01	11/1/01	360	70.00	CA	12/1/04	N	490,000.00	1	3.250	2,343.21	CHICAGO
3900009678	D-PUDS	N	7.625	4.125	204,250.00	195,949.94	12/1/01	11/1/01	360	85.00	TX	12/1/04	N	215,000.00	1	3.000	1,445.67	HOUSTON
3900009679	4-FAMILY	NOO	7.375	7.375	197,000.00	190,566.54	12/1/01	11/1/01	360	57.95	CA	12/1/04	N	340,000.00	1	4.750	1,390.63	LOS ANGELES
3900009680	SFR	Y	6.000	4.625	420,000.00	399,094.11	12/1/01	11/1/01	360	52.83	CA	12/1/04	N	795,000.00	1	3.500	2,518.11	LOS ANGELES
3900009681	SFR	Y	7.250	4.125	130,500.00	124,635.32	12/1/01	11/1/01	360	90.00	WA	12/1/04	N	146,000.00	1	3.000	880.25	SEAFRONT
3900009682	D-PUDS	N	5.000	3.625	432,000.00	408,650.53	12/1/01	11/1/01	360	80.00	CA	12/1/04	N	500,000.00	1	2.500	2,555.44	CHATSWORTH
3900009683	SFR	Y	6.625	4.125	545,000.00	523,803.61	11/1/01	10/1/01	360	88.35	OR	12/1/04	N	610,000.00	1	2.750	3,717.86	AURORA
3900009684	SFR	N	7.250	3.875	171,450.00	163,205.83	12/1/01	11/1/01	360	94.89	OR	12/1/04	N	185,000.00	1	2.500	1,741.19	RENTON
3900009685	SFR	N	6.250	3.875	507,500.00	482,034.29	12/1/01	11/1/01	360	70.00	CA	12/1/04	N	795,000.00	1	2.750	3,042.72	WESTPORT BEACH
3900009686	D-PUDS	N	6.750	3.875	245,600.00	234,983.20	12/1/01	11/1/01	360	80.00	CA	12/1/04	N	335,000.00	1	2.750	1,592.96	ANAHEIM
3900009687	SFR	Y	6.250	3.875	355,400.00	341,086.04	12/1/01	11/1/01	360	80.00	CA	12/1/04	N	425,000.00	1	2.750	2,424.45	FOOTHILL RANCH
3900009688	SFR	Y	6.250	3.875	202,800.00	192,826.14	12/1/01	11/1/01	360	87.84	CA	12/1/04	N	276,000.00	1	2.750	1,450.50	PLACITAS
3900009689	SFR	Y	6.975	3.875	109,800.00	211,395.04	12/1/01	11/1/01	360	80.00	MD	12/1/04	N	470,000.00	1	3.000	2,470.05	LA PLATA
3900009690	SFR	Y	6.975	4.125	376,000.00	360,245.73	12/1/01	11/1/01	360	80.00	MD	12/1/04	N	470,000.00	1	3.000	1,485.36	SEATTLE
3900009691	SFR	Y	6.500	4.500	235,000.00	223,524.44	12/1/01	11/1/01	360	64.92	WA	12/1/04	N	362,000.00	1	3.375	1,485.36	MCHENRY
3900009692	CONDO	N	8.250	4.250	90,000.00	86,031.05	12/1/01	11/1/01	360	52.95	IL	12/1/04	N	170,000.00	1	3.000	676.14	MEADLEY
3900009693	SFR	Y	6.125	4.625	140,000.00	132,449.47	12/1/01	11/1/01	360	71.64	CA	12/1/04	N	380,000.00	1	2.500	850.65	LONG BEACH
3900009694	CONDO	Y	6.975	3.875	400,000.00	380,118.97	12/1/01	11/1/01	360	72.73	FL	12/1/04	N	550,000.00	1	2.750	2,627.72	SUNNY ISLES BEACH
3900009695	SFR	Y	5.375	3.875	189,000.00	190,320.46	12/1/01	11/1/01	360	90.00	FL	12/1/04	N	210,000.00	1	3.000	1,058.35	PALM COAST
3900009696	SFR	Y	5.750	3.625	145,350.00	132,509.84	12/1/01	11/1/01	360	95.00	CO	12/1/04	N	160,000.00	1	2.500	848.22	COLORADO SPRINGS
3900009697	CONDO	N	7.250	3.875	337,700.00	331,045.87	12/1/01	11/1/01	360	90.00	CT	12/1/04	N	453,000.00	1	2.750	938.36	STAMFORD
3900009698	CONDO	NOO	7.375	3.875	66,600.00	64,565.01	11/1/01	10/1/01	360	90.00	SC	12/1/04	N	74,000.00	1	3.875	459.99	SURFSIDE BEACH
3900009699	SFR	Y	6.750	4.750	92,050.00	121,152.33	11/1/01	10/1/01	360	95.00	WI	12/1/04	N	132,900.00	1	2.750	893.62	KENOSHA
3900009700	SFR	Y	5.375	3.875	105,000.00	86,119.61	12/1/01	11/1/01	360	74.99	GA	12/1/04	N	125,000.00	1	2.750	574.27	LOXAHATCHEE
3900009701	SFR	NOO	7.500	4.375	452,400.00	428,738.70	12/1/01	11/1/01	360	59.74	GA	12/1/04	N	758,000.00	1	2.750	2,525.47	ATLANTA
3900009702	SFR	NOO	6.990	3.875	199,500.00	191,100.43	12/1/01	11/1/01	360	80.00	FL	12/1/04	N	250,000.00	1	3.250	716.00	SPANISH FORK
3900009703	D-PUDS	N	7.250	4.125	327,750.00	311,533.08	11/1/01	10/1/01	360	95.00	MD	12/1/04	N	445,000.00	1	2.500	1,325.94	LAUREL
3900009704	CONDO	N	8.375	3.875	361,000.00	345,941.39	12/1/01	11/1/01	360	95.00	CO	12/1/04	N	345,000.00	1	2.750	1,180.53	LAKE FOREST
3900009705	D-PUDS	N	6.250	4.750	97,500.00	94,169.10	12/1/01	11/1/01	360	99.99	CO	12/1/04	N	360,000.00	1	2.875	2,462.66	AURORA
3900009706	CONDO	N	5.750	4.375	193,800.00	178,428.27	12/1/01	11/1/01	360	90.00	CA	12/1/04	N	204,000.00	1	3.625	741.07	TINLEY PARK
3900009707	SFR	Y	6.750	4.875	92,050.00	121,152.33	11/1/01	10/1/01	360	90.00	CA	12/1/04	N	560,000.00	1	3.000	2,841.21	WILD HOLLYWOOD
3900009708	SFR	NOO	6.675	3.875	136,800.00	130,142.28	11/1/01	10/1/01	360	95.00	CA	12/1/04	N	172,000.00	1	3.750	726.43	SOUTH LAKE TAHOE
3900009709	SFR	NOO	6.975	3.875	85,950.00	70,014.43	11/1/01	10/1/01	360	94.98	FL	12/1/04	N	91,000.00	1	2.500	1,548.83	MILAMAR
3900009710	SFR	NOO	3.990	3.875	344,000.00	325,107.62	11/1/01	10/1/01	360	80.00	CA	12/1/04	N	445,000.00	1	2.500	1,640.33	MIRAMAR
3900009711	SFR	NOO	6.750	4.125	220,050.00	199,071.51	11/1/01	10/1/01	360	95.00	CA	12/1/04	N	244,000.00	1	2.750	1,348.41	SOUTH LAKE TAHOE
3900009712	SFR	NOO	5.625	5.000	125,400.00	115,137.95	11/1/01	10/1/01	360	95.00	CA	12/1/04	N	132,900.00	1	2.750	717.87	BUYIDA
3900009713	CONDO	N	7.750	7.750	40,800.00	39,640.76	11/1/01	10/1/01	360	80.00	FL	12/1/04	N	51,000.00	1	2.500	292.30	DELTONA
3900009714	SFR	NOO	4.500	3.875	312,000.00	295,014.56	11/1/01	10/1/01	360	80.00	CA	12/1/04	N	390,000.00	1	5.000	1,586.86	SPRING VALLEY
3900009715	SFR	NOO	8.625	4.625	132,000.00	127,354.50	11/1/01	10/1/01	360	94.97	CT	12/1/04	N	139,000.00	1	3.000	1,076.68	CHESHIRE
3900009716	SFR	NOO	5.675	4.125	153,200.00	150,505.54	11/1/01	10/1/01	360	95.00	CT	12/1/04	N	69,000.00	1	2.750	314.70	DELANO
3900009717	D-PUDS	N	6.250	3.875	395,800.00	375,570.86	11/1/01	10/1/01	360	80.00	CO	12/1/04	N	505,000.00	1	2.500	2,437.01	FORT COLLINS
3900009718	CONDO	Y	6.250	4.375	304,000.00	290,220.10	11/1/01	10/1/01	360	80.00	CA	12/1/04	N	380,000.00	1	3.000	2,072.82	YORBA LINDA
3900009719	CONDO	Y	6.750	4.375	194,000.00	172,975.29	11/1/01	10/1/01	360	80.00	GA	12/1/04	N	230,000.00	1	2.750	933.29	ATLANTA
3900009720	D-PUDS	N	6.750	3.875	196,600.00	186,897.02	12/1/01	11/1/01	360	94.94	LA	12/1/04	N	137,000.00	1	2.500	1,291.52	TAMPA
3900009721	SFR	NOO	6.975	5.875	151,200.00	145,121.85	11/1/01	10/1/01	360	89.47	WA	12/1/04	N	223,000.00	1	4.500	1,096	

SA2602E	12	12/701	23322	1,563.33	CHESAPEAKE	1	3,000	245,000.00	N	12/104	VA	89.39	360	1,138.86	1/192	2/102	210,846.57	218,300.00	4,625	7,750	N	00	PURCHASE	SFR	3900009764
SA1630E	12	12/701	33624	1,187.70	TAMPA	1	2,500	170,500.00	N	12/104	FL	94.39	360	794.06	1/192	2/102	155,271.62	161,950.00	4,125	7,950	N <td>00</td> <td>PURCHASE</td> <td>SFR</td> <td>3900009765</td>	00	PURCHASE	SFR	3900009765
SA1630E	8	12/601	33624	511.42	TAMPA	1	2,500	83,000.00	N	12/104	FL	95.00	360	371.41	1/192	2/102	78,850.00	83,000.00	4,125	7,950	N <td>00</td> <td>PURCHASE</td> <td>SFR</td> <td>3900009766</td>	00	PURCHASE	SFR	3900009766
EA2602E	8	12/701	38028	622.11	MORENO VALLEY	1	3,000	225,000.00	N	12/104	CA	75.76	360	492.02	1/192	2/102	91,091.54	94,730.00	4,625	8,625	Y <td>00</td> <td>PURCHASE</td> <td>SFR</td> <td>3900009767</td>	00	PURCHASE	SFR	3900009767
SA1630E	12	12/701	92555	1,662.53	MORENO VALLEY	1	2,500	225,000.00	N	12/104	CA	85.00	360	1,118.55	1/192	2/102	207,085.27	213,750.00	4,625	8,625	Y <td>00</td> <td>PURCHASE</td> <td>SFR</td> <td>3900009768</td>	00	PURCHASE	SFR	3900009768
EA2602E	12	12/701	92555	1,880.32	STAMFORD	1	2,500	106,397.00	N	11/104	CT	23.50	300	1,257.71	10/192	11/109	245,935.42	256,500.00	4,125	7,950	Y <td>00</td> <td>DEBTCONS</td> <td>SFR</td> <td>3900009769</td>	00	DEBTCONS	SFR	3900009769
EA2602E	12	12/701	92555	339.53	STAMFORD	1	2,000	106,397.00	N	11/104	CT	23.50	300	339.53	10/192	11/109	222,587.11	256,500.00	15,990	14,500	Y <td>00</td> <td>DEBTCONS</td> <td>SFR</td> <td>3900009770</td>	00	DEBTCONS	SFR	3900009770
EA2602E	12	12/701	92555	422.58	STAMFORD	1	2,000	106,397.00	N	11/104	CT	23.50	300	422.58	10/192	11/109	222,587.11	256,500.00	16,750	16,750	Y <td>00</td> <td>DEBTCONS</td> <td>SFR</td> <td>3900009771</td>	00	DEBTCONS	SFR	3900009771
EA2602E	12	12/701	92555	222.58	STAMFORD	1	2,000	106,397.00	N	11/104	CT	23.50	300	222.58	10/192	11/109	222,587.11	256,500.00	16,750	16,750	Y <td>00</td> <td>DEBTCONS</td> <td>SFR</td> <td>3900009772</td>	00	DEBTCONS	SFR	3900009772
EA2602E	12	12/701	92555	456.40	GREAT FALLS	1	2,000	67,000.00	N	12/104	VT	21.44	180	21.44	1/198	1/198	24,633.89	36,000.00	16,750	16,750	Y <td>00</td> <td>DEBTCONS</td> <td>SFR</td> <td>3900009773</td>	00	DEBTCONS	SFR	3900009773
EA2602E	12	12/701	92555	389.21	GREAT FALLS	1	2,000	67,000.00	N	12/104	VT	21.44	180	389.21	1/198	1/198	27,174.90	36,000.00	16,750	16,750	Y <td>00</td> <td>DEBTCONS</td> <td>SFR</td> <td>3900009774</td>	00	DEBTCONS	SFR	3900009774
EA2602E	12	12/701	92555	467.29	HENDERSON	1	2,000	86,000.00	N	11/204	OH	41.87	180	467.29	1/192	1/192	34,792.85	51,308.00	15,250	15,250	Y <td>00</td> <td>DEBTCONS</td> <td>SFR</td> <td>3900009775</td>	00	DEBTCONS	SFR	3900009775
EA2602E	12	12/701	92555	416.75	HENDERSON	1	2,000	86,000.00	N	11/204	OH	41.87	180	416.75	1/192	1/192	34,792.85	51,308.00	15,250	15,250	Y <td>00</td> <td>DEBTCONS</td> <td>SFR</td> <td>3900009776</td>	00	DEBTCONS	SFR	3900009776
EA2602E	12	12/701	92555	579.31	SALEM	1	2,000	136,000.00	N	11/304	OR	31.99	180	579.31	1/192	1/192	51,308.00	78,356.00	14,000	14,000	Y <td>00</td> <td>DEBTCONS</td> <td>SFR</td> <td>3900009777</td>	00	DEBTCONS	SFR	3900009777
EA2602E	12	12/701	92555	679.05	WARRNER ROBBINS	1	2,000	83,000.00	N	11/304	OR	31.99	180	679.05	1/192	1/192	34,792.85	51,308.00	15,990	15,990	Y <td>00</td> <td>DEBTCONS</td> <td>SFR</td> <td>3900009778</td>	00	DEBTCONS	SFR	3900009778
EA2602E	12	12/701	92555	302.40	LAGRANGE	1	2,000	61,500.00	N	11/204	GA	42.83	300	302.40	1/192	1/192	48,125.64	52,798.00	14,500	14,500	Y <td>00</td> <td>DEBTCONS</td> <td>SFR</td> <td>3900009779</td>	00	DEBTCONS	SFR	3900009779
EA2602E	12	12/701	92555	302.74	LAGRANGE	1	2,000	61,500.00	N	11/204	GA	42.83	300	302.74	1/192	1/192	48,125.64	52,798.00	14,500	14,500	Y <td>00</td> <td>DEBTCONS</td> <td>SFR</td> <td>3900009780</td>	00	DEBTCONS	SFR	3900009780
EA2602E	12	12/701	92555	366.65	RINDALE	1	2,000	159,000.00	N	11/204	GA	38.47	300	366.65	1/192	1/192	28,619.44	52,798.00	14,240	14,240	Y <td>00</td> <td>DEBTCONS</td> <td>SFR</td> <td>3900009781</td>	00	DEBTCONS	SFR	3900009781
EA2602E	12	12/701	92555	611.46	RINDALE	1	2,000	159,000.00	N	11/204	GA	38.47	300	611.46	1/192	1/192	28,619.44	52,798.00	14,240	14,240	Y <td>00</td> <td>DEBTCONS</td> <td>SFR</td> <td>3900009782</td>	00	DEBTCONS	SFR	3900009782
EA2602E	12	11/199	07712	2,548.06	OCEAN TOWNSHIP	1	3,375	465,000.00	N	12/104	NJ	84.88	360	1,972.80	1/192	1/192	351,102.80	390,000.00	7,625	7,625	Y <td>00</td> <td>PURCHASE</td> <td>SFR</td> <td>3900009783</td>	00	PURCHASE	SFR	3900009783
EA2602E	12	12/701	92555	628.91	TAYLORSVILLE	1	2,000	127,000.00	N	12/104	OH	33.42	300	628.91	9/192	9/192	52,355.50	67,000.00	12,990	12,990	Y <td>00</td> <td>DEBTCONS</td> <td>SFR</td> <td>3900009784</td>	00	DEBTCONS	SFR	3900009784
EA2602E	12	12/701	92555	281.78	EDMOND	1	2,000	85,000.00	N	11/404	OK	29.42	300	281.78	1/192	1/192	31,602.96	36,000.00	12,990	12,990	Y <td>00</td> <td>DEBTCONS</td> <td>SFR</td> <td>3900009785</td>	00	DEBTCONS	SFR	3900009785
EA2602E	12	12/701	92555	494.17	TOEHLI	1	2,000	83,000.00	N	11/204	OK	43.98	240	494.17	1/192	1/192	33,218.30	36,000.00	14,990	14,990	Y <td>00</td> <td>DEBTCONS</td> <td>SFR</td> <td>3900009786</td>	00	DEBTCONS	SFR	3900009786
EA2602E	12	12/701	92555	448.02	MIRAMAR	1	2,000	306,560.00	N	11/204	CA	31.82	300	448.02	2/273	2/273	82,848.87	91,743.71	14,990	14,990	Y <td>00</td> <td>DEBTCONS</td> <td>SFR</td> <td>3900009787</td>	00	DEBTCONS	SFR	3900009787
EA2602E	12	12/701	92555	916.25	MIRAMAR	1	2,000	306,560.00	N	11/204	CA	31.82	300	916.25	2/273	2/273	82,848.87	91,743.71	14,990	14,990	Y <td>00</td> <td>DEBTCONS</td> <td>SFR</td> <td>3900009788</td>	00	DEBTCONS	SFR	3900009788
EA2602E	12	12/701	92555	1,196.99	SOUTH BRUNSWICK	1	4,125	110,000.00	N	12/104	NJ	90.00	360	1,196.99	10/128	10/128	44,021.63	53,800.00	6,125	6,125	Y <td>00</td> <td>PURCHASE</td> <td>SFR</td> <td>3900009789</td>	00	PURCHASE	SFR	3900009789
EA2602E	12	12/701	92555	1,196.99	SOUTH BRUNSWICK	1	4,125	110,000.00	N	12/104	NJ	90.00	360	1,196.99	10/128	10/128	44,021.63	53,800.00	6,125	6,125	Y <td>00</td> <td>PURCHASE</td> <td>SFR</td> <td>3900009790</td>	00	PURCHASE	SFR	3900009790
EA2602E	12	12/701	92555	2,259.72	PORTSMOUTH	1	3,250	225,000.00	N	12/104	RJ	88.64	360	2,259.72	1/199	1/199	88,421.63	95,300.00	6,375	6,375	Y <td>00</td> <td>PURCHASE</td> <td>SFR</td> <td>3900009791</td>	00	PURCHASE	SFR	3900009791
EA2602E	12	12/701	92555	2,259.72	PORTSMOUTH	1	3,250	225,000.00	N	12/104	RJ	88.64	360	2,259.72	1/199	1/199	88,421.63	95,300.00	6,375	6,375	Y <td>00</td> <td>PURCHASE</td> <td>SFR</td> <td>3900009792</td>	00	PURCHASE	SFR	3900009792
EA2602E	12	12/701	92555	372.56	SAN ANTONIO	1	2,875	74,500.00	N	12/104	TX	72.90	360	372.56	1/198	1/198	152,568.71	181,249.53	8,750	8,750	Y <td>00</td> <td>PURCHASE</td> <td>SFR</td> <td>3900009793</td>	00	PURCHASE	SFR	3900009793
EA2602E	12	12/701	92555	372.56	SAN ANTONIO	1	2,875	74,500.00	N	12/104	TX	72.90	360	372.56	1/198	1/198	152,568.71	181,249.53	8,750	8,750	Y <td>00</td> <td>PURCHASE</td> <td>SFR</td> <td>3900009794</td>	00	PURCHASE	SFR	3900009794
EA2602E	12	12/701	92555	1,324.86	FLACENTIA	1	4,125	216,000.00	N	12/104	CA	90.00	360	1,324.86	1/198	1/198	179,772.49	199,742.12	5,500	5,500	Y <td>00</td> <td>PURCHASE</td> <td>SFR</td> <td>3900009795</td>	00	PURCHASE	SFR	3900009795
EA2602E	12	12/701	92555	1,324.86	FLACENTIA	1	4,125	216,000.00	N	12/104	CA	90.00	360	1,324.86	1/198	1/198	179,772.49	199,742.12	5,500	5,500	Y <td>00</td> <td>PURCHASE</td> <td>SFR</td> <td>3900009796</td>	00	PURCHASE	SFR	3900009796
EA2602E	12	12/701	92555	510.50	NORTH HOLLYWOOD	1	2,000	157,000.00	N	11/204	CA	27.78	240	510.50	9/128	9/128	34,700.32	49,378.63	6,000	6,000	Y <td>00</td> <td>PURCHASE</td> <td>SFR</td> <td>3900009797</td>	00	PURCHASE	SFR	3900009797
EA2602E	12	12/701	92555	510.50	NORTH HOLLYWOOD	1	2,000	157,000.00	N	11/204	CA	27.78	240	510.50	9/128	9/128	34,700.32	49,378.63	6,000	6,000	Y <td>00</td> <td>PURCHASE</td> <td>SFR</td> <td>3900009798</td>	00	PURCHASE	SFR	3900009798
EA2602E	12	12/701	92555	864.66	ANNAPOLIS	1	5,875	75,000.00	N	11/204	MD	79.59	360	864.66	9/128	9/128	109,817.07	118,400.00	6,250	6,250	Y <td>00</td> <td>PURCHASE</td> <td>SFR</td> <td>3900009799</td>	00	PURCHASE	SFR	3900009799
EA2602E	12	12/701	92555	864.66	ANNAPOLIS	1	5,875	75,000.00	N	11/204	MD	79.59	360	864.66	9/128	9/128	109,817.07	118,400.00	6,250	6,250	Y <td>00</td> <td>PURCHASE</td> <td>SFR</td> <td>3900009800</td>	00	PURCHASE	SFR	3900009800
EA2602E	12	12/701	92555	212.97	BERNATH LAS VEGAS	1	4,125	132,000.00	N	12/104	NV	90.00	360	212.97	1/198	1/198	134,920.67	144,390.00	7,500	7,500	Y <td>00</td> <td>PURCHASE</td> <td>SFR</td> <td>3900009801</td>	00	PURCHASE	SFR	3900009801
EA2602E	12	12/701	92555	212.97	BERNATH LAS VEGAS	1	4,125	132,000.00	N	12/104	NV	90.00	360	212.97	1/198	1/198	134,920.67	144,390.00	7,500	7,500	Y <td>00</td> <td>PURCHASE</td> <td>SFR</td> <td>3900009802</td>	00	PURCHASE	SFR	3900009802
EA2602E	12	12/701	92555	1,109.39	NORTH LAS VEGAS	1	4,500	161,000.00	N	12/104	NV	90.00	360	1,109.39	1/199	1/199	88,421.63	95,300.00	6,375	6,375	Y <td>00</td> <td>PURCHASE</td> <td>SFR</td> <td>3900009803</td>	00	PURCHASE	SFR	3900009803
EA2602E	12	12/701	92555	1,109.39	NORTH LAS VEGAS	1	4,500	161,000.00	N	12/104	NV	90.00	360	1,109.39	1/199	1/199	88,421.63	95,300.00	6,375	6,375	Y <td>00</td> <td>PURCHASE</td> <td>SFR</td> <td>3900009804</td>	00	PURCHASE	SFR	3900009804
EA2602E	12	12/701	92555	467.90	RALEIGH	1	4,125	107,000.00	N	12/104	NC	89.31	360	467.90	1/198	1/198	104,482.13	112,500.00	5,500	5,500	Y <td>00</td> <td>PURCHASE</td> <td>SFR</td> <td>3900009805</td>	00	PURCHASE	SFR	3900009805
EA2602E	12	12/701	92555	467.90	RALEIGH	1	4,125	107,000.00	N	12/104	NC	89.31	360	467.90	1/198	1/198	104,482.13	112,500.00	5,500	5,500	Y <td>00</td> <td>PURCHASE</td> <td>SFR</td> <td>3900009806</td>	00	PURCHASE	SFR	3900009806
EA2																									

3900003870	SFR	00	DEBITCONS	N	12,900	42,000.00	36,806.37	11/19/97	10/19/17	11/19/04	N	90,000.00	2	0.000	477.18	240	46.67	FL	11/19/04	477.18 PALM BAY	TFB00XXX
3900003871	SFR	00	DEBITCONS	N	11,900	35,800.00	31,217.50	11/19/97	10/18/17	11/18/04	N	65,000.00	1	0.000	406.74	180	55.08	FL	11/18/04	406.74 CLARKSON	TFB00XXX
3900003872	SFR	00	DEBITCONS	N	11,900	20,000.00	17,918.03	11/19/97	10/15/12	11/15/04	N	90,000.00	1	0.000	335.67	240	31.12	KY	11/15/04	335.67 LARSON	TFB00XXX
3900003873	SFR	00	DEBITCONS	N	14,500	24,500.00	19,219.67	11/19/97	10/15/12	11/15/04	N	70,000.00	1	0.000	359.66	180	49.00	GA	11/15/04	359.66 GREENWALL SPRINGS	TFB00XXX
3900003874	SFR	00	DEBITCONS	N	14,500	49,000.00	35,381.87	11/19/97	10/11/12	11/11/04	N	100,000.00	1	0.000	660.80	180	49.00	LA	11/11/04	660.80 KINGSLAND	TFB00XXX
3900003875	SFR	00	DEBITCONS	N	14,875	50,000.00	38,611.51	11/19/97	10/10/12	11/10/04	N	93,000.00	1	0.000	695.52	180	53.77	GA	11/10/04	695.52 HINESVILLE	TFB00XXX
3900003876	SFR	00	DEBITCONS	N	13,750	45,000.00	34,616.82	11/19/97	10/10/12	11/10/04	N	75,000.00	1	0.000	591.74	180	60.00	SD	11/10/04	591.74 HUMBOLDT	TFB00XXX
3900003877	SFR	00	DEBITCONS	N	12,900	50,000.00	38,828.04	11/19/97	10/10/12	11/10/04	N	68,000.00	1	0.000	632.29	180	73.53	MT	11/10/04	632.29 GREEN FOREST	TFB00XXX
3900003878	SFR	00	DEBITCONS	N	12,900	19,700.00	15,513.36	11/19/97	10/10/12	11/10/04	N	120,000.00	1	0.000	223.82	240	16.42	AR	11/10/04	223.82 POLSON	TFB00XXX
3900003879	SFR	00	DEBITCONS	N	13,375	45,000.00	34,616.10	11/19/97	10/10/12	11/10/04	N	70,000.00	1	0.000	586.96	180	65.00	OK	11/10/04	586.96 EDMOND	TFB00XXX
3900003880	SFR	00	DEBITCONS	N	12,999	75,000.00	63,415.46	10/27/97	9/27/17	11/23/04	N	200,000.00	1	0.000	878.63	240	37.50	CA	11/23/04	878.63 WATSONVILLE	TFB00XXX
3900003881	SFR	00	DEBITCONS	N	14,500	30,000.00	26,821.13	10/13/97	10/11/17	11/11/04	N	65,000.00	1	0.000	389.51	240	46.16	HI	11/11/04	389.51 INDIANOMA	TFB00XXX
3900003882	SFR	00	DEBITCONS	N	12,500	35,000.00	30,388.28	10/13/97	10/11/17	11/11/04	N	128,000.00	1	0.000	397.65	240	27.35	OK	11/11/04	397.65 LEA BEACH	TFB00XXX
3900003883	SFR	00	DEBITCONS	N	16,900	25,000.00	23,002.47	10/20/97	9/28/17	11/20/04	N	80,000.00	1	0.000	366.51	240	31.25	FL	11/20/04	366.51 JACKSONVILLE	TFB00XXX
3900003884	SFR	00	DEBITCONS	N	13,125	46,000.00	34,365.99	10/28/12	10/28/12	11/28/04	N	78,500.00	1	0.000	585.80	180	58.00	KS	11/28/04	585.80 WICHITA	TFB00XXX
3900003885	SFR	00	DEBITCONS	N	13,450	32,000.00	28,475.55	11/19/97	10/10/12	11/10/04	N	75,000.00	1	0.000	386.13	240	27.12	OK	11/10/04	386.13 LAWTON	TFB00XXX
3900003886	SFR	00	DEBITCONS	N	12,500	40,000.00	30,100.30	11/19/97	10/10/12	11/10/04	N	48,000.00	1	0.000	489.53	180	51.29	OK	11/10/04	489.53 AVON PARK	TFB00XXX
3900003887	SFR	00	DEBITCONS	N	12,900	36,200.00	16,098.93	11/19/97	10/10/12	11/10/04	N	75,000.00	1	0.000	266.22	240	20.46	MS	11/10/04	266.22 MADISON	TFB00XXX
3900003888	SFR	00	DEBITCONS	N	12,900	34,000.00	31,011.33	11/19/97	10/10/12	11/10/04	N	45,000.00	1	0.000	423.85	240	38.45	MS	11/10/04	423.85 JACKSON	TFB00XXX
3900003889	SFR	00	DEBITCONS	N	14,900	30,500.00	15,809.30	10/23/97	9/23/17	11/23/04	N	90,000.00	1	0.000	546.33	120	30.78	NM	11/23/04	546.33 TRUTH OR CONSEQUENCE	TFB00XXX
3900003890	SFR	00	DEBITCONS	N	13,750	70,000.00	60,494.28	11/23/97	10/23/17	11/23/04	N	140,000.00	1	0.000	603.07	240	50.00	KY	11/23/04	603.07 SHELBYVILLE	TFB00XXX
3900003891	SFR	00	DEBITCONS	N	14,125	45,000.00	33,997.57	11/23/97	10/23/17	11/23/04	N	95,000.00	1	0.000	473.37	240	40.00	IA	11/23/04	473.37 WEST MILWAUKEE	TFB00XXX
3900003892	SFR	00	DEBITCONS	N	12,500	27,000.00	20,255.24	11/23/97	10/23/17	11/23/04	N	120,000.00	1	0.000	263.00	240	22.50	OK	11/23/04	263.00 LAWTON	TFB00XXX
3900003893	SFR	00	DEBITCONS	N	13,750	36,700.00	31,821.85	11/27/97	10/27/12	11/27/04	N	80,000.00	1	0.000	387.10	240	44.42	MD	11/27/04	387.10 ALBANY	TFB00XXX
3900003894	SFR	00	DEBITCONS	N	13,750	35,000.00	18,069.54	11/19/97	10/10/12	11/10/04	N	77,900.00	1	0.000	449.72	240	47.12	MD	11/10/04	449.72 BALTIMORE	TFB00XXX
3900003895	SFR	00	DEBITCONS	N	12,900	41,650.00	31,132.85	9/25/97	8/25/17	11/25/04	N	60,000.00	1	0.000	526.70	180	69.42	SD	11/25/04	526.70 MITCHELL	TFB00XXX
3900003896	SFR	00	DEBITCONS	N	14,900	35,000.00	31,336.12	8/25/97	8/25/17	11/25/04	N	60,000.00	1	0.000	460.62	240	27.46	CT	11/25/04	460.62 EAST HAVEN	TFB00XXX
3900003897	SFR	00	DEBITCONS	N	13,990	29,000.00	25,052.54	9/12/97	8/12/17	11/12/04	N	82,000.00	1	0.000	360.41	240	37.67	WI	11/12/04	360.41 WEST MILWAUKEE	TFB00XXX
3900003898	SFR	00	DEBITCONS	N	14,750	28,000.00	14,818.10	9/13/97	8/13/12	11/13/04	N	53,000.00	1	0.000	276.50	180	24.40	WI	11/13/04	276.50 LAS VEGAS	TFB00XXX
3900003899	SFR	00	DEBITCONS	N	14,750	28,000.00	12,444.54	9/16/97	8/16/12	11/16/04	N	80,000.00	1	0.000	228.11	180	20.63	FL	11/16/04	228.11 AUSTIN	TFB00XXX
3900003900	SFR	00	DEBITCONS	N	13,250	43,000.00	32,254.02	9/16/97	8/16/12	11/16/04	N	80,000.00	1	0.000	551.15	180	55.85	MS	11/16/04	551.15 PANTAGON	TFB00XXX
3900003901	SFR	00	DEBITCONS	N	14,750	35,000.00	26,976.48	9/13/97	8/13/12	11/13/04	N	77,000.00	1	0.000	483.88	180	43.75	MS	11/13/04	483.88 BROOKHAVEN	TFB00XXX
3900003902	SFR	00	DEBITCONS	N	13,990	26,400.00	20,003.29	9/11/97	7/11/12	11/11/04	N	80,000.00	1	0.000	480.00	180	48.00	GA	11/11/04	480.00 FORESTVILLE	TFB00XXX
3900003903	SFR	00	DEBITCONS	N	15,500	35,000.00	30,350.11	9/11/97	7/11/12	11/11/04	N	55,000.00	1	0.000	467.64	180	46.67	GA	11/11/04	467.64 GRIFFIN	TFB00XXX
3900003904	SFR	00	DEBITCONS	N	13,990	32,000.00	24,107.91	9/13/97	8/13/12	11/13/04	N	75,000.00	1	0.000	425.94	180	50.90	GA	11/13/04	425.94 LAWRENCE	TFB00XXX
3900003905	SFR	00	DEBITCONS	N	12,900	35,000.00	30,168.72	9/27/97	8/27/17	11/27/04	N	60,000.00	1	0.000	409.80	240	33.34	ID	11/27/04	409.80 BOISE	TFB00XXX
3900003906	CONDO	00	PURCHASE	N	5,375	28,000.00	38,384	4/93/10	4/93/10	11/27/04	N	116,000.00	1	0.000	1254.17	360	90	CA	3/83/53	1254.17 SPRING VALLEY	PA60021
3900003907	SFR	00	PURCHASE	N	8,25	151,900	104,431	4/93/10	4/93/10	11/27/04	N	3,500.00	1	3.75	1044.31	360	95	CA	3/83/53	1044.31 LITHONIA	EA3630E1
3900003908	SFR	00	PURCHASE	N	5,875	247,200	247,200	3/82/92	4/92/18	12/10/25	N	30,900.00	1	3.25	1210.25	360	80	FL	3/83/53	1210.25 FAIRFIELD	PA60021
3900003909	SFR	00	PURCHASE	N	5,4	80,500	80,500	3/83/53	4/92/18	12/10/25	N	30,900.00	1	3.25	362.25	360	70	CA	3/83/53	362.25 JACKSONVILLE	PA60021
3900003910	SFR	00	PURCHASE	N	6	29,900	29,900	3/83/53	4/92/18	12/10/25	N	30,900.00	1	3.25	1468	360	80	CA	3/83/53	1468 BELLEVILLE	PA60021
3900003911	SFR	00	PURCHASE	N	5,375	21,280	19,910.54	3/83/53	4/92/18	12/10/25	N	25,000.00	1	3.75	963.17	360	52	CA	3/83/53	963.17 NORTH HIGHLANDS	PA60021
3900003912	SFR	00	PURCHASE	N	5	26,600	26,600	3/83/53	4/92/18	12/10/25	N	30,000.00	1	3.5	106.33	360	70	CA	3/83/53	106.33 STOCKTON	PA60021
3900003913	SFR	00	PURCHASE	N	5,25	287,700	287,700	3/83/53	4/92/18	12/10/25	N	41,000.00	1	3.875	1258.69	360	70	CA	3/83/53	1258.69 BEAUMONT	PA60021
3900003914	SFR	00	PURCHASE	N	6,125	21,200	21,200	3/83/53	4/92/18	12/10/25	N	26,500.00	1	3.5	1062.08	360	80	CA	3/83/53	1062.08 SACRAMENTO	PA60021
3900003915	SFR	00	PURCHASE	N	6,125	20,400	20,400	3/83/53	4/92/18	12/10/25	N	29,000.00	1	3.75	1041.25	360	75	CA	3/83/53	1041.25 LAKE ELSINORE	PA60021
3900003916	PUD	00	REFI	N	7.5	15,825.00	15,825.45	3/82/92	4/92/18	11/06/51	N	21,000.00	1	6.125	1106.51	360	80	FL	3/83/53	1106.51 PARRISH	PA3695E
3900003917	SFR	00	REFI	N	6.5	23,500	23,500	3/83/53	4/92/18	11/06/51	N	31,500.00	1	3.875	1485.36	360	74.61	CA	3/83/53	1485.36 POMONA	PA3695E
3900003918	SFR	00	PURCHASE	N	4,875	332,500	332,500	3/83/53	4/92/18	13/50/78	N	47,500.00	1	3.75	1350.78	360	70	CA	3/83/53		

1103344000	PURCHASE	N	7.99	117900	119619.51	38353	49279	877.48	360	95	IL	38353	N	126000	1	5.99	877.48	HANOVER PARK	BA1402E	2	38365
1103344392	SFR	00	6.45	207500	297228.43	38353	49279	1700.78	360	88.8	NY	38353	N	335000	2	5.99	1700.78	STARSHORE	BA1402E	2	38365
1103344395	SFR	00	7.29	176638	176501.3	38353	49279	1209.78	360	90	WI	38353	N	196000	2	5.99	1209.78	STARSHORE	BA1402E	2	38365
1103344377	PURCHASE	N	5.99	299691	299691.00	38353	49279	2215.96	360	84.1	CA	38353	N	330000	2	5.99	2215.96	VICTORVILLE	BA1402E	16	38365
1103344374	SFR	00	5.99	370000	369302.96	38353	49279	1794.87	360	80	CA	38353	N	400000	2	5.99	1794.87	MORRIS PARK	BA1402E	2	38365
1103344375	SFR	00	7.1	193900	192944.88	38353	49279	1297.02	360	87.72	CA	38353	N	200000	2	5.99	1297.02	LAWESTER	BA1402E	2	38365
1103344353	SFR	00	7.69	175750	175624.44	38353	49279	1251.82	360	95	CA	38353	N	185000	2	5.99	1251.82	ELENWOOD	BA1402E	2	38365
1103344378	SFR	00	7.44	209000	208791.14	38353	49279	1221.66	360	83.73	IL	38353	N	190000	2	5.77	1221.66	BOLINGBROOK	BA1402E	2	38366
1103344339	SFR	00	5.88	209000	208791.14	38353	49279	1250.37	360	88.33	CA	38353	N	249000	2	5.77	1250.37	POMONA	BA1402E	2	38366
1103344249	D-FLDS	00	6.25	240100	188778.41	38322	49279	1392.46	360	95	CA	38353	N	200000	2	5.89	1392.46	CHICAGO	BA1402E	7	38365
1103344385	SFR	00	5.5	125300	125300.00	38384	49310	1250.52	360	70	CA	38384	N	343000	2	3.75	1250.52	MORENO VALLEY	BA1602E	7	38365
1103339646	SFR	00	5.25	158550	158550.00	38384	49310	574.29	360	70	CA	38384	N	179000	2	3.75	574.29	DENVER	BA1602E	7	38365
1103339645	SFR	00	5.25	158550	158550.00	38384	49310	693.66	360	70	CA	38384	N	228000	2	3.75	693.66	SAN BERNARDINO	BA1602E	7	38365
1103350016	PURCHASE	N	7.875	322500	322500.00	38353	49279	425.91	360	75	CA	38353	N	435000	2	3.25	425.91	SAN DIEGO	BA1602E	7	38365
1103350016	PURCHASE	N	7.875	322500	322500.00	38353	49279	1116.41	360	70	FL	38353	N	138000	2	3.25	1116.41	SPRING HILL	BA1602E	7	38365
1103350016	PURCHASE	N	7.875	322500	322500.00	38353	49279	1116.41	360	70	FL	38353	N	138000	2	3.25	1116.41	SPRING HILL	BA1602E	7	38365
1103350016	PURCHASE	N	7.875	322500	322500.00	38353	49279	1116.41	360	70	FL	38353	N	138000	2	3.25	1116.41	SPRING HILL	BA1602E	7	38365
1103350016	PURCHASE	N	7.875	322500	322500.00	38353	49279	1116.41	360	70	FL	38353	N	138000	2	3.25	1116.41	SPRING HILL	BA1602E	7	38365
1103350016	PURCHASE	N	7.875	322500	322500.00	38353	49279	1116.41	360	70	FL	38353	N	138000	2	3.25	1116.41	SPRING HILL	BA1602E	7	38365
1103350016	PURCHASE	N	7.875	322500	322500.00	38353	49279	1116.41	360	70	FL	38353	N	138000	2	3.25	1116.41	SPRING HILL	BA1602E	7	38365
1103350016	PURCHASE	N	7.875	322500	322500.00	38353	49279	1116.41	360	70	FL	38353	N	138000	2	3.25	1116.41	SPRING HILL	BA1602E	7	38365
1103350016	PURCHASE	N	7.875	322500	322500.00	38353	49279	1116.41	360	70	FL	38353	N	138000	2	3.25	1116.41	SPRING HILL	BA1602E	7	38365
1103350016	PURCHASE	N	7.875	322500	322500.00	38353	49279	1116.41	360	70	FL	38353	N	138000	2	3.25	1116.41	SPRING HILL	BA1602E	7	38365
1103350016	PURCHASE	N	7.875	322500	322500.00	38353	49279	1116.41	360	70	FL	38353	N	138000	2	3.25	1116.41	SPRING HILL	BA1602E	7	38365
1103350016	PURCHASE	N	7.875	322500	322500.00	38353	49279	1116.41	360	70	FL	38353	N	138000	2	3.25	1116.41	SPRING HILL	BA1602E	7	38365
1103350016	PURCHASE	N	7.875	322500	322500.00	38353	49279	1116.41	360	70	FL	38353	N	138000	2	3.25	1116.41	SPRING HILL	BA1602E	7	38365
1103350016	PURCHASE	N	7.875	322500	322500.00	38353	49279	1116.41	360	70	FL	38353	N	138000	2	3.25	1116.41	SPRING HILL	BA1602E	7	38365
1103350016	PURCHASE	N	7.875	322500	322500.00	38353	49279	1116.41	360	70	FL	38353	N	138000	2	3.25	1116.41	SPRING HILL	BA1602E	7	38365
1103350016	PURCHASE	N	7.875	322500	322500.00	38353	49279	1116.41	360	70	FL	38353	N	138000	2	3.25	1116.41	SPRING HILL	BA1602E	7	38365
1103350016	PURCHASE	N	7.875	322500	322500.00	38353	49279	1116.41	360	70	FL	38353	N	138000	2	3.25	1116.41	SPRING HILL	BA1602E	7	38365
1103350016	PURCHASE	N	7.875	322500	322500.00	38353	49279	1116.41	360	70	FL	38353	N	138000	2	3.25	1116.41	SPRING HILL	BA1602E	7	38365
1103350016	PURCHASE	N	7.875	322500	322500.00	38353	49279	1116.41	360	70	FL	38353	N	138000	2	3.25	1116.41	SPRING HILL	BA1602E	7	38365
1103350016	PURCHASE	N	7.875	322500	322500.00	38353	49279	1116.41	360	70	FL	38353	N	138000	2	3.25	1116.41	SPRING HILL	BA1602E	7	38365
1103350016	PURCHASE	N	7.875	322500	322500.00	38353	49279	1116.41	360	70	FL	38353	N	138000	2	3.25	1116.41	SPRING HILL	BA1602E	7	38365
1103350016	PURCHASE	N	7.875	322500	322500.00	38353	49279	1116.41	360	70	FL	38353	N	138000	2	3.25	1116.41	SPRING HILL	BA1602E	7	38365
1103350016	PURCHASE	N	7.875	322500	322500.00	38353	49279	1116.41	360	70	FL	38353	N	138000	2	3.25	1116.41	SPRING HILL	BA1602E	7	38365
1103350016	PURCHASE	N	7.875	322500	322500.00	38353	49279	1116.41	360	70	FL	38353	N	138000	2	3.25	1116.41	SPRING HILL	BA1602E	7	38365
1103350016	PURCHASE	N	7.875	322500	322500.00	38353	49279	1116.41	360	70	FL	38353	N	138000	2	3.25	1116.41	SPRING HILL	BA1602E	7	38365
1103350016	PURCHASE	N	7.875	322500	322500.00	38353	49279	1116.41	360	70	FL	38353	N	138000	2	3.25	1116.41	SPRING HILL	BA1602E	7	38365
1103350016	PURCHASE	N	7.875	322500	322500.00	38353	49279	1116.41	360	70	FL	38353	N	138000	2	3.25	1116.41	SPRING HILL	BA1602E	7	38365
1103350016	PURCHASE	N	7.875	322500	322500.00	38353	49279	1116.41	360	70	FL	38353	N	138000	2	3.25	1116.41	SPRING HILL	BA1602E	7	38365
1103350016	PURCHASE	N	7.875	322500	322500.00	38353	49279	1116.41	360	70	FL	38353	N	138000	2	3.25	1116.41	SPRING HILL	BA1602E	7	38365
1103350016	PURCHASE	N	7.875	322500	322500.00	38353	49279	1116.41	360	70	FL	38353	N	138000	2	3.25	1116.41	SPRING HILL	BA1602E	7	38365
1103350016	PURCHASE	N	7.875	322500	322500.00	38353	49279	1116.41	360	70	FL	38353	N	138000	2	3.25	1116.41	SPRING HILL	BA1602E	7	38365
1103350016	PURCHASE	N	7.875	322500	322500.00	38353	49279	1116.41	360	70	FL	38353	N	138000	2	3.25	1116.41	SPRING HILL	BA1602E	7	38365
1103350016	PURCHASE	N	7.875	322500	322500.00	38353	49279	1116.41	360	70	FL	38353	N	138000	2	3.25	1116.41	SPRING HILL	BA1602E	7	38365
1103350016	PURCHASE	N	7.875	322500	322500.00	38353	49279	1116.41	360	70	FL	38353	N	138000	2	3.25	1116.41	SPRING HILL	BA1602E	7	38365
1103350016	PURCHASE	N	7.875	322500	322500.00	38353	49279	1116.41	360	70	FL	38353	N	138000	2	3.25	1116.41	SPRING HILL	BA1602E	7	38365
1103350016	PURCHASE	N	7.875	322500	322500.00	38353	49279	1116.41	360	70	FL	38353	N	138000	2	3.25	1116.41	SPRING HILL	BA1602E	7	38365
1103350016	PURCHASE	N	7.875	322500	322500.00	38353	49279	1116.41	360	70	FL	38353	N	138000	2	3.25	1116.41	SPRING HILL	BA1602E	7	38365
1103350016	PURCHASE	N	7.875	322500	322500.00	38353	49279	1116.41	360	70	FL	38353	N	138000	2	3.25	1116.41	SPRING HILL	BA1602E	7	38365
1103350016	PURCHASE	N	7.875	322500	322500.00	38353	49279	1116.41	360	70	FL	38353	N	138000	2	3.25	1116.41	SPRING HILL	BA1602E	7	38365
1103350016	PURCHASE	N	7.875	322500	322500.00	38353	49279	1116.41	360	70	FL	38353	N	138000	2	3.25	1116.41	SPRING HILL			

Qty_FileLayout_Generic_xls_

1103242302	PUD	00	REFI	N	7.38	7.38	117600	117600	38353	49279	723.24	360	80	AZ	38353	147000	1	5.75	723.24	APACHE JUNCTION	85220	38351	2	BA1602E
1103242272	SFR	00	REFI	Y	7	7	52500	52500	38353	49279	306.25	360	80	IN	38353	270000	1	5.75	306.25	INDIANAPOLIS	46203	38351	1	BA1602E
1103240662	CONDO	00	REFI	Y	6.5	6.5	216000	216000	38353	49249	1170	360	80	CA	38353	750000	1	5	1170	LOS ANGELES, NORT	91343	38356	1	BA1602E
1103240274	SFR	00	PURCHASE	Y	7.05	7.05	198400	198400	38353	49279	1165.6	360	80	NV	38353	248000	2	5.2	1165.6	RIVERS LAS VEGAS	89032	38363	2	BA1602E
1103241665	SFR	00	REFI	Y	6	6	160000	160000	38353	49311	800	360	74.77	CA	38353	214000	1	3.5	800	HORTLAND	92507	38365	7	EA1630D
1103250915	SFR	00	PURCHASE	Y	5.625	5.625	154000	154000	38353	49311	944.08	360	64.83	WI	38353	253000	1	5.375	944.08	BROOKFIELD	53005	38365	8	BA1602E
1103250780	SFR	00	PURCHASE	Y	6.375	6.375	134000	134000	38353	49279	944.52	360	75	CO	38353	202000	1	4.5	944.52	DEVER	80207	38352	7	BA1602E
1103250754	PUD	00	REFI	Y	6.5	6.5	302750	302750	38353	49279	1821.13	360	80	GA	38353	172000	1	4.625	1821.13	MARIETTA	30008	38352	7	BA1602E
1103250737	SFR	00	PURCHASE	N	6	6	168000	167495.7	38353	49279	1007.24	360	75	NV	38353	120000	1	4.125	1007.24	LAS VEGAS	89139	38352	7	BA1602E
1103250722	SFR	00	PURCHASE	N	6.125	6.125	57600	57487.74	38353	49249	1163.64	360	70	CA	38353	288000	1	4.25	1163.64	MERCED	69142	38352	7	BA1602E
1103250690	PUD	00	PURCHASE	N	6.125	6.125	131750	131363.9	38353	49249	800.53	360	79.65	IL	38353	165000	1	2.75	800.53	ORLANDO	69476	38352	1	BA1602E
1103250685	SFR	00	PURCHASE	N	6.5	6.5	288000	28714.7	38353	49279	349.98	360	80	CA	38353	380000	1	4.625	349.98	PITTSBURG	94565	38352	1	BA1602E
1103250685	SFR	00	PURCHASE	Y	6.5	6.5	362400	362400	38353	49279	2290.61	360	80	CA	38353	453000	1	3.125	2290.61	SAN PABLO	94806	38352	8	BA1602E
1103250685	SFR	00	PURCHASE	Y	6.5	6.5	200850	200302.33	38353	49249	1269.51	360	80	CA	38353	252000	1	4.625	1269.51	NORTH LAS VEGAS	93535	38352	2	BA1602E
1103250677	SFR	00	REFI	Y	6.5	6.5	197600	197241.76	38353	49279	1248.97	360	80	NV	38353	247000	1	4.625	1248.97	LANCASTER	93535	38352	2	BA1602E
1103250658	PUD	00	REFI	Y	6.5	6.5	174000	173924.4	38353	49249	1102.33	360	80	MD	38353	218000	1	4.625	1102.33	NORTH SAINT PAUL	55109	38352	2	BA1602E
1103250641	SFR	00	PURCHASE	Y	6.375	6.375	180750	180411.3	38353	49249	671.5	360	75	CA	38353	21174	1	4.125	671.5	WOODBRIDGE	92392	38352	2	BA1602E
1103250641	SFR	00	PURCHASE	N	6	6	224000	223593.9	38353	49249	1415.83	360	80	CA	38353	280000	1	4.625	1415.83	WOODBRIDGE	92392	38352	2	BA1602E
1103244864	SFR	00	PURCHASE	N	6.5	6.5	148800	148800	38353	49311	980	360	80	MI	38353	210000	1	5.95	980	LIVONIA	48154	38351	8	BA1602E
1103244826	D-PUDS	00	REFI	Y	6.15	6.15	410000	409204.79	38353	49249	2497.84	360	77.36	CA	38353	500000	1	5.15	2497.84	LAWNDALE	90288	38351	8	BA1602E
1103244427	D-PUDS	00	REFI	Y	7.49	7.49	1191612	1191612.82	38353	49279	782.35	360	80	NV	38353	153000	1	5.99	782.35	VIRGINIA BEACH	23453	38365	2	BA1602E
1103244424	SFR	00	REFI	Y	6.125	6.125	288000	287720.08	38353	49279	1749.92	360	80	CA	38353	380000	1	5.99	1749.92	BAYSHORE	11706	38365	2	BA1602E
1103244417	SFR	00	PURCHASE	N	6.64	6.64	135100	134750.51	38353	49279	878.05	360	70	VA	38353	193000	1	5.99	878.05	VIRGINIA BEACH	23462	38366	2	BA1602E
1103244411	SFR	00	PURCHASE	N	6.64	6.64	298000	297539.61	38353	49279	1898.26	360	80	VA	38353	420000	1	5.99	1898.26	SEASIDE	93955	38366	4	BA1602E
1103244402	SFR	00	REFI	Y	6.25	6.25	148000	147859.58	38353	49279	911.26	360	80	IL	38353	185000	1	5.7	911.26	LUNDENHURST	60046	38365	4	BA1602E
1103244399	SFR	00	REFI	Y	5.49	5.49	280000	280994.33	38353	49279	1603.16	360	79.45	CA	38353	31351	1	5.99	1603.16	CANYON COUNTRY	11412	38365	2	BA1602E
1103244352	SFR	00	REFI	Y	5.99	5.99	182000	179892.94	38353	49279	1588.05	360	65	CA	38353	250000	1	5.99	1588.05	SANT ALBANS	89122	38365	2	BA1602E
1103244352	SFR	00	PURCHASE	Y	5.99	5.99	123000	122971.31	38353	49279	736.66	360	65.08	CA	38353	189000	1	5.99	736.66	ROSLAND	93560	38366	2	BA1602E
1103244352	SFR	00	PURCHASE	Y	5.99	5.99	406000	406000	38353	49279	1903.13	360	70	CA	38353	585000	1	3.875	1903.13	BEAUMONT	90706	38366	2	BA1602E
1103244352	SFR	00	PURCHASE	Y	5.99	5.99	141200	141200	38353	49279	892.48	360	80	CA	38353	176500	1	4.625	892.48	AYLETT	23086	38352	2	BA2602E
1103244352	SFR	00	PURCHASE	Y	5.99	5.99	171200	171200	38353	49279	1138.89	360	70	CA	38353	23086	1	5	1138.89	BAKERSFIELD	93314	38352	12	BA2602E
1103244352	SFR	00	PURCHASE	Y	5.99	5.99	36394	36394	38353	49279	1710	360	80	CA	38353	9314	1	5.99	1710	LOS ANGELES	91335	38365	1	BA2602E
1103244352	SFR	00	PURCHASE	Y	6.75	6.75	304000	304000	38353	49279	1793.37	360	70.42	NJ	38353	350000	1	5.99	1793.37	HACKENSACK	07691	38366	16	BA2602E
1103244429	SFR	00	PURCHASE	Y	5.75	5.75	365000	365000	38353	49279	1739.37	360	74.85	NY	38353	485000	1	5.99	1739.37	BROOKLYN	11210	38365	16	BA2602E
1103244411	SFR	00	PURCHASE	Y	5.54	5.54	126400	126400	38353	49279	503.55	360	80	GA	38353	158000	1	5.99	503.55	POWDER SPRINGS	30127	38365	2	BA2602E
1103244411	SFR	00	PURCHASE	Y	6.125	6.125	220000	220000	38353	49279	1336.74	360	80	CO	38353	280000	1	4.25	1336.74	LAS VEGAS	89122	38352	7	BA1602E
1103244411	SFR	00	PURCHASE	Y	6.125	6.125	176000	176000	38353	49279	996.14	360	80	CO	38353	205000	1	4.625	996.14	DENVER	80204	38352	7	BA1602E
1103244392	SFR	00	PURCHASE	N	6.25	6.25	192800	192800	38353	49279	1856.25	360	76.82	CA	38353	243000	1	4.25	1856.25	LENDALE	91214	38352	8	BA1602E
1103244392	SFR	00	PURCHASE	N	6.25	6.25	160700	160700	38353	49279	705.78	360	80	MD	38353	175000	1	6.3	705.78	FALSWOR	20746	38351	7	BA1602E
1103244392	SFR	00	PURCHASE	N	6.3	6.3	196000	196000	38353	49279	594.85	360	79.99	GA	38353	133391	1	5.99	594.85	CONYERS	30012	38365	1	BA1602E
1103244392	SFR	00	PURCHASE	N	6.69	6.69	248000	248000	38353	49279	1237.93	360	80	CA	38353	313000	1	5.99	1237.93	SANTA CLARITA	90688	38365	1	BA1602E
1103244392	SFR	00	PURCHASE	N	6.5	6.5	104500	104500	38353	49279	566.04	360	100	CA	38353	120000	1	3.25	566.04	STONE MOUNTAIN	30088	38362	2	PA1603E
1103244392	SFR	00	PURCHASE	N	5.875	5.875	157500	157500	38353	49311	771.09	360	79.99	FL	38353	225000	1	3.875	771.09	TAMARAC	33321	38362	2	PA1603E
1103244392	SFR	00	PURCHASE	N	6.375	6.375	103500	103500	38353	49311	592.97	360	79.99	FL	38353	130000	1	3.875	592.97	FORT MYERS	33905	38362	2	PA1603E
1103244392	SFR	00	PURCHASE	N	6.375	6.375	201520	201520	38353	49311	1070.58	360	79.99	FL	38353	251990	1	3.875	1070.58	MIRAMAR	33217	38362	2	PA1603E
1103244392	SFR	00	PURCHASE	N	5.25	5.25	133000	133000	38353	49311	581.87	360	61.87	FL	38353	215000	1	3.875	581.87	NORTH PALM BEACH	33408	38352	2	PA1603E
1103244392	SFR	00	PURCHASE	N	4.875	4.875	192500	192500	38353	49311	782.03	360	70	CA	38353	250000	1	3.875	782.03	CARMICHAEL	95608	38352	2	PA1603E
1103244392	SFR	00	REFI	Y	6.875	6.875	136000	136000	38353	49311														

1103505628	SFR	OO	REFI	Y	6.25	260000	278929	36261	49168	1724.01	360	80	GA	38353	350000	1	2.25	1724.01	ATLANTA	38352	30315	PA3802E
1103504647	SFR	CC	PURCHASE	N	5.99	207450	232777.08	38353	49279	1212.19	360	60	IL	38353	210000	1	5.75	1212.19	STREAMWOOD	38352	60107	PA3802E
1103504698	SFR	OO	REFI	Y	5.99	223500	223277.08	38353	49279	1336.56	360	54.51	CA	38353	410000	1	5.89	1336.56	LOS ANGELES	38358	38368	PA3802E
1103519833	D-PUDS	OO	PURCHASE	N	4.875	129000	128682.12	38353	49248	692.68	360	74.13	TX	38353	1775000	1	3.25	692.68	JAMESBURG	38351	78252	PA3802E
1103506490	CONDO	OO	REFI	Y	6.95	237500	232363.53	38353	49248	1940.68	360	95	NV	38353	2950000	1	5.7	1940.68	LAUDERDALE	38363	35309 0000	PA3802E
1103506229	SFR	OO	PURCHASE	N	7.58	177000	116654.95	38353	49198	805.42	360	56.54	CA	38353	1750000	1	6.05	805.42	CORONA	38365	97057	PA3802E
1103504761	SFR	OO	REFI	Y	5.125	210000	212000.00	38353	49310	1200.53	360	56.54	CA	38353	1750000	1	3.875	1200.53	SAN DIMAS	38366	91411	PA3802E
1103504061	SFR	OO	REFI	Y	5.5	260000	262000.00	38353	49310	786.08	360	90	CA	38353	4750000	1	3.875	786.08	SAN BERNARDINO	38368	92725	PA3802E
1103503988	SFR	OO	PURCHASE	N	6.125	194000	194000.00	38353	49248	666.25	360	70	CA	38353	2300000	1	3.875	666.25	CRESTLINE	38363	91765	PA3802E
1103503962	CONDO	OO	PURCHASE	N	5.625	200000	200000.00	38353	49279	993.58	360	80	CA	38353	2500000	1	3.875	993.58	DIAMOND BAR	38363	92701	PA3802E
1103503794	SFR	OO	REFI	Y	5.125	224000	224000.00	38353	49279	1041.67	360	80	CA	38353	2500000	1	3.875	1041.67	SANTA ANA	38368	91765	PA3802E
1103503856	SFR	OO	REFI	Y	5.5	189000	189000.00	38353	49310	883.10	360	70	CA	38353	2300000	1	4.875	883.10	CORONA SPRINGS	38368	91765	PA3802E
1103503952	SFR	OO	REFI	Y	6.125	197500	197500.00	38353	49310	883.10	360	70	CA	38353	2300000	1	3.875	883.10	CHANDLER	38368	91765	PA3802E
1103502952	SFR	OO	REFI	Y	5.25	241500	241500.00	38353	49279	1095.36	360	70	CA	38353	2500000	1	3.875	1095.36	SACRAMENTO	38362	91765	PA3802E
1103502896	SFR	OO	REFI	Y	5.75	300100	300100.00	38353	49279	1407.98	360	68.21	CA	38353	4000000	1	4.5	1407.98	INOCORPARK	38357	91765	PA3802E
1103502824	SFR	OO	PURCHASE	N	6.25	169000	169000.00	38353	49279	1077.08	360	80	CA	38353	2250000	1	3.875	1077.08	WILSON	38369	91765	PA3802E
1103502165	SFR	OO	REFI	Y	6.875	164000	164000.00	38353	49279	886.35	360	57.55	CA	38353	2250000	1	3.875	886.35	ARLETA	38362	91765	PA3802E
1103502521	SFR	OO	REFI	Y	5.25	322000	322000.00	38353	49310	1486.75	360	57.55	CA	38353	4000000	1	5	1486.75	ARLETA	38362	91765	PA3802E
1103503949	D-PUDS	OO	REFI	Y	5.75	259000	259000.00	38353	49279	960.05	360	70	CA	38353	4000000	1	3.875	960.05	ARLETA	38362	91765	PA3802E
1103504234	SFR	OO	REFI	Y	7.24	98000	98000.00	38353	49279	694.05	360	80	AZ	38353	1100000	1	6.25	694.05	MARIPOSA	38351	85209	PA3802E
2903993770	SFR	OO	PURCHASE	N	5.75	272000	272000.00	38353	49279	1041.67	360	70	UT	38353	3600000	1	3.875	1041.67	WEST VALLEY CITY	38351	84278	PA3802E
2903988511	SFR	OO	REFI	Y	5.5	324000	324000.00	38353	49279	1482.25	360	70	VA	38353	4000000	1	3.875	1482.25	WEST VALLEY CITY	38351	84278	PA3802E
1103502662	CONDO	OO	REFI	Y	5.5	175000	175000.00	38353	49310	865.8	360	63.62	CA	38353	2180000	1	4.25	865.8	SUN VALLEY	38351	34119	PA3802E
1103502728	CONDO	OO	PURCHASE	N	6.625	153900	153900.00	38353	49279	1053.92	360	75	CA	38353	2100000	1	3.875	1053.92	SUN VALLEY	38351	34119	PA3802E
1103502862	D-FLOUS	OO	PURCHASE	N	5.75	277500	277500.00	38353	49248	989.48	360	63.74	NC	38353	3600000	1	6.5	989.48	RALEIGH	38351	34119	PA3802E
1103502862	D-FAMILY	OO	PURCHASE	N	5.28	311500	306937.42	38353	49279	1793.11	360	80	CA	38353	4000000	1	3.875	1793.11	WESTMINSTER	38351	34119	PA3802E
1103502862	D-FAMILY	OO	PURCHASE	N	5.625	311500	306937.42	38353	49279	1793.11	360	80	CA	38353	4000000	1	3.875	1793.11	WESTMINSTER	38351	34119	PA3802E
1103502832	D-FLOUS	OO	PURCHASE	N	7.875	150000	283971.82	38353	49279	205.8	360	70	CA	38353	2250000	1	3.875	205.8	PATTERSON	38351	34119	PA3802E
1103503146	SFR	OO	REFI	Y	4.875	150000	150000.00	38353	49279	548.44	360	60	CA	38353	2250000	1	4.25	548.44	SEATTLE	38351	34119	PA3802E
1103502669	SFR	OO	PURCHASE	N	4.875	151000	151000.00	38353	49248	613.44	360	60	CA	38353	2250000	1	3.875	613.44	DESERT HOT SPRINGS	38351	34119	PA3802E
1103504076	D-PUDS	OO	REFI	Y	5.5	224000	224000.00	38353	49248	1026.67	360	60	AZ	38353	3000000	1	3.65	1026.67	SCOTTSDALE	38351	34119	PA3802E
1103504076	D-PUDS	OO	REFI	Y	5.5	224000	224000.00	38353	49248	1026.67	360	60	AZ	38353	3000000	1	3.65	1026.67	SCOTTSDALE	38351	34119	PA3802E
1103503782	SFR	OO	REFI	Y	7.875	169000	169000.00	38353	49279	783.07	360	68.29	FL	38353	1400000	1	3.875	783.07	ESTERO	38351	34119	PA3802E
1103503782	SFR	OO	REFI	Y	7.875	169000	169000.00	38353	49279	783.07	360	68.29	FL	38353	1400000	1	3.875	783.07	ESTERO	38351	34119	PA3802E
1103503193	SFR	OO	PURCHASE	N	6.125	92000	91963.94	38353	49279	526.88	360	80	MO	38353	1150000	1	3.875	526.88	WORTH	38351	34119	PA3802E
1103503193	SFR	OO	PURCHASE	N	6.125	92000	91963.94	38353	49279	526.88	360	80	MO	38353	1150000	1	3.875	526.88	WORTH	38351	34119	PA3802E
1103503126	SFR	OO	PURCHASE	N	5.625	160000	160000.00	38353	49279	918.75	360	70	CA	38353	2200000	1	3.875	918.75	RIALTO	38351	34119	PA3802E
1103503126	SFR	OO	PURCHASE	N	5.625	160000	160000.00	38353	49279	918.75	360	70	CA	38353	2200000	1	3.875	918.75	RIALTO	38351	34119	PA3802E
1103503175	SFR	OO	PURCHASE	N	5.375	148100	148100.00	38353	49310	755.96	360	47.54	CA	38353	2640000	1	3.875	755.96	TULARE	38351	34119	PA3802E
1103503175	SFR	OO	PURCHASE	N	4.975	148100	148100.00	38353	49310	755.96	360	47.54	CA	38353	2640000	1	3.875	755.96	TULARE	38351	34119	PA3802E
1103502868	PUD	OO	REFI	Y	4.75	126000	126000.00	38353	49279	789.05	360	80	AZ	38353	1470000	1	5.125	789.05	MESA	38351	34119	PA3802E
1103502868	PUD	OO	REFI	Y	4.75	126000	126000.00	38353	49279	789.05	360	80	AZ	38353	1470000	1	5.125	789.05	MESA	38351	34119	PA3802E
1103502610	SFR	OO	REFI	Y	5.75	240000	239189.5	38353	49279	1243.83	360	90	FL	38353	3000000	1	3.875	1243.83	SAINT PETERSBURG	38351	34119	PA3802E
1103502610	SFR	OO	REFI	Y	5.75	240000	239189.5	38353	49279	1243.83	360	90	FL	38353	3000000	1	3.875	1243.83	SAINT PETERSBURG	38351	34119	PA3802E
1103502610	SFR	OO	PURCHASE	N	10.25	172000	178132.92	38353	49248	408.81	360	71.75	FL	38353	975000	1	4	408.81	COOPER CITY	38351	34119	PA3802E
1103502610	SFR	OO	PURCHASE	N	10.25	172000	178132.92	38353	49248	408.81	360	71.75	FL	38353	975000	1	4	408.81	COOPER CITY	38351	34119	PA3802E
1103502624	SFR	OO	REFI	Y	5.25	270000	270000.00	38353	49279	581.86	360	90	CA	38353	1900000	1	3.875	581.86	PENSACOLA	38351	34119	PA3802E
1103502624	SFR	OO	REFI	Y	5.25	270000	270000.00	38353	49279	581.86	360	90	CA	38353	1900000	1	3.875	581.86	PENSACOLA	38351	34119	PA3802E
1103502624	SFR	OO	REFI	Y	6.875	120000	120000.00	38353	49279	1546.88	360	90	WA	38353	3000000	1	3.625	1546.88	LOS ANGELES	38351	34119	PA3802E
1103502624	SFR	OO	REFI	Y	6.875	120000	120000.00	38353	49279	1546.88	360	90	WA	38353	3000000	1	3.625	1546.88	LOS ANGELES	38351	34119	PA3802E
1103502728	SFR	OO	REFI																			

110350572	CONDO	NOO	PURCHASE	N	6.125	6.125	76225	76001.59	36292	49218	463.15	360	56.05	GA	38353	136000	1	4.25	463.15	ATLANTA	38353	36228	BA0602E
110350589	SFR	PURCHASE	N	6.5	6.5	62240	65011.31	36292	49218	463.15	360	56.99	TX	38353	170000	1	4.625	437.39	PHOENIX	38353	78217	BA0602E	
110350586	SFR	PURCHASE	N	6.125	6.125	106400	106088.1	36292	49218	646.5	360	60	AZ	38353	153000	1	4.25	646.5	SAN ANTONIO	38353	89022	BA0602E	
110350585	PUD	NOO	PURCHASE	N	6.5	6.5	190000	191651.9	36292	49249	1213.57	360	80	CA	38353	240000	1	4.625	1213.57	REVERSIDE	38353	92509	BA0602E
110350547	SFR	NOO	PURCHASE	N	6.25	6.25	158500	158572.2	36292	49188	1108.29	360	80	CA	38353	225000	1	4.375	1108.29	FIDUCIARY	38353	95048	BA0602E
110350547	SFR	NOO	PURCHASE	N	6.375	6.375	158500	158572.2	36292	49218	988.83	360	79.89	NV	38353	195000	1	4.5	988.83	LAS VEGAS	38353	91916	BA0602E
110350547	SFR	NOO	PURCHASE	N	6.25	6.25	158500	158572.2	36292	49218	1162.18	360	80	CA	38353	240000	1	4.5	1162.18	LAS VEGAS	38353	92509	BA0602E
110350549	SFR	NOO	PURCHASE	N	6.25	6.25	178800	178268.4	36292	49218	1100.94	360	80	WA	38353	210000	1	4.375	1100.94	FRIDAYSVILLE	38353	92740	BA0602E
110350589	PUD	NOO	PURCHASE	N	6.25	6.25	168000	167581.3	36292	49218	1024.9	360	80	WA	38353	210000	1	4.375	1024.9	FRIDAYSVILLE	38353	92740	BA0602E
110350589	PUD	NOO	PURCHASE	N	6.25	6.25	228000	227127.8	36292	49188	1403.84	360	80	NJ	38353	290000	1	4.375	1403.84	CARTERET	38353	97008	BA0602E
110350589	SFR	NOO	PURCHASE	N	6.375	6.375	259000	251962.1	36292	49218	1626.69	360	79.88	MD	38353	370000	1	4.5	1626.69	MOUETRY	38353	10708	BA0602E
110350589	SFR	NOO	PURCHASE	N	6.25	6.25	259000	251962.1	36292	49218	1621.17	360	80	CA	38353	350000	1	4.5	1621.17	WHITTIER	38353	96062	BA0602E
110350589	SFR	NOO	PURCHASE	N	6.25	6.25	119000	118773.6	36292	49249	732.7	360	70	FL	38353	170000	1	2.875	732.7	CLAREMONT	38353	96062	BA0602E
110350589	SFR	NOO	PURCHASE	N	6.49	6.49	131200	131200	36292	49249	828.41	360	80	MD	38353	160000	1	5.49	828.41	BELTSVILLE	38353	96062	BA0602E
110350589	SFR	NOO	PURCHASE	N	5.75	5.75	194000	194078.35	36292	49249	903.49	360	80	NJ	38353	190000	1	5.2	903.49	IRVINGTON	38353	96062	BA0602E
110350448	SFR	NOO	PURCHASE	N	5.99	5.99	316000	315684.02	36292	49218	1892.58	360	80	MD	38353	398000	1	5.99	1892.58	FARMVILLE	38353	96062	BA0602E
110350448	SFR	NOO	PURCHASE	N	6.44	6.44	134300	134300	36292	49218	843.76	360	80	MD	38353	192000	1	6.75	843.76	TIMBLEY PARK	38353	66477	BA0602E
110350448	SFR	NOO	PURCHASE	N	7.385	7.385	324000	323782.12	36292	49218	2275.14	360	80	VA	38353	405000	1	6.75	2275.14	SPRINGFIELD	38353	12190	BA0602E
110350448	SFR	NOO	PURCHASE	N	7.385	7.385	195000	195886.72	36292	49218	1100.94	360	80	VA	38353	270000	1	5.89	1100.94	STATEN ISLAND	38353	10708	BA0602E
110350448	SFR	NOO	PURCHASE	N	6.3	6.3	168000	167668.81	36292	49218	1006.45	360	78.13	NY	38353	215000	1	5.89	1006.45	STATEN ISLAND	38353	10708	BA0602E
110350448	SFR	NOO	PURCHASE	N	4.99	4.99	96000	96000	36292	49218	1026.69	360	80	LA	38353	130000	1	5.89	1026.69	NEW ORLEANS	38353	10708	BA0602E
110350448	SFR	NOO	PURCHASE	N	5.39	5.39	206000	203753.82	36292	49218	1126.3	360	80	CA	38353	251000	1	5.39	1126.3	MORENO VALLEY	38353	96062	BA0602E
110350448	SFR	NOO	PURCHASE	N	5.75	5.75	163000	163440.98	36292	49218	1694.33	360	80	CA	38353	203000	1	5.7	1694.33	EVERGREEN PARK	38353	96062	BA0602E
110350448	SFR	NOO	PURCHASE	N	6.44	6.44	163000	163440.98	36292	49218	1817.17	360	80	CA	38353	203000	1	5.7	1817.17	EVERGREEN PARK	38353	96062	BA0602E
110350448	SFR	NOO	PURCHASE	N	5.44	5.44	270000	269935.46	36292	49218	1862.34	360	80	CA	38353	340000	1	5.89	1862.34	SAN BERNARDINO	38353	96062	BA0602E
110350448	SFR	NOO	PURCHASE	N	5.34	5.34	240000	240751.94	36292	49218	1906.04	360	80	CA	38353	305000	1	5.89	1906.04	LAINVILLE	38353	96062	BA0602E
110350448	SFR	NOO	PURCHASE	N	5.89	5.89	240000	240751.94	36292	49218	1468.68	360	80	CA	38353	305000	1	5.89	1468.68	LOS ANGELES	38353	96062	BA0602E
110350448	SFR	NOO	PURCHASE	N	5.75	5.75	203000	202788.05	36292	49218	1784.68	360	80	CA	38353	245000	1	5.89	1784.68	LOS ANGELES	38353	96062	BA0602E
110350448	SFR	NOO	PURCHASE	N	4.89	4.89	240000	239785.71	36292	49218	1722.29	360	80	CA	38353	300000	1	5.89	1722.29	LOS ANGELES	38353	96062	BA0602E
110350448	SFR	NOO	PURCHASE	N	5.75	5.75	203000	202788.05	36292	49218	1784.68	360	80	CA	38353	245000	1	5.89	1784.68	LOS ANGELES	38353	96062	BA0602E
110350448	SFR	NOO	PURCHASE	N	6.48	6.48	169000	168711.2	36292	49218	1164.65	360	67.56	TX	38353	240000	1	5.89	1164.65	HUNTERVILLE	38353	71358	BA0602E
110350448	SFR	NOO	PURCHASE	N	6.29	6.29	169000	168711.2	36292	49218	1164.65	360	67.56	TX	38353	240000	1	5.89	1164.65	HUNTERVILLE	38353	71358	BA0602E
110350448	SFR	NOO	PURCHASE	N	5.769	5.769	232000	232593.05	36292	49218	1286.75	360	80	GA	38353	240000	1	5.89	1286.75	HAWTHORNE	38353	96062	BA0602E
110350448	SFR	NOO	PURCHASE	N	6.06	6.06	146000	146000	36292	49218	1898.93	360	80	CA	38353	180000	1	5.89	1898.93	FONTANA	38353	96062	BA0602E
110350448	SFR	NOO	PURCHASE	N	6.48	6.48	206000	205793.05	36292	49218	1898.93	360	80	CA	38353	240000	1	5.89	1898.93	FONTANA	38353	96062	BA0602E
110350448	SFR	NOO	PURCHASE	N	6.09	6.09	153000	152769.05	36292	49218	1898.93	360	80	CA	38353	180000	1	5.89	1898.93	FONTANA	38353	96062	BA0602E
110350448	SFR	NOO	PURCHASE	N	6.25	6.25	295200	294619.18	36292	49218	1817.16	360	80	CA	38353	340000	1	5.89	1817.16	MARLBOROUGH	38353	60120	BA0602E
110350448	SFR	NOO	PURCHASE	N	6.25	6.25	295200	294619.18	36292	49218	1817.16	360	80	CA	38353	340000	1	5.89	1817.16	MARLBOROUGH	38353	60120	BA0602E
110350448	SFR	NOO	PURCHASE	N	6.3	6.3	240000	240732.31	36292	49218	1757.88	360	80	CA	38353	270000	1	5.89	1757.88	MARLBOROUGH	38353	60120	BA0602E
110350448	SFR	NOO	PURCHASE	N	6.39	6.39	240000	241465.32	36292	49218	1541.91	360	80	NY	38353	310000	1	5.5	1541.91	STONDALE	38353	11555	BA0602E
110350448	SFR	NOO	PURCHASE	N	6.71	6.71	252000	251765.18	36292	49218	1653.45	360	80	NY	38353	500000	1	5.5	1653.45	STONDALE	38353	11555	BA0602E
110350448	SFR	NOO	PURCHASE	N	6.75	6.75	238000	237121.74	36292	49249	1563.45	360	56.05	FL	38353	187000	1	5.5	1563.45	MARLBOROUGH	38353	47140	BA0602E
110350448	SFR	NOO	PURCHASE	N	5.025	5.025	539000	534127.74	36292	49249	2098.2	360	80	CA	38353	620000	1	5	2098.2	HAWTHORNE	38353	24120	BA0602E
110350448	SFR	NOO	PURCHASE	N	5.75	5.75	171500	171500	36292	49249	2638.72	360	80	CA	38353	710000	1	3.875	2638.72	LOS ANGELES	38353	90019	BA0602E
110350448	SFR	NOO	PURCHASE	N	5.65	5.65	185500	185500	36292	49249	831.77	360	70	CA	38353	245000	1	3.875	831.77	LOS ANGELES	38353	90019	BA0602E
110350448	SFR	NOO	PURCHASE	N	5.65	5.65	185500	185500	36292	49249	1004.79	360	70	CA	38353	245000	1	3.875	1004.79	LOS ANGELES	38353	90019	BA0602E
110350448	SFR	NOO	PURCHASE	N	10.5	10.5	289895	289895	36292	49249	771.09	360	85.8	CA	38353	250000	1	3.875	771.09	LINCASTER	38353	93535	BA0602E
110350448	SFR	NOO	PURCHASE	N	6.25	6.25	170000	170000	36292	49249	2245.93	360	95	NV	38353	290000	1	6.125	2245.93	PALMDALE	38353	88506	BA0602E
110350448	SFR	NOO	PURCHASE	N	5.875	5.875	291900	291900	36292	49249	921.88	360	54.47	CA	38353	325000	1	3.25					

Qry_FileLayout_Generic_xls

1103347099	SFR	OO	REF	Y	5.125	5.125	240000	23971623	38384	49310	1306.77	360	80	CA	38384	300000	1	3.875	1306.77	LOS ANGELES	PA2603E	2	38384
1103350254	GFI	CO	REF	N	5.075	5.075	332560	332161	38353	49279	1966.66	360	63.62	CA	38353	521000	1	3.875	1966.66	STANTON	PA2603E	2	38353
1103350170	SFR	NOO	REF	Y	5.5	5.5	294000	294000	38384	49310	1347.5	360	69.51	CA	38384	423000	1	3.875	1347.5	VENISIDE	PA1407E	1	38384
1103345442	2-FAMILY	NOO	REF	Y	6.24	6.24	189500	186220.8	38353	49279	1193.4	360	78.54	IL	38353	240000	1	5.7	1193.4	WILLIAMSBURG	BAT60E	8	38353
1103345349	SFR	NOO	REF	Y	5.75	5.75	249850	249850	38353	49279	1197.2	360	95	VA	38353	230000	1	3.625	1197.2	LAURELDALE BY THE SE	BAT60E	8	38353
1103345702	SFR	NOO	REF	Y	5.75	5.75	260000	260000	38384	49279	1113.37	360	80	MD	38384	350000	1	3.625	1113.37	CHLTDENHAM	BAT60E	1	38384
1103343702	SFR	NOO	REF	Y	6.68	6.68	200000	200000	38353	49279	1113.33	360	80	FL	38353	113000	1	2.875	1113.33	SAN MARCOS	BAT60E	1	38353
1103341103	SFR	NOO	PURCHASE	Y	6.5	6.5	300000	300000	38322	49248	1449.58	360	94.96	TX	38353	113000	1	2.875	1449.58	SAN RAFAEL	BAT60E	12	38353
1103340019	CONDO	NOO	REF	Y	5.75	5.75	213000	213000	38384	49310	1497.5	360	58.59	CA	38384	94003	1	2.25	1497.5	SAN RAFAEL	BAT60E	12	38384
1103347907	SFR	NOO	PURCHASE	N	4.875	4.875	173000	173000	38384	49279	865.31	360	57.56	CA	38384	370000	1	2.25	865.31	LEWIS	BAT60E	12	38384
1103347904	SFR	NOO	PURCHASE	N	4.875	4.875	210000	210000	38353	49279	853.13	360	43.29	CA	38384	200000	1	2.25	853.13	PETALUMA	BAT60E	12	38384
1103346693	SFR	NOO	REF	Y	5.625	5.625	159000	159000	38353	49279	745.31	360	75	CA	38384	450000	1	2.25	745.31	CHICO	BAT60E	12	38384
1103346689	SFR	NOO	PURCHASE	N	5.5	5.5	60000	60000	38353	49279	868.33	360	75	CA	38384	90000	1	2.25	868.33	CLEARLAKE	BAT60E	2	38384
1103346688	SFR	NOO	PURCHASE	N	5.5	5.5	70300	70300	38353	49279	941.76	360	80	CA	38384	109000	1	2.25	941.76	NORTH HIGHLANDS	BAT60E	2	38384
1103346685	SFR	NOO	PURCHASE	N	5.125	5.125	325000	325000	38353	49310	1544.17	360	65	CA	38384	510000	1	2.25	1544.17	SNATIATOSA	BAT60E	12	38384
1103346682	SFR	NOO	REF	Y	5.25	5.25	295000	295000	38353	49279	1227.61	360	70	CA	38384	350000	1	2.25	1227.61	SACRAMENTO	BAT60E	1	38384
1103346681	CONDO	NOO	REF	Y	5	5	262400	262400	38353	49279	1053.33	360	80	CA	38384	350000	1	2.25	1053.33	WINDSOR	BAT60E	1	38384
1103346234	D-PUDS	NOO	PURCHASE	Y	4.875	4.875	305000	305000	38353	49279	1239.06	360	70.12	CA	38384	450000	1	2.25	1239.06	SAN RAFAEL	BAT60E	1	38384
1103341188	D-PUDS	NOO	PURCHASE	N	6.75	6.75	171000	171000	38353	49248	1170	360	80	NV	38353	265000	1	3.5	1170	LAS VEGAS	BAT60E	7	38353
1103340027	SFR	NOO	REF	Y	6	6	96000	96000	38353	49279	460	360	85	FL	38353	160000	1	2.875	460	TAMPA	BAT60E	8	38353
1103340015	SFR	NOO	REF	Y	4.875	4.875	292500	292500	38353	49279	1182.28	360	80	FL	38353	450000	1	2.875	1182.28	LIVERMORE	BAT60E	8	38353
1103340014	CONDO	NOO	REF	N	4.875	4.875	153600	153600	38353	49279	624	360	85	CA	38353	375000	1	2.25	624	LIVERMORE	BAT60E	12	38353
1103340012	SFR	NOO	PURCHASE	N	5.25	5.25	289600	289600	38353	49279	1248.5	360	80	CA	38353	360000	1	2.25	1248.5	VANDER	BAT60E	12	38353
1103339118	SFR	NOO	PURCHASE	N	5	5	207900	207900	38353	49279	1195.56	360	80	CA	38353	360000	1	2.25	1195.56	VANDER	BAT60E	12	38353
1103339116	SFR	NOO	PURCHASE	N	5.075	5.075	186000	186000	38322	49248	874.71	360	80	MD	38353	235000	1	3	874.71	ANTHOPE	BAT60E	2	38353
1103338922	SFR	NOO	REF	Y	5.125	5.125	105000	105000	38353	49248	671.71	360	70	MD	38353	235000	1	3	671.71	ANTHOPE	BAT60E	2	38353
1103336013	SFR	NOO	PURCHASE	N	6.375	6.375	123500	123500	38353	49248	874.71	360	70	MD	38353	235000	1	3	874.71	ANTHOPE	BAT60E	2	38353
1103334939	SFR	NOO	PURCHASE	N	4.875	4.875	262500	262500	38384	49310	1046.51	360	38	CA	38384	480000	1	2.875	1046.51	WEST VALLEY CITY	BAT60E	1	38384
1103347915	SFR	NOO	REF	N	6.5	6.5	136000	136000	38384	49310	738.77	360	54.96	CA	38384	170500	1	2.25	738.77	VACAVILLE	BAT60E	12	38384
1103347909	SFR	NOO	REF	N	5.375	5.375	140000	140000	38384	49310	793.76	360	79.86	CA	38384	170500	1	2.25	793.76	VACAVILLE	BAT60E	12	38384
2503673200	SFR	NOO	REF	Y	5.975	5.975	311500	311500	38353	49279	1657.5	360	80	FL	38353	400000	1	3.75	1657.5	WINDSOR	BAT60E	8	38353
2503692583	SFR	NOO	PURCHASE	Y	7.75	7.75	140500	140500	38353	49279	775.89	360	79.86	FL	38353	105000	1	3.75	775.89	WINDSOR	BAT60E	8	38353
1103265851	SFR	NOO	PURCHASE	N	6.375	6.375	328000	328000	38353	49279	1046.51	360	70	CA	38384	395000	1	3.75	1046.51	WINDSOR	BAT60E	8	38384
1103265850	SFR	NOO	PURCHASE	N	6.375	6.375	328000	328000	38353	49279	1046.51	360	70	CA	38384	395000	1	3.75	1046.51	WINDSOR	BAT60E	8	38384
1103265849	2-FAMILY	NOO	PURCHASE	N	5.75	5.75	210000	210000	38353	49279	1046.51	360	65.62	TX	38353	290000	1	3.25	1046.51	WINDSOR	BAT60E	2	38353
1103265848	CONDO	NOO	PURCHASE	N	5.625	5.625	120000	120000	38353	49279	1046.51	360	65.62	TX	38353	290000	1	3.25	1046.51	WINDSOR	BAT60E	2	38353
1103261861	SFR	NOO	REF	Y	4.875	4.875	190500	190500	38322	49248	695.7	360	79.99	TX	38353	145000	1	3.25	695.7	DALLAS	BAT60E	2	38353
1103261860	SFR	NOO	REF	Y	4.875	4.875	190500	190500	38322	49248	695.7	360	79.99	TX	38353	145000	1	3.25	695.7	DALLAS	BAT60E	2	38353
1103261859	SFR	NOO	REF	Y	4.875	4.875	190500	190500	38322	49248	695.7	360	79.99	TX	38353	145000	1	3.25	695.7	DALLAS	BAT60E	2	38353
1103261858	SFR	NOO	REF	Y	4.875	4.875	190500	190500	38322	49248	695.7	360	79.99	TX	38353	145000	1	3.25	695.7	DALLAS	BAT60E	2	38353
1103261857	SFR	NOO	REF	Y	4.875	4.875	190500	190500	38322	49248	695.7	360	79.99	TX	38353	145000	1	3.25	695.7	DALLAS	BAT60E	2	38353
1103261856	SFR	NOO	REF	Y	4.875	4.875	190500	190500	38322	49248	695.7	360	79.99	TX	38353	145000	1	3.25	695.7	DALLAS	BAT60E	2	38353
1103261855	SFR	NOO	REF	Y	4.875	4.875	190500	190500	38322	49248	695.7	360	79.99	TX	38353	145000	1	3.25	695.7	DALLAS	BAT60E	2	38353
1103261854	SFR	NOO	REF	Y	4.875	4.875	190500	190500	38322	49248	695.7	360	79.99	TX	38353	145000	1	3.25	695.7	DALLAS	BAT60E	2	38353
1103261853	SFR	NOO	REF	Y	4.875	4.875	190500	190500	38322	49248	695.7	360	79.99	TX	38353	145000	1	3.25	695.7	DALLAS	BAT60E	2	38353
1103261852	SFR	NOO	REF	Y	4.875	4.875	190500	190500	38322	49248	695.7	360	79.99	TX	38353	145000	1	3.25	695.7	DALLAS	BAT60E	2	38353
1103261851	SFR	NOO	REF	Y	4.875	4.875	190500	190500	38322	49248	695.7	360	79.99	TX	38353	145000	1	3.25	695.7	DALLAS	BAT60E	2	38353
1103261850	SFR	NOO	REF	Y	4.875	4.875	190500	190500	38322	49248	695.7	360	79.99	TX	38353	145000	1	3.25	695.7	DALLAS	BAT60E	2	38353
1103261849	SFR	NOO	REF	Y	4.875	4.875	190500	190500	38322	49248	695.7	360	79.99	TX	38353	145000	1	3.25	695.7	DALLAS	BAT60E	2	38353
1103261848	SFR	NOO	REF	Y	4.875	4.875	190500	190500	38322	49248	695.7	360	79.99	TX	38353	145000	1	3.25	695.7	DALLAS	BAT60E	2	38353
1103261847	SFR	NOO</																					

1103316503	SFR	CONDO	OO	PURCHASE	N	6.25	6.25	300000	300000	49279	1604.17	360	80	CA	38353	38353	N	387000	387000	1	3.75	1604.17	LOS ANGELES	90039	36359	2	PA0602E1
1103315713	SFR	CONDO	2ND	PURCHASE	N	5.5	5.5	204750	204750	49279	838.44	360	70	CA	38353	38353	N	292500	292500	1	3.75	838.44	SAN MARCOS	92069	36359	2	PA0602E1
1103315488	SFR	SFR	OO	PURCHASE	N	6.25	6.25	160000	160000	49279	833.33	360	70	CA	38353	38353	N	200000	200000	1	3.875	833.33	LAS VEGAS	89110	36359	2	PA0602E1
1103315174	SFR	CONDO	OO	PURCHASE	N	5.375	6.375	150500	150500	49249	790.53	360	70	CA	38353	38353	N	220000	220000	1	3.2	674.11	NORTH LAS VEGAS	89032	36358	1	PA0602E1
1103317281	SFR	CONDO	OO	PURCHASE	N	5.125	5.125	305150	305150	49310	1390.24	360	70	CA	38353	38353	N	410000	410000	1	3.25	1303.24	CHULA VISTA	91913	36358	2	PA0602E1
1103312352	SFR	CONDO	OO	PURCHASE	N	4.875	5.75	328350	328350	49279	1573.34	360	70	CA	38353	38353	N	310000	310000	1	3.25	1573.34	MORENO VALLEY	92555	36358	2	PA0602E1
1103312244	SFR	CONDO	NOO	REFI	N	6.25	6.25	592000	592000	49279	3330	360	70	CA	38353	38353	N	740000	740000	1	3.5	3330	SAN JOSE	95758	36352	2	PA0602E1
1103317263	SFR	D-PUDS	NOO	PURCHASE	N	4.875	6.25	129500	129500	49279	566.56	360	70	AZ	38384	38384	N	185000	185000	1	3.25	566.56	MESA	95136	36352	2	PA0603E1
1103317209	SFR	D-PUDS	NOO	PURCHASE	N	4.875	6.25	129800	129800	49310	523.25	360	70	AZ	38384	38384	N	186000	186000	1	3.25	523.25	SAHUARITA	85629	36356	1	PA0603E1
1103314653	SFR	D-PUDS	NOO	PURCHASE	N	6.75	6.75	94400	94400	49310	646.25	360	70	AZ	38353	38353	N	160000	160000	1	3.25	646.25	QUEEN CREEK	85242	36352	1	PA0603E1
1103313502	SFR	D-PUDS	NOO	REFI	N	5.5	5.5	273000	273000	49279	1251.25	360	70	AZ	38353	38353	N	390000	390000	1	3.75	1251.25	COHENA	92880	36355	2	PA0603E1
1103309566	SFR	SFR	NOO	REFI	N	5.875	5.875	106500	106500	49249	521.41	360	80	MI	38353	38353	N	120000	120000	1	2.875	521.41	IMPERIAL PARK	92817	36355	2	PA0603E1
1103323744	SFR	SFR	OO	PURCHASE	N	6.875	6.875	192000	192000	49279	644.07	360	80	CA	38353	38353	N	130000	130000	1	3.875	644.07	IMPERIAL	92251	36359	1	PA1402E
1103329854	SFR	SFR	OO	REFI	Y	5.125	5.125	269000	269000	49279	1261.3	360	60	FL	38353	38353	N	240000	240000	1	4	1261.3	HOME STEAD	30030	36352	2	PA1402E
1103329854	SFR	SFR	OO	REFI	Y	5.125	5.125	269000	269000	49279	1261.3	360	60	FL	38353	38353	N	240000	240000	1	4	1261.3	HOME STEAD	30030	36352	2	PA1402E
1103329854	SFR	SFR	OO	REFI	Y	5.125	5.125	269000	269000	49279	1261.3	360	60	FL	38353	38353	N	240000	240000	1	4	1261.3	HOME STEAD	30030	36352	2	PA1402E
1103329854	SFR	SFR	OO	REFI	Y	5.125	5.125	269000	269000	49279	1261.3	360	60	FL	38353	38353	N	240000	240000	1	4	1261.3	HOME STEAD	30030	36352	2	PA1402E
1103329854	SFR	SFR	OO	REFI	Y	5.125	5.125	269000	269000	49279	1261.3	360	60	FL	38353	38353	N	240000	240000	1	4	1261.3	HOME STEAD	30030	36352	2	PA1402E
1103329854	SFR	SFR	OO	REFI	Y	5.125	5.125	269000	269000	49279	1261.3	360	60	FL	38353	38353	N	240000	240000	1	4	1261.3	HOME STEAD	30030	36352	2	PA1402E
1103329854	SFR	SFR	OO	REFI	Y	5.125	5.125	269000	269000	49279	1261.3	360	60	FL	38353	38353	N	240000	240000	1	4	1261.3	HOME STEAD	30030	36352	2	PA1402E
1103329854	SFR	SFR	OO	REFI	Y	5.125	5.125	269000	269000	49279	1261.3	360	60	FL	38353	38353	N	240000	240000	1	4	1261.3	HOME STEAD	30030	36352	2	PA1402E
1103329854	SFR	SFR	OO	REFI	Y	5.125	5.125	269000	269000	49279	1261.3	360	60	FL	38353	38353	N	240000	240000	1	4	1261.3	HOME STEAD	30030	36352	2	PA1402E
1103329854	SFR	SFR	OO	REFI	Y	5.125	5.125	269000	269000	49279	1261.3	360	60	FL	38353	38353	N	240000	240000	1	4	1261.3	HOME STEAD	30030	36352	2	PA1402E
1103329854	SFR	SFR	OO	REFI	Y	5.125	5.125	269000	269000	49279	1261.3	360	60	FL	38353	38353	N	240000	240000	1	4	1261.3	HOME STEAD	30030	36352	2	PA1402E
1103329854	SFR	SFR	OO	REFI	Y	5.125	5.125	269000	269000	49279	1261.3	360	60	FL	38353	38353	N	240000	240000	1	4	1261.3	HOME STEAD	30030	36352	2	PA1402E
1103329854	SFR	SFR	OO	REFI	Y	5.125	5.125	269000	269000	49279	1261.3	360	60	FL	38353	38353	N	240000	240000	1	4	1261.3	HOME STEAD	30030	36352	2	PA1402E
1103329854	SFR	SFR	OO	REFI	Y	5.125	5.125	269000	269000	49279	1261.3	360	60	FL	38353	38353	N	240000	240000	1	4	1261.3	HOME STEAD	30030	36352	2	PA1402E
1103329854	SFR	SFR	OO	REFI	Y	5.125	5.125	269000	269000	49279	1261.3	360	60	FL	38353	38353	N	240000	240000	1	4	1261.3	HOME STEAD	30030	36352	2	PA1402E
1103329854	SFR	SFR	OO	REFI	Y	5.125	5.125	269000	269000	49279	1261.3	360	60	FL	38353	38353	N	240000	240000	1	4	1261.3	HOME STEAD	30030	36352	2	PA1402E
1103329854	SFR	SFR	OO	REFI	Y	5.125	5.125	269000	269000	49279	1261.3	360	60	FL	38353	38353	N	240000	240000	1	4	1261.3	HOME STEAD	30030	36352	2	PA1402E
1103329854	SFR	SFR	OO	REFI	Y	5.125	5.125	269000	269000	49279	1261.3	360	60	FL	38353	38353	N	240000	240000	1	4	1261.3	HOME STEAD	30030	36352	2	PA1402E
1103329854	SFR	SFR	OO	REFI	Y	5.125	5.125	269000	269000	49279	1261.3	360	60	FL	38353	38353	N	240000	240000	1	4	1261.3	HOME STEAD	30030	36352	2	PA1402E
1103329854	SFR	SFR	OO	REFI	Y	5.125	5.125	269000	269000	49279	1261.3	360	60	FL	38353	38353	N	240000	240000	1	4	1261.3	HOME STEAD	30030	36352	2	PA1402E
1103329854	SFR	SFR	OO	REFI	Y	5.125	5.125	269000	269000	49279	1261.3	360	60	FL	38353	38353	N	240000	240000	1	4	1261.3	HOME STEAD	30030	36352	2	PA1402E
1103329854	SFR	SFR	OO	REFI	Y	5.125	5.125	269000	269000	49279	1261.3	360	60	FL	38353	38353	N	240000	240000	1	4	1261.3	HOME STEAD	30030	36352	2	PA1402E
1103329854	SFR	SFR	OO	REFI	Y	5.125	5.125	269000	269000	49279	1261.3	360	60	FL	38353	38353	N	240000	240000	1	4	1261.3	HOME STEAD	30030	36352	2	PA1402E
1103329854	SFR	SFR	OO	REFI	Y	5.125	5.125	269000	269000	49279	1261.3	360	60	FL	38353	38353	N	240000	240000	1	4	1261.3	HOME STEAD	30030	36352	2	PA1402E
1103329854	SFR	SFR	OO	REFI	Y	5.125	5.125	269000	269000	49279	1261.3	360	60	FL	38353	38353	N	240000	240000	1	4	1261.3	HOME STEAD	30030	36352	2	PA1402E
1103329854	SFR	SFR	OO	REFI	Y	5.125	5.125	269000	269000	49279	1261.3	360	60	FL	38353	38353	N	240000	240000	1	4	1261.3	HOME STEAD	30030	36352	2	PA1402E
1103329854	SFR	SFR	OO	REFI	Y	5.125	5.125	269000	269000	49279	1261.3	360	60	FL	38353	38353	N	240000	240000	1	4	1261.3	HOME STEAD	30030	36352	2	PA1402E
1103329854	SFR	SFR	OO	REFI	Y	5.125	5.125	269000	269000	49279	1261.3	360	60	FL	38353	38353	N	240000	240000	1	4	1261.3	HOME STEAD	30030	36352	2	PA1402E
1103329854	SFR	SFR	OO	REFI	Y	5.125	5.125	269000	269000	49279	1261.3	360	60	FL	38353	38353	N	240000	240000	1	4	1261.3	HOME STEAD	30030	36352	2	PA1402E
1103329854	SFR	SFR	OO	REFI	Y	5.125	5.125	269000	269000	49279	1261.3	360	60	FL	38353	38353	N	240000	240000	1	4	1261.3	HOME STEAD	30030	36352	2	PA1402E
1103329854	SFR	SFR	OO	REFI	Y	5.125	5.125	269000	269000	49279	1261.3	360	60	FL	38353	38353	N	240000	240000	1	4						

1103344347	SFR	Y	5.99	315000	314685.82	38353	49279	1886.56	360	89.48	CA	38353	N	352000	1	5.99	1886.56	MORENO VALLEY	95559	BA0402E	2	36365
1103344339	SFR	Y	6.94	200250	201632.44	38353	49279	1335.78	360	94.84	IL	38353	N	213000	1	5.99	1335.78	HOUSTON VALLEY	95559	BA0402E	7	38065
1103344324	SFR	Y	7.19	200250	204086.75	38353	49279	1365.04	360	95	MD	38353	N	213000	1	5.99	1365.04	WEST CHICAGO	95559	BA0402E	7	38065
1103344276	SFR	Y	6.85	130000	129790.24	38353	49249	851.94	360	100	GA	38353	N	130000	1	6.45	851.94	DECATUR	95559	BA0402E	16	38065
1103344280	SFR	Y	6.44	313000	317295.21	38353	49249	1969.18	360	95	CT	38353	N	330000	1	5.89	1969.18	NEWINGTON	95559	BA0402E	16	38065
1103344245	SFR	Y	8.115	126300	126133.86	38353	49249	936.89	360	94.97	NM	38353	N	130000	1	5.99	936.89	ALBUQUERQUE	95559	BA0402E	1	38065
1103344656	SFR	Y	7.625	49000	484864.53	38353	49249	246.82	360	89.95	MI	38353	N	56000	1	3	246.82	LANSING	95559	BA0402E	1	38065
1103344650	SFR	Y	4.875	200000	199707.16	38353	49279	1058.42	360	46.14	CA	38353	N	435000	1	2.25	1058.42	SANTA ROSA	95559	BA0402E	12	38065
1103345865	SFR	Y	6.65	150000	149868.3	38353	49279	962.99	360	75	GA	38353	N	250000	1	4.95	962.99	ARTISTSVILLE	95559	BA0402E	8	38065
1103345820	SFR	Y	5.4	282400	281768.65	38353	49279	1585.76	360	80	OH	38353	N	353000	1	5.2	1585.76	CATHERSVILLE	95559	BA0402E	8	38065
1103344716	SFR	Y	5.965	166000	165833.63	38353	49279	991.52	360	62.64	MO	38353	N	265000	1	3.75	991.52	DEWEY	95559	BA0402E	2	38065
1103344782	SFR	Y	6	192000	192000	38353	49310	960	360	60	CO	38353	N	242000	1	3.75	960	HEAVY	95559	BA0402E	2	38065
1103344753	CONDO	N	5.125	237250	237250	38353	49310	1013.26	360	65	CA	38353	N	370000	1	3.875	1013.26	SAN DIEGO	95559	BA0402E	2	38065
1103343324	2-FAMILY	N	5.125	250000	250000	38353	49279	1103.16	360	70	CA	38353	N	370000	1	3.75	1103.16	SACRAMENTO	95559	BA0402E	2	38065
1103343152	SFR	Y	5.875	160000	160000	38353	49249	881.25	360	80	CA	38353	N	225000	1	3.25	881.25	DELHI	95559	BA0402E	2	38065
1103343155	SFR	Y	5.5	60000	60000	38353	49249	295.17	360	70	IL	38353	N	92000	1	3.25	295.17	CHICAGO	95559	BA0402E	2	38065
1103343051	2-FAMILY	N	5.625	295000	295000	38353	49249	1382.81	360	74.69	MI	38353	N	394966	1	3.25	1382.81	LYNN	95559	BA0402E	2	38065
1103340448	CONDO	N	5.625	130200	130200	38353	49310	556.06	360	70	WA	38353	N	186000	1	3.25	556.06	EVERETT	95559	BA0402E	2	38065
1103340077	SFR	Y	5.5	259000	259000	38353	49310	1167.08	360	70	UT	38353	N	370000	1	3.25	1167.08	WEST JORDAN	95559	BA0402E	2	38065
1103340064	D-PUDS	N	7.75	152900	152900	38353	49310	997.48	360	80	CA	38353	N	170000	1	3.25	997.48	WILSON	95559	BA0402E	2	38065
1103339691	SFR	Y	5.375	109330	104930	38353	49249	1600	360	80	CA	38353	N	150000	1	3.25	1600	HANFORD	95559	BA0402E	2	38065
1103339677	CONDO	N	5.875	202000	202000	38353	49249	1470	360	80	CA	38353	N	400000	1	3.25	1470	MONTROSE	95559	BA0402E	2	38065
1103339643	CONDO	N	5.25	168000	168000	38353	49249	826.88	360	80	CA	38353	N	250000	1	3.25	826.88	ANAHEIM	95559	BA0402E	2	38065
110333962	SFR	Y	5.25	168000	168000	38353	49249	826.88	360	80	CA	38353	N	250000	1	3.25	826.88	ANAHEIM	95559	BA0402E	2	38065
1103339440	D-PUDS	N	6.625	304000	304000	38353	49310	1678.33	360	80	CA	38353	N	285000	1	3.25	1678.33	FRESBURG	95559	BA0402E	2	38065
1103339383	SFR	Y	5	84000	84000	38353	49310	385	360	80	CA	38353	N	380000	1	3.25	385	INDIANAPOLIS	95559	BA0402E	2	38065
1103338972	PUD	Y	5	87500	87500	38353	49310	364.58	360	70	IN	38353	N	170000	1	3.25	364.58	INDIANAPOLIS	95559	BA0402E	2	38065
1103338979	SFR	Y	5.25	154000	154000	38353	49310	679.86	360	70	OH	38353	N	170000	1	3.25	679.86	MEDFORD	95559	BA0402E	2	38065
1103338556	SFR	Y	6.5	249000	249000	38353	49310	1327.08	360	70	AZ	38353	N	250000	1	3.5	1327.08	SAN BERNARDINO	95559	BA0402E	2	38065
1103338162	D-PUDS	N	4.875	115500	115500	38353	49310	463.22	360	70	CA	38353	N	350000	1	3.75	463.22	MESA	95559	BA0402E	2	38065
1103337319	SFR	Y	5.375	268000	268000	38353	49310	721.75	360	80	CA	38353	N	195000	1	3.25	721.75	IRVINE	95559	BA0402E	2	38065
1103337200	SFR	Y	5.25	217000	217000	38353	49310	943.37	360	80	CA	38353	N	210000	1	3.25	943.37	MIDWILISTO	95559	BA0402E	2	38065
1103336862	SFR	Y	5.375	146600	146600	38353	49310	647.66	360	80	CA	38353	N	160000	1	3.25	647.66	MIRAMonte	95559	BA0402E	2	38065
1103336534	SFR	Y	5.75	315000	315000	38353	49310	1273.65	360	70	FL	38353	N	210000	1	3.25	1273.65	MIAMI	95559	BA0402E	2	38065
1103335853	SFR	Y	5.75	179430	179430	38353	49310	684.96	360	70	FL	38353	N	170000	1	3.25	684.96	MIAMI	95559	BA0402E	2	38065
1103335389	SFR	Y	5.25	231000	231000	38353	49310	1010.62	360	70	FL	38353	N	450000	1	3.25	1010.62	WINTERWOOD	95559	BA0402E	2	38065
1103335203	CONDO	N	6.075	165500	165500	38353	49310	749.75	360	80	CA	38353	N	250000	1	3.25	749.75	HUNTSVILLE	95559	BA0402E	2	38065
1103334908	CONDO	N	5.125	105000	105000	38353	49310	487.15	360	80	CA	38353	N	150000	1	3.75	487.15	HUNTSVILLE	95559	BA0402E	2	38065
1103334405	SFR	Y	5.375	352000	352000	38353	49310	1467.05	360	70	CA	38353	N	270000	1	3.75	1467.05	HUNTSVILLE	95559	BA0402E	2	38065
1103334405	SFR	Y	5.375	352000	352000	38353	49310	1467.05	360	70	CA	38353	N	270000	1	3.75	1467.05	HUNTSVILLE	95559	BA0402E	2	38065
1103334405	SFR	Y	5.375	352000	352000	38353	49310	1467.05	360	70	CA	38353	N	270000	1	3.75	1467.05	HUNTSVILLE	95559	BA0402E	2	38065
1103334405	SFR	Y	5.375	352000	352000	38353	49310	1467.05	360	70	CA	38353	N	270000	1	3.75	1467.05	HUNTSVILLE	95559	BA0402E	2	38065
1103334405	SFR	Y	5.375	352000	352000	38353	49310	1467.05	360	70	CA	38353	N	270000	1	3.75	1467.05	HUNTSVILLE	95559	BA0402E	2	38065
1103334405	SFR	Y	5.375	352000	352000	38353	49310	1467.05	360	70	CA	38353	N	270000	1	3.75	1467.05	HUNTSVILLE	95559	BA0402E	2	38065
1103334405	SFR	Y	5.375	352000	352000	38353	49310	1467.05	360	70	CA	38353	N	270000	1	3.75	1467.05	HUNTSVILLE	95559	BA0402E	2	38065
1103334405	SFR	Y	5.375	352000	352000	38353	49310	1467.05	360	70	CA	38353	N	270000	1	3.75	1467.05	HUNTSVILLE	95559	BA0402E	2	38065
1103334405	SFR	Y	5.375	352000	352000	38353	49310	1467.05	360	70	CA	38353	N	270000	1	3.75	1467.05	HUNTSVILLE	95559	BA0402E	2	38065
1103334405	SFR	Y	5.375	352000	352000	38353	49310	1467.05	360	70	CA	38353	N	270000	1	3.75	1467.05	HUNTSVILLE	95559	BA0402E	2	38065
1103334405	SFR	Y	5.375	352000	352000	38353	49310	1467.05	360	70	CA	38353	N	270000	1	3.75	1467.05	HUNTSVILLE	95559	BA0402E	2	38065
1103334405	SFR	Y	5.375	352000	352000	38353	49310	1467.05	360	70	CA	38353	N	270000	1	3.75	1467.05	HUNTSVILLE	95559	BA0402E	2	38065
1103334405	SFR	Y	5.375	352000	352000	38353	49310	1467.05	360	70	CA	38353	N	270000	1	3.75	1467.05	HUNTSVILLE	95559	BA0402E	2	38065
1103334405	SFR	Y	5.375	352000	352000	38353	49310	1467.05	360													

NOO	REF	Y	5.375	198900	38384	49310	890.46	360	70	CA	38384	N	284000	1	3.75	890.46 COMPTON	PA04021	38383
OO	PURCHASE	Y	5.375	198900	38384	49310	454.64	360	80	FL	38384	N	145000	2	3.75	454.64 PORT RICHEY <td>PA04021</td> <td>38384</td>	PA04021	38384
OO	PURCHASE	Y	5.375	198900	38384	49310	1351.25	360	80	CA	38384	N	350000	2	3.75	1351.25 ONTARIO <td>PA04021</td> <td>38384</td>	PA04021	38384
OO	PURCHASE	Y	5.375	198900	38384	49310	367.5	360	68.86	FL	38383	N	120000	1	3.25	367.5 NEW SWYRNA BEACH <td>PA04021</td> <td>38383</td>	PA04021	38383
OO	PURCHASE	Y	5.375	198900	38384	49310	1140.42	360	70	WA	38383	N	181000	1	3.25	1140.42 LAS VEGAS <td>PA04021</td> <td>38383</td>	PA04021	38383
OO	PURCHASE	Y	5.375	198900	38384	49310	618.42	360	70	CA	38384	N	170000	1	3.25	618.42 REDMOND <td>PA04021</td> <td>38384</td>	PA04021	38384
OO	PURCHASE	Y	5.375	198900	38384	49310	1046.5	360	70	CA	38384	N	181000	1	3.25	1046.5 PLACENTIA <td>PA04021</td> <td>38384</td>	PA04021	38384
OO	PURCHASE	Y	5.375	198900	38384	49310	978.77	360	80	CA	38384	N	175000	1	3.25	978.77 VICTORVILLE <td>PA04021</td> <td>38384</td>	PA04021	38384
OO	PURCHASE	Y	5.375	198900	38384	49310	821.17	360	80	CA	38384	N	189500	1	3.25	821.17 APPLE VALLEY <td>PA04021</td> <td>38384</td>	PA04021	38384
OO	PURCHASE	Y	5.375	198900	38384	49310	1067	360	80	CA	38384	N	295000	1	3.5	1067 MERCED <td>PA04021</td> <td>38384</td>	PA04021	38384
OO	PURCHASE	Y	5.375	198900	38384	49310	1156.3	360	80	CA	38384	N	300000	1	3.75	1156.3 MISSION VIEJO <td>PA04021</td> <td>38384</td>	PA04021	38384
OO	PURCHASE	Y	5.375	198900	38384	49310	1437.5	360	70	CA	38384	N	370000	1	3.875	1437.5 SANTA ANA <td>PA04021</td> <td>38384</td>	PA04021	38384
OO	PURCHASE	Y	5.375	198900	38384	49310	1338.31	360	80	CA	38384	N	437000	1	3.25	1338.31 BURBANK <td>PA04021</td> <td>38384</td>	PA04021	38384
OO	PURCHASE	Y	5.375	198900	38384	49310	900	360	80	CA	38384	N	220000	1	3.625	900 PARKER <td>PA04021</td> <td>38384</td>	PA04021	38384
OO	PURCHASE	Y	5.375	198900	38384	49310	654.06	360	39.27	GA	38383	N	410000	1	3.5	654.06 MARIETTA <td>PA04021</td> <td>38383</td>	PA04021	38383
OO	PURCHASE	Y	5.375	198900	38384	49310	1473.33	360	80	VA	38383	N	340000	1	3.5	1473.33 WOODBRIDGE <td>PA04021</td> <td>38383</td>	PA04021	38383
OO	PURCHASE	Y	5.375	198900	38384	49310	1678.74	360	80	CA	38383	N	400000	1	3.5	1678.74 SANTA ANA <td>PA04021</td> <td>38383</td>	PA04021	38383
OO	PURCHASE	Y	5.375	198900	38384	49310	1208.33	360	80	CA	38383	N	290000	1	3.258	1208.33 COMPTON <td>PA04021</td> <td>38383</td>	PA04021	38383
OO	PURCHASE	Y	5.375	198900	38384	49310	1298.54	360	80	CA	38384	N	290000	1	3.75	1298.54 LYNNWOOD <td>PA04021</td> <td>38384</td>	PA04021	38384
OO	PURCHASE	Y	5.375	198900	38384	49310	1239.58	360	73.05	CA	38384	N	360000	1	3.375	1239.58 LOS ANGELES <td>PA04021</td> <td>38384</td>	PA04021	38384
OO	PURCHASE	Y	5.375	198900	38384	49310	634.01	360	70	CA	38384	N	189500	1	3.25	634.01 ATLETT <td>PA04021</td> <td>38384</td>	PA04021	38384
OO	PURCHASE	Y	5.375	198900	38384	49310	992.83	360	70	VA	38384	N	201500	1	3.25	992.83 BURKE <td>PA04021</td> <td>38384</td>	PA04021	38384
OO	PURCHASE	Y	5.375	198900	38384	49310	1419.53	360	75	CA	38383	N	405000	1	3.25	1419.53 OAKLAND <td>PA04021</td> <td>38383</td>	PA04021	38383
OO	PURCHASE	Y	5.375	198900	38384	49310	1023.46	360	70	CA	38384	N	319000	1	3.75	1023.46 COMPTON <td>PA04021</td> <td>38384</td>	PA04021	38384
OO	PURCHASE	Y	5.375	198900	38384	49310	469.58	360	70	GA	38383	N	170000	1	3.75	469.58 ATLANTA <td>PA04021</td> <td>38383</td>	PA04021	38383
OO	PURCHASE	Y	5.375	198900	38384	49310	962.5	360	80	CA	38383	N	307000	1	3.75	962.5 POMONA <td>PA04021</td> <td>38383</td>	PA04021	38383
OO	PURCHASE	Y	5.375	198900	38384	49310	1028	360	80	CA	38384	N	410000	1	5.75	1028 SAN JACINTO <td>PA04021</td> <td>38384</td>	PA04021	38384
OO	PURCHASE	Y	5.375	198900	38384	49310	1615	360	80	CA	38384	N	410000	1	3.75	1615 SAN DIEGO <td>PA04021</td> <td>38384</td>	PA04021	38384
OO	PURCHASE	Y	5.375	198900	38384	49310	772.92	360	80	CA	38384	N	188000	1	3.5	772.92 GLENDALE <td>PA04021</td> <td>38384</td>	PA04021	38384
OO	PURCHASE	Y	5.375	198900	38384	49310	448.44	360	80	OR	38383	N	150000	1	3.25	448.44 COOS BAY <td>PA04021</td> <td>38383</td>	PA04021	38383
OO	PURCHASE	Y	5.375	198900	38384	49310	614.54	360	70	WI	38383	N	172000	1	3.25	614.54 HUDSON <td>PA04021</td> <td>38383</td>	PA04021	38383
OO	PURCHASE	Y	5.375	198900	38384	49310	972.71	360	70	VA	38383	N	296000	1	3.25	972.71 FARMAX <td>PA04021</td> <td>38383</td>	PA04021	38383
OO	PURCHASE	Y	5.375	198900	38384	49310	501.56	360	70	MI	38383	N	163000	1	3.5	501.56 SHELBY TOWNSHIP <td>PA04021</td> <td>38383</td>	PA04021	38383
OO	PURCHASE	Y	5.375	198900	38384	49310	758.33	360	80	MI	38383	N	190000	1	3.25	758.33 LAS VEGAS <td>PA04021</td> <td>38383</td>	PA04021	38383
OO	PURCHASE	Y	5.375	198900	38384	49310	370.87	360	69.99	WA	38383	N	150000	1	3.25	370.87 SPOKANE <td>PA04021</td> <td>38383</td>	PA04021	38383
OO	PURCHASE	Y	5.375	198900	38384	49310	1554.42	360	80	CA	38383	N	410000	1	3.75	1554.42 FONTANA <td>PA04021</td> <td>38383</td>	PA04021	38383
OO	PURCHASE	Y	5.375	198900	38384	49310	1776.67	360	80	CA	38383	N	450000	1	3.75	1776.67 BUENA PARK <td>PA04021</td> <td>38383</td>	PA04021	38383
OO	PURCHASE	Y	5.375	198900	38384	49310	687.92	360	79.09	FL	38383	N	170000	1	3.75	687.92 PALM COAST <td>PA04021</td> <td>38383</td>	PA04021	38383
OO	PURCHASE	Y	5.375	198900	38384	49310	1059.67	360	80	FL	38383	N	289000	1	3.25	1059.67 LAUDERHILL <td>PA04021</td> <td>38383</td>	PA04021	38383
OO	PURCHASE	Y	5.375	198900	38384	49310	670.31	360	35.87	CA	38384	N	460000	1	3.25	670.31 SAN DIEGO <td>PA04021</td> <td>38384</td>	PA04021	38384
OO	PURCHASE	Y	5.375	198900	38384	49310	1413.79	360	80	CA	38384	N	365000	1	3.25	1413.79 NORTH DARTMOUTH <td>PA04021</td> <td>38384</td>	PA04021	38384
OO	PURCHASE	Y	5.375	198900	38384	49310	1598.06	360	80	CA	38384	N	365000	1	3.375	1598.06 PATERSON <td>PA04021</td> <td>38384</td>	PA04021	38384
OO	PURCHASE	Y	5.375	198900	38384	49310	603.13	360	70	AZ	38383	N	172500	1	3.25	603.13 GLENDALE <td>PA04021</td> <td>38383</td>	PA04021	38383
OO	PURCHASE	Y	5.375	198900	38384	49310	1270.78	360	79.89	CA	38383	N	355000	1	3.25	1270.78 MORENO VALLEY <td>PA04021</td> <td>38383</td>	PA04021	38383
OO	PURCHASE	Y	5.375	198900	38384	49310	956.67	360	80	CA	38384	N	345000	1	3.25	956.67 MORENO VALLEY <td>PA04021</td> <td>38384</td>	PA04021	38384
OO	PURCHASE	Y	5.375	198900	38384	49310	1537	360	79.99	CA	38384	N	345000	1	3.25	1537 SAN DIEGO <td>PA04021</td> <td>38384</td>	PA04021	38384
OO	PURCHASE	Y	5.375	198900	38384	49310	1283.61	360	80	CA	38383	N	230000	1	3	1283.61 MORTWEST <td>PA04021</td> <td>38383</td>	PA04021	38383
OO	PURCHASE	Y	5.375	198900	38384	49310	1512.5	360	79.71	TX	38383	N	414000	1	3.25	1512.5 KENNESAW <td>PA04021</td> <td>38383</td>	PA04021	38383
OO	PURCHASE	Y	5.375	198900	38384	49310	708.5	360	80	TX	38383	N	218000	1	3.25	708.5 CHENLEY <td>PA04021</td> <td>38383</td>	PA04021	38383
OO	PURCHASE	Y	5.375	198900	38384	49310	682.5	360	80	TX	38383	N	246000	1	3.25	682.5 WASHINGTON <td>PA04021</td> <td>38383</td>	PA04021	38383
OO	PURCHASE	Y	5.375	198900	38384	49310	689.7	360	80	AZ	38383	N	153000	1	3.25	689.7 GLENDALE <td>PA04021</td> <td>38383</td>	PA04021	38383
OO	PURCHASE	Y	5.375	198900	38384	49310	464.75	360	80	AZ	38383	N	143000	1	3	464.75 HOUSTON <td>PA04021</td> <td>38383</td>	PA04021	38383
OO	PURCHASE	Y	5.375	198900	38384	49310	945	360	80	UT	38383	N	275000	1	3.75	945 SALT LAKE CITY <td>PA04021</td> <td>38383</td>	PA04021	38383
OO	PURCHASE	Y	5.375	198900	38384	49310	835.03	360	68.45	CA	38384	N	305000	1	3.75	835.03 SANTA ANA <td>PA04021</td> <td>38384</td>	PA04021	38384
OO	PURCHASE	Y	5.375	198900	38384	49310	1666.41	360	75	CA	38383	N	395000	1	3.75	1666.41 ALLAHURA <td>PA04021</td> <td>38383</td>	PA04021	38383
OO	PURCHASE	Y	5.375	198900	38384	49310	1492.97	360	75	CA	38383	N	404000	1	3.5	1492.97 RANCHO CUCAMONGA <td>PA04021</td> <td>38383</td>	PA04021	38383
OO	PURCHASE	Y	5.375	198900	38384	49310	704.69	360	67.35	CA	38383	N	245000	1	3.25	704.69 FOUNTAIN <td>PA04021</td> <td>38383</td>	PA04021	38383
OO	PURCHASE	Y	5.375	198900	38384	49310	906.18	360	70	VA	38384	N	265000	1	3.25	906.18 FOUNTAIN <td>PA04021</td> <td>38384</td>	PA04021	38384
OO	PURCHASE	Y	5.375	198900	38384	49310	882.29	360	70	VA	38384	N	278000	1	3.25	882.29 FOUNTAIN <td>PA04021</td> <td>38384</td>	PA04021	38384
OO	PURCHASE	Y	5.375	198900	38384	49310	1165.21	360	80	VA	38383	N	340000	1	4.625	1165.21 COMPTON <td>PA04021</td> <td>38383</td>	PA04021	38383
OO	PURCHASE	Y	5.375	198900	38384	49310	986.63	360	80	VA	38383	N	195000	1	4.625	986.63 FREDERICKSBURG <td>PA04021</td> <td>38383</td>	PA04021	38383
OO	PURCHASE	Y	5.375	198900	38384	49310	623.59	360	75	VA	38383	N	160000	1	4.125	623.59 FREDERICKSBURG <td>PA04021</td> <td>38383</td>	PA04021	38383
OO	PURCHASE	Y	5.375	198900	38384	49310	1510.87	360	80	MD	38383	N	315000	1	4.125	1510.87 SILVER SPRING <td>PA04021</td> <td>38383</td>	PA04021	38383

1103340587	PUD	00	PURCHASE	N	7.15	7.15	155200	38353	49279	924.73	368	80	MD	38353	194000	1	6.4	924.73	ABERDEEN	PA16002E1	38353	21001
1103340596	SFR	00	PURCHASE	N	6.125	6.125	132050	38384	49310	674.01	360	95	GA	38353	193900	1	3.25	674.01	ROSWELL	PA16002E1	38353	30179
1103340634	SFR	00	PURCHASE	N	5.875	5.875	200000	38353	49279	979.17	360	72.2	GA	38353	197008	1	3.25	979.17	ROSWELL	PA16002E1	38353	30075
1103340634	SFR	00	PURCHASE	N	5.875	5.875	200000	38384	49310	966.44	360	79.98	GA	38353	198112	1	3.25	966.44	DOUGLASVILLE	PA16002E1	38353	30135
1103340634	SFR	00	PURCHASE	N	6.75	6.75	164700	38384	49310	926.44	360	69	GA	38353	203800	1	3.25	926.44	COMMERCE	PA16002E1	38353	30135
2503092206	PUD	00	PURCHASE	N	6.25	6.25	191900	38384	49310	1181.56	360	79.97	FL	38353	203000	1	3.5	1181.56	MIAMI	PA16002E1	38353	30178
1103250108	PUD	00	PURCHASE	N	6.875	6.875	249750	38384	49310	1430.86	360	80	FL	38353	213000	1	3.875	1430.86	LAS VEGAS	PA16002E1	38353	89131
1103251264	PUD	2ND	PURCHASE	N	6.375	6.375	154492	38322	49249	820.74	360	80	FL	38353	193000	1	3.875	820.74	CAP CORRAL	PA16002E1	38353	33993
1103291812	SFR	00	PURCHASE	N	7.875	7.875	299600	38353	49279	2146.21	360	80	CA	38353	390000	1	3.875	2146.21	HEMET	PA16002E1	38353	92545
1103272565	PUD	2-FAMILY	PURCHASE	N	6.125	6.125	184000	38322	49249	1118	360	80	CA	38353	230000	1	3.875	1118	RIVERSIDE	PA16002E1	38353	92505
1103200979	D-PUDS	00	PURCHASE	N	5.875	5.875	302400	38322	49249	1480.5	360	76	OR	38353	430000	1	3.875	1480.5	HERNDON	PA16002E1	38353	92505
1103295177	SFR	00	REFI	Y	6	6	152000	38322	49249	760	360	76	OR	38353	200000	1	3.875	760	FORTY FORT	PA16002E1	38353	92718
1103295177	SFR	00	REFI	Y	9.49	9.49	102498.46	38353	49279	861.97	360	76	OR	38353	114000	1	5.875	861.97	FORTY FORT	PA16002E1	38353	92718
1103327261	SFR	00	PURCHASE	N	6.625	6.625	228000	38353	49279	1453.91	360	80	MA	38353	310000	1	3.875	1453.91	SOUTH YARMOUTH	PA16002E1	38353	92664
1103327177	SFR	00	REFI	Y	5.375	5.375	230000	38384	49310	1030.21	360	80	MA	38353	690000	1	3.875	1030.21	IRVING	PA16002E1	38353	92612
1103326148	SFR	00	PURCHASE	N	5.875	5.875	156800	38384	49310	767.67	360	70	CA	38353	250000	1	3.875	767.67	HENDERSON	PA16002E1	38353	89014
1103312287	SFR	00	PURCHASE	N	5	5	182000	38384	49310	758.33	360	70	CA	38353	265000	1	3.875	758.33	SACHAMENTO	PA16002E1	38353	89823
1103339508	SFR	00	REFI	Y	6	6	211400	38384	49310	1057	360	70	CA	38353	302000	1	3.875	1057	SACHAMENTO	PA16002E1	38353	89827
1103325921	SFR	00	PURCHASE	N	6.375	6.375	244684	38353	49279	1289.88	360	95	CA	38353	390000	1	3.875	1289.88	NAPLES	PA16002E1	38353	34117
1103321940	SFR	00	PURCHASE	N	6.625	6.625	196900	38353	49279	1082.08	360	80	CA	38353	245000	1	6.375	1082.08	MODESTO	PA16002E1	38353	95350
1103325430	SFR	2-FAMILY	PURCHASE	N	6.29	6.29	280500	38322	49249	1734.39	360	85	CA	38353	350000	1	5.99	1734.39	LOS ANGELES	PA16002E1	38353	90011
1103353149	SFR	00	REFI	Y	9.5	9.5	29900	38322	49249	243.85	360	20	CO	38353	145000	1	0	243.85	LAFAVETTE	PA16002E1	38353	80026
1103353119	SFR	00	PURCHASE	N	10	10	49350	38261	49188	433.08	360	15	NJ	38353	350000	1	0	433.08	HEMPSTEAD	PA16002E1	38353	11550
1103353109	SFR	2-FAMILY	PURCHASE	N	8.5	8.5	102980	38261	49188	249.9	360	25	NJ	38353	130000	1	0	249.9	TRENTON	PA16002E1	38353	10618
1103353105	SFR	2-FAMILY	PURCHASE	N	10	10	40170	38260	49126	352.52	360	25	NJ	38353	405000	1	0	352.52	SPRINGFIELD GARDENS	PA16002E1	38353	10618
1103353091	SFR	2-FAMILY	PURCHASE	N	9.5	9.5	36425	38260	49126	306.28	360	10	NV	38353	360000	1	0	306.28	BROOKLYN	PA16002E1	38353	11454
1103353066	SFR	2-FAMILY	PURCHASE	N	9.875	9.875	52050	38108	49005	462.4	360	15	NY	38353	350000	1	0	462.4	HOLLIS	PA16002E1	38353	11423
1103353066	SFR	4-FAMILY	PURCHASE	N	9	9	161250	38108	49005	1297.45	360	25	NY	38353	640000	1	0	1297.45	BROOKLYN	PA16002E1	38353	11268
1103353049	SFR	2-FAMILY	PURCHASE	N	9.25	9.25	135000	38169	49096	1110.61	360	25	NY	38353	500000	1	0	1110.61	EAST ELMHURST	PA16002E1	38353	11369
1103353027	SFR	2-FAMILY	PURCHASE	N	7.99	7.99	42248	38200	49126	309.71	360	20	TX	38353	218000	1	0	309.71	FRISCO	PA16002E1	38353	11369
1103353014	SFR	3-FAMILY	PURCHASE	N	9.5	9.5	125000	38200	49126	1051.07	360	25	TX	38353	500000	1	0	1051.07	OXFORD PARK	PA16002E1	38353	79034
1103440804	SFR	00	REFI	Y	5.875	5.875	120500	38384	49310	648.7	360	77.95	FL	38353	170000	1	3.875	648.7	FLORHAM PARK	PA16002E1	38353	11417
1103440804	SFR	00	REFI	Y	5.75	5.75	109500	38384	49310	1008.65	360	80	FL	38353	200000	1	3.875	1008.65	KISSIMMEE	PA16002E1	38353	34758-3682
1103440636	SFR	00	PURCHASE	N	5.875	5.875	210900	38384	49310	891.04	360	80	NV	38353	400000	1	3.875	891.04	KISSIMMEE	PA16002E1	38353	91706
1103440636	SFR	00	PURCHASE	N	5.875	5.875	280000	38384	49310	1604.17	360	80	CA	38353	280000	1	3.875	1604.17	LAS VEGAS	PA16002E1	38353	91706
1103358971	SFR	00	PURCHASE	N	6.25	6.25	250000	38384	49310	1302.08	360	80	CA	38353	350000	1	3.875	1302.08	LAS VEGAS	PA16002E1	38353	92276
1103346796	SFR	00	REFI	Y	6.75	6.75	140000	38353	49279	1811.25	360	80	CA	38353	390000	1	6	1811.25	BERLIN	PA16002E1	38353	92276
1103440475	SFR	00	PURCHASE	N	5.94	5.94	172400	38353	49279	1051.38	360	85	VA	38353	390000	1	5.75	1051.38	GARDEN	PA16002E1	38353	90247
2503095981	CONDO	00	PURCHASE	N	6.875	6.875	165000	38312	49341	945.31	360	75	VA	38353	220000	1	3.875	945.31	FREDERICKSBURG	PA16002E1	38353	22401
1103214050	D-PUDS	00	PURCHASE	N	7	7	128950	38200	49126	851.92	360	80	FL	38353	151000	1	3	851.92	GLONDALE	PA16002E1	38353	85901
1102624422	SFR	00	PURCHASE	N	6	6	287920	38353	49279	1726.23	360	80	MD	38353	360000	1	3.5	1726.23	SILVER SPRING	PA16002E1	38353	20902
1102624681	SFR	00	REFI	Y	4.95	4.95	91000	38353	49279	485.73	360	70	FL	38353	193000	1	3.5	485.73	MILANEE	PA16002E1	38353	85901
1103274461	SFR	2ND	PURCHASE	N	6.625	6.625	164700	38322	49249	1054.59	360	90	CA	38353	183000	1	3.5	1054.59	KISSIMMEE	PA16002E1	38353	31147
1103274461	SFR	2ND	PURCHASE	N	6.75	6.75	74700	38322	49249	68.58	360	90	CA	38353	183000	1	3.5	68.58	SAN BERNARDINO	PA16002E1	38353	34746
1103291716	CONDO	00	REFI	Y	6.25	6.25	110000	38322	49249	997.1	360	80	TX	38353	160000	1	3.875	997.1	SOUTH PAINE ISLAND	PA16002E1	38353	76537
1103263102	2-FAMILY	00	PURCHASE	N	7.125	7.125	146000	38353	49279	709.85	360	80	IL	38353	180000	1	3.5	709.85	CHICAGO	PA16002E1	38353	97107
1103261810	SFR	00	PURCHASE	N	5.875	5.875	200000	38384	49310	1000	360	80	IL	38353	250000	1	3.625	1000	LAS VEGAS	PA16002E1	38353	66612
1103292864	SFR	00	REFI	Y	6	6	304900	38384	49310	1385.63	360	80	AZ	38353	430000	1	3.875	1385.63	PEORIA	PA16002E1	38353	89147
1103294770	D-PUDS	00	REFI	Y	5.5	5.5	276000	38353	49279	1236.25	360	80	AZ	38353	350000	1	3.5	1236.25	STAFFORD	PA16002E1	38353	89147
1103294770	D-PUDS	00	REFI	Y	5.75	5.75	276000	38353	49279	937.62	360	80	NJ	38353	350000	1	3.5	937.62	NEWARK	PA16002E1	38353	89147
1103102178	2-FAMILY	00	PURCHASE	N	7.125	7.125	139200	38353	49249	913.77	360	80	TX	38353	180000	1	3.5	913.77	MC KINNEY	PA16002E1	38353	22554
1103294942	D-PUDS	00	PURCHASE	N	6.625	6.625	1															

Qty_FileLayout_Generic_xls_

1103263180	SFR	00	PURCHASE	N	6.25	5,625	94,990.93	38,553	492,79	585.99	360	80	MO	38,584	12,000	1	3,875	585.99	JONESBURG	PA1030D
1103295590	SFR	00	PURCHASE	N	5,625	16,400	18,380.29	38,553	492,79	1,059.21	360	80	CT	38,553	2,500	1	3,25	1,059.21	POMFRET	PA0402E
110321302	SFR	00	PURCHASE	N	9,625	16,625	16,625.00	38,584	492,79	1,413.11	360	95	NM	38,553	17,500	1	9,375	1,413.11	SANTA FE	EA2603E
110318106	CONDO	NOO	PURCHASE	N	6.99	7,000	9,625.00	38,584	492,79	465.24	360	75.69	IL	38,584	10,100	1	3,25	465.24	CHICAGO	PA0402E
110311649	SFR	00	PURCHASE	N	4.99	19,600	19,574.06	38,553	492,79	1,050.97	360	70	MD	38,553	29,000	1	3,25	1,050.97	CHEVERLY	PA0402E
110316605	SFR	00	PURCHASE	N	5,625	29,500	29,089.44	38,553	492,79	1,672.28	360	70	IL	38,553	41,500	1	3,25	1,672.28	WHEATON	PA0402E
110310402	SFR	00	PURCHASE	N	5.25	17,520	17,504.98	38,553	492,79	967.74	360	79.99	OR	38,553	21,950	1	3,875	967.74	BEND	PA0402E
110309096	SFR	00	REF	N	4.99	12,400	12,350.71	38,553	492,79	664.19	360	77.99	DE	38,553	18,100	1	3,875	664.19	CLAYTON	PA0402E
110309587	SFR	00	PURCHASE	N	4.99	12,700	12,657.71	38,553	492,79	739.39	360	70	IL	38,553	19,100	1	3,875	739.39	BURBANK	PA0402E
110304716	SFR	00	REF	Y	5,625	20,000	20,957.06	38,522	492,49	1,726.97	360	80	CA	38,553	37,500	1	3,875	1,726.97	LONG BEACH	PA0402E
110303766	SFR	00	PURCHASE	N	6	19,400	19,400.00	38,553	492,49	807	360	70	CA	38,553	28,000	1	4	807	MIAMI	PA0402E
110311823	SFR	2ND	PURCHASE	N	7.25	15,200	15,200.00	38,553	492,79	913.5	360	90	CA	38,553	28,000	1	3.5	913.5	EDGEWATER	EA1602E
110312931	SFR	00	PURCHASE	N	6.75	19,200	19,200.00	38,584	493,10	1,308.6	360	80	UT	38,584	16,800	1	3,875	1,308.6	PARK CITY	EA2603E
110327479	SFR	00	REF	Y	7.99	14,725	14,715.00	38,584	493,10	10,794.44	360	95	IL	38,584	24,900	1	3,25	10,794.44	CHICAGO	PA0402E
110338930	SFR	00	PURCHASE	N	5.99	14,960	14,945.00	38,584	493,10	895.97	360	80	FL	38,584	16,700	1	3.5	895.97	HALLANDALE	PA0402E
110334429	SFR	NOO	PURCHASE	N	7	12,800	12,789.58	38,553	492,79	851.59	360	80	FL	38,553	33,000	1	3.75	851.59	EDWARDSVILLE	PA0402E
110330540	SFR	NOO	PURCHASE	N	5.25	15,950	15,950.00	38,553	492,79	1,573.23	360	70	CA	38,553	20,900	1	3.25	1,573.23	LA GRANGE	PA0402E
110329662	SFR	00	PURCHASE	N	5,975	18,000	17,963.97	38,521	492,79	874.71	360	80	IL	38,553	24,000	1	3,25	874.71	FRESNO	PA0402E
110321925	SFR	00	REF	Y	5.99	18,000	17,963.97	38,521	492,79	886.18	360	80	CA	38,553	14,500	1	3,25	886.18	EARLHART	PA0402E
110323248	D-PLDS	00	REF	Y	5.64	23,000	23,909.2	38,521	492,79	1,109.2	360	67.42	CA	38,553	32,000	1	5.99	1,109.2	RIVERSIDE	PA0402E
110324523	D-PLDS	00	PURCHASE	N	6.125	21,000	21,700.00	38,584	493,10	1,278.3	360	70	CA	38,584	37,000	1	5.875	1,278.3	RIVERSIDE	EA1602E
110334381	D-PLDS	00	REF	Y	5,975	26,100	26,100.00	38,584	493,10	1,122	360	68.8	CA	38,553	30,700	1	3.5	1,122	SACRAMENTO	EA1602E
110334372	SFR	00	PURCHASE	N	6.375	21,200	21,100.00	38,584	493,10	553.8	360	70	CA	38,584	19,500	1	3.25	553.8	BAKERSFIELD	EA1602E
110331219	SFR	NOO	PURCHASE	N	6.125	10,650	10,650.00	38,584	493,10	16,148.4	360	75	CA	38,584	39,000	1	3.75	16,148.4	ARLETA	EA1602E
110331218	SFR	NOO	PURCHASE	N	6,625	29,500	29,500.00	38,584	493,10	1,028.12	360	70	CA	38,584	30,000	1	3.25	1,028.12	CATHEDRAL CITY	EA1602E
110324657	SFR	00	PURCHASE	N	5,975	21,000	21,000.00	38,584	493,10	570.36	360	25	NY	38,553	29,000	1	0	570.36	FAR ROCKAWAY	EA1602E
110325265	SFR	00	PURCHASE	N	8.75	7,250	7,251.37	38,521	492,79	1,061.86	360	24.7	NY	38,553	49,000	1	0	1,061.86	FLOUSHING	EA1602E
110325265	SFR	00	PURCHASE	N	10.5	12,100	12,072.08	38,200	492,79	644.89	360	15	NY	38,553	11,208	1	0	644.89	BROOKLYN	EA1602E
110325265	SFR	00	REF	Y	10.5	7,050	7,028.19	38,200	492,79	2,308.08	360	20	IN	38,553	12,500	1	0	2,308.08	HOLLISBURG	EA1602E
110325265	SFR	00	REF	Y	11	29,000	29,935.87	38,211	490,96	459.41	360	15	NY	38,553	39,000	1	0	459.41	ROSELVELT	EA1602E
110325265	SFR	00	PURCHASE	N	8.75	6,950	6,950.00	38,200	492,79	518.83	360	20	NY	38,553	39,000	1	0	518.83	WOODHAVEN	EA1602E
110325265	SFR	00	PURCHASE	N	9.75	8,800	8,880.45	38,211	490,96	762.93	360	24.98	NJ	38,553	11,621	1	0	762.93	MORRISTOWN	EA1602E
110325265	SFR	00	REF	Y	11	4,650	4,630.7	38,169	490,96	442.83	360	28.19	NC	38,553	16,500	1	0	442.83	NORTH FORT WALTERS	EA1602E
110325265	SFR	00	REF	Y	6.375	5.5	17,964.81	37,226	490,96	1,068.19	360	80	CT	38,553	23,600	1	3,375	1,068.19	DEEP RIVER	EA1602E
110325265	SFR	00	REF	Y	6.5	5,720	5,719.07	38,553	492,79	3,362.6	360	80	HI	38,553	68,500	1	2.75	3,362.6	MAKAWA	EA1602E
110325265	SFR	00	REF	Y	7.25	19,000	19,000.00	38,584	493,10	1,351.53	360	75.1	CA	38,553	25,500	1	2.75	1,351.53	COMPTON	EA1602E
110325265	SFR	00	PURCHASE	N	6.5	6.5	16,950	38,553	492,79	899.65	360	95	FL	38,553	17,500	1	2.875	899.65	POMPANO BEACH	EA1602E
110325265	SFR	NOO	PURCHASE	N	6.5	6.5	11,210	38,553	492,79	607.21	360	95	NC	38,553	11,500	1	2.875	607.21	HALEIGH	EA1602E
110325265	SFR	NOO	REF	Y	6.5	6.5	22,750	38,584	493,10	1,198.44	360	95	CA	38,553	29,500	1	2.25	1,198.44	LODI	EA1602E
110325265	SFR	NOO	PURCHASE	N	6.5	6.5	9,710	38,553	492,79	525.96	360	89.39	FL	38,553	10,900	1	2.875	525.96	JACKSONVILLE	EA1602E
110325265	SFR	NOO	PURCHASE	N	6.5	6.5	7,950	38,553	492,79	406.52	360	95	FL	38,553	7,900	1	2.25	406.52	NORTH FORT WALTERS	EA1602E
110325265	SFR	NOO	PURCHASE	N	6.5	6.5	23,200	38,522	492,49	1,274	360	70	HI	38,553	39,000	1	3.25	1,274	KEAUAU	EA1602E
110325265	SFR	NOO	PURCHASE	N	6.5	6.5	26,800	38,522	492,49	1,635.94	360	80	NV	38,553	35,500	1	3.25	1,635.94	WASICUS	EA1602E
110325265	SFR	NOO	PURCHASE	N	6.5	6.5	10,650	38,553	492,79	573.35	360	70.89	AZ	38,553	13,400	1	3.875	573.35	SUNRISE	EA1602E
110325265	SFR	NOO	PURCHASE	N	6.5	6.5	16,800	38,553	492,79	871	360	80	WA	38,594	20,100	1	3.875	871	BONNET LAKE	EA1602E
110325265	SFR	NOO	PURCHASE	N	6.5	6.5	12,700	38,553	492,79	766.07	360	80	TX	38,553	15,100	1	3.875	766.07	COLUMBIA	EA1602E
110325265	SFR	NOO	PURCHASE	N	6.5	6.5	21,944	38,553	492,79	1,142.61	360	80	TX	38,553	27,500	1	3.875	1,142.61	MURPHY	EA1602E
110325265	SFR	NOO	PURCHASE	N	6.5	6.5	14,900	38,553	492,79	811.36	360	80	CA	38,553	18,800	1	3.875	811.36	TALLAHASSEE	EA1602E
110325265	SFR	NOO	PURCHASE	N	7.125	23,548	23,548.00	38,584	493,10	1,377.69	360	90	CA	38,553	32,306	1	6.075	1,377.69	SACRAMENTO	EA1602E
110325265	SFR	NOO	REF	Y	6.09	20,000	20,160.24	38,553	492,79	1,222.81	360	89.77	IL	38,553	22,500	1	6.75	1,222.81	NORTPLAKE	EA1602E
110325265	SFR	NOO	REF	Y	6.29	29,500	29,500.00	38,522	492,49	1,538.43	360	63.6	CA	38,553	36,000	1	6.75	1,538.43	ANTELOPE	EA1602E
110325265	SFR	NOO	REF	Y	6.14	19,500	19,490.11	38,553	492,79	897.75	360	82.5	CA	38,553	25,843	1	6.75	897.75	ANTELOPE	EA1602E
110325265	SFR	NOO	REF	Y	6.29	29,500	29,500.00	38,522	492,49	1,395	360	90	CA	38,553	36,000	1	6.75	1,395	BAKERSFIELD	EA1602E
110325265	SFR	NOO	REF	Y	6.09	28,500	28,500.00	38,553	492,79	1,671.14	360	90	CA	38,553	36,000	1	6.75	1,671.14	GRANITE BAY	EA1602E
110325265	SFR	NOO	REF	Y	7.49	21,000	21,000.00	38,553	492,79	1,346.2	360	90	CA	38,553	24,000	1	6.75	1,346.2	BURNSBORO	EA1602E
110325265	SFR	NOO	REF	Y	7.36	24,375	24,375.00													

MIcS	MIcS	SALES PRICE	OTHER FIN	SUBORD	CLTV	PRI-CREDIT SCORE	DEBT RATIO	PREPAY OPTION	Simple Interest	FinAdjDtr	LIFE CAP	InitialCap	BaseCap	FLOOR	LPM/Prms	RATE ADJ	NEXT	FOREIGN NAT	Payment Table	LOAN TYPE	CRED/DUAL
0	0	215,000.00	220,000.00	0.00	90.00	648	49.01 NO-PREPAY	0.00 2YR-STANDARD	N		0.00	0.00	0.00	0.00	0.00			N	BALLOON	A	EXPRESS2
0	0	238,671.00	190,313.00	0.00	69.77	650	0.00 3YR-MODIFIED	0.00 2YR-MODIFIED	N		0.00	0.00	0.00	0.00	0.00			N	FIXEDRATE	A	EXPRESS2
0	0	200,630.00	0.00	40,150.00	99.99	695	43.85 NO-PREPAY	0.00 NO-PREPAY	N	10/1/07	12,250	3,000	1,000	3,875	0.00		10/1/07	N	FIXEDRATE	A	EXPRESS2
0	0	675,322.00	0.00	0.00	70.43	688	26.65 NO-PREPAY	44.27 1YR-STANDARD	N		0.00	0.00	0.00	0.00	0.00			N	BALLOON	A+	EXPRESS2
0	0	212,000.00	169,600.00	0.00	80.00	755	26.10 1YR-MODIFIED	1.00 NO-PREPAY	N		0.00	0.00	0.00	0.00	0.00			N	FIXEDRATE	A	EXPRESS2
0	0	140,000.00	0.00	0.00	80.00	680	0.00 2YR-MODIFIED	0.00 2YR-MODIFIED	N		0.00	0.00	0.00	0.00	0.00			N	FIXEDRATE	A	EXPRESS2
30	30	185,900.00	0.00	0.00	35.72	657	31.53 3YR-MODIFIED	38.93 NO-PREPAY	N		0.00	0.00	0.00	0.00	0.00			N	FIXEDRATE	A	EXPRESS2
0	0	95,000.00	0.00	0.00	90.00	641	38.93 NO-PREPAY	49.96 NO-PREPAY	N		11,250	1,000	1,000	3,250	1.52		2/1/05	N	BALLOON	A	SERIES1
0	0	316,492.00	213,900.00	47,450.00	94.98	680	36.02 NO-PREPAY	1.00 6MO-STANDARD	N		0.00	0.00	0.00	0.00	0.00			N	BALLOON	A	EXPRESS2
0	0	305,000.00	155,903.00	0.00	100.00	651	42.03 NO-PREPAY	1.00 NO-PREPAY	N	10/1/06	11,250	3,000	1,000	3,875	0.00		10/1/06	N	ARM-INTONLY	A	EXPRESS5
0	0	525,074.00	0.00	105,000.00	100.00	660	34.10 NO-PREPAY	36.18 NO-PREPAY	N	11/1/09	13,500	3,000	1,000	3,750	0.68		11/1/09	N	ARM	A	EXPRESS1
22	22	142,025.00	0.00	0.00	74.25	558	44.71 1YR-STANDARD	44.87 NO-PREPAY	N		0.00	0.00	0.00	0.00	0.00			N	FIXEDRATE	A	EXPRESS5
35	35	178,000.00	0.00	0.00	100.00	708	48.87 NO-PREPAY	38.66 NO-PREPAY	N	6/1/06	13,750	3,000	1,000	3,000	0.00		6/1/06	N	ARM	A	EXPRESS1
0	0	244,990.00	195,550.00	0.00	80.00	650	45.93 3YR-MODIFIED	39.52 5YR-STANDARD	N		0.00	0.00	0.00	0.00	0.81			N	BALLOON	A	SERIES3+
0	0	860,536.00	0.00	172,100.00	90.00	677	27.03 2YR-STANDARD	41.90 NO-PREPAY	N	11/1/09	11,000	1,000	1,000	3,000	0.00		11/1/09	N	ARM-INTONLY	A	SERIES1
0	0	0.00	0.00	0.00	70.00	642	34.67 3YR-MODIFIED	30.47 NO-PREPAY	N	5/1/05	11,000	1,000	1,000	3,000	0.00		5/1/05	N	ARM-INTONLY	A	EXPRESS2
0	0	235,715.00	0.00	47,100.00	90.00	719	48.28 NO-PREPAY	48.28 NO-PREPAY	N	11/1/09	11,625	3,000	1,000	3,500	0.00		11/1/09	N	ARM	A	SERIES5
0	0	136,636.00	0.00	27,327.00	90.00	652	40.32 5YR-STANDARD	20.02 NO-PREPAY	N	8/1/06	12,250	3,000	1,000	3,875	0.00		8/1/06	N	BALLOON	A	SERIES1
0	0	322,108.00	400,000.00	0.00	100.00	662	35.72 5YR-MODIFIED	45.30 1YR-STANDARD	N		0.00	0.00	0.00	0.00	0.00			N	ARM-INTONLY	A	SERIES5
22	22	172,368.00	0.00	25,850.00	94.98	642	48.89 NO-PREPAY	48.89 NO-PREPAY	N	11/1/09	11,125	3,000	1,000	3,250	0.00		11/1/09	N	ARM-INTONLY	A	SERIES5
0	0	354,145.00	0.00	0.00	78.24	778	20.02 NO-PREPAY	27.88 NO-PREPAY	N	11/1/09	11,750	3,000	1,000	3,875	0.00		11/1/09	N	ARM	A	SERIES1
0	0	193,658.00	0.00	38,700.00	89.67	663	44.01 NO-PREPAY	35.72 5YR-MODIFIED	N	11/1/07	12,000	3,000	1,000	3,250	0.00		11/1/07	N	ARM-INTONLY	A	EXPRESS1
22	22	315,550.00	0.00	0.00	89.69	740	31.00 3YR-MODIFIED	41.00 NO-PREPAY	N		0.00	0.00	0.00	0.00	0.00			N	FIXEDRATE	A	ADAPT2
12	12	0.00	0.00	0.00	82.06	628	45.30 1YR-STANDARD	43.67 5YR-MODIFIED	N		0.00	0.00	0.00	0.00	0.00			N	BALLOON	A	SERIES5
0	0	0.00	0.00	0.00	47.41	762	31.00 3YR-MODIFIED	41.98 NO-PREPAY	N		0.00	0.00	0.00	0.00	0.00			N	FIXEDRATE	A	EXPRESS2
0	0	223,000.00	178,400.00	0.00	99.98	655	48.89 NO-PREPAY	48.89 NO-PREPAY	N	11/1/06	11,250	3,000	1,000	3,875	1.07		11/1/06	N	ARM-INTONLY	A	EXPRESS1
30	30	0.00	0.00	0.00	70.00	729	42.79 NO-PREPAY	42.79 NO-PREPAY	N		0.00	0.00	0.00	0.00	0.00			N	FIXEDRATE	A	SERIES1
0	0	299,000.00	0.00	0.00	100.00	650	1.00 3YR-STANDARD	1.00 3YR-STANDARD	N	11/1/06	11,250	3,000	1,000	3,875	0.00		11/1/06	N	ARM-INTONLY	A	EXPRESS1
0	0	871,952.00	0.00	0.00	76.25	740	42.79 NO-PREPAY	42.79 NO-PREPAY	N		0.00	0.00	0.00	0.00	0.00			N	FIXEDRATE	A	SERIES5
0	0	0.00	0.00	50,250.00	95.00	669	37.50 3YR-MODIFIED	35.98 5YR-MODIFIED	N		0.00	0.00	0.00	0.00	0.00			N	FIXEDRATE	A	ADAPT1
0	0	0.00	0.00	0.00	67.27	759	46.58 1YR-STANDARD	30.00 3YR-STANDARD	N		0.00	0.00	0.00	0.00	0.00			N	FIXEDRATE	A	SERIES5
0	0	209,000.00	0.00	0.00	80.00	746	30.00 3YR-MODIFIED	43.30 2YR-STANDARD	N		0.00	0.00	0.00	0.00	0.00			N	FIXEDRATE	A	EXPRESS1
30	30	0.00	0.00	0.00	94.73	648	43.30 2YR-STANDARD	43.30 2YR-STANDARD	N		13,375	3,000	1,000	3,875	1.01		11/1/06	N	ARM	A	EXPRESS1
0	0	267,000.00	0.00	0.00	85.00	677	0.00 2YR-SPECIAL	0.00 2YR-SPECIAL	N	10/1/06	13,875	3,000	1,000	3,750	1.76		10/1/06	N	ARM	A	EXPRESS2
30	30	104,900.00	0.00	0.00	95.00	639	43.30 2YR-STANDARD	1.00 NO-PREPAY	N	12/1/06	14,625	3,000	1,000	3,875	1.01		12/1/06	N	ARM	A	EXPRESS2
0	0	145,000.00	0.00	0.00	90.00	646	1.00 NO-PREPAY	1.00 3YR-MODIFIED	N	8/1/06	13,875	3,000	1,000	3,875	0.00		8/1/06	N	ARM	A	EXPRESS5
0	0	172,000.00	0.00	0.00	71.88	551	43.67 5YR-MODIFIED	41.98 NO-PREPAY	N		0.00	0.00	0.00	0.00	0.00			N	FIXEDRATE	A	SERIES5
0	0	119,350.00	0.00	0.00	79.98	736	41.98 NO-PREPAY	41.98 NO-PREPAY	N	11/1/07	11,875	3,000	1,000	3,250	0.00		11/1/07	N	ARM-INTONLY	A	SERIES5
0	0	332,516.00	0.00	66,500.00	100.00	759	46.81 2YR-STANDARD	40.42 NO-PREPAY	N		0.00	0.00	0.00	0.00	0.00			N	BALLOON	A	SERIES1
0	0	319,438.00	182,400.00	0.00	100.00	662	48.87 NO-PREPAY	48.87 NO-PREPAY	N	11/1/09	11,500	3,000	1,000	3,875	0.00		11/1/09	N	ARM-INTONLY	A	EXPRESS1
0	0	515,000.00	412,000.00	0.00	84.53	660	32.84 1YR-STANDARD	44.15 2YR-STANDARD	N		0.00	0.00	0.00	0.00	0.00			N	BALLOON	A	ADAPT3
22	22	398,000.00	318,400.00	0.00	88.88	613	0.00 5YR-MODIFIED	0.00 5YR-MODIFIED	N		0.00	0.00	0.00	0.00	0.00			N	FIXEDRATE	A	ADAPT1
0	0	0.00	0.00	0.00	80.00	762	1.00 2YR-STANDARD	1.00 2YR-STANDARD	N		0.00	0.00	0.00	0.00	0.00			N	FIXEDRATE	A	ADAPT1
22	22	93,000.00	0.00	0.00	73.52	517	1.00 5YR-MODIFIED	1.00 5YR-MODIFIED	N		0.00	0.00	0.00	0.00	0.00			N	FIXEDRATE	A	EXPRESS6
0	0	0.00	0.00	0.00	90.00	710	1.00 5YR-MODIFIED	1.00 5YR-MODIFIED	N		0.00	0.00	0.00	0.00	0.00			N	FIXEDRATE	A	EXPRESS1
30	30	487,394.00	0.00	0.00	95.00	687	44.87 NO-PREPAY	44.87 NO-PREPAY	N		0.00	0.00	0.00	0.00	0.00			N	FIXEDRATE	A	EXPRESS1
0	0	134,300.00	0.00	0.00	90.00	688	51.38 NO-PREPAY	51.38 NO-PREPAY	N		12,500	1,000	1,000	4,250	0.00		1/1/05	N	ARM	A	EXPRESS4
0	0	378,000.00	0.00	55,892.00	94.70	688	48.87 NO-PREPAY	48.87 NO-PREPAY	N		0.00	0.00	0.00	0.00	0.00			N	FIXEDRATE	A	ADAPT2
0	0	599,000.00	0.00	0.00	80.00	599	29.20 NO-PREPAY	29.20 NO-PREPAY	N	1/1/05	11,375	3,000	1,000	3,500	0.00		1/1/05	N	ARM-INTONLY	A	EXPRESS1
0	0	0.00	0.00	0.00	80.00	639	48.87 NO-PREPAY	48.87 NO-PREPAY	N		0.00	0.00	0.00	0.00	0.00			N	FIXEDRATE	A	ADAPT2
0	0	170,000.00	136,000.00	0.00	54.54	639	27.86 NO-PREPAY	27.86 NO-PREPAY	N	11/1/06	11,875	3,000	1,000	3,250	0.33		11/1/06	N	ARM-INTONLY	A	SERIES5
22	22	384,990.00	0.00	73,302.00	100.00	621	10.00 2YR-STANDARD	10.00 2YR-STANDARD	N		0.00	0.00	0.00	0.00	0.00			N	ARM	A	EXPRESS1
0	0	0.00	0.00	0.00	90.00	768	47.31 NO-PREPAY	47.31 NO-PREPAY	N	9/1/06	13,750	3,000	1,000	6,750	1.01		9/1/06	N	ARM	A	EXPRESS1
30	30	98,500.00	0.00	0.00	95.00	764	39.22 NO-PREPAY	39.22 NO-PREPAY	N	8/1/07	11,375	3,000	1,000	3,500	0.00		8/1/07	N	ARM	A	EXPRESS1
0	0	0.00	0.00	75,000.00	80.44	686	39.22 NO-PREPAY	39.22 NO-PREPAY	N	11/1/09	11,375	3,000	1,000	3,500	0.00		11/1/09				

0	209,000.00	0.00	41,800.00	100.00	668	45.29 2YR-STANDARD	N	11/106	12,250	3,000	1,000	3,875	0.00	11/106	ARM-INTONLY	SERIES1
0	0.00	0.00	0.00	79.93	600	28.92 2YR-MODIFIED	N	10/106	11,250	3,000	1,000	4,250	0.00	11/106	ARM	SERIES3
0	394,000.00	0.00	0.00	80.00	681	44.08 1YR-STANDARD	N	12/106	11,750	3,000	1,000	5,500	0.00	12/106	ARM-INTONLY	SERIES5
30	0.00	0.00	0.00	90.00	674	0.00 5YR-STANDARD	N	12/106	0.000	0.000	0.000	0.000	0.00	12/106	FIXEDRATE	EXPRESS2
0	0.00	0.00	0.00	71.28	656	44.92 3YR-MODIFIED	N	12/109	12,750	3,000	1,000	3,875	0.00	12/109	ARM-INTONLY	SERIES1
0	285,000.00	0.00	42,750.00	95.00	680	38.52 3YR-MODIFIED	N	11/106	11,500	3,000	1,000	4,250	0.00	11/106	ARM	SERIES3
0	0.00	0.00	0.00	70.00	601	32.53 NO-PREPAY	N	11/106	12,375	3,000	1,000	3,875	0.00	11/106	ARM-INTONLY	EXPRESS2
0	0.00	0.00	0.00	75.85	653	37.12 2YR-STANDARD	N	11/106	12,250	3,000	1,000	3,250	0.00	11/106	ARM-INTONLY	EXPRESS2
0	0.00	0.00	0.00	80.00	789	0.00 2YR-SPECIAL	N	11/107	12,750	3,000	1,000	3,875	0.00	11/107	ARM-INTONLY	EXPRESS2
0	137,000.00	0.00	73,500.00	80.00	665	1.00 2YR-STANDARD	N	11/109	11,500	3,000	1,000	3,875	0.00	11/109	ARM-INTONLY	SERIES1
0	735,000.00	0.00	147,000.00	90.00	652	29.00 5YR-MODIFIED	N	11/109	11,375	3,000	1,000	3,875	0.00	11/109	FIXEDRATE	EXPRESS5
0	0.00	0.00	0.00	80.00	624	1.00 NO-PREPAY	N	11/106	0.000	0.000	0.000	0.000	0.00	11/106	ARM-INTONLY	SERIES1
0	194,000.00	0.00	0.00	100.00	661	47.69 1YR-STANDARD	N	11/106	11,250	3,000	1,000	3,750	0.00	11/106	ARM-INTONLY	SERIES5
0	495,000.00	0.00	40,900.00	95.00	692	36.76 2YR-MODIFIED	N	11/106	11,750	3,000	1,000	3,875	0.00	11/106	ARM	SERIES1
0	370,000.00	0.00	99,900.00	97.00	662	29.12 3YR-MODIFIED	N	11/109	11,250	3,000	1,000	3,875	0.00	11/109	ARM-INTONLY	EXPRESS1
0	0.00	0.00	0.00	63.03	675	0.00 2YR-SPECIAL	N	4/105	12,250	3,000	1,000	3,000	0.00	4/105	ARM-INTONLY	EXPRESS1
0	200,000.00	0.00	0.00	80.00	784	43.27 2YR-STANDARD	N	11/106	10,375	3,000	1,000	3,250	0.00	11/106	ARM-INTONLY	SERIES5
0	569,000.00	0.00	76,150.00	99.99	750	48.06 NO-PREPAY	N	11/107	11,875	3,000	1,000	3,250	0.00	11/107	ARM-INTONLY	SERIES5
0	380,890.00	0.00	41,400.00	100.00	640	44.81 2YR-MODIFIED	N	11/107	10,980	3,000	1,000	3,875	0.00	11/107	ARM	SERIES1
0	0.00	248,500.00	0.00	85.00	693	38.56 2YR-STANDARD	N	11/109	0.000	0.000	0.000	0.000	0.00	11/109	BALLOON	A+
0	0.00	0.00	0.00	61.99	683	37.36 NO-PREPAY	N	11/106	11,000	3,000	1,000	3,750	0.00	11/106	ARM	SERIES0
30	143,007.00	0.00	0.00	90.00	634	0.00 NO-PREPAY	N	12/107	10,250	3,000	1,000	0.000	2.03	12/107	FIXEDRATE	EXPRESS2
0	526,990.00	0.00	105,400.00	100.00	751	41.01 3YR-STANDARD	N	6/105	11,375	3,000	1,000	3,250	0.00	6/105	ARM-INTONLY	SERIES1
0	0.00	0.00	0.00	95.00	647	38.00 NO-PREPAY	N	11/106	10,975	3,000	1,000	3,625	0.00	11/106	ARM-INTONLY	SERIES1
0	0.00	0.00	0.00	67.78	638	50.19 2YR-STANDARD	N	11/106	10,975	3,000	1,000	4,625	0.00	11/106	ARM-INTONLY	SERIES1
0	326,000.00	0.00	0.00	80.00	731	36.60 2YR-STANDARD	N	11/106	11,750	3,000	1,000	5,500	0.00	11/106	ARM-INTONLY	SERIES5
0	0.00	108,500.00	0.00	100.00	663	54.08 NO-PREPAY	N	11/111	0.000	0.000	0.000	0.000	0.00	11/111	BALLOON	A
0	385,000.00	0.00	47,000.00	79.92	692	37.10 5YR-MODIFIED	N	11/106	11,125	3,000	1,000	4,000	0.00	11/106	ARM-INTONLY	SERIES0
0	0.00	0.00	73,000.00	100.00	719	44.05 2YR-MODIFIED	N	11/106	0.000	0.000	0.000	0.000	0.00	11/106	ARM-INTONLY	SERIES2
0	289,000.00	0.00	20,000.00	95.00	672	37.10 2YR-STANDARD	N	11/106	0.000	0.000	0.000	0.000	0.00	11/106	ARM	SERIES3
0	565,000.00	0.00	0.00	80.00	619	47.29 2YR-MODIFIED	N	5/105	12,375	3,000	1,000	4,000	0.00	5/105	ARM	SERIES3
0	248,049.00	0.00	74,414.00	100.00	629	44.24 2YR-STANDARD	N	11/106	11,000	3,000	1,000	3,875	0.00	11/106	ARM-INTONLY	SERIES2
0	0.00	0.00	0.00	57.48	648	15.32 3YR-MODIFIED	N	11/109	10,750	3,000	1,000	3,875	0.00	11/109	ARM-INTONLY	SERIES0
0	430,000.00	0.00	0.00	69.65	696	37.84 1YR-STANDARD	N	11/107	11,750	3,000	1,000	5,500	0.00	11/107	ARM-INTONLY	SERIES0
0	0.00	0.00	0.00	90.00	707	47.53 3YR-MODIFIED	N	11/109	11,375	3,000	1,000	3,750	0.00	11/109	ARM-INTONLY	SERIES2
0	468,000.00	0.00	81,600.00	100.00	625	38.56 2YR-STANDARD	N	11/106	15,900	3,000	1,000	5,375	0.50	11/106	ARM-INTONLY	EXPRESS2
30	178,500.00	0.00	0.00	94.98	621	1.00 NO-PREPAY	N	5/105	12,750	3,000	1,000	3,000	0.00	5/105	ARM	EXPRESS1
30	475,394.00	0.00	0.00	95.00	780	26.49 2YR-STANDARD	N	11/106	11,000	3,000	1,000	3,875	0.00	11/106	FIXEDRATE	EXPRESS1
0	350,000.00	0.00	0.00	80.00	661	29.40 2YR-STANDARD	N	12/109	11,125	3,000	1,000	0.000	0.00	12/109	ARM-INTONLY	SERIES0
0	0.00	0.00	66,000.00	90.00	683	0.00 NO-PREPAY	N	11/106	11,275	3,000	1,000	3,750	0.00	11/106	ARM	SERIES6
0	294,000.00	0.00	58,800.00	100.00	786	46.43 2YR-MODIFIED	N	11/106	12,375	3,000	1,000	3,250	0.00	11/106	ARM	SERIES6
0	0.00	191,600.00	0.00	57.78	667	30.19 NO-PREPAY	N	5/105	11,000	3,000	1,000	3,625	0.00	5/105	ARM	SERIES1
0	274,000.00	0.00	0.00	100.00	620	28.67 2YR-STANDARD	N	11/106	0.000	0.000	0.000	0.000	0.00	11/106	FIXEDRATE	EXPRESS1
22	0.00	0.00	0.00	80.00	711	31.33 5YR-MODIFIED	N	11/106	0.000	0.000	0.000	0.000	0.00	11/106	FIXEDRATE	EXPRESS1
0	0.00	0.00	178,000.00	90.00	689	46.50 2YR-MODIFIED	N	11/106	10,975	3,000	1,000	0.000	0.51	11/106	FIXEDRATE	EXPRESS1
0	460,000.00	0.00	0.00	80.00	723	30.76 3YR-STANDARD	N	11/107	11,580	3,000	1,000	3,975	0.00	11/107	ARM-INTONLY	SERIES0
0	890,000.00	0.00	37,500.00	90.00	910	44.83 3YR-STANDARD	N	11/107	12,000	3,000	1,000	3,745	0.00	11/107	ARM-INTONLY	SERIES1
0	320,551.00	0.00	0.00	89.98	744	25.43 1YR-MODIFIED	N	11/106	11,500	3,000	1,000	4,250	0.00	11/106	ARM	EXPRESS3
0	293,000.00	0.00	32,050.00	89.98	630	31.94 NO-PREPAY	N	11/106	11,500	3,000	1,000	3,975	0.00	11/106	ARM-INTONLY	SERIES2
0	257,000.00	0.00	234,400.00	95.00	705	37.31 NO-PREPAY	N	11/106	0.000	0.000	0.000	0.000	0.00	11/106	FIXEDRATE	EXPRESS2
0	295,982.00	0.00	51,460.00	100.00	670	46.08 NO-PREPAY	N	10/105	11,375	3,000	1,000	3,875	0.00	10/105	ARM-INTONLY	SERIES1
0	650,000.00	0.00	15,950.00	99.97	686	45.88 NO-PREPAY	N	6/105	12,750	3,000	1,000	0.000	0.00	6/105	FIXEDRATE	EXPRESS1
0	0.00	0.00	195,000.00	100.00	712	45.79 NO-PREPAY	N	11/106	11,375	3,000	1,000	3,500	0.00	11/106	ARM-INTONLY	SERIES1
0	376,000.00	0.00	200,000.00	96.57	694	36.19 2YR-STANDARD	N	12/106	13,375	3,000	1,000	6,125	0.00	12/106	ARM-INTONLY	SERIES2
0	0.00	0.00	0.00	79.79	641	0.00 2YR-STANDARD	N	11/106	10,700	3,000	1,000	3,975	0.00	11/106	ARM-INTONLY	SERIES2
0	202,000.00	0.00	141,460.00	95.00	784	41.46 2YR-MODIFIED	N	11/106	11,875	3,000	1,000	0.000	0.00	11/106	BALLOON	A
0	0.00	0.00	65,000.00	90.00	641	49.89 NO-PREPAY	N	11/106	11,875	3,000	1,000	5,925	0.00	11/106	ARM-INTONLY	SERIES1
0	188,000.00	0.00	131,600.00	90.00	682	30.50 1YR-STANDARD	N	12/106	0.000	0.000	0.000	0.000	0.00	12/106	ARM-INTONLY	SERIES0
0	0.00	0.00	0.00	85.00	746	12.00 NO-PREPAY	N	11/106	0.000	0.000	0.000	0.000	0.00	11/106	BALLOON	A
0	124,338.00	0.00	0.00	90.00	698	31.00 6MO-STANDARD	N	12/106	13,750	3,000	1,000	0.000	0.00	12/106	BALLOON	A
22	122,298.00	0.00	0.00	90.00	745	31.25 2YR-MODIFIED	N	12/106	13,750	3,000	1,000	3,750	0.77	12/106	ARM-INTONLY	SERIES0
22	0.00	0.00	0.00	80.00	701	39.21 2YR-MODIFIED	N	12/106	13,375	3,000	1,000	4,350	0.88	12/106	ARM-INTONLY	SERIES0
22	122,298.00	0.00	0.00	90.00	717	39.56 2YR-MODIFIED	N	11/107	13,375	3,000	1,000	4,350	0.88	11/107	ARM-INTONLY	SERIES0
22	165,000.00	0.00	33,000.00	100.00	694	35.93 NO-PREPAY	N	11/106	11,875	3,000	1,000	3,875	0.00	11/106	ARM	SERIES1
30	0.00	0.00	0.00	95.00	653	35.93 2YR-SPECIAL	N	11/106	13,375	3,000	1,000	3,875	0.00	11/106</		

0	185,000.00	0.00	55,500.00	100.00	783	16.88 3YR-SPECIAL	N	11/107	11,000	3,000	1,000	3,250	0.00	11/107	ARM-ANTONLY	SERIES0
0	378,000.00	0.00	54,000.00	100.00	644	44.55 2YR-MODIFIED	N	11/106	11,750	3,000	1,000	3,875	0.00	11/106	ARM-ANTONLY	SERIES1
0	0.00	0.00	0.00	0.00	644	53.67 2YR-STANDARD	N	12/101	10,375	3,000	1,000	3,250	0.00	12/101	ARM-ANTONLY	SERIES1
22	269,828.00	0.00	75,612.00	100.00	762	41.21 2YR-STANDARD	N	11/106	11,000	3,000	1,000	3,750	0.00	11/106	ARM-ANTONLY	EXPRESS1
0	0.00	0.00	0.00	0.00	683	0.00 2YR-MODIFIED	N	12/107	14,250	3,000	1,000	0.00	0.49	12/107	ARM-ANTONLY	EXPRESS2
0	0.00	0.00	0.00	0.00	642	42.32 5YR-MODIFIED	N	11/109	11,000	3,000	1,000	3,875	0.00	11/109	ARM-ANTONLY	SERIES2
0	223,000.00	0.00	44,600.00	100.00	633	49.88 NO-PREPAY	N	11/109	11,875	3,000	1,000	3,750	0.00	11/109	BALLOON	A+
0	1,250,000.00	175,000.00	0.00	85.00	789	1.00 3YR-STANDARD	N	11/109	0.00	0.00	0.00	0.00	0.00	11/109	FX-ANTONLY	EXPRESS2
0	0.00	0.00	33,200.00	90.00	641	44.04 5YR-MODIFIED	N	11/106	12,000	3,000	1,000	3,875	0.00	11/106	ARM	SERIES1
0	0.00	0.00	40,000.00	100.00	718	42.40 2YR-SPECIAL	N	9/106	11,250	3,000	1,000	3,500	0.00	9/106	ARM	SERIES1
0	640,000.00	0.00	60,000.00	100.00	677	43.00 NO-PREPAY	N	12/108	10,375	3,000	1,000	3,250	0.00	12/108	ARM-ANTONLY	SERIES1
0	590,000.00	0.00	128,000.00	90.00	784	38.87 5YR-STANDARD	N	5/105	11,000	3,000	1,000	3,625	0.00	5/105	ARM	SERIES2
0	0.00	0.00	0.00	0.00	676	1.00 NO-PREPAY	N	6/105	0.00	0.00	0.00	0.00	0.00	6/105	FX-ANTONLY	EXPRESS2
0	483,500.00	0.00	0.00	57.60	658	0.00 3YR-STANDARD	N	11/106	13,980	3,000	1,000	4,625	1.41	11/106	BALLOON	A+
30	135,856.00	0.00	29,250.00	95.00	681	32.80 1YR-STANDARD	N	11/106	0.00	0.00	0.00	0.00	0.00	11/106	FX-ANTONLY	EXPRESS2
0	320,000.00	0.00	96,000.00	100.00	715	21.54 NO-PREPAY	N	11/106	0.00	0.00	0.00	0.00	0.00	11/106	FX-ANTONLY	EXPRESS2
0	0.00	0.00	0.00	45.38	621	37.72 3YR-STANDARD	N	11/106	0.00	0.00	0.00	0.00	0.00	11/106	FX-ANTONLY	EXPRESS2
0	0.00	0.00	0.00	80.00	650	0.00 5YR-MODIFIED	N	11/109	13,000	3,000	1,000	3,875	0.00	11/109	ARM-ANTONLY	SERIES2
0	0.00	0.00	48,900.00	94.39	625	54.76 2YR-MODIFIED	N	11/106	14,000	3,000	1,000	3,875	0.00	11/106	ARM	SERIES1
0	326,240.00	0.00	0.00	70.00	685	43.21 1YR-STANDARD	N	12/106	11,125	3,000	1,000	3,875	0.00	12/106	ARM-ANTONLY	SERIES1
0	545,000.00	0.00	47,250.00	95.00	643	29.85 5YR-MODIFIED	N	11/109	11,375	3,000	1,000	3,875	0.00	11/109	ARM-ANTONLY	SERIES1
0	135,000.00	0.00	27,000.00	100.00	635	43.68 NO-PREPAY	N	10/107	11,875	3,000	1,000	3,875	0.00	10/107	ARM	SERIES1
0	0.00	0.00	0.00	48.22	639	44.72 5YR-SPECIAL	N	11/106	10,750	3,000	1,000	0.00	0.00	11/106	FX-ANTONLY	EXPRESS2
0	0.00	0.00	0.00	75.00	688	34.72 5YR-MODIFIED	N	11/106	0.00	0.00	0.00	0.00	0.00	11/106	FX-ANTONLY	EXPRESS2
0	275,000.00	0.00	45,000.00	100.00	646	38.43 5YR-MODIFIED	N	11/106	0.00	0.00	0.00	0.00	0.00	11/106	FX-ANTONLY	EXPRESS2
0	121,000.00	0.00	238,500.00	100.00	664	38.78 2YR-STANDARD	N	11/106	1,500	3,000	1,000	0.00	0.00	11/106	FX-ANTONLY	EXPRESS2
0	385,000.00	0.00	88,750.00	100.00	677	46.17 2YR-STANDARD	N	12/106	12,125	3,000	1,000	0.00	0.00	12/106	BALLOON	A+
0	0.00	0.00	0.00	58.07	694	46.46 NO-PREPAY	N	12/106	0.00	0.00	0.00	0.00	0.00	12/106	BALLOON	A+
0	0.00	0.00	112,500.00	100.00	662	36.70 3YR-MODIFIED	N	12/106	13,175	3,000	1,000	3,750	0.00	12/106	ARM-ANTONLY	SERIES1
0	0.00	0.00	80,000.00	100.00	662	38.75 1YR-STANDARD	N	12/107	11,250	3,000	1,000	3,750	0.00	12/107	ARM-ANTONLY	SERIES1
0	523,013.00	0.00	104,600.00	100.00	696	49.46 NO-PREPAY	N	6/105	11,125	3,000	1,000	3,250	0.00	6/105	ARM-ANTONLY	SERIES1
0	600,000.00	0.00	180,000.00	100.00	732	39.85 2YR-MODIFIED	N	11/106	11,125	3,000	1,000	3,250	0.00	11/106	ARM-ANTONLY	SERIES1
0	101,000.00	0.00	70,700.00	95.00	701	48.20 NO-PREPAY	N	11/106	0.00	0.00	0.00	0.00	0.00	11/106	FX-ANTONLY	EXPRESS2
22	215,000.00	0.00	0.00	64.00	643	31.00 5YR-MODIFIED	N	5/105	13,750	3,000	1,000	5,750	1.43	5/105	FX-ANTONLY	EXPRESS2
0	216,300.00	0.00	43,260.00	90.00	656	12.44 3YR-SPECIAL	N	11/109	12,125	3,000	1,000	3,875	0.00	11/109	ARM-ANTONLY	SERIES1
0	0.00	0.00	0.00	78.46	678	38.40 5YR-MODIFIED	N	12/106	11,875	3,000	1,000	3,750	0.00	12/106	ARM-ANTONLY	SERIES1
0	0.00	0.00	0.00	78.28	683	0.00 1YR-STANDARD	N	12/106	12,250	3,000	1,000	3,750	0.00	12/106	ARM-ANTONLY	SERIES1
0	615,000.00	0.00	184,500.00	100.00	726	48.20 2YR-MODIFIED	N	11/106	11,000	3,000	1,000	0.00	0.00	11/106	BALLOON	A+
0	145,000.00	0.00	124,800.00	95.00	748	0.00 2YR-MODIFIED	N	11/107	14,625	3,000	1,000	3,875	0.63	11/107	ARM	SERIES1
30	182,000.00	0.00	70,000.00	80.00	655	41.87 3YR-MODIFIED	N	11/107	11,125	3,000	1,000	3,875	0.00	11/107	ARM-ANTONLY	SERIES1
0	324,552.00	0.00	48,850.00	94.38	670	47.17 NO-PREPAY	N	11/109	11,500	3,000	1,000	3,750	0.00	11/109	ARM-ANTONLY	SERIES1
22	327,500.00	262,000.00	0.00	100.00	640	57.05 2YR-STANDARD	N	12/106	11,750	3,000	1,000	0.00	0.00	12/106	BALLOON	A+
0	180,000.00	0.00	45,000.00	90.00	657	38.83 NO-PREPAY	N	12/106	0.00	0.00	0.00	0.00	0.00	12/106	FX-ANTONLY	EXPRESS2
0	0.00	0.00	0.00	85.00	531	1.00 3YR-STANDARD	N	6/105	11,000	3,000	1,000	0.00	0.00	6/105	ARM-ANTONLY	EXPRESS4
0	920,000.00	0.00	276,000.00	100.00	728	40.09 NO-PREPAY	N	11/109	12,375	3,000	1,000	0.00	0.00	11/109	ARM-ANTONLY	SERIES0
0	126,235.00	0.00	27,242.00	100.00	724	37.86 NO-PREPAY	N	11/106	11,250	3,000	1,000	2,350	0.00	11/106	ARM-ANTONLY	SERIES0
0	262,000.00	0.00	52,400.00	100.00	732	47.16 2YR-MODIFIED	N	12/106	11,375	3,000	1,000	2,350	0.00	12/106	ARM-ANTONLY	SERIES0
0	405,000.00	0.00	93,500.00	94.57	644	43.48 2YR-MODIFIED	N	11/106	11,375	3,000	1,000	3,875	0.00	11/106	ARM-ANTONLY	SERIES1
0	131,450.00	0.00	26,250.00	99.87	680	49.77 2YR-SPECIAL	N	11/106	11,625	3,000	1,000	3,875	0.00	11/106	ARM-ANTONLY	SERIES1
0	150,600.00	0.00	37,650.00	94.39	759	25.00 3YR-MODIFIED	N	11/107	11,250	3,000	1,000	3,250	0.00	11/107	ARM-ANTONLY	SERIES0
0	0.00	0.00	0.00	72.86	659	35.80 NO-PREPAY	N	11/109	12,625	3,000	1,000	3,500	0.00	11/109	ARM-ANTONLY	SERIES0
0	150,600.00	0.00	0.00	94.39	759	45.91 NO-PREPAY	N	10/109	12,000	3,000	1,000	0.00	0.00	10/109	ARM	SERIES1
0	101,500.00	0.00	20,300.00	92.38	646	37.31 2YR-MODIFIED	N	11/106	12,125	3,000	1,000	3,750	0.00	11/106	ARM-ANTONLY	SERIES0
0	400,000.00	0.00	80,000.00	97.98	705	35.78 2YR-MODIFIED	N	11/106	11,500	3,000	1,000	3,875	0.00	11/106	ARM	SERIES2
0	371,000.00	0.00	74,200.00	100.00	622	45.86 NO-PREPAY	N	12/106	12,125	3,000	1,000	3,875	0.00	12/106	ARM	SERIES1
0	117,835.00	76,850.00	0.00	89.87	681	40.58 NO-PREPAY	N	11/106	0.00	0.00	0.00	0.00	0.00	11/106	BALLOON	A+
0	0.00	0.00	0.00	70.27	658	46.86 NO-PREPAY	N	11/106	10,980	3,000	1,000	3,875	0.00	11/106	ARM	SERIES2
0	0.00	0.00	0.00	80.00	631	11.31 2YR-STANDARD	N	5/105	12,875	3,000	1,000	3,625	0.00	5/105	ARM-ANTONLY	SERIES2
0	160,000.00	0.00	48,000.00	100.00	755	34.31 3YR-MODIFIED	N	11/109	11,375	3,000	1,000	2,350	0.00	11/109	ARM-ANTONLY	SERIES0
0	355,615.00	0.00	96,000.00	100.00	658	44.78 3YR-MODIFIED	N	11/109	11,875	3,000	1,000	3,875	0.00	11/109	ARM-ANTONLY	SERIES1
22	385,000.00	0.00	0.00	90.00	744	49.33 3YR-MODIFIED	N	11/107	14,125	3,000	1,000	5,875	1.25	11/107	ARM-ANTONLY	SERIES2
0	1,300,000.00	0.00	300,000.00	100.00	744	45.42 3YR-STANDARD	N	11/10	11,750	3,000	1,000	3,750	0.00	11/10	ARM-ANTONLY	SERIES0
0	0.00	0.00	69,000.00	80.00	667	35.76 NO-PREPAY	N	11/109	10,875	3,000	1,000	3,750	0.00	11/109	ARM-ANTONLY	SERIES1
0	161,400.00	0.00	32,000.00	100.00	639	24.54 2YR-MODIFIED	N	11/106	12,875	3,000	1,000	3,375	0.00	11/106	ARM-ANTONLY	SERIES1
30	88,500.00	0.00	0.00	94.38	709	0.00 NO-PREPAY	N	11/106	0.00							

0	0.00	0.00	300,000.00	81.30	702	51.08 NO-PREPAY	N	6/1/05	11.725	1.000	1.000	3.500	6/1/05	ARM-INTONLY	SERIES0
0	215,000.00	0.00	43,000.00	100.00	741	0.00 2YR-MODIFIED	N	11/1/06	12.250	1.000	1.000	3.250	11/1/06	BALLOON	SERIES0
0	127,900.00	89,530.00	0.00	95.00	728	41.44 3YR-STANDARD	N	11/1/07	0.000	0.000	0.000	0.000	11/1/07	ARM-INTONLY	A+
0	246,000.00	0.00	73,800.00	100.00	719	39.58 2YR-MODIFIED	N	11/1/09	11.750	3.000	1.000	3.750	11/1/09	ARM-INTONLY	SERIES1
0	180,000.00	0.00	0.00	79.53	657	45.52 NO-PREPAY	N	11/1/06	0.000	0.000	0.000	0.000	11/1/06	FIXEDRATE	EXPRESS1
30	1,050,000.00	0.00	0.00	90.00	642	50.53 2YR-MODIFIED	N	11/1/06	10.875	3.000	1.000	3.875	11/1/06	ARM-INTONLY	SERIES1
0	235,000.00	0.00	71,000.00	90.00	751	45.83 NO-PREPAY	N	12/1/09	11.875	3.000	1.000	3.250	12/1/09	ARM-INTONLY	SERIES0
0	300,000.00	0.00	0.00	48.00	719	25.03 2YR-STANDARD	N	11/1/06	10.625	3.000	1.000	3.500	11/1/06	ARM-INTONLY	SERIES0
0	0.00	0.00	130,200.00	90.00	655	48.15 NO-PREPAY	N	11/1/06	0.000	0.000	0.000	0.000	11/1/06	FIXEDRATE	SERIES2
0	285,517.00	0.00	57,100.00	100.00	723	49.02 NO-PREPAY	N	12/1/09	11.750	3.000	1.000	3.250	12/1/09	ARM-INTONLY	SERIES0
0	357,000.00	0.00	71,300.00	99.86	689	0.00 NO-PREPAY	N	11/1/06	11.000	3.000	1.000	3.750	11/1/07	ARM-INTONLY	SERIES0
0	0.00	0.00	0.00	79.72	705	1.00 5YR-STANDARD	N	12/1/05	11.625	1.000	1.000	0.000	12/1/05	FIXEDRATE	EXPRESS1
30	149,000.00	0.00	100,000.00	81.74	719	27.79 NO-PREPAY	N	12/1/05	0.000	0.000	0.000	0.000	12/1/05	FIXEDRATE	EXPRESS1
0	533,731.00	0.00	283,700.00	100.00	747	0.00 5YR-SPECIAL	N	12/1/06	13.375	3.000	1.000	3.250	12/1/06	ARM-INTONLY	SERIES0
0	480,000.00	0.00	0.00	51.76	642	30.44 NO-PREPAY	N	11/1/09	11.500	3.000	1.000	3.875	11/1/09	ARM-INTONLY	SERIES1
0	460,000.00	0.00	138,000.00	100.00	686	33.38 3YR-STANDARD	N	11/1/06	0.000	0.000	0.000	0.000	11/1/06	FIX-INTONLY	SERIES0
0	460,000.00	322,000.00	0.00	100.00	696	33.38 NO-PREPAY	N	11/1/06	0.000	0.000	0.000	0.000	11/1/06	FIXEDRATE	EXPRESSZ
30	300,000.00	0.00	0.00	95.00	624	46.00 2YR-STANDARD	N	11/1/06	13.300	3.000	1.000	7.250	11/1/06	BALLOON	A+
0	240,000.00	168,000.00	0.00	95.00	705	46.97 NO-PREPAY	N	12/1/09	11.000	3.000	1.000	0.000	12/1/09	ARM-INTONLY	SERIES1
0	0.00	0.00	0.00	44.88	656	35.98 1YR-STANDARD	N	10/1/06	0.000	0.000	0.000	0.000	10/1/06	FIXEDRATE	EXPRESS4
0	0.00	0.00	0.00	75.00	584	32.48 3YR-MODIFIED	N	10/1/06	0.000	0.000	0.000	0.000	10/1/06	ARM-INTONLY	ADAPT3
0	585,000.00	0.00	117,000.00	100.00	605	36.00 2YR-STANDARD	N	10/1/06	11.890	3.000	1.000	5.890	10/1/06	ARM-INTONLY	ADAPT3
0	652,000.00	0.00	126,000.00	100.00	610	44.00 2YR-STANDARD	N	10/1/06	12.480	3.000	1.000	6.480	10/1/06	ARM-INTONLY	ADAPT3
0	650,000.00	0.00	130,400.00	100.00	629	44.00 2YR-STANDARD	N	10/1/06	12.105	3.000	1.000	6.105	10/1/06	ARM-INTONLY	ADAPT3
0	355,000.00	0.00	51,200.00	100.00	608	39.00 2YR-STANDARD	N	10/1/06	12.240	3.000	1.000	6.240	10/1/06	ARM-INTONLY	ADAPT3
0	335,000.00	0.00	67,000.00	100.00	602	41.00 2YR-STANDARD	N	10/1/06	13.615	3.000	1.000	7.015	10/1/06	ARM-INTONLY	ADAPT3
30	354,061.00	0.00	0.00	94.99	624	33.00 2YR-STANDARD	N	10/1/06	13.490	3.000	1.000	5.975	10/1/06	ARM-INTONLY	ADAPT3
22	0.00	0.00	0.00	80.00	604	36.00 2YR-STANDARD	N	10/1/06	13.005	3.000	1.000	7.490	10/1/06	ARM-INTONLY	ADAPT3
0	455,000.00	0.00	0.00	85.00	605	40.00 2YR-STANDARD	N	10/1/06	13.005	3.000	1.000	7.085	10/1/06	ARM-INTONLY	ADAPT3
0	405,000.00	0.00	0.00	95.00	627	29.00 2YR-STANDARD	N	10/1/06	11.765	3.000	1.000	5.765	10/1/06	ARM-INTONLY	ADAPT3
30	449,944.00	0.00	0.00	88.26	631	45.00 NO-PREPAY	N	10/1/06	12.365	3.000	1.000	6.365	10/1/06	ARM-INTONLY	ADAPT3
22	449,944.00	0.00	0.00	90.00	621	37.00 NO-PREPAY	N	10/1/06	11.730	3.000	1.000	5.730	10/1/06	ARM-INTONLY	ADAPT3
0	489,000.00	0.00	0.00	100.00	618	30.00 2YR-STANDARD	N	9/1/06	12.140	3.000	1.000	6.140	9/1/06	ARM-INTONLY	ADAPT3
0	503,000.00	0.00	0.00	88.14	635	45.00 2YR-STANDARD	N	10/1/06	13.915	3.000	1.000	5.915	10/1/06	ARM-INTONLY	ADAPT3
22	0.00	0.00	0.00	90.00	615	42.00 2YR-STANDARD	N	10/1/06	12.870	3.000	1.000	6.870	10/1/06	ARM-INTONLY	ADAPT3
0	0.00	0.00	0.00	90.00	627	42.00 2YR-STANDARD	N	10/1/06	12.365	3.000	1.000	6.365	10/1/06	ARM-INTONLY	ADAPT3
0	725,000.00	0.00	0.00	90.00	635	41.00 1YR-STANDARD	N	10/1/06	13.120	3.000	1.000	7.120	10/1/06	ARM-INTONLY	ADAPT3
0	0.00	0.00	145,000.00	100.00	695	46.00 2YR-STANDARD	N	9/1/06	12.740	3.000	1.000	6.740	9/1/06	ARM-INTONLY	ADAPT3
0	0.00	0.00	148,000.00	100.00	620	42.00 2YR-STANDARD	N	10/1/06	12.580	3.000	1.000	6.580	10/1/06	ARM-INTONLY	ADAPT3
0	0.00	0.00	0.00	90.00	606	39.00 2YR-STANDARD	N	10/1/06	13.065	3.000	1.000	7.065	10/1/06	ARM-INTONLY	ADAPT3
0	0.00	0.00	0.00	70.09	631	46.00 1YR-STANDARD	N	10/1/06	13.250	3.000	1.000	7.250	10/1/06	ARM-INTONLY	ADAPT3
0	0.00	0.00	0.00	90.00	600	36.00 2YR-STANDARD	N	10/1/06	12.950	3.000	1.000	6.950	10/1/06	ARM-INTONLY	ADAPT3
0	291,000.00	0.00	0.00	85.00	602	46.00 2YR-STANDARD	N	10/1/06	12.950	3.000	1.000	6.950	10/1/06	ARM-INTONLY	ADAPT3
0	0.00	0.00	0.00	69.79	637	46.00 2YR-STANDARD	N	10/1/06	12.115	3.000	1.000	6.115	10/1/06	ARM-INTONLY	ADAPT3
0	419,000.00	0.00	0.00	80.00	628	37.00 2YR-STANDARD	N	10/1/06	12.330	3.000	1.000	6.330	10/1/06	ARM-INTONLY	ADAPT3
0	420,000.00	0.00	0.00	80.00	654	37.00 2YR-STANDARD	N	10/1/06	12.115	3.000	1.000	6.115	10/1/06	ARM-INTONLY	ADAPT3
0	0.00	0.00	0.00	78.16	694	36.00 2YR-STANDARD	N	10/1/06	12.445	3.000	1.000	6.445	10/1/06	ARM-INTONLY	ADAPT3
0	0.00	0.00	0.00	95.00	623	48.00 2YR-STANDARD	N	10/1/06	12.915	3.000	1.000	6.915	10/1/06	ARM-INTONLY	ADAPT3
0	0.00	0.00	0.00	73.89	611	48.00 2YR-STANDARD	N	10/1/06	11.923	3.000	1.000	5.923	10/1/06	ARM-INTONLY	ADAPT3
0	0.00	0.00	0.00	85.00	602	37.00 2YR-STANDARD	N	10/1/06	12.255	3.000	1.000	6.255	10/1/06	ARM-INTONLY	ADAPT3
0	0.00	0.00	0.00	94.83	631	36.00 2YR-STANDARD	N	10/1/06	12.255	3.000	1.000	6.255	10/1/06	ARM-INTONLY	ADAPT3
0	0.00	0.00	0.00	95.00	630	36.00 2YR-STANDARD	N	10/1/06	12.255	3.000	1.000	6.255	10/1/06	ARM-INTONLY	ADAPT3
0	0.00	0.00	108,000.00	95.96	636	46.00 2YR-STANDARD	N	10/1/06	11.960	3.000	1.000	6.960	10/1/06	ARM-INTONLY	ADAPT3
0	0.00	0.00	0.00	81.57	614	41.00 2YR-STANDARD	N	10/1/06	12.250	3.000	1.000	6.250	10/1/06	ARM-INTONLY	ADAPT3
22	0.00	0.00	0.00	90.00	621	42.00 2YR-STANDARD	N	10/1/06	12.620	3.000	1.000	6.620	10/1/06	ARM-INTONLY	ADAPT3
0	0.00	0.00	0.00	84.21	637	30.00 2YR-STANDARD	N	10/1/06	12.390	3.000	1.000	6.390	10/1/06	ARM-INTONLY	ADAPT3
0	0.00	0.00	0.00	94.83	623	44.00 2YR-STANDARD	N	10/1/06	13.745	3.000	1.000	7.745	10/1/06	ARM-INTONLY	ADAPT3
0	0.00	0.00	0.00	89.96	653	37.00 2YR-STANDARD	N	10/1/06	13.245	3.000	1.000	7.245	10/1/06	ARM-INTONLY	ADAPT3
0	0.00	0.00	0.00	86.28	637	37.00 2YR-STANDARD	N	10/1/06	13.909	3.000	1.000	7.909	10/1/06	ARM-INTONLY	ADAPT3
0	0.00	0.00	120,000.00	100.00	625	32.00 2YR-STANDARD	N	10/1/06	11.950	3.000	1.000	6.950	10/1/06	ARM-INTONLY	ADAPT3
0	0.00	0.00	0.00	90.00	638	32.00 2YR-STANDARD	N	10/1/06	12.665	3.000	1.000	7.665	10/1/06	ARM-INTONLY	ADAPT3
0	0.00	0.00	0.00	90.00	620	38.00 2YR-STANDARD	N	10/1/06	11.985	3.000	1.000	5.985	10/1/06	ARM-INTONLY	ADAPT3
0	0.00	0.00	0.00	88.62	602	38.00 2YR-STANDARD	N	10/1/06	11.985	3.000	1.000	5.985	10/1/06	ARM-INTONLY	ADAPT3
0	0.00	0.00	0.00	95.00	630	46.00 2YR-STANDARD	N	10/1/06	13.255	3.000	1.000	7.255	10/1/06	ARM-INTONLY	ADAPT3
30	0.00	0.00	0.00	85.00	601	37.00 2YR-STANDARD	N	10/1/06	13.915	3.000	1.000	7.915	10/1/06	ARM-INTONLY	ADAPT3
0	0.00	0.00	0.00	90.00	619	30.00 2YR-STANDARD	N	10/1/06	13.065	3.000	1.000	7.065	10/1/06	ARM-INTONLY	ADAPT3
0	0.00	0.00	84,500.00	87.00	672	30.00 2YR-STANDARD	N	11/1/09	12.509	3.000	1.000	6.509	11/1/09	ARM-INTONLY	SERIES1
0	0.00	0.00	0.00	85.00	617	30.00 2YR-STANDARD	N	10/1/06	12.515	3.000	1.000	6.515	10/1/		

0	389,000.00	0.00	77,800.00	100.00	652	0.00	2YR-STANDARD	N	10/106	11,990	3,000	1,000	3,875	0.00	10/106	N	ARM-INTONLY	SERIES1
0	406,000.00	0.00	81,200.00	100.00	624	0.00	2YR-STANDARD	N	10/106	12,875	3,000	1,000	3,875	0.00	10/106	N	ARM-INTONLY	EXPRESS2
0	440,000.00	0.00	86,000.00	100.00	638	0.00	2YR-STANDARD	N	10/106	12,500	3,000	1,000	3,875	0.00	10/106	N	ARM-INTONLY	SERIES2
0	336,000.00	0.00	67,200.00	100.00	624	0.00	2YR-STANDARD	N	10/106	11,500	3,000	1,000	3,875	0.00	10/106	N	ARM-INTONLY	SERIES2
0	303,000.00	0.00	60,000.00	100.00	782	0.00	5YR-MODIFIED	N	12/109	12,125	3,000	1,000	3,500	0.00	12/109	N	ARM-INTONLY	SERIES0
0	116,300.00	0.00	21,190.00	70.00	717	0.00	5YR-MODIFIED	N	12/109	11,250	3,000	1,000	3,500	0.00	12/109	N	ARM-INTONLY	SERIES0
0	177,716.00	124,100.00	0.00	79.97	654	0.00	1YR-STD	N	11/109	13,250	3,000	1,000	3,875	0.00	11/109	N	ARM-INTONLY	EXPRESS2
0	333,000.00	0.00	66,000.00	100.00	765	0.00	NO-PREPAY	N	12/109	0.000	0.000	0.000	0.000	0.00	12/109	N	FIXEDRATE	A+
0	104,000.00	0.00	26,000.00	95.00	703	0.00	1YR-STD	N	11/107	11,375	3,000	1,000	3,875	0.00	11/107	N	ARM-INTONLY	SERIES0
0	155,000.00	0.00	31,000.00	100.00	659	0.00	2YR-MODIFIED	N	12/106	11,000	3,000	1,000	3,875	0.00	12/106	N	ARM-INTONLY	SERIES1
0	217,500.00	0.00	43,500.00	94.97	801	0.00	3YR-STD	N	12/107	11,000	3,000	1,000	3,250	0.00	12/107	N	ARM-INTONLY	SERIES1
0	0.00	0.00	58,000.00	89.02	655	0.00	5YR-STD	N	12/109	11,000	3,000	1,000	3,875	0.00	12/109	N	ARM-INTONLY	SERIES1
0	0.00	0.00	70.00	70.00	685	0.00	3YR-MODIFIED	N	12/107	11,875	3,000	1,000	4,250	0.00	12/107	N	ARM	SERIES0
0	229,811.00	0.00	45,972.00	90.00	633	0.00	2YR-STD	N	11/106	11,500	3,000	1,000	4,250	0.00	11/106	N	ARM	SERIES2
0	300,000.00	0.00	90,000.00	100.00	787	0.00	NO-PREPAY	N	12/109	11,625	3,000	1,000	3,250	0.00	12/109	N	ARM-INTONLY	SERIES0
0	178,800.00	0.00	35,800.00	100.00	641	0.00	NO-PREPAY	N	12/106	11,250	3,000	1,000	3,125	0.00	12/106	N	ARM-INTONLY	SERIES0
0	135,500.00	0.00	27,100.00	90.00	759	0.00	5YR-CUSTOM	N	12/109	11,125	3,000	1,000	3,250	0.00	12/109	N	ARM-INTONLY	SERIES0
0	1,170,000.00	0.00	0.00	57.70	739	0.00	NO-PREPAY	N	12/111	11,125	3,000	1,000	3,250	0.00	12/111	N	ARM	EXPRESS1
22	0.00	0.00	0.00	74.76	623	0.00	2YR-STD	N	12/106	12,875	3,000	1,000	3,625	0.43	12/106	N	ARM-INTONLY	SERIES0
0	0.00	0.00	83,400.00	85.00	743	0.00	2YR-MODIFIED	N	12/106	12,125	3,000	1,000	3,750	0.00	12/106	N	ARM-INTONLY	SERIES0
0	710,000.00	0.00	142,000.00	100.00	683	0.00	3YR-MODIFIED	N	12/106	12,625	3,000	1,000	3,750	0.00	12/106	N	ARM-INTONLY	SERIES0
0	374,000.00	289,200.00	0.00	100.00	731	0.00	2YR-STD	N	12/109	11,750	3,000	1,000	3,250	0.00	12/109	N	ARM-INTONLY	SERIES0
0	345,000.00	0.00	69,000.00	100.00	694	0.00	3YR-MODIFIED	N	8/105	0.000	0.000	0.000	0.000	0.00	8/105	N	BALLOON	A+
0	610,000.00	0.00	122,000.00	100.00	738	0.00	2YR-MODIFIED	N	8/106	12,875	3,000	1,000	6,875	0.00	8/106	N	ARM-INTONLY	ADAPT0
0	165,000.00	0.00	33,000.00	100.00	675	0.00	2YR-MODIFIED	N	8/106	12,750	3,000	1,000	6,750	0.00	8/106	N	ARM	ADAPT1
0	108,000.00	0.00	21,600.00	100.00	718	0.00	3YR-MODIFIED	N	8/105	11,075	2,000	2,000	5,075	0.00	8/105	N	ARM-INTONLY	ADAPT2
0	472,000.00	0.00	50,000.00	100.00	639	0.00	3YR-MODIFIED	N	8/105	11,700	2,000	2,000	3,700	0.00	8/105	N	ARM-INTONLY	ADAPT2
0	173,900.00	0.00	34,780.00	100.00	714	0.00	3YR-MODIFIED	N	8/106	10,575	2,000	2,000	3,000	0.00	8/106	N	ARM	ADAPT1
0	430,000.00	0.00	31,095.53	99.44	667	0.00	3YR-MODIFIED	N	8/105	11,450	2,000	2,000	3,450	0.00	8/105	N	ARM-INTONLY	ADAPT1
0	0.00	0.00	80.00	80.00	782	0.00	3YR-MODIFIED	N	2/105	10,375	1,000	1,000	4,375	0.00	2/105	N	ARM-INTONLY	ADAPT1
0	500,000.00	0.00	100,000.00	100.00	676	0.00	3YR-MODIFIED	N	8/105	10,800	2,000	2,000	3,000	0.00	8/105	N	ARM-INTONLY	ADAPT1
0	284,700.00	0.00	69,600.00	100.00	673	0.00	3YR-MODIFIED	N	8/105	11,450	2,000	2,000	3,450	0.00	8/105	N	ARM-INTONLY	ADAPT1
0	370,000.00	0.00	52,840.00	100.00	632	0.00	3YR-MODIFIED	N	9/105	11,700	2,000	2,000	3,700	0.00	9/105	N	ARM-INTONLY	ADAPT2
0	265,000.00	0.00	74,000.00	100.00	746	0.00	3YR-MODIFIED	N	10/106	13,000	3,000	1,000	7,000	0.71	10/106	N	ARM-INTONLY	ADAPT2
22	0.00	0.00	0.00	85.00	750	0.00	2YR-MODIFIED	N	10/109	12,750	3,000	1,000	6,875	1.01	10/109	N	ARM	ADAPT1
0	583,618.00	0.00	67,500.00	95.00	644	0.00	3YR-STD	N	5/105	10,875	1,000	1,000	4,875	0.00	5/105	N	ARM	ADAPT1
0	545,000.00	0.00	114,789.39	99.67	690	0.00	NO-PREPAY	N	11/107	11,125	3,000	1,000	5,125	0.00	11/107	N	ARM-INTONLY	ADAPT0
0	209,890.00	0.00	109,000.00	100.00	711	0.00	2YR-MODIFIED	N	10/106	10,700	2,000	2,000	3,000	0.00	10/106	N	ARM-INTONLY	ADAPT0
0	0.00	0.00	31,498.00	95.00	708	0.00	2YR-MODIFIED	N	10/106	12,250	3,000	1,000	6,250	0.00	10/106	N	ARM-INTONLY	ADAPT0
0	0.00	0.00	19,800.00	100.00	634	0.00	3YR-MODIFIED	N	10/106	13,000	3,000	1,000	7,000	0.00	10/106	N	ARM-INTONLY	ADAPT2
0	395,000.00	0.00	79,000.00	100.00	640	0.00	3YR-MODIFIED	N	5/105	11,125	1,000	1,000	5,125	0.00	5/105	N	ARM-INTONLY	ADAPT0
0	210,000.00	0.00	42,000.00	100.00	652	0.00	3YR-MODIFIED	N	11/105	11,200	2,000	2,000	5,200	0.00	11/105	N	ARM-INTONLY	ADAPT0
0	330,000.00	0.00	66,000.00	100.00	733	0.00	NO-PREPAY	N	11/107	13,500	3,000	1,000	7,500	0.00	11/107	N	ARM	ADAPT0
0	289,000.00	0.00	57,800.00	100.00	741	0.00	3YR-MODIFIED	N	11/105	11,375	3,000	1,000	5,375	0.00	11/105	N	ARM-INTONLY	ADAPT0
0	134,200.00	0.00	26,800.00	89.68	684	0.00	2YR-MODIFIED	N	11/106	12,000	3,000	1,000	6,000	0.00	11/106	N	ARM-INTONLY	ADAPT0
0	489,500.00	0.00	99,700.00	100.00	767	0.00	3YR-MODIFIED	N	11/109	12,500	3,000	1,000	7,500	0.00	11/109	N	ARM-INTONLY	ADAPT0
0	164,500.00	0.00	32,900.00	100.00	724	0.00	3YR-MODIFIED	N	11/105	10,850	2,000	2,000	3,000	0.00	11/105	N	ARM	ADAPT0
0	489,000.00	0.00	49,900.00	90.00	691	0.00	3YR-MODIFIED	N	11/105	11,075	2,000	2,000	5,075	0.00	11/105	N	ARM-INTONLY	ADAPT0
30	180,500.00	0.00	82,555.92	99.66	637	0.00	NO-PREPAY	N	11/105	10,325	2,000	2,000	4,325	2.03	11/105	N	ARM	ADAPT2
0	971,000.00	0.00	169,925.00	97.50	682	0.00	3YR-MODIFIED	N	11/106	14,000	3,000	1,000	8,000	0.00	11/106	N	ARM-INTONLY	ADAPT2
0	659,000.00	0.00	131,800.00	100.00	691	0.00	3YR-MODIFIED	N	11/105	11,990	3,000	1,000	5,990	0.00	11/105	N	ARM-INTONLY	ADAPT0
0	0.00	144,000.00	0.00	95.00	687	0.00	NO-PREPAY	N	11/105	10,575	2,000	2,000	4,575	0.00	11/105	N	BALLOON	A+
0	219,000.00	0.00	43,800.00	100.00	761	0.00	NO-PREPAY	N	0.000	0.000	0.000	0.000	0.000	0.00	0.000	N	BALLOON	A+
0	209,890.00	167,892.00	0.00	95.00	708	0.00	NO-PREPAY	N	0.000	0.000	0.000	0.000	0.000	0.00	0.000	N	BALLOON	A+
0	150,000.00	128,400.00	0.00	94.96	752	0.00	NO-PREPAY	N	0.000	0.000	0.000	0.000	0.000	0.00	0.000	N	BALLOON	A+
0	749,890.00	107,360.00	0.00	95.00	752	0.00	NO-PREPAY	N	0.000	0.000	0.000	0.000	0.000	0.00	0.000	N	BALLOON	A+
0	245,000.00	0.00	0.00	51.72	791	0.00	5YR-SPECIAL	N	11/106	10,875	3,000	1,000	3,875	0.00	11/106	N	ARM-INTONLY	SERIES0
30	219,900.00	0.00	43,900.00	90.00	698	0.00	5YR-SPECIAL	N	11/106	14,500	3,000	1,000	5,125	1.22	11/106	N	ARM	EXPRESS2
0	485,000.00	153,900.00	0.00	94.98	601	0.00	3YR-MODIFIED	N	2/105	12,200	1,000	1,000	4,200	0.00	2/105	N	FIXEDRATE	A+
0	186,500.00	0.00	37,300.00	99.75	774	0.00	3YR-MODIFIED	N	11/106	12,625	3,000	1,000	4,200	0.00	11/106	N	ARM	EXPRESS1
0	290,000.00	0.00	58,000.00	100.00														

0	0.00	0.00	78.51	745	44.34 1YR-STANDARD	N	11/1/09	10.875	3.000	1.000	3.250	0.00	11/1/09	ARM-INTONLY	SERIES0
0	0.00	0.00	64.91	681	41.27 2YR-STANDARD	N	12/1/09	0.000	0.000	0.000	0.000	0.00	12/1/09	FIXEDRATE	SERIES0
0	224,500.00	0.00	90.00	773	28.08 2YR-CUSTOM	N	11/1/06	11.000	3.000	1.000	3.250	0.00	11/1/06	ARM-INTONLY	SERIES1
0	0.00	0.00	67.4	674	28.24 2YR-MODIFIED	N	11/1/06	11.875	3.000	1.000	3.875	0.00	11/1/06	ARM-INTONLY	SERIES1
0	0.00	0.00	80.00	645	0.00 2YR-MODIFIED	N	5/1/05	13.750	1.500	1.000	6.750	0.00	5/1/05	ARM	SERIES3+
0	322,500.00	0.00	80.00	588	43.26 NO-PREPAY	N	11/1/09	11.375	3.000	1.000	3.875	0.00	11/1/09	ARM-INTONLY	SERIES1
0	178,000.00	0.00	80.00	680	12.77 2YR-CUSTOM	N	11/1/09	0.000	0.000	0.000	0.000	0.00	11/1/09	FIXEDRATE	EXPRESS1
0	188,000.00	0.00	90.00	736	0.00 3YR-MODIFIED	N	12/1/09	0.000	0.000	0.000	0.000	0.71	12/1/09	FIXEDRATE	EXPRESS1
30	188,000.00	0.00	90.00	666	35.76 5YR-MODIFIED	N	12/1/09	0.000	0.000	0.000	0.000	0.00	12/1/09	FIXEDRATE	SERIES1
0	160,000.00	0.00	95.00	650	41.82 NO-PREPAY	N	12/1/09	0.000	0.000	0.000	0.000	0.00	12/1/09	FIXEDRATE	A+
0	193,600.00	0.00	94.39	669	45.30 5YR-STANDARD	N	12/1/09	10.500	3.000	1.000	4.250	0.00	12/1/09	ARM	SERIES0
0	141,900.00	0.00	100.00	720	23.67 6MO-STANDARD	N	12/1/07	11.750	3.000	1.000	4.250	0.00	12/1/07	ARM	SERIES0
0	0.00	0.00	61.86	707	41.26 3YR-MODIFIED	N	12/1/09	0.000	0.000	0.000	0.000	0.00	12/1/09	ARM	SERIES1
0	0.00	0.00	75.00	648	22.11 NO-PREPAY	N	12/1/09	11.500	3.000	1.000	2.500	0.00	12/1/09	ARM	SERIES1
0	410,000.00	0.00	100.00	748	48.87 2YR-MODIFIED	N	12/1/06	11.000	3.000	1.000	3.875	0.00	12/1/06	ARM-INTONLY	SERIES1
0	618,840.00	0.00	123,768.00	711	23.52 3YR-MODIFIED	N	12/1/07	11.375	3.000	1.000	3.500	0.00	12/1/07	ARM-INTONLY	SERIES1
0	489,500.00	0.00	99,900.00	678	44.26 NO-PREPAY	N	6/1/05	11.750	3.000	1.000	3.250	0.00	6/1/05	ARM-INTONLY	SERIES0
0	475,000.00	0.00	100.00	756	47.78 2YR-MODIFIED	N	12/1/07	10.875	3.000	1.000	3.250	0.00	12/1/07	ARM-INTONLY	SERIES2
22	239,614.00	0.00	89.98	625	42.75 5YR-SPECIAL	N	11/1/05	15.875	1.000	1.000	1.60	0.00	11/1/05	BALLOON	A+
0	0.00	0.00	80.86	632	42.13 NO-PREPAY	N	12/1/09	0.000	0.000	0.000	0.000	0.00	12/1/09	ARM-INTONLY	SERIES2
0	0.00	0.00	70.00	772	51.72 3YR-MODIFIED	N	12/1/09	10.990	3.000	1.000	3.875	0.00	12/1/09	ARM-INTONLY	SERIES0
0	0.00	0.00	80.00	686	38.04 5YR-MODIFIED	N	12/1/09	0.000	0.000	0.000	0.000	0.00	12/1/09	FIXEDRATE	SERIES0
0	235,000.00	0.00	68.97	613	38.82 3YR-MODIFIED	N	10/1/07	0.000	0.000	0.000	0.000	0.00	10/1/07	FIXEDRATE	SERIES3
0	0.00	0.00	90.00	641	42.47 3YR-MODIFIED	N	12/1/06	11.875	3.000	1.000	3.750	0.00	12/1/06	ARM-INTONLY	SERIES1
0	0.00	0.00	85.00	654	44.11 2YR-MODIFIED	N	11/1/11	11.500	3.000	1.000	3.875	0.00	11/1/11	ARM-INTONLY	SERIES1
0	0.00	0.00	89.00	692	46.64 3YR-MODIFIED	N	6/1/05	11.750	3.000	1.000	3.375	0.00	6/1/05	ARM-INTONLY	SERIES0
0	450,000.00	0.00	88.89	740	52.78 NO-PREPAY	N	12/1/06	11.250	3.000	1.000	3.750	0.00	12/1/06	ARM-INTONLY	SERIES1
0	551,236.00	0.00	94.97	705	0.00 2YR-MODIFIED	N	5/1/05	11.750	3.000	1.000	3.250	0.00	5/1/05	ARM-INTONLY	SERIES0
0	0.00	0.00	65.00	742	37.11 NO-PREPAY	N	12/1/09	11.125	3.000	1.000	3.625	0.00	12/1/09	ARM-INTONLY	SERIES0
22	0.00	0.00	64.85	748	39.70 5YR-MODIFIED	N	12/1/06	11.875	3.000	1.000	3.250	0.00	12/1/06	ARM	EXPRESS2
0	285,000.00	0.00	22.00	618	42.58 NO-PREPAY	N	12/1/06	12.000	3.000	1.000	4.250	0.00	12/1/06	ARM	SERIES3
0	420,000.00	0.00	80.00	630	43.06 2YR-STANDARD	N	12/1/06	13.125	3.000	1.000	4.250	0.00	12/1/06	ARM	SERIES0
0	0.00	0.00	84.000.00	703	37.95 5YR-MODIFIED	N	12/1/09	11.125	3.000	1.000	3.250	0.00	12/1/09	ARM	EXPRESS2
22	0.00	0.00	90.00	716	43.96 NO-PREPAY	N	12/1/06	0.000	0.000	0.000	0.000	0.84	12/1/06	FIXEDRATE	SERIES0
0	0.00	0.00	80.00	680	0.00 1YR-STANDARD	N	12/1/06	13.250	3.000	1.000	7.000	0.00	12/1/06	ARM-INTONLY	EXPRESS2
35	180,460.00	0.00	100.00	765	34.39 3YR-STANDARD	N	12/1/06	0.000	0.000	0.000	0.000	0.00	12/1/06	FIXEDRATE	EXPRESS2
0	1,685,000.00	0.00	21,400.00	638	49.06 3YR-MODIFIED	N	12/1/09	11.875	3.000	1.000	3.875	0.00	12/1/09	ARM-INTONLY	EXPRESS2
0	0.00	0.00	250,000.00	647	30.95 1YR-STANDARD	N	12/1/06	10.625	3.000	1.000	3.875	0.00	12/1/06	ARM-INTONLY	SERIES1
0	0.00	0.00	62.50	653	36.95 NO-PREPAY	N	6/1/05	0.000	0.000	0.000	0.000	0.00	6/1/05	BALLOON	A+
0	253,000.00	0.00	95.00	730	36.69 3YR-MODIFIED	N	12/1/06	13.300	1.000	1.000	3.875	0.00	12/1/06	BALLOON	A+
0	382,465.00	0.00	177,100.00	682	31.37 NO-PREPAY	N	12/1/06	0.000	0.000	0.000	0.000	0.00	12/1/06	ARM-INTONLY	SERIES0
0	408,000.00	0.00	95.00	636	39.99 NO-PREPAY	N	11/1/06	11.875	3.000	1.000	3.875	0.00	11/1/06	ARM-INTONLY	SERIES0
0	500,990.00	0.00	99.98	722	41.01 NO-PREPAY	N	12/1/06	11.875	3.000	1.000	3.250	0.00	12/1/06	ARM-INTONLY	SERIES0
0	0.00	0.00	62.83	630	1.00 3YR-STANDARD	N	5/1/05	0.000	0.000	0.000	0.000	0.00	5/1/05	FIXEDRATE	EXPRESS2
0	650,000.00	0.00	84.62	683	34.32 NO-PREPAY	N	12/1/07	10.750	3.000	1.000	3.500	0.00	12/1/07	ARM-INTONLY	SERIES0
0	325,000.00	0.00	90.00	697	31.01 3YR-MODIFIED	N	12/1/07	11.375	3.000	1.000	3.875	0.00	12/1/07	ARM-INTONLY	SERIES0
0	280,000.00	0.00	42,000.00	677	39.25 1YR-STANDARD	N	12/1/07	0.000	0.000	0.000	0.000	0.00	12/1/07	FIXEDRATE	EXPRESS2
0	488,000.00	0.00	99,600.00	762	43.67 3YR-MODIFIED	N	12/1/07	12.125	3.000	1.000	3.375	0.00	12/1/07	ARM-INTONLY	SERIES0
0	0.00	0.00	75.00	651	0.00 5YR-MODIFIED	N	12/1/06	0.000	0.000	0.000	0.000	0.00	12/1/06	FIXEDRATE	EXPRESS2
0	0.00	0.00	80.00	762	40.25 2YR-MODIFIED	N	12/1/06	0.000	0.000	0.000	0.000	0.00	12/1/06	FIXEDRATE	EXPRESS1
30	160,000.00	0.00	73,000.00	667	40.70 2YR-SPECIAL	N	10/1/06	11.750	3.000	1.000	3.875	2.03	10/1/06	ARM-INTONLY	SERIES1
0	0.00	0.00	95.67	653	32.00 2YR-STANDARD	N	11/1/06	10.500	3.000	1.000	3.875	0.00	11/1/06	ARM-INTONLY	SERIES2
0	0.00	0.00	53.73	707	1.00 3YR-SPECIAL	N	11/1/06	12.375	3.000	1.000	3.500	0.00	11/1/06	ARM	EXPRESS1
0	0.00	0.00	69.90	686	41.00 NO-PREPAY	N	12/1/06	0.000	0.000	0.000	0.000	0.00	12/1/06	FIXEDRATE	EXPRESS1
0	0.00	0.00	28.46	685	0.00 3YR-STANDARD	N	12/1/06	0.000	0.000	0.000	0.000	0.00	12/1/06	FIXEDRATE	EXPRESS1
0	205,000.00	0.00	75.00	631	46.56 NO-PREPAY	N	12/1/06	0.000	0.000	0.000	0.000	0.00	12/1/06	BALLOON	A+
0	245,000.00	0.00	95.00	764	41.45 2YR-STANDARD	N	12/1/06	0.000	0.000	0.000	0.000	0.00	12/1/06	BALLOON	A+
0	313,000.00	0.00	100.00	648	49.42 2YR-STANDARD	N	12/1/06	11.375	3.000	1.000	3.250	0.00	12/1/06	ARM-INTONLY	SERIES1
0	153,390.00	0.00	80.00	663	46.73 2YR-STANDARD	N	11/1/06	11.250	3.000	1.000	2.250	0.00	11/1/06	ARM-INTONLY	ADAPT1
0	0.00	0.00	94.98	709	33.63 1YR-MODIFIED	N	11/1/06	10.875	3.000	1.000	2.250	0.00	11/1/06	ARM-INTONLY	ADAPT1
0	153,390.00	0.00	68.03	756	53.10 3YR-STANDARD	N	11/1/07	11.375	2.000	2.000	2.250	0.00	11/1/07	ARM-INTONLY	ADAPT1
0	153,390.00	0.00	94.98	709	40.41 NO-PREPAY	N	11/1/07	12.875	2.000	2.000	2.750	0.00	11/1/07	ARM-INTONLY	ADAPT1
0	0.00	0.00	36.59	678	33.53 NO-PREPAY	N	11/1/07	11.125	2.000	2.000	2.250	0.00	11/1/07	ARM-INTONLY	ADAPT1
0	0.00	0.00	89.98	627	46.75 3YR-STANDARD	N	11/1/07	11.250	2.000	2.000	2.250	0.00	11/1/07	ARM-INTONLY	ADAPT1
0	573,000.00	0.00	69.80	641	38.90 NO-PREPAY	N	11/1/06	11.000	3.000	1.000	2.250	0.00	11/1/06	ARM-INTONLY	ADAPT1
0	0.00	0.00	80.00	776	28.73 NO-PREPAY	N	11/1/06	11.500	3.000	1.000	2.250	0.00	11/1/06	ARM-INTONLY	ADAPT1
0	0.00	0.00	100.00	626	38.96 NO-PREPAY	N	11/1/06	10.875	3.000	1.000	2.250	0.00	11/1/06	ARM-INTONLY	ADAPT1
0	0.00	0.00	89.93	705	47.71 NO-PREPAY	N	11/1/06	11.250	2.000	2.000	2.250	0.00	11/1/06	ARM-INTONLY	ADAPT1
0	315,650.00	0.00	54.39	743	40.41 NO-PREPAY	N	11/1/07	12.875	2.000	2.000	2.75				

PMI	25	236,000.00	0.00	90.00	670	0.00	3YR-MODIFIED	N	11/10/09	12,000	6,000	2,000	3,500	0.00	11/10/09	ARM-ANTONLY	ADAPT1
RADIAN - LENDER PAID	35	10,500.00	0.00	100.00	706	48.34	3YR-MODIFIED	N	11/10/09	12,875	6,000	2,000	3,500	1.01	11/10/09	ARM-ANTONLY	ADAPT1
		83,000.00	0.00	80.00	654	0.00	3YR-MODIFIED	N	11/10/09	12,625	6,000	2,000	3,500	0.00	11/10/09	ARM-ANTONLY	ADAPT1
PMI	35	140,000.00	0.00	100.00	770	0.00	3YR-MODIFIED	N	11/10/07	12,500	6,000	2,000	3,500	0.00	11/10/07	ARM-ANTONLY	ADAPT0
		365,000.00	0.00	100.00	690	0.00	3YR-MODIFIED	N	11/10/07	12,500	6,000	2,000	3,500	0.00	11/10/07	ARM-ANTONLY	ADAPT0
		135,900.00	0.00	95.00	804	32.67	NO-PREPAY	N	11/10/09	11,000	6,000	2,000	3,500	0.00	11/10/09	ARM-ANTONLY	ADAPT1
		329,828.00	0.00	95.00	676	0.00	3YR-MODIFIED	N	11/10/07	11,000	6,000	2,000	3,500	0.00	11/10/07	ARM-ANTONLY	ADAPT0
		194,000.00	0.00	95.00	710	30.66	1YR-MODIFIED	N	5/10/05	12,250	1,000	1,000	3,500	0.00	5/10/05	ARM-ANTONLY	ADAPT0
		270,000.00	0.00	95.00	691	0.00	1YR-MODIFIED	N	5/10/05	12,000	1,000	1,000	3,500	0.00	5/10/05	ARM-ANTONLY	ADAPT0
		150,490.00	0.00	100.00	752	0.00	1YR-MODIFIED	N	5/10/05	11,875	1,000	1,000	3,500	0.00	5/10/05	ARM-ANTONLY	ADAPT0
		125,000.00	0.00	95.00	683	32.42	1YR-MODIFIED	N	10/10/09	12,125	6,000	2,000	3,500	0.00	10/10/09	ARM-ANTONLY	ADAPT0
		157,000.00	0.00	87.26	748	0.00	3YR-MODIFIED	N	10/10/09	12,500	6,000	2,000	3,500	0.00	10/10/09	ARM-ANTONLY	ADAPT0
		136,900.00	0.00	100.00	763	0.00	3YR-MODIFIED	N	11/10/09	11,750	6,000	2,000	3,500	0.00	11/10/09	ARM-ANTONLY	ADAPT0
		151,000.00	0.00	100.00	646	35.12	3YR-MODIFIED	N	11/10/09	12,125	6,000	2,000	3,500	0.00	11/10/09	ARM-ANTONLY	ADAPT0
		816,000.00	0.00	79.45	694	0.00	5YR-MODIFIED	N	11/10/09	11,500	6,000	2,000	3,500	0.00	11/10/09	ARM-ANTONLY	ADAPT0
		149,500.00	0.00	95.00	711	0.00	NO-PREPAY	N	4/10/05	11,500	1,000	1,000	3,500	0.00	4/10/05	ARM-ANTONLY	ADAPT0
		575,000.00	0.00	43.47	685	0.00	3YR-MODIFIED	N	10/10/09	12,000	6,000	2,000	3,500	0.00	10/10/09	ARM-ANTONLY	ADAPT0
		216,000.00	0.00	80.00	652	0.00	3YR-MODIFIED	N	10/10/09	11,875	6,000	2,000	3,500	0.00	10/10/09	ARM-ANTONLY	ADAPT0
		143,000.00	0.00	85.00	655	0.00	3YR-MODIFIED	N	11/10/09	13,125	6,000	2,000	3,500	0.00	11/10/09	ARM-ANTONLY	ADAPT1
		166,900.00	0.00	95.00	756	0.00	1YR-MODIFIED	N	11/10/09	13,000	3,000	1,000	3,500	0.57	11/10/09	ARM-ANTONLY	ADAPT1
		0.00	0.00	75.00	749	0.00	3YR-MODIFIED	N	11/10/09	12,375	3,000	1,000	3,500	0.00	11/10/09	ARM-ANTONLY	ADAPT1
		129,900.00	0.00	87.69	661	0.00	1YR-MODIFIED	N	11/10/09	12,875	6,000	2,000	3,500	0.75	12/10/07	ARM-ANTONLY	ADAPT1
		239,000.00	0.00	10,000.00	716	0.00	3YR-MODIFIED	N	11/10/09	11,125	6,000	2,000	3,500	0.00	11/10/09	ARM-ANTONLY	ADAPT0
		226,900.00	0.00	94.97	684	0.00	1YR-MODIFIED	N	11/10/07	11,625	6,000	2,000	3,500	0.00	11/10/07	ARM-ANTONLY	ADAPT0
		125,000.00	0.00	100.00	634	33.22	3YR-MODIFIED	N	10/10/09	11,875	6,000	2,000	3,500	0.98	10/10/09	ARM-ANTONLY	ADAPT2
		219,000.00	0.00	100.00	721	0.00	5YR-MODIFIED	N	10/10/09	12,625	6,000	2,000	3,500	0.00	10/10/09	ARM-ANTONLY	ADAPT0
		255,000.00	0.00	95.00	721	0.00	3YR-MODIFIED	N	10/10/09	11,875	6,000	2,000	3,500	0.00	10/10/09	ARM-ANTONLY	ADAPT0
		143,500.00	0.00	80.00	678	46.47	3YR-MODIFIED	N	11/10/09	11,875	6,000	2,000	3,500	0.00	11/10/09	ARM-ANTONLY	ADAPT1
		180,000.00	0.00	80.00	667	0.00	3YR-MODIFIED	N	11/10/09	12,125	6,000	2,000	3,500	0.00	11/10/09	ARM-ANTONLY	ADAPT1
		300,000.00	0.00	95.00	661	0.00	NO-PREPAY	N	5/10/05	12,250	1,000	1,000	3,500	0.00	5/10/05	ARM-ANTONLY	ADAPT1
		224,900.00	0.00	90.00	688	0.00	1YR-MODIFIED	N	11/10/09	12,625	6,000	2,000	3,500	0.00	11/10/09	ARM-ANTONLY	ADAPT0
		465,728.00	0.00	33.78	656	0.00	3YR-MODIFIED	N	11/10/09	12,625	6,000	2,000	3,500	0.00	11/10/09	ARM-ANTONLY	ADAPT0
		0.00	0.00	90.00	699	0.00	NO-PREPAY	N	11/10/09	12,375	6,000	2,000	3,500	0.00	11/10/09	ARM-ANTONLY	ADAPT1
		120,550.00	0.00	90.00	712	0.00	5YR-MODIFIED	N	11/10/09	13,000	6,000	2,000	3,500	0.00	11/10/09	ARM-ANTONLY	ADAPT0
		279,000.00	0.00	100.00	660	0.00	3YR-MODIFIED	N	10/10/09	12,500	6,000	2,000	3,500	0.00	10/10/09	ARM-ANTONLY	ADAPT1
		255,000.00	0.00	100.00	712	0.00	3YR-MODIFIED	N	10/10/09	12,500	6,000	2,000	3,500	0.00	10/10/09	ARM-ANTONLY	ADAPT0
		543,160.00	0.00	90.00	746	0.00	3YR-MODIFIED	N	11/10/09	12,750	6,000	2,000	3,500	0.00	11/10/09	ARM-ANTONLY	ADAPT0
		420,500.00	0.00	85.47	723	0.00	3YR-MODIFIED	N	11/10/09	12,500	6,000	2,000	3,500	0.00	11/10/09	ARM-ANTONLY	ADAPT0
		465,728.00	0.00	100.00	706	86.80	NO-PREPAY	N	4/10/05	11,625	1,000	1,000	3,500	0.00	4/10/05	ARM-ANTONLY	ADAPT0
		175,000.00	0.00	95.00	688	0.00	1YR-MODIFIED	N	11/10/09	13,125	6,000	2,000	3,500	0.89	11/10/09	ARM-ANTONLY	ADAPT0
		392,292.00	0.00	79.83	667	0.00	3YR-MODIFIED	N	11/10/09	12,500	6,000	2,000	3,500	0.00	11/10/09	ARM-ANTONLY	ADAPT1
		142,080.00	0.00	94.98	674	0.00	3YR-MODIFIED	N	11/10/07	12,750	6,000	2,000	3,500	0.00	11/10/07	ARM-ANTONLY	ADAPT1
		277,000.00	0.00	90.00	726	0.00	3YR-MODIFIED	N	11/10/09	12,375	6,000	2,000	3,500	0.00	11/10/09	ARM-ANTONLY	ADAPT0
		346,000.00	0.00	72.89	694	0.00	3YR-MODIFIED	N	11/10/09	11,875	6,000	2,000	3,500	0.00	11/10/09	ARM-ANTONLY	ADAPT0
		543,160.00	0.00	90.00	746	0.00	3YR-MODIFIED	N	11/10/09	12,125	6,000	2,000	3,500	0.33	11/10/09	ARM-ANTONLY	ADAPT0
		0.00	0.00	63.60	675	0.00	3YR-MODIFIED	N	5/10/05	12,625	1,000	1,000	3,500	0.00	5/10/05	ARM-ANTONLY	ADAPT1
		175,000.00	0.00	95.00	768	0.00	3YR-MODIFIED	N	11/10/09	12,625	6,000	2,000	3,500	0.00	11/10/09	ARM-ANTONLY	ADAPT0
		392,292.00	0.00	98.98	688	44.58	3YR-MODIFIED	N	11/11/11	11,750	6,000	2,000	3,500	0.00	11/11/11	ARM-ANTONLY	ADAPT0
		261,431.00	0.00	95.00	654	0.00	1YR-MODIFIED	N	11/10/09	12,000	6,000	2,000	3,500	0.00	11/10/09	ARM-ANTONLY	ADAPT1
		197,500.00	0.00	79.89	698	0.00	1YR-MODIFIED	N	11/10/09	11,875	6,000	2,000	3,500	0.00	11/10/09	ARM-ANTONLY	ADAPT0
		189,900.00	0.00	100.00	779	0.00	NO-PREPAY	N	11/10/07	12,250	6,000	2,000	3,500	0.00	11/10/07	ARM-ANTONLY	ADAPT0
		0.00	0.00	100.00	677	0.00	NO-PREPAY	N	11/10/07	11,625	6,000	2,000	3,500	0.00	11/10/07	ARM-ANTONLY	ADAPT1
		154,000.00	0.00	90.00	732	41.24	1YR-MODIFIED	N	4/10/05	12,000	1,000	1,000	3,500	0.00	4/10/05	ARM-ANTONLY	ADAPT1
		0.00	0.00	80.00	697	0.00	3YR-MODIFIED	N	11/10/09	12,625	6,000	2,000	3,500	0.00	11/10/09	ARM-ANTONLY	ADAPT0
		197,000.00	0.00	80.00	749	0.00	3YR-MODIFIED	N	11/10/09	12,125	6,000	2,000	3,500	0.00	11/10/09	ARM-ANTONLY	ADAPT0
		163,000.00	0.00	90.00	738	0.00	3YR-MODIFIED	N	11/10/09	12,625	6,000	2,000	3,500	0.00	11/10/09	ARM-ANTONLY	ADAPT0
		625,000.00	0.00	30,600.00	766	0.00	1YR-MODIFIED	N	5/10/05	11,625	6,000	2,000	3,500	0.00	5/10/05	ARM-ANTONLY	ADAPT0
		279,000.00	0.00	90.00	664	41.10	1YR-MODIFIED	N	11/10/07	11,125	6,000	2,000	3,500	0.00	11/10/07	ARM-ANTONLY	ADAPT1
		127,625.00	0.00	95.00	676	0.00	3YR-MODIFIED	N	10/10/09	11,625	6,000	2,000	3,500	0.00	10/10/09	ARM-ANTONLY	ADAPT0
		105,000.00	0.00	100.00	719	0.00	3YR-MODIFIED	N	10/10/09	11,875	6,000	2,000	3,500	0.00	10/10/09	ARM-ANTONLY	ADAPT0
		390,000.00	0.00	100.00	689	0.00	3YR-MODIFIED	N	10/10/09	11,875	6,000	2,000	3,500	0.00	10/10/09	ARM-ANTONLY	ADAPT1
		0.00	0.00	100.00	692	41.22	3YR-MODIFIED	N	11/10/09	12,250	6,000	2,000	3,500	0.00	11/10/09	ARM-ANTONLY	ADAPT1
		257,000.00	0.00	95.00	653	0.00	3YR-MODIFIED	N	5/10/05	12,500	1,000	1,000	3,500	0.00	5/10/05	ARM-ANTONLY	ADAPT2
		0.00	0.00	100.00	702	0.00	1YR-MODIFIED	N	11/10/07	12,625	6,000	2,000	3,500	0.00	11/10/		

0	590,000.00	0.00	100,000.00	100.00	783	0.00	5YR-MODIFIED	N	11/107	11,375	6,000	2,000	3,500	0.00	11/107	ARM-INTONLY	ADAPTD
0	0.00	0.00	0.00	75.00	701	0.00	1YR-MODIFIED	N	4/105	11,625	1,000	1,000	3,500	0.00	4/105	ARM-INTONLY	ADAPTD
0	295,000.00	0.00	59,000.00	100.00	672	0.00	3YR-MODIFIED	N	4/105	11,625	1,000	1,000	3,500	0.00	4/105	ARM-INTONLY	ADAPTD
0	699,900.00	0.00	104,950.00	94.99	684	0.00	1YR-MODIFIED	N	5/105	10,750	1,000	1,000	3,500	0.00	5/105	ARM-INTONLY	ADAPTD
0	284,000.00	0.00	56,800.00	100.00	720	0.00	3YR-MODIFIED	N	11/107	11,000	6,000	2,000	3,500	0.00	11/107	ARM-INTONLY	ADAPTD
35	170,000.00	0.00	0.00	0.00	659	0.00	5YR-MODIFIED	N	11/109	12,250	6,000	2,000	3,500	0.00	11/109	ARM-INTONLY	ADAPTD
0	331,500.00	0.00	0.00	80.00	663	0.00	3YR-MODIFIED	N	11/109	12,250	6,000	2,000	3,500	0.00	11/109	ARM-INTONLY	ADAPTD
0	0.00	0.00	0.00	72.00	688	0.00	3YR-MODIFIED	N	11/109	12,250	6,000	2,000	3,500	0.00	11/109	ARM-INTONLY	ADAPTD
25	0.00	0.00	0.00	87.00	662	0.00	NO-PREPAY	N	11/109	12,375	6,000	2,000	3,500	0.00	11/109	ARM-INTONLY	ADAPTD
30	430,000.00	0.00	0.00	95.00	681	0.00	1YR-MODIFIED	N	8/107	12,875	6,000	2,000	3,500	0.00	8/107	ARM-INTONLY	ADAPTD
25	384,000.00	0.00	0.00	90.00	686	0.00	5YR-MODIFIED	N	11/109	12,250	6,000	2,000	3,500	0.00	11/109	ARM-INTONLY	ADAPTD
30	230,000.00	0.00	0.00	95.00	693	0.00	3YR-MODIFIED	N	11/109	12,625	6,000	2,000	3,500	0.00	11/109	ARM-INTONLY	ADAPTD
0	0.00	0.00	0.00	80.00	707	0.00	3YR-MODIFIED	N	11/109	11,875	6,000	2,000	3,500	0.00	11/109	ARM-INTONLY	ADAPTD
0	345,000.00	0.00	69,000.00	100.00	621	0.00	1YR-MODIFIED	N	11/109	12,125	6,000	2,000	3,500	0.00	11/109	ARM-INTONLY	ADAPTD
30	258,000.00	0.00	0.00	94.12	697	0.00	3YR-MODIFIED	N	11/107	11,625	6,000	2,000	3,500	0.00	11/107	ARM-INTONLY	ADAPTD
30	189,200.00	0.00	37,840.00	100.00	693	0.00	1YR-MODIFIED	N	11/109	11,625	6,000	2,000	3,500	0.00	11/109	ARM-INTONLY	ADAPTD
0	305,000.00	0.00	0.00	74.9	689	0.00	5YR-MODIFIED	N	11/109	11,625	6,000	2,000	3,500	0.00	11/109	ARM-INTONLY	ADAPTD
0	420,000.00	0.00	80.00	0.00	686	0.00	NO-PREPAY	N	12/109	12,750	3,000	1,000	3,750	0.00	12/109	ARM-INTONLY	ADAPTD
0	163,240.00	0.00	23,912.19	94.65	688	0.00	NO-PREPAY	N	11/106	12,875	3,000	1,000	3,750	0.00	11/106	ARM-INTONLY	ADAPTD
25	89,900.00	0.00	0.00	90.00	676	0.00	NO-PREPAY	N	11/106	13,125	3,000	1,000	4,750	0.00	11/106	ARM-INTONLY	ADAPTD
0	0.00	0.00	0.00	80.00	673	0.00	2YR-MODIFIED	N	11/106	12,750	3,000	1,000	4,250	0.00	11/106	ARM-INTONLY	ADAPTD
22	150,000.00	0.00	0.00	69.29	601	0.00	3YR-MODIFIED	N	11/106	13,000	3,000	1,000	6,125	1.63	11/106	ARM-INTONLY	ADAPTD
0	223,000.00	0.00	0.00	95.00	621	0.00	2YR-MODIFIED	N	11/107	14,500	3,000	1,000	6,125	1.98	11/107	ARM-INTONLY	ADAPTD
0	293,550.00	0.00	0.00	89.97	632	0.00	NO-PREPAY	N	11/109	14,900	3,000	1,000	3,875	1.11	11/109	ARM-INTONLY	ADAPTD
0	0.00	0.00	0.00	0.00	784	0.00	NO-PREPAY	N	11/109	12,500	3,000	1,000	3,250	0.00	11/109	ARM-INTONLY	ADAPTD
0	310,000.00	0.00	0.00	87.10	687	0.00	NO-PREPAY	N	10/106	13,500	3,000	1,000	4,625	0.99	10/106	ARM-INTONLY	ADAPTD
0	370,000.00	0.00	0.00	95.00	646	0.00	NO-PREPAY	N	11/109	12,500	3,000	1,000	4,500	0.00	11/109	ARM-INTONLY	ADAPTD
0	305,000.00	0.00	0.00	0.00	646	0.00	NO-PREPAY	N	11/106	13,625	3,000	1,000	5,500	1.35	11/106	ARM-INTONLY	ADAPTD
0	0.00	244,000.00	0.00	100.00	686	0.00	NO-PREPAY	N	12/106	0.000	0.000	0.000	0.000	0.00	12/106	BALLOON	EXPRESS1
0	232,500.00	0.00	0.00	80.00	634	0.00	3YR-MODIFIED	N	12/106	13,750	3,000	1,000	3,750	0.00	12/106	ARM	EXPRESS2
30	538,892.00	0.00	0.00	95.00	692	0.00	2YR-MODIFIED	N	11/107	12,875	3,000	1,000	0.000	0.00	11/107	BALLOON	EXPRESS1
0	223,000.00	0.00	0.00	95.84	681	0.00	NO-PREPAY	N	12/109	12,875	3,000	1,000	3,875	0.00	12/109	ARM-INTONLY	SERIES1
0	290,495.00	0.00	44,600.00	100.00	675	0.00	3YR-MODIFIED	N	12/109	12,625	3,000	1,000	3,875	0.00	12/109	ARM-INTONLY	SERIES0
0	0.00	0.00	0.00	60.00	690	0.00	5YR-MODIFIED	N	12/106	10,750	3,000	1,000	3,750	0.00	12/106	ARM-INTONLY	SERIES0
0	980,000.00	0.00	240,000.00	95.00	681	0.00	2YR-MODIFIED	N	12/106	12,125	3,000	1,000	3,875	0.00	12/106	ARM-INTONLY	SERIES0
0	327,900.00	0.00	89,370.00	100.00	679	0.00	3YR-STANDARD	N	12/109	11,375	3,000	1,000	3,875	0.00	12/109	ARM-INTONLY	SERIES0
0	0.00	0.00	0.00	80.00	711	0.00	NO-PREPAY	N	12/109	0.000	0.000	0.000	0.000	0.00	12/109	FIXEDRATE	SERIES1
22	210,000.00	0.00	0.00	90.00	667	0.00	NO-PREPAY	N	12/109	12,125	3,000	1,000	3,875	0.00	12/109	ARM-INTONLY	SERIES1
0	0.00	0.00	0.00	89.48	665	0.00	NO-PREPAY	N	12/109	0.000	0.000	0.000	0.000	0.00	12/109	FIXEDRATE	SERIES0
0	152,000.00	0.00	106,400.00	90.00	729	0.00	3YR-STANDARD	N	12/106	11,875	3,000	1,000	3,875	0.00	12/106	ARM-INTONLY	SERIES0
0	460,650.00	0.00	0.00	80.00	646	0.00	NO-PREPAY	N	11/106	11,875	3,000	1,000	3,750	0.00	11/106	ARM-INTONLY	SERIES0
0	180,000.00	0.00	92,000.00	90.00	683	0.00	2YR-STANDARD	N	12/106	11,250	3,000	1,000	3,875	0.00	12/106	ARM-INTONLY	SERIES0
0	1,076,206.00	0.00	218,400.00	89.99	674	0.00	3YR-MODIFIED	N	12/106	11,250	3,000	1,000	3,875	0.00	12/106	ARM-INTONLY	SERIES0
30	118,000.00	0.00	0.00	0.00	643	0.00	NO-PREPAY	N	12/109	12,625	3,000	1,000	3,750	0.00	12/109	BALLOON	EXPRESS1
0	131,990.00	0.00	20,000.00	95.00	683	0.00	3YR-MODIFIED	N	11/106	11,375	3,000	1,000	3,500	0.00	11/106	BALLOON	EXPRESS2
0	268,000.00	0.00	67,000.00	95.00	757	0.00	NO-PREPAY	N	12/106	13,000	3,000	1,000	3,875	0.00	12/106	ARM-INTONLY	SERIES0
0	118,000.00	0.00	92,100.00	95.00	683	0.00	NO-PREPAY	N	12/106	11,600	3,000	1,000	3,875	0.00	12/106	ARM-INTONLY	SERIES0
0	0.00	0.00	0.00	86.00	637	0.00	2YR-STANDARD	N	12/106	13,000	3,000	1,000	3,875	0.00	12/106	ARM-INTONLY	SERIES0
0	310,000.00	0.00	45,100.00	95.00	730	0.00	1YR-MODIFIED	N	12/106	11,600	3,000	1,000	3,875	0.00	12/106	ARM-INTONLY	SERIES0
22	482,000.00	0.00	135,600.00	100.00	639	0.00	3YR-SPECIAL	N	12/106	11,375	3,000	1,000	3,250	0.00	12/106	ARM-INTONLY	SERIES0
0	0.00	0.00	0.00	80.00	662	0.00	NO-PREPAY	N	12/106	0.000	0.000	0.000	0.000	0.00	12/106	FIXEDRATE	EXPRESS1
0	0.00	0.00	0.00	80.00	589	0.00	5YR-SPECIAL	N	12/106	0.000	0.000	0.000	0.000	0.00	12/106	FIXEDRATE	EXPRESS2
0	0.00	0.00	0.00	49.95	716	0.00	NO-PREPAY	N	12/109	11,125	3,000	1,000	3,500	0.00	12/109	ARM-INTONLY	SERIES0
0	1,495,000.00	0.00	0.00	50.17	737	0.00	3YR-STANDARD	N	12/111	11,125	3,000	1,000	3,875	0.00	12/111	ARM-INTONLY	SERIES0
0	451,500.00	0.00	0.00	80.00	652	0.00	1YR-STANDARD	N	12/106	12,875	3,000	1,000	3,875	0.00	12/106	ARM-INTONLY	SERIES0
0	0.00	0.00	0.00	79.05	635	0.00	NO-PREPAY	N	12/106	0.000	0.000	0.000	0.000	0.00	12/106	FIXEDRATE	EXPRESS1
0	150,000.00	0.00	30,000.00	100.00	639	0.00	NO-PREPAY	N	10/106	13,250	3,000	1,000	5,000	0.00	10/106	ARM-INTONLY	SERIES0
0	415,000.00	0.00	82,000.00	100.00	672	0.00	1YR-STANDARD	N	10/106	13,250	3,000	1,000	5,000	0.00	10/106	ARM-INTONLY	SERIES0
0	479,300.00	0.00	79,324.00	95.00	610	0.00	2YR-STANDARD	N	10/106	12,375	3,000	1,000	5,000	0.00	10/106	ARM-INTONLY	SERIES0
0	565,000.00	0.00	84,750.00	95.00	682	0.00	3YR-STANDARD	N	11/106	13,375	3,000	1,000	5,000	0.00	11/106	ARM-INTONLY	SERIES0
0	250,000.00	0.00	50,000.00	100.00	645	0.00	1YR-STANDARD	N	11/106	13,375	3,000	1,000	5,000	0.00	11/106	ARM-INTONLY	SERIES0
0	240,000.00	0.00	44,000.00	87.09	674	0.00	3YR-STANDARD	N	11/106	12,250	3,000	1,000	5,000	0.00	11/106	ARM-INTONLY	SERIES0
0	300,000.00	0.00	28,300.00	90.00	677	0.00	1YR-STANDARD	N	10/106	13,000	3,000	1,000	5,000	0.00	10		

0	0	0.00	0.00	0.00	71.67	688	35.72 3YR-STANDARD	N	10/1/09	10,500	3,000	1,000	5,000	0.00	10/1/09	N	ARM-INTONLY
0	0	0.00	0.00	0.00	71.09	683	34.71 2YR-STANDARD	N	10/1/09	10,500	3,000	1,000	5,000	0.00	10/1/09	N	ARM-INTONLY
0	0	0.00	0.00	0.00	71.09	691	41.59 3YR-STANDARD	N	10/1/09	12,250	3,000	1,000	5,000	0.00	10/1/09	N	ARM-INTONLY
0	238,000.00	0.00	0.00	35,700.00	95.00	635	41.14 3YR-STANDARD	N	10/1/09	11,375	3,000	1,000	5,000	0.00	10/1/09	N	ARM-INTONLY
0	183,273.00	0.00	0.00	95.00	742	37.69 3YR-STANDARD	N	10/1/09	11,375	3,000	1,000	5,000	0.00	10/1/09	N	ARM-INTONLY	
0	129,000.00	0.00	0.00	32,250.00	95.00	752	26.98 NO-PREPAY	N	12/1/06	11,750	3,000	1,000	3,250	0.00	12/1/06	N	BALLOON
0	165,000.00	0.00	0.00	90,300.00	95.00	700	39.21 3YR-STANDARD	N	12/1/06	11,000	3,000	1,000	3,875	0.00	12/1/06	N	BALLOON
0	240,000.00	0.00	0.00	16,500.00	49.62	620	28.02 5YR-MODIFIED	N	12/1/09	11,000	3,000	1,000	3,875	0.00	12/1/09	N	BALLOON
0	283,000.00	0.00	0.00	95.00	674	43.21 1YR-STANDARD	N	12/1/09	11,000	3,000	1,000	3,875	0.00	12/1/09	N	BALLOON	
0	170,552.70	0.00	0.00	90,000.00	676	43.05 1YR-STANDARD	N	12/1/09	11,000	3,000	1,000	3,875	0.00	12/1/09	N	BALLOON	
0	0.00	0.00	0.00	80,480.00	713	32.37 3YR-STANDARD	N	12/1/09	11,000	3,000	1,000	3,875	0.00	12/1/09	N	BALLOON	
0	533,000.00	0.00	0.00	96.64	698	45.00 2YR-STANDARD	N	12/1/09	11,000	3,000	1,000	3,875	0.00	12/1/09	N	BALLOON	
0	130,000.00	0.00	0.00	440,000.00	789	20.00 1YR-STANDARD	N	12/1/09	11,000	3,000	1,000	3,875	0.00	12/1/09	N	BALLOON	
0	234,900.00	0.00	0.00	194,000.00	680	24.83 2YR-STANDARD	N	12/1/09	11,000	3,000	1,000	3,875	0.00	12/1/09	N	BALLOON	
0	220,000.00	0.00	0.00	187,920.00	674	44.39 3YR-MODIFIED	N	12/1/07	11,000	3,000	1,000	3,875	0.00	12/1/07	N	BALLOON	
0	0.00	0.00	0.00	66,000.00	644	38.69 3YR-STANDARD	N	12/1/07	11,000	3,000	1,000	3,875	0.00	12/1/07	N	BALLOON	
0	0.00	0.00	0.00	66.45	624	28.41 3YR-STANDARD	N	12/1/07	11,000	3,000	1,000	3,875	0.00	12/1/07	N	BALLOON	
0	0.00	0.00	0.00	57,000.00	698	32.25 5YR-MODIFIED	N	12/1/07	11,000	3,000	1,000	3,875	0.00	12/1/07	N	BALLOON	
0	345,000.00	0.00	0.00	100,000.00	750	44.82 3YR-STANDARD	N	12/1/07	11,000	3,000	1,000	3,875	0.00	12/1/07	N	BALLOON	
0	0.00	0.00	0.00	70,000.00	661	42.01 NO-PREPAY	N	12/1/07	11,000	3,000	1,000	3,875	0.00	12/1/07	N	BALLOON	
0	84,000.00	0.00	0.00	90,000.00	705	57.00 5YR-MODIFIED	N	12/1/07	11,000	3,000	1,000	3,875	0.00	12/1/07	N	BALLOON	
30	162,000.00	0.00	0.00	100,000.00	728	42.01 NO-PREPAY	N	12/1/09	11,000	3,000	1,000	3,875	0.00	12/1/09	N	BALLOON	
35	205,000.00	0.00	0.00	90,000.00	745	57.00 5YR-MODIFIED	N	12/1/09	11,000	3,000	1,000	3,875	0.00	12/1/09	N	BALLOON	
0	375,000.00	0.00	0.00	112,500.00	653	46.44 5YR-MODIFIED	N	12/1/06	11,625	3,000	1,000	3,250	0.00	12/1/06	N	BALLOON	
0	217,000.00	0.00	0.00	43,400.00	722	36.35 2YR-MODIFIED	N	12/1/07	10,625	3,000	2,000	2,250	0.00	12/1/07	N	BALLOON	
0	0.00	0.00	0.00	77.55	771	36.77 NO-PREPAY	N	12/1/07	10,625	3,000	2,000	2,250	0.00	12/1/07	N	BALLOON	
0	0.00	0.00	0.00	61,200.00	688	44.19 1YR-STANDARD	N	12/1/07	11,125	3,000	1,000	3,750	0.00	12/1/07	N	BALLOON	
0	0.00	0.00	0.00	64.67	681	0.00 3YR-MODIFIED	N	12/1/07	11,125	3,000	1,000	3,750	0.00	12/1/07	N	BALLOON	
0	0.00	0.00	0.00	50.56	650	50.48 NO-PREPAY	N	12/1/07	11,250	3,000	1,000	3,875	0.00	12/1/07	N	BALLOON	
0	210,000.00	0.00	0.00	95.00	731	53.03 2YR-STANDARD	N	12/1/06	10,990	3,000	1,000	3,250	0.00	12/1/06	N	BALLOON	
0	299,900.00	0.00	0.00	89,870.00	688	37.25 2YR-MODIFIED	N	12/1/06	10,990	3,000	1,000	3,250	0.00	12/1/06	N	BALLOON	
0	575,000.00	0.00	0.00	172,500.00	705	35.45 NO-PREPAY	N	12/1/06	11,500	3,000	2,000	5,000	0.00	12/1/06	N	BALLOON	
0	252,000.00	0.00	0.00	50,400.00	755	42.64 NO-PREPAY	N	12/1/07	11,375	6,000	2,000	2,250	0.00	12/1/07	N	BALLOON	
0	530,000.00	0.00	0.00	106,000.00	660	39.50 NO-PREPAY	N	12/1/07	11,500	6,000	2,000	2,250	0.00	12/1/07	N	BALLOON	
0	383,000.00	0.00	0.00	80,000.00	775	0.00 NO-PREPAY	N	12/1/06	12,000	2,000	2,000	5,000	0.00	12/1/06	N	BALLOON	
0	1,730,000.00	0.00	0.00	73.69	758	28.91 NO-PREPAY	N	5/1/05	11,500	1,000	1,000	2,250	0.00	5/1/05	N	BALLOON	
0	605,000.00	0.00	0.00	65.00	776	38.95 NO-PREPAY	N	5/1/05	11,000	1,000	1,000	2,250	0.00	5/1/05	N	BALLOON	
0	492,000.00	0.00	0.00	98,400.00	731	27.46 NO-PREPAY	N	11/1/07	10,500	6,000	2,000	2,250	0.00	11/1/07	N	BALLOON	
0	589,000.00	0.00	0.00	73.86	762	0.00 NO-PREPAY	N	11/1/06	12,750	3,000	1,000	2,750	0.00	11/1/06	N	BALLOON	
0	950,000.00	0.00	0.00	84.88	796	24.39 NO-PREPAY	N	11/1/06	11,000	3,000	1,000	2,250	0.00	11/1/06	N	BALLOON	
0	0.00	0.00	0.00	149,895.00	642	0.00 NO-PREPAY	N	5/1/05	10,875	1,000	1,000	2,250	0.00	5/1/05	N	BALLOON	
0	610,000.00	0.00	0.00	126,450.00	779	30.74 2YR-STANDARD	N	12/1/09	10,500	3,000	1,000	3,250	0.00	12/1/09	N	BALLOON	
0	0.00	0.00	0.00	86.40	723	36.37 3YR-MODIFIED	N	12/1/06	10,500	3,000	1,000	2,500	0.00	12/1/06	N	BALLOON	
0	105,000.00	73,500.00	0.00	63.34	671	0.00 NO-PREPAY	N	12/1/06	12,875	3,000	1,000	6,625	0.00	12/1/06	N	BALLOON	
0	0.00	0.00	0.00	62.86	628	35.54 NO-PREPAY	N	0.00	0.00	0.00	0.00	0.00	0.00	0.00	0.00	0.00	EXPRESS2
0	0.00	0.00	0.00	78.95	740	36.36 3YR-MODIFIED	N	0.00	0.00	0.00	0.00	0.00	0.00	0.00	0.00	0.00	EXPRESS
0	77,900.00	0.00	0.00	75.00	662	0.00 5YR-MODIFIED	N	0.00	0.00	0.00	0.00	0.00	0.00	0.00	0.00	0.00	EXPRESS
30	152,900.00	0.00	0.00	95.00	633	1.00 3YR-STANDARD	N	0.00	0.00	0.00	0.00	0.00	0.00	0.00	0.00	0.00	EXPRESS2
0	229,000.00	0.00	0.00	73.67	707	29.52 2YR-STANDARD	N	12/1/06	12,250	3,000	1,000	5,000	2.03	12/1/06	N	BALLOON	
0	183,200.00	0.00	0.00	94.97	725	23.32 2YR-MODIFIED	N	12/1/06	12,375	3,000	1,000	3,250	0.00	12/1/06	N	BALLOON	
0	229,000.00	0.00	0.00	95.00	698	47.67 3YR-STANDARD	N	12/1/06	13,900	3,000	1,000	0.00	0.00	0.00	0.00	0.00	EXPRESS1
30	276,220.00	0.00	0.00	90.00	712	40.20 2YR-MODIFIED	N	12/1/06	10,875	3,000	1,000	7,650	0.53	12/1/06	N	BALLOON	
0	111,000.00	0.00	0.00	90.00	650	0.00 3YR-STANDARD	N	12/1/06	10,875	3,000	1,000	3,500	1.52	12/1/06	N	BALLOON	
0	299,000.00	0.00	0.00	100,000.00	683	33.21 3YR-MODIFIED	N	12/1/06	10,875	3,000	1,000	0.00	0.00	0.00	0.00	0.00	EXPRESS2
0	0.00	0.00	0.00	70.00	633	38.49 5YR-MODIFIED	N	0.00	0.00	0.00	0.00	0.00	0.00	0.00	0.00	0.00	EXPRESS2
0	0.00	0.00	0.00	118,800.00	683	43.41 5YR-MODIFIED	N	12/1/09	11,250	3,000	1,000	3,750	0.00	12/1/09	N	BALLOON	
0	689,000.00	0.00	0.00	95.05	769	43.25 NO-PREPAY	N	5/1/05	10,875	1,000	1,000	2,250	0.00	5/1/05	N	BALLOON	
0	580,000.00	0.00	0.00	80.00	798	38.57 NO-PREPAY	N	5/1/05	11,000	1,000	1,000	2,250	0.00	5/1/05	N	BALLOON	
0	381,365.00	0.00	0.00	89.97	645	0.00 NO-PREPAY	N	11/1/06	12,500	2,000	2,000	5,000	0.00	11/1/06	N	BALLOON	
0	850,000.00	0.00	0.00	80.00	747	0.00 NO-PREPAY	N	11/1/07	12,500	3,000	1,000	2,875	0.00	11/1/07	N	BALLOON	
0	317,000.00	0.00	0.00	127,500.00	628	43.10 NO-PREPAY	N	11/1/07	11,250	6,000	2,000	2,250	0.00	11/1/07	N	BALLOON	
0	347,000.00	0.00	0.00	63,400.00	792	38.00 NO-PREPAY	N	11/1/07	11,250	6,000	2,000	2,250	0.00	11/1/07	N	BALLOON	
0	1,035,000.00	0.00	0.00	50,000.00	699	35.10 NO-PREPAY	N	11/1/07	11,000	6,000	2,000	2,250	0.00	11/1/07	N	BALLOON	
0	0.00	0.00	0.00	100,000.00	770	46.38 NO-PREPAY	N	11/1/07	11,500	6,000	2,000	2,250	0.00	11/1/07	N	BALLOON	
0	351,500.00	0.00	0.00	76.56	698	38.26 NO-PREPAY	N	11/1/07	10,750								

0	480,600.00	0.00	86,120.00	100.00	761	37.35 3YR-MODIFIED	N	11/1/05	10,950	2,000	2,000	3,000	0.00	11/1/05	ARM-INTONLY	ADAPTD
0	280,000.00	0.00	56,000.00	100.00	652	38.19 3YR-MODIFIED	N	11/1/05	11,200	2,000	2,000	3,200	0.00	11/1/05	ARM-INTONLY	ADAPTD
0	205,000.00	0.00	37,603.74	99.18	630	37.60 3YR-MODIFIED	N	11/1/05	11,700	2,000	2,000	3,700	0.00	11/1/05	ARM-INTONLY	ADAPTD
0	518,000.00	0.00	103,600.00	100.00	747	32.65 3YR-MODIFIED	N	11/1/05	10,950	2,000	2,000	3,000	0.00	11/1/05	ARM-INTONLY	ADAPTD
0	429,000.00	0.00	85,800.00	100.00	761	40.25 3YR-MODIFIED	N	11/1/05	11,450	2,000	2,000	3,450	0.00	11/1/05	ARM-INTONLY	ADAPTD
0	320,000.00	0.00	64,000.00	100.00	649	35.41 3YR-MODIFIED	N	11/1/05	11,200	2,000	2,000	2,500	0.00	11/1/05	ARM-INTONLY	ADAPTD
0	499,000.00	0.00	33,400.00	100.00	646	46.49 3YR-MODIFIED	N	11/1/05	11,450	2,000	2,000	5,450	0.00	11/1/05	ARM-INTONLY	ADAPTD
0	319,000.00	0.00	63,800.00	100.00	689	30.66 3YR-MODIFIED	N	11/1/05	11,450	2,000	2,000	3,450	0.00	11/1/05	ARM-INTONLY	ADAPTD
0	785,000.00	0.00	150,000.00	99.11	718	29.07 3YR-MODIFIED	N	11/1/05	12,200	2,000	2,000	3,075	0.00	11/1/05	ARM-INTONLY	ADAPTD
0	250,000.00	0.00	37,746.85	99.36	643	43.68 2YR-MODIFIED	N	11/1/06	11,750	3,000	1,000	4,200	0.00	11/1/06	ARM-INTONLY	ADAPTD
0	115,000.00	0.00	50,000.00	100.00	670	43.78 2YR-MODIFIED	N	11/1/06	11,250	3,000	1,000	5,250	0.00	11/1/06	ARM-INTONLY	ADAPTD
0	210,000.00	0.00	40,588.41	99.33	715	32.34 2YR-MODIFIED	N	11/1/06	11,500	3,000	1,000	5,500	0.00	11/1/06	ARM-INTONLY	ADAPTD
0	245,000.00	0.00	49,000.00	100.00	643	43.02 NO-PREPAY	N	11/1/06	11,250	3,000	1,000	5,250	0.00	11/1/06	ARM-INTONLY	ADAPTD
0	235,000.00	0.00	47,000.00	100.00	778	34.56 2YR-MODIFIED	N	11/1/06	11,625	3,000	1,000	5,625	0.00	11/1/06	ARM-INTONLY	ADAPTD
0	325,000.00	0.00	65,000.00	100.00	802	39.68 2YR-MODIFIED	N	11/1/06	11,625	3,000	1,000	5,625	0.00	11/1/06	ARM-INTONLY	ADAPTD
0	280,000.00	0.00	54,613.83	99.51	706	50.79 2YR-MODIFIED	N	11/1/06	13,875	3,000	1,000	7,875	0.00	11/1/06	ARM-INTONLY	ADAPTD
0	340,000.00	0.00	64,000.00	100.00	675	49.41 2YR-MODIFIED	N	11/1/06	12,000	3,000	1,000	6,000	0.00	11/1/06	ARM-INTONLY	ADAPTD
0	176,000.00	0.00	34,215.1	99.56	684	43.15 2YR-MODIFIED	N	11/1/06	12,500	3,000	1,000	5,875	0.00	11/1/06	ARM-INTONLY	ADAPTD
0	320,000.00	0.00	102,000.00	100.00	769	38.87 2YR-MODIFIED	N	11/1/06	12,500	3,000	1,000	6,500	0.00	11/1/06	ARM-INTONLY	ADAPTD
0	510,000.00	0.00	34,421.51	99.56	684	49.84 2YR-MODIFIED	N	11/1/06	14,875	3,000	1,000	5,000	0.00	11/1/06	ARM-INTONLY	ADAPTD
0	209,900.00	0.00	40,754.41	99.42	678	29.42 2YR-MODIFIED	N	11/1/06	12,000	3,000	1,000	6,000	0.00	11/1/06	ARM-INTONLY	ADAPTD
0	347,000.00	0.00	50,400.00	100.00	628	32.39 2YR-MODIFIED	N	11/1/06	12,000	3,000	1,000	6,000	0.00	11/1/06	ARM-INTONLY	ADAPTD
0	445,000.00	0.00	89,000.00	100.00	719	35.20 2YR-MODIFIED	N	11/1/06	12,000	2,000	2,000	3,225	0.00	11/1/06	ARM-INTONLY	ADAPTD
0	166,900.00	0.00	32,189.96	99.40	622	38.87 2YR-MODIFIED	N	11/1/06	13,250	3,000	1,000	6,250	0.00	11/1/06	ARM-INTONLY	ADAPTD
0	335,000.00	0.00	67,000.00	100.00	645	43.00 2YR-MODIFIED	N	11/1/06	12,250	3,000	1,000	6,250	0.00	11/1/06	ARM-INTONLY	ADAPTD
0	124,000.00	0.00	18,600.00	95.00	692	29.98 3YR-MODIFIED	N	11/1/06	11,325	2,000	2,000	3,325	0.00	11/1/06	ARM-INTONLY	ADAPTD
0	108,000.00	0.00	16,200.00	95.00	677	33.35 2YR-MODIFIED	N	11/1/06	12,750	3,000	1,000	6,750	0.00	11/1/06	ARM-INTONLY	ADAPTD
0	145,000.00	0.00	26,570.59	94.37	732	55.90 2YR-MODIFIED	N	11/1/06	13,250	3,000	1,000	7,250	0.00	11/1/06	ARM-INTONLY	ADAPTD
0	182,000.00	0.00	21,300.00	95.00	714	35.57 2YR-MODIFIED	N	11/1/06	14,125	3,000	1,000	8,125	0.00	11/1/06	ARM-INTONLY	ADAPTD
0	463,000.00	0.00	64,063.88	94.71	695	63.85 2YR-MODIFIED	N	11/1/06	14,625	3,000	1,000	8,625	0.00	11/1/06	ARM-INTONLY	ADAPTD
0	112,000.00	0.00	15,741.69	94.06	683	35.37 3YR-MODIFIED	N	11/1/06	13,500	3,000	1,000	7,500	0.00	11/1/06	ARM-INTONLY	ADAPTD
0	204,815.00	0.00	29,720.41	94.52	720	1.00 3YR-MODIFIED	N	11/1/05	11,500	2,000	2,000	5,500	0.00	11/1/05	ARM-INTONLY	ADAPTD
22	0.00	0.00	0.00	90.00	672	18.50 2YR-MODIFIED	N	11/1/06	12,250	3,000	1,000	6,250	0.00	11/1/06	ARM-INTONLY	ADAPTD
0	0.00	0.00	109,650.00	95.00	632	20.23 3YR-MODIFIED	N	11/1/05	10,950	2,000	2,000	3,000	0.00	11/1/05	ARM-INTONLY	ADAPTD
0	535,000.00	0.00	107,000.00	100.00	756	41.90 3YR-MODIFIED	N	11/1/05	11,250	2,000	2,000	3,250	0.00	11/1/05	ARM-INTONLY	ADAPTD
0	325,000.00	0.00	65,000.00	100.00	664	38.32 3YR-MODIFIED	N	11/1/05	11,825	2,000	2,000	5,825	0.00	11/1/05	ARM-INTONLY	ADAPTD
0	230,000.00	0.00	46,000.00	100.00	670	38.32 3YR-MODIFIED	N	11/1/06	12,000	3,000	1,000	6,000	0.00	11/1/06	ARM-INTONLY	ADAPTD
0	172,000.00	0.00	34,400.00	100.00	642	41.33 2YR-MODIFIED	N	11/1/06	13,500	3,000	1,000	7,500	0.00	11/1/06	ARM-INTONLY	ADAPTD
0	324,900.00	0.00	63,754.02	99.63	632	37.78 2YR-MODIFIED	N	11/1/06	10,375	5,000	1,000	5,375	0.00	11/1/06	ARM-INTONLY	ADAPTD
0	330,000.00	0.00	0.00	80.00	721	26.42 NO-PREPAY	N	5/1/05	10,990	1,000	1,000	4,990	0.00	5/1/05	ARM-INTONLY	ADAPTD
0	0.00	0.00	0.00	70.00	709	1.00 3YR-MODIFIED	N	11/1/05	11,500	2,000	2,000	5,500	0.00	11/1/05	ARM-INTONLY	ADAPTD
0	183,590.00	0.00	89.97	75.00	626	43.48 NO-PREPAY	N	12/1/09	11,500	3,000	1,000	3,875	0.00	12/1/09	ARM-INTONLY	ADAPTD
0	281,320.00	0.00	57,450.00	100.00	650	38.23 NO-PREPAY	N	12/1/09	11,500	3,000	1,000	3,875	0.00	12/1/09	ARM-INTONLY	ADAPTD
0	0.00	0.00	0.00	76.23	689	47.15 5YR-MODIFIED	N	12/1/09	0.000	0.000	0.000	0.000	0.00	12/1/09	ARM-INTONLY	ADAPTD
0	260,000.00	0.00	78,000.00	100.00	776	25.15 NO-PREPAY	N	12/1/09	11,875	3,000	1,000	3,875	0.00	12/1/09	ARM-INTONLY	ADAPTD
0	480,000.00	0.00	46,000.00	90.00	639	44.82 NO-PREPAY	N	5/1/05	11,250	1,000	1,000	3,500	0.00	5/1/05	ARM-INTONLY	ADAPTD
0	188,790.00	0.00	37,750.00	100.00	691	38.84 5YR-MODIFIED	N	0.000	0.000	0.000	0.000	0.000	0.00	0.000	ARM-INTONLY	ADAPTD
0	195,900.00	0.00	39,000.00	100.00	690	31.17 NO-PREPAY	N	0.000	0.000	0.000	0.000	0.000	0.00	0.000	ARM-INTONLY	ADAPTD
0	100,000.00	0.00	0.00	80.00	702	48.73 NO-PREPAY	N	0.000	0.000	0.000	0.000	0.000	0.00	0.000	ARM-INTONLY	ADAPTD
0	0.00	0.00	0.00	80.00	679	39.07 NO-PREPAY	N	0.000	0.000	0.000	0.000	0.000	0.00	0.000	ARM-INTONLY	ADAPTD
0	547,250.00	0.00	102,000.00	100.00	690	31.35 5YR-MODIFIED	N	12/1/06	11,000	3,000	1,000	3,750	0.00	12/1/06	ARM-INTONLY	ADAPTD
0	340,000.00	0.00	0.00	80.00	683	29.94 NO-PREPAY	N	6/1/05	10,875	1,000	1,000	3,250	0.00	6/1/05	ARM-INTONLY	ADAPTD
0	636,000.00	0.00	199,155.00	100.00	677	42.67 2YR-MODIFIED	N	12/1/06	10,990	3,000	1,000	3,125	0.00	10/1/06	ARM-INTONLY	ADAPTD
0	653,851.00	0.00	199,980.00	77.27	690	0.00 2YR-CUSTOM	N	10/1/06	10,990	6,000	2,000	2,250	0.00	10/1/06	ARM-INTONLY	ADAPTD
0	0.00	0.00	0.00	35.22	727	40.00 2YR-CUSTOM	N	10/1/06	11,750	6,000	2,000	2,250	0.00	10/1/06	ARM-INTONLY	ADAPTD
0	425,000.00	0.00	85,000.00	100.00	700	36.00 2YR-CUSTOM	N	7/1/06	12,900	3,000	1,000	4,625	0.00	7/1/06	ARM-INTONLY	ADAPTD
0	197,386.00	0.00	39,477.00	100.00	735	0.00 2YR-CUSTOM	N	9/1/06	11,625	3,000	1,000	3,125	0.00	9/1/06	ARM-INTONLY	ADAPTD
0	265,000.00	0.00	79,500.00	100.00	663	0.00 2YR-CUSTOM	N	4/1/05	10,990	1,000	1,000	3,000	0.00	4/1/05	ARM-INTONLY	ADAPTD
0	395,000.00	0.00	19,700.00	100.00	680	40.00 3YR-CUSTOM	N	11/1/06	11,500	3,000	1,000	2,875	0.00	11/1/06	ARM-INTONLY	ADAPTD
0	355,000.00	0.00	0.00	80.00	683	0.00 2YR-CUSTOM	N	10/1/07	11,990	6,000	2,000	2,250	0.00	10/1/07	ARM-INTONLY	ADAPTD
0	335,000.00	0.00	0.00	80.00	774	41.40 2YR-CUSTOM	N	11/1/06	11,250	6,000	2,000	2,250	0.00	11/1/06	ARM-INTONLY	ADAPTD
0	270,000.00	0.00	67,500.00	95.00	689	26.00 2YR-CUSTOM	N	4/1/05	11,990	1,000	1,000	3,375	0.00	4/1/05	ARM-INTONLY	ADAPTD
0	300,000.00	0.00	60,000.00	100.00	755	34.00 6MO-CUSTOM	N	4/1								

0	0.00	0.00	124,288.00	95.00	700	43.00 5YR-CUSTOM	N	4/1/05	10,500	1,000	2,500	0.00	4/1/05	ARM-INTONLY	ADAPT0
0	0.00	78.37	0.00	0.00	648	0.00 2YR-CUSTOM	N	1/1/05	10,990	1,000	2,750	0.00	1/1/05	ARM-INTONLY	ADAPT1
0	1,250,000.00	90.00	250,000.00	90.00	651	0.00 2YR-CUSTOM	N	10/1/06	11,990	1,000	2,750	0.00	10/1/06	ARM-INTONLY	ADAPT1
0	188,300.00	100.00	50,400.00	100.00	745	41.00 2YR-CUSTOM	N	10/1/06	11,500	3,000	2,875	0.00	10/1/06	ARM-INTONLY	ADAPT0
0	680,000.00	90.00	66,000.00	90.00	747	41.00 2YR-CUSTOM	N	10/1/06	11,750	3,000	2,875	0.00	10/1/06	ARM-INTONLY	ADAPT0
0	295,000.00	90.00	29,500.00	90.00	748	40.62 NO-PREPAY	N	8/1/06	12,250	3,000	4,375	0.00	8/1/06	ARM-INTONLY	ADAPT0
0	280,000.00	90.00	56,000.00	90.00	729	0.00 2YR-CUSTOM	N	11/1/04	9,999	1,000	2,750	0.00	11/1/05	ARM-INTONLY	ADAPT0
0	590,000.00	100.00	118,000.00	100.00	784	40.00 1YR-CUSTOM	N	10/1/06	12,250	3,000	2,875	0.00	10/1/06	ARM-INTONLY	ADAPT0
0	163,000.00	80.00	0.00	80.00	702	15.00 3YR-CUSTOM	N	11/1/09	12,250	6,000	2,250	0.00	11/1/09	ARM-INTONLY	ADAPT0
0	775,000.00	0.00	0.00	0.00	770	0.00 7MO-CUSTOM	N	4/1/05	10,750	1,000	2,500	0.00	4/1/05	ARM-INTONLY	ADAPT0
22	648,000.00	0.00	49,637.00	95.32	681	0.00 2YR-CUSTOM	N	10/1/06	11,500	3,000	2,875	0.61	10/1/06	ARM-INTONLY	ADAPT0
0	380,000.00	0.00	80.00	80.00	721	35.00 2YR-CUSTOM	N	10/1/09	10,990	5,000	2,250	0.00	10/1/09	ARM-INTONLY	ADAPT0
0	425,000.00	0.00	85,000.00	100.00	716	39.00 2YR-CUSTOM	N	12/1/04	10,990	1,000	2,500	0.00	11/1/05	ARM-INTONLY	ADAPT0
0	310,000.00	0.00	62,000.00	100.00	724	41.00 2YR-CUSTOM	N	8/1/06	11,375	3,000	2,500	0.00	8/1/06	ARM-INTONLY	ADAPT0
0	480,000.00	0.00	96,000.00	100.00	661	0.00 2YR-CUSTOM	N	10/1/06	11,375	3,000	3,125	0.00	10/1/06	ARM-INTONLY	ADAPT0
0	0.00	0.00	125,214.00	88.68	635	0.00 1YR-CUSTOM	N	11/1/06	11,625	6,000	2,500	0.00	10/1/09	ARM-INTONLY	ADAPT0
0	0.00	0.00	50,998.00	99.90	677	29.00 3YR-CUSTOM	N	10/1/07	11,375	3,000	2,250	0.00	10/1/07	ARM	ADAPT0
0	255,234.00	0.00	108,000.00	100.00	701	0.00 3YR-CUSTOM	N	10/1/06	11,500	3,000	3,250	0.00	10/1/06	ARM-INTONLY	ADAPT0
0	360,000.00	0.00	64,500.00	100.00	726	0.00 2YR-CUSTOM	N	10/1/06	11,250	3,000	2,875	0.00	10/1/06	ARM-INTONLY	ADAPT0
0	825,000.00	0.00	0.00	80.00	738	0.00 2YR-CUSTOM	N	4/1/05	11,990	1,000	3,000	0.00	4/1/05	ARM-INTONLY	ADAPT2
0	682,000.00	0.00	0.00	80.00	637	19.00 2YR-CUSTOM	N	4/1/05	11,990	1,000	3,250	0.00	4/1/05	ARM-INTONLY	ADAPT0
0	184,000.00	0.00	18,400.00	90.00	745	24.00 2YR-CUSTOM	N	10/1/09	11,990	1,000	3,250	0.00	10/1/09	ARM	ADAPT0
0	859,000.00	0.00	98,553.00	95.00	733	39.74 NO-PREPAY	N	10/1/09	11,750	6,000	2,250	0.00	10/1/09	ARM	ADAPT0
0	1,400,000.00	0.00	249,800.00	87.85	712	43.00 2YR-CUSTOM	N	10/1/06	10,990	3,000	2,875	0.00	8/1/07	ARM	ADAPT0
0	0.00	0.00	0.00	60.00	656	19.00 3YR-CUSTOM	N	10/1/06	10,990	3,000	2,875	0.00	10/1/06	ARM	ADAPT0
0	110,000.00	0.00	16,500.00	95.00	704	0.00 3YR-CUSTOM	N	10/1/06	10,500	3,000	2,250	0.00	10/1/06	ARM	ADAPT0
0	750,000.00	0.00	31,000.00	80.00	751	41.00 5YR-CUSTOM	N	10/1/06	10,500	3,000	2,250	0.00	10/1/06	ARM	ADAPT0
0	0.00	0.00	93,000.00	85.00	641	0.00 2YR-CUSTOM	N	10/1/06	10,990	6,000	2,250	0.00	10/1/07	ARM-INTONLY	ADAPT1
0	0.00	0.00	4,988.00	50.32	659	42.00 6MO-CUSTOM	N	4/1/05	11,980	1,000	2,875	0.00	4/1/05	ARM-INTONLY	ADAPT0
0	340,000.00	0.00	64,000.00	100.00	754	0.00 1YR-CUSTOM	N	10/1/06	10,500	3,000	2,875	0.00	10/1/06	ARM-INTONLY	ADAPT0
0	178,000.00	0.00	53,400.00	100.00	738	0.00 3YR-CUSTOM	N	11/1/07	11,375	6,000	2,250	0.00	11/1/07	ARM-INTONLY	ADAPT0
0	0.00	0.00	29,500.00	90.00	702	37.80 2YR-CUSTOM	N	11/1/07	10,990	6,000	2,250	0.00	11/1/07	ARM	ADAPT0
0	0.00	0.00	0.00	80.00	622	0.00 6MO-CUSTOM	N	4/1/05	11,625	2,000	2,250	0.00	4/1/05	ARM-INTONLY	ADAPT0
0	800,000.00	0.00	160,000.00	90.00	687	13.00 2YR-CUSTOM	N	10/1/06	11,250	3,000	3,125	0.00	10/1/06	ARM-INTONLY	ADAPT2
0	251,000.00	0.00	0.00	75.00	652	0.00 2YR-CUSTOM	N	4/1/05	10,990	1,000	2,875	0.00	10/1/06	ARM-INTONLY	ADAPT0
0	474,900.00	0.00	94,980.00	100.00	687	48.00 7MO-CUSTOM	N	10/1/07	11,625	6,000	2,250	0.00	10/1/07	ARM-INTONLY	ADAPT0
0	710,000.00	0.00	0.00	70.00	769	0.00 6MO-CUSTOM	N	4/1/05	10,990	1,000	2,750	0.00	4/1/05	ARM-INTONLY	ADAPT0
0	605,000.00	0.00	121,000.00	100.00	799	40.00 2YR-CUSTOM	N	10/1/06	10,750	3,000	3,125	0.00	10/1/06	ARM-INTONLY	ADAPT2
0	165,500.00	0.00	33,001.00	89.94	764	35.00 2YR-CUSTOM	N	11/1/09	11,875	6,000	2,250	0.00	11/1/09	ARM-INTONLY	ADAPT0
0	0.00	0.00	9,266.00	85.70	695	27.00 NO-PREPAY	N	10/1/07	11,500	6,000	2,250	0.00	10/1/07	ARM-INTONLY	ADAPT0
0	0.00	0.00	6,000.00	85.00	749	0.00 NO-PREPAY	N	7/1/07	11,500	3,000	3,000	0.00	7/1/07	ARM	ADAPT0
0	713,242.00	0.00	142,720.00	99.99	689	40.00 2YR-CUSTOM	N	5/1/05	10,500	1,000	2,750	0.00	5/1/05	ARM-INTONLY	ADAPT0
0	369,000.00	0.00	92,250.00	95.00	755	30.00 2YR-CUSTOM	N	10/1/11	11,990	6,000	2,250	0.00	10/1/11	ARM-INTONLY	ADAPT0
0	0.00	0.00	0.00	90.00	628	0.00 1YR-CUSTOM	N	4/1/05	11,990	1,000	2,750	0.00	4/1/05	ARM-INTONLY	ADAPT2
0	665,000.00	0.00	66,500.00	90.00	668	32.00 NO-PREPAY	N	10/1/09	11,750	5,000	2,250	0.00	10/1/09	ARM-INTONLY	ADAPT1
0	115,000.00	0.00	28,509.00	90.00	738	0.00 6MO-CUSTOM	N	4/1/05	12,250	1,000	2,750	0.00	4/1/05	ARM-INTONLY	ADAPT0
0	610,000.00	0.00	122,000.00	90.00	696	36.00 2YR-CUSTOM	N	10/1/09	10,990	1,000	2,750	0.00	10/1/09	ARM-INTONLY	ADAPT0
0	499,000.00	0.00	99,800.00	100.00	706	47.00 NO-PREPAY	N	8/1/06	11,750	6,000	2,250	0.00	8/1/06	ARM-INTONLY	ADAPT1
0	480,000.00	0.00	96,000.00	90.00	662	0.00 1YR-CUSTOM	N	10/1/09	12,250	3,000	2,250	0.00	10/1/09	ARM	ADAPT0
0	420,000.00	0.00	84,000.00	100.00	742	40.00 2YR-CUSTOM	N	10/1/06	11,990	3,000	3,125	0.00	10/1/06	ARM-INTONLY	ADAPT2
0	308,485.00	0.00	61,666.00	89.97	684	42.00 2YR-CUSTOM	N	11/1/06	10,875	6,000	2,250	0.00	11/1/06	ARM-INTONLY	ADAPT0
0	170,000.00	0.00	0.00	70.00	793	35.00 7MO-CUSTOM	N	5/1/05	11,500	1,000	2,750	0.00	5/1/05	ARM-INTONLY	ADAPT0
0	1,145,000.00	0.00	36,150.00	95.00	649	48.00 6MO-CUSTOM	N	10/1/06	12,500	3,000	4,375	0.00	8/1/06	ARM	ADAPT1
0	1,150,000.00	0.00	114,500.00	90.00	707	25.00 2YR-CUSTOM	N	4/1/05	10,990	1,000	3,000	0.00	4/1/05	ARM-INTONLY	ADAPT0
0	339,800.00	0.00	67,946.00	99.98	764	34.00 2YR-CUSTOM	N	11/1/09	11,750	6,000	2,250	0.00	11/1/09	ARM-INTONLY	ADAPT0
0	660,000.00	0.00	66,000.00	80.00	676	0.00 6MO-CUSTOM	N	2/1/05	10,990	1,000	3,000	0.00	2/1/05	ARM-INTONLY	ADAPT1
0	270,000.00	0.00	81,000.00	100.00	708	0.00 1YR-CUSTOM	N	11/25/06	11,750	6,000	2,250	0.00	11/25/06	ARM-INTONLY	ADAPT0
0	314,000.00	0.00	62,800.00	100.00	758	0.00 2YR-CUSTOM	N	7/1/07	9,999	3,000	2,875	0.00	7/1/07	ARM-INTONLY	ADAPT0
0	478,800.00	0.00	143,736.00	100.00	788	0.00 NO-PREPAY	N	10/1/09	12,500	6,000	2,250	0.00	10/1/09	ARM-INTONLY	ADAPT1
0	420,000.00	0.00	0.00	80.00	642	43.00 7MO-CUSTOM	N	10/1/09	11,990	6,000	2,250	0.00	10/1/09	ARM-INTONLY	ADAPT0
0	400,000.00	0.00	80,000.00	100.00	714	36.00 2YR-CUSTOM	N	10/1/06	11,250	3,000	2,875	0.00	10/1/06	ARM-INTONLY	ADAPT0
0	317,500.00	0.00	0.00	95.00	747	42.00 NO-PREPAY	N	7/1/06	12,125	3,000	4,250	0.00	7/1/06	ARM-INTONLY	ADAPT0
0	712,500.00	0.00	0.00	70.00	749	0.00 3YR-CUSTOM	N	10/1/09	11,990	6,000	2,250	0.00	10/1/09	ARM-INTONLY	ADAPT0
0	130,000.00	0.00	23,211.33	100.00	659	43.00 3YR-CUSTOM	N	10/1/09	13,500	3,000	2,250	0.00	10/1/09	ARM-INTONLY	ADAPT0
0	480,000.00	0.00	0.00	62.30	638	0.00 2YR-CUSTOM	N	8/1/06	11,875	3,000	4,000	0.00	8/1/06	ARM-INTONLY	ADAPT0
0	320,000.00	0.00	64,000.00	100.00	738	0.00 2YR-CUSTOM	N	10/1/06	13,000	3,000	4,625	0.00	10/1/06	ARM-INTONLY	ADAPT3
0	0.00	0.00	0.00	70.00	693	0.00 3YR-CUSTOM	N	10/1/11	12,990	2,000	2,750	0.00	10/1/11	ARM	ADAPT0
0	0.00	0.00</													

0	173,500.00	0.00	34,700.00	90.00	742	38.00	2YR-CUSTOM	N	10/1/09	11,250	6,000	2,000	2,250	0.00	10/1/09	ARM-ANTONLY	ADAPTO
0	16,500.00	0.00	16,500.00	90.00	736	44.00	2YR-CUSTOM	N	10/1/07	11,625	6,000	2,000	2,250	0.00	10/1/07	ARM-ANTONLY	ADAPTO
0	510,000.00	0.00	0.00	80.00	652	35.00	2YR-CUSTOM	N	11/1/06	11,500	3,000	1,000	3,125	0.00	11/1/06	ARM-ANTONLY	ADAPTO
0	0.00	0.00	44.17	100.00	697	0.00	3YR-CUSTOM	N	11/1/07	11,500	6,000	2,000	2,250	0.00	11/1/07	ARM-ANTONLY	ADAPTO
0	330,000.00	0.00	0.00	100.00	685	50.73	NO-PREPAY	N	8/1/06	12,375	3,000	1,000	4,500	0.00	8/1/06	ARM-ANTONLY	ADAPTO
0	0.00	0.00	0.00	75.00	714	0.00	5YR-CUSTOM	N	6/1/09	12,375	5,000	1,000	3,625	0.00	6/1/09	ARM-ANTONLY	ADAPTO
0	228,000.00	0.00	0.00	100.00	674	0.00	6MO-CUSTOM	N	11/1/06	11,990	3,000	1,000	3,125	0.00	11/1/06	ARM-ANTONLY	ADAPTO
0	0.00	0.00	68.40	100.00	681	0.00	6MO-CUSTOM	N	11/1/09	12,250	6,000	2,000	2,250	0.00	11/1/09	ARM-ANTONLY	ADAPTO
0	275,000.00	0.00	0.00	68.51	681	0.00	6MO-CUSTOM	N	4/1/05	10,990	1,000	1,000	2,750	0.00	4/1/05	ARM-ANTONLY	ADAPTO
0	210,500.00	0.00	0.00	90.00	689	0.00	NO-PREPAY	N	8/1/07	12,125	3,000	1,000	2,625	0.00	8/1/07	ARM-ANTONLY	ADAPTO
0	160,000.00	0.00	31,491.00	94.96	790	38.00	2YR-CUSTOM	N	11/1/07	11,750	6,000	2,000	2,250	0.00	11/1/07	ARM-ANTONLY	ADAPTO
0	265,000.00	0.00	0.00	95.00	729	37.00	2YR-CUSTOM	N	11/1/09	11,990	6,000	2,000	2,250	0.00	11/1/09	ARM-ANTONLY	ADAPTO
0	150,740.00	0.00	29,997.00	80.99	715	39.00	2YR-CUSTOM	N	11/1/09	12,250	6,000	2,000	2,250	0.00	11/1/09	ARM-ANTONLY	ADAPTO
0	889,000.00	0.00	195,533.00	95.00	661	0.00	2YR-CUSTOM	N	10/1/06	11,750	1,000	1,000	3,000	0.00	5/1/05	ARM-ANTONLY	ADAPTO
0	890,000.00	0.00	0.00	60.00	668	0.00	1YR-CUSTOM	N	10/1/06	10,990	3,000	1,000	2,875	0.00	10/1/06	ARM-ANTONLY	ADAPTO
0	1,150,000.00	0.00	0.00	80.00	661	41.00	1YR-CUSTOM	N	11/1/05	9,999	1,000	1,000	3,000	0.00	11/1/05	ARM-ANTONLY	ADAPTO
0	124,000.00	0.00	24,800.00	100.00	668	45.00	6MO-CUSTOM	N	5/1/05	11,250	5,000	1,000	3,250	0.00	5/1/05	ARM-ANTONLY	ADAPTO
0	0.00	0.00	0.00	74.17	647	36.00	3YR-CUSTOM	N	11/1/06	11,500	3,000	1,000	3,125	0.00	11/1/06	ARM-ANTONLY	ADAPTO
0	406,000.00	0.00	81,200.00	90.00	750	0.00	2YR-CUSTOM	N	10/1/09	11,990	6,000	2,000	2,250	0.00	10/1/09	ARM-ANTONLY	ADAPTO
0	380,000.00	0.00	76,000.00	100.00	746	0.00	NO-PREPAY	N	8/1/06	11,875	3,000	1,000	4,000	0.00	8/1/06	ARM-ANTONLY	ADAPTO
0	540,000.00	0.00	0.00	80.00	697	0.00	2YR-CUSTOM	N	4/1/05	11,750	1,000	1,000	2,750	0.00	4/1/05	ARM-ANTONLY	ADAPTO
0	0.00	0.00	68,894.00	86.42	695	27.00	5YR-CUSTOM	N	6/1/09	11,875	5,000	1,000	2,875	0.00	6/1/09	ARM-ANTONLY	ADAPTO
0	450,000.00	0.00	0.00	60.00	656	34.00	3YR-CUSTOM	N	12/1/04	9,999	1,000	1,000	3,000	0.00	8/1/03	ARM-ANTONLY	ADAPTO
0	999,319.00	0.00	199,864.00	85.39	743	40.00	2YR-CUSTOM	N	10/1/06	10,875	3,000	1,000	2,875	0.00	10/1/06	ARM-ANTONLY	ADAPTO
0	430,000.00	0.00	86,000.00	100.00	686	42.00	2YR-CUSTOM	N	10/1/09	11,990	6,000	2,000	2,250	0.00	10/1/09	ARM-ANTONLY	ADAPTO
0	0.00	0.00	250,023.00	88.98	627	34.00	2YR-CUSTOM	N	11/1/06	12,500	3,000	1,000	3,125	0.00	11/1/06	ARM-ANTONLY	ADAPTO
0	0.00	0.00	0.00	60.00	661	39.00	1YR-CUSTOM	N	5/1/05	10,500	1,000	1,000	3,000	0.00	5/1/05	ARM-ANTONLY	ADAPTO
0	1,280,000.00	0.00	0.00	80.00	625	41.00	2YR-CUSTOM	N	10/1/09	13,500	6,000	2,000	2,250	0.00	10/1/09	ARM-ANTONLY	ADAPTO
0	0.00	0.00	0.00	67.21	718	0.00	2YR-CUSTOM	N	10/1/07	11,750	6,000	2,000	2,250	0.00	10/1/07	ARM-ANTONLY	ADAPTO
0	343,000.00	0.00	40,028.00	80.00	614	0.00	2YR-CUSTOM	N	10/1/06	13,000	6,000	2,000	4,950	0.00	10/1/06	ARM-ANTONLY	ADAPTO
0	553,000.00	0.00	111,800.00	90.00	670	0.00	2YR-CUSTOM	N	11/1/06	11,990	3,000	1,000	3,125	0.00	11/1/06	ARM-ANTONLY	ADAPTO
0	0.00	0.00	0.00	80.00	664	0.00	2YR-CUSTOM	N	11/1/09	11,750	6,000	2,000	2,250	0.00	11/1/09	ARM-ANTONLY	ADAPTO
0	510,000.00	0.00	25,500.00	80.00	698	38.00	2YR-CUSTOM	N	10/1/09	12,500	6,000	2,000	2,250	0.00	10/1/09	ARM-ANTONLY	ADAPTO
0	105,694.00	0.00	15,854.00	94.99	722	0.00	2YR-CUSTOM	N	11/1/09	12,500	3,000	1,000	2,875	0.00	11/1/09	ARM-ANTONLY	ADAPTO
0	526,000.00	0.00	105,200.00	100.00	687	0.00	2YR-CUSTOM	N	10/1/06	10,990	3,000	1,000	2,875	0.00	10/1/06	ARM-ANTONLY	ADAPTO
0	339,000.00	0.00	99,871.00	99.49	689	0.00	2YR-CUSTOM	N	10/1/06	11,250	3,000	1,000	3,125	0.00	10/1/06	ARM-ANTONLY	ADAPTO
0	554,950.00	0.00	110,990.00	89.99	662	0.00	2YR-CUSTOM	N	10/1/07	12,500	6,000	2,000	2,250	0.00	10/1/07	ARM-ANTONLY	ADAPTO
0	715,000.00	0.00	143,000.00	90.00	678	42.50	6MO-CUSTOM	N	11/1/05	9,999	1,000	1,000	3,000	0.00	11/1/05	ARM-ANTONLY	ADAPTO
0	350,000.00	0.00	70,000.00	100.00	700	84.00	NO-PREPAY	N	10/1/09	12,125	6,000	2,000	2,250	0.00	10/1/09	ARM-ANTONLY	ADAPTO
0	0.00	0.00	42,000.00	90.00	707	41.00	2YR-CUSTOM	N	10/1/09	12,500	6,000	2,000	2,250	0.00	10/1/09	ARM-ANTONLY	ADAPTO
0	0.00	0.00	51,995.00	90.00	707	50.00	NO-PREPAY	N	7/1/07	12,125	6,000	2,000	2,250	0.00	7/1/07	ARM-ANTONLY	ADAPTO
0	0.00	0.00	0.00	84.76	671	47.24	3YR-CUSTOM	N	7/1/07	11,625	3,000	1,000	3,125	0.00	7/1/07	ARM-ANTONLY	ADAPTO
0	310,000.00	0.00	62,000.00	100.00	685	31.73	NO-PREPAY	N	6/1/07	11,875	3,000	1,000	2,625	0.00	6/1/07	ARM-ANTONLY	ADAPTO
0	236,000.00	0.00	23,600.00	90.00	758	0.00	5YR-CUSTOM	N	10/1/07	11,250	6,000	2,000	2,250	0.00	10/1/07	ARM-ANTONLY	ADAPTO
0	185,550.00	0.00	55,646.00	99.37	687	0.00	3YR-CUSTOM	N	11/1/09	11,990	6,000	2,000	2,250	0.00	11/1/09	ARM-ANTONLY	ADAPTO
0	138,900.00	0.00	41,656.00	90.00	659	0.00	1YR-CUSTOM	N	11/1/06	12,990	3,000	1,000	3,125	0.00	11/1/06	ARM-ANTONLY	ADAPTO
0	254,000.00	0.00	25,400.00	100.00	746	0.00	2YR-CUSTOM	N	7/1/07	11,250	3,000	1,000	3,000	0.00	7/1/07	ARM-ANTONLY	ADAPTO
0	390,000.00	0.00	78,000.00	100.00	762	0.00	3YR-CUSTOM	N	10/1/09	11,990	6,000	2,000	2,250	0.00	10/1/09	ARM-ANTONLY	ADAPTO
0	408,750.00	0.00	0.00	44.95	762	40.00	5YR-CUSTOM	N	7/1/06	11,990	6,000	2,000	2,250	0.00	7/1/06	ARM-ANTONLY	ADAPTO
0	200,000.00	0.00	40,000.00	90.00	640	19.95	2YR-CUSTOM	N	8/1/07	11,625	3,000	1,000	3,750	0.00	8/1/07	ARM-ANTONLY	ADAPTO
0	345,000.00	0.00	302,465.00	66.28	708	38.00	6MO-CUSTOM	N	7/1/06	11,500	3,000	1,000	4,625	0.00	7/1/06	ARM-ANTONLY	ADAPTO
0	195,000.00	0.00	39,200.00	100.00	684	20.00	NO-PREPAY	N	10/1/06	11,500	3,000	1,000	3,000	0.00	10/1/06	ARM-ANTONLY	ADAPTO
0	0.00	0.00	89.70	674	674	39.00	2YR-CUSTOM	N	8/1/06	11,500	3,000	1,000	2,875	0.00	8/1/06	ARM-ANTONLY	ADAPTO
0	1,209,900.00	0.00	120,990.00	89.99	678	41.00	6MO-CUSTOM	N	10/1/06	11,750	3,000	1,000	2,500	0.00	10/1/06	ARM-ANTONLY	ADAPTO
0	489,000.00	0.00	48,900.00	90.00	711	36.00	1YR-CUSTOM	N	10/1/07	11,500	6,000	2,000	2,250	0.00	10/1/07	ARM-ANTONLY	ADAPTO
0	695,000.00	0.00	56,400.00	90.00	644	42.00	NO-PREPAY	N	8/1/06	12,125	3,000	1,000	4,250	0.00	8/1/06	ARM-ANTONLY	ADAPTO
0	380,000.00	0.00	72,000.00	100.00	682	36.17	2YR-CUSTOM	N	11/1/06	11,750	6,000	2,000	2,250	0.00	11/1/06	ARM-ANTONLY	ADAPTO
0	0.00	0.00	0.00	100.00	682	39.00	3YR-CUSTOM	N	11/1/06	11,625	3,000	1,000	2,500	0.00	11/1/06	ARM-ANTONLY	ADAPTO
0	1,295,000.00	0.00	230,251.00	95.00	701	36.00	2YR-CUSTOM	N	10/1/07	11,990	6,000	2,000	2,250	0.00	10/1/07	ARM-ANTONLY	ADAPTO
0	430,000.00	0.00	35,000.00	80.00	671	28.00	1YR-CUSTOM	N	10/1/07	11,500	6,000	2,000	2,250	0.00	10/1/07	ARM-ANTONLY	ADAPTO
0	275,000.00	0.00	43,000.00	80.00	671	36.00	1YR-CUSTOM	N	11/1/07	11,750	6,000	2,000	2,250	0.00	11/1/07	ARM-ANTONLY	ADAPTO
0	321,000.00	0.00	0.00	80.00	781	0.00	5YR-CUSTOM	N	10/1/09</								

0	0	0.00	0.00	70.00	622	17.20 3YR-MODIFIED	N	12/109	11,000	3,000	1,000	3,875	0.00	12/109	ARM-INTONLY	SERIESZ
0	138,000.00	0.00	0.00	90.00	684	45.92 5YR-MODIFIED	N	12/109	11,250	3,000	1,000	3,750	0.00	12/109	ARM-INTONLY	SERIES3
0	0.00	0.00	44.16	0.00	621	38.86 3YR-STANDARD	N	12/109	0.000	0.000	0.000	0.000	0.00	12/109	FIXEDRATE	SERIES5
0	663,000.00	0.00	0.00	79.51	800	15.58 3YR-MODIFIED	N	12/109	11,000	3,000	1,000	3,250	0.00	12/109	ARM-INTONLY	SERIES0
0	206,000.00	0.00	0.00	100.00	714	40.41 NO-PREPAY	N	12/107	11,750	3,000	1,000	3,500	0.00	12/107	ARM-INTONLY	SERIES0
0	0.00	0.00	0.00	57.78	690	42.29 1YR-MODIFIED	N	12/109	10,750	3,000	1,000	3,750	0.00	12/106	ARM-INTONLY	SERIES0
0	131,561.00	0.00	0.00	100.00	703	35.06 2YR-MODIFIED	N	12/106	12,000	3,000	1,000	3,500	0.00	12/106	ARM-INTONLY	SERIES0
0	0.00	0.00	0.00	40.28	669	42.08 NO-PREPAY	N	12/109	11,500	3,000	1,000	3,875	0.00	12/109	ARM-INTONLY	SERIES1
22	175,000.00	0.00	0.00	90.00	687	49.49 3YR-MODIFIED	N	12/109	0.000	0.000	0.000	0.000	0.90	12/109	FIXEDRATE	SERIES0
0	365,700.00	255,850.00	0.00	94.99	695	13.79 1YR-STANDARD	N	12/109	0.000	0.000	0.000	0.000	0.00	12/109	BALLOON	A+
0	0.00	0.00	0.00	68.62	761	43.65 3YR-SPECIAL	N	12/109	11,500	3,000	1,000	3,250	0.00	12/109	ARM-INTONLY	SERIES0
0	0.00	0.00	0.00	69.53	664	36.12 3YR-MODIFIED	N	12/107	11,500	3,000	1,000	3,875	0.00	12/107	ARM-INTONLY	SERIES1
0	0.00	0.00	50.75	0.00	687	14.66 3YR-STANDARD	N	12/109	11,125	3,000	1,000	3,750	0.00	12/109	ARM-INTONLY	SERIES0
0	990,000.00	0.00	0.00	85.00	772	41.03 NO-PREPAY	N	5/105	11,125	1,000	1,000	2,250	0.00	5/105	ARM-INTONLY	ADAPT0
0	1,685,000.00	0.00	0.00	80.00	709	38.73 NO-PREPAY	N	5/105	10,875	1,000	1,000	2,250	0.00	5/105	ARM-INTONLY	ADAPT0
0	1,050,000.00	0.00	0.00	77.15	774	33.51 NO-PREPAY	N	5/105	10,375	1,000	1,000	2,250	0.00	5/105	ARM-INTONLY	ADAPT0
0	0.00	0.00	0.00	95.00	652	38.81 NO-PREPAY	N	5/105	11,250	1,000	1,000	2,500	0.00	5/105	ARM-INTONLY	ADAPT1
0	0.00	0.00	0.00	94.52	717	44.64 NO-PREPAY	N	11/107	11,125	6,000	2,000	2,250	0.00	11/107	ARM-INTONLY	ADAPT0
0	0.00	0.00	0.00	69.00	698	40.79 NO-PREPAY	N	11/107	11,250	6,000	2,000	2,250	0.00	11/107	ARM-INTONLY	ADAPT0
0	540,000.00	0.00	0.00	100.00	791	41.68 NO-PREPAY	N	11/107	11,125	6,000	2,000	2,250	0.00	11/107	ARM-INTONLY	ADAPT0
0	440,000.00	0.00	0.00	79.54	802	39.58 NO-PREPAY	N	11/109	10,875	6,000	2,000	2,250	0.00	11/109	ARM-INTONLY	ADAPT0
0	587,500.00	0.00	0.00	88.10	677	40.74 NO-PREPAY	N	11/109	11,250	6,000	2,000	2,250	0.00	11/109	ARM-INTONLY	ADAPT1
0	0.00	0.00	0.00	75.00	711	22.70 NO-PREPAY	N	5/105	11,000	1,000	1,000	2,250	0.00	5/105	ARM-INTONLY	ADAPT0
0	155,000.00	0.00	0.00	100.00	734	50.00 NO-PREPAY	N	11/106	12,625	3,000	1,000	5,000	0.00	11/106	ARM-INTONLY	ADAPT0
0	180,914.00	0.00	0.00	32,167.00	694	48.53 NO-PREPAY	N	11/106	14,125	3,000	1,000	3,875	0.00	11/106	ARM-INTONLY	ADAPT0
0	328,000.00	0.00	0.00	96.00	652	44.00 2YR-STANDARD	N	11/106	12,375	3,000	1,000	5,250	0.00	11/106	ARM-INTONLY	ADAPT1
0	0.00	0.00	0.00	162,107.00	668	35.00 NO-PREPAY	N	11/106	12,250	3,000	1,000	3,875	0.00	11/106	ARM-INTONLY	ADAPT1
0	386,390.00	0.00	0.00	100.00	693	47.00 2YR-STANDARD	N	11/106	14,250	3,000	1,000	3,875	0.00	11/106	ARM-INTONLY	ADAPT1
0	300,000.00	0.00	0.00	90,000.00	642	39.00 NO-PREPAY	N	11/106	12,250	3,000	1,000	6,000	0.00	11/106	ARM-INTONLY	ADAPT1
0	330,000.00	0.00	0.00	31,032.00	675	35.00 2YR-STANDARD	N	11/107	11,625	3,000	1,000	4,250	0.00	11/107	ARM-INTONLY	ADAPT1
0	485,000.00	0.00	0.00	148,500.00	645	15.00 3YR-STANDARD	N	11/107	13,000	3,000	1,000	3,875	0.00	11/107	ARM-INTONLY	ADAPT2
0	0.00	0.00	0.00	84.11	626	0.00 3YR-STANDARD	N	11/107	12,500	3,000	1,000	3,875	0.00	11/107	ARM-INTONLY	ADAPT2
0	130,000.00	0.00	0.00	26,000.00	687	15.00 2YR-STANDARD	N	11/107	11,500	3,000	1,000	3,875	0.00	11/107	ARM-INTONLY	ADAPT2
0	436,450.00	0.00	0.00	100.00	661	24.58 NO-PREPAY	N	11/107	11,625	3,000	1,000	3,875	0.00	11/107	ARM-INTONLY	ADAPT1
0	205,000.00	0.00	0.00	51,250.00	689	0.00 NO-PREPAY	N	11/107	11,750	3,000	1,000	3,875	0.00	11/107	ARM-INTONLY	ADAPT1
0	0.00	0.00	0.00	61.17	652	0.00 NO-PREPAY	N	11/107	12,500	3,000	1,000	3,875	0.00	11/107	ARM-INTONLY	ADAPT1
0	103,200.00	0.00	0.00	20,640.00	720	0.00 NO-PREPAY	N	11/107	12,375	3,000	1,000	3,875	0.00	11/107	ARM-INTONLY	ADAPT2
0	0.00	0.00	0.00	44,250.00	639	0.00 3YR-STANDARD	N	11/107	12,750	3,000	1,000	3,875	0.00	11/107	ARM-INTONLY	ADAPT2
0	0.00	0.00	0.00	65.00	658	34.00 3YR-STANDARD	N	11/107	12,625	3,000	1,000	3,875	0.00	11/107	ARM-INTONLY	ADAPT1
0	560,000.00	0.00	0.00	100.00	713	30.00 1YR-STANDARD	N	11/109	11,500	3,000	1,000	3,875	0.00	11/109	ARM-INTONLY	ADAPT1
0	700,000.00	0.00	0.00	73.33	674	0.00 1YR-STANDARD	N	11/109	11,000	3,000	1,000	3,875	0.00	11/109	ARM-INTONLY	ADAPT1
0	700,000.00	0.00	0.00	100.00	649	42.00 1YR-STANDARD	N	5/105	10,625	1,000	1,000	3,625	0.00	5/105	ARM-INTONLY	ADAPT0
0	700,000.00	0.00	0.00	97.24	784	0.00 NO-PREPAY	N	5/105	12,625	1,000	1,000	3,625	0.00	5/105	ARM-INTONLY	ADAPT0
0	180,000.00	0.00	0.00	46,000.00	716	15.00 NO-PREPAY	N	11/106	12,125	3,000	1,000	3,875	0.00	11/106	ARM-INTONLY	ADAPT0
0	0.00	0.00	0.00	73.07	624	41.43 3YR-MODIFIED	N	11/107	12,375	3,000	1,000	3,875	0.00	11/107	ARM-INTONLY	ADAPT2
30	219,000.00	0.00	0.00	94.37	686	0.00 1YR-STANDARD	N	11/107	14,000	3,000	1,000	4,875	1.41	11/107	ARM-INTONLY	ADAPT2
30	336,000.00	0.00	0.00	95.00	770	42.90 5YR-MODIFIED	N	11/109	12,375	3,000	1,000	3,250	0.00	11/109	ARM-INTONLY	ADAPT0
0	0.00	0.00	0.00	64.86	639	34.44 NO-PREPAY	N	12/109	11,000	2,000	2,000	3,250	0.00	12/109	ARM-INTONLY	ADAPT0
0	0.00	0.00	0.00	74.49	774	0.00 5YR-MODIFIED	N	12/111	10,250	3,000	1,000	3,250	0.00	12/111	ARM-INTONLY	ADAPT0
0	0.00	0.00	0.00	77.15	813	29.61 1YR-STANDARD	N	12/109	11,000	3,000	1,000	3,250	0.00	12/109	ARM-INTONLY	ADAPT0
0	390,000.00	0.00	0.00	89.35	764	24.95 1YR-STANDARD	N	12/109	10,250	3,000	1,000	3,250	0.00	12/109	ARM-INTONLY	ADAPT0
0	0.00	0.00	0.00	58.82	744	27.42 NO-PREPAY	N	12/109	0.000	0.000	0.000	0.000	0.00	12/109	FIXEDRATE	EXPRESS1
0	290,000.00	0.00	0.00	95.00	667	33.34 5YR-MODIFIED	N	12/109	0.000	0.000	0.000	0.000	0.00	12/109	FIXEDRATE	EXPRESS1
22	0.00	0.00	0.00	89.44	752	29.78 5YR-MODIFIED	N	12/109	0.000	0.000	0.000	0.000	0.81	12/109	FIXEDRATE	EXPRESS1
0	379,000.00	0.00	0.00	94.39	775	26.37 5YR-MODIFIED	N	12/109	11,375	3,000	1,000	3,750	0.00	12/109	ARM-INTONLY	SERIES0
0	0.00	0.00	0.00	64.95	777	34.97 5YR-MODIFIED	N	12/109	0.000	0.000	0.000	0.000	0.00	12/109	ARM-INTONLY	SERIES0
0	0.00	0.00	0.00	90.00	718	0.00 5YR-MODIFIED	N	6/105	0.000	0.000	0.000	0.000	0.38	6/105	FIXEDRATE	EXPRESS1
0	0.00	0.00	0.00	87,500.00	678	30.17 NO-PREPAY	N	6/105	11,000	1,000	1,000	3,750	0.00	6/105	FIXEDRATE	EXPRESS1
0	0.00	0.00	0.00	77.15	726	47.00 5YR-MODIFIED	N	6/105	0.000	0.000	0.000	0.000	0.00	6/105	FIXEDRATE	EXPRESS1
0	530,000.00	0.00	0.00	95.00	713	31.50 5YR-STANDARD	N	6/105	10,875	1,000	1,000	3,250	0.00	6/105	FIXEDRATE	EXPRESS1
0	0.00	0.00	0.00	28.32	702	47.36 5YR-MODIFIED	N	6/105	0.000	0.000	0.000	0.000	0.00	6/105	FIXEDRATE	EXPRESS1
0	535,000.00	0.00	0.00	88.69	665	38.00 2YR-STANDARD	N	11/106	0.000	0.000	0.000	0.000	0.00	11/106	FIXEDRATE	EXPRESS1
0	390,398.00	0.00	0.00	78,050.00	647	49.71 NO-PREPAY	N	11/106	11,125	3,000	1,000	3,875	0.00	11/106	ARM-INTONLY	SERIES1
0	255,000.00	0.00	0.00	99.99	712	42.65 5YR-MODIFIED	N	12/106	12,625	3,000	1,000	3,500	0.00	12/106	ARM-INTONLY	SERIES1
0	360,000.00	0.00	0.00	109,000.00	675	49.68 NO-PREPAY	N	12/109	11,875	3,000	1,000	3,875	0.00	12/109	ARM-INTONLY	SERIES1
30	106,900.00	0.00	0.00	90.00	652	0.00										

TRIAD - BORROWER PAID	0	227,000.00	0.00	80.00	768	27.70 NO-PREPAY	N	10/1/09	10.125	5,000	2,000	3,250	0.00	ARM-INTONLY	ADAPT0
	30	150,000.00	0.00	95.00	708	1.00 NO-PREPAY	N	11/1/09	11.500	5,000	2,000	2,250	0.00	ARM-INTONLY	ADAPT0
	0	0.00	0.00	0.00	741	35.69 NO-PREPAY	N	11/1/09	10.875	5,000	2,000	2,250	0.00	ARM-INTONLY	ADAPT0
	0	0.00	0.00	40.00	648	1.00 NO-PREPAY	N	11/1/09	10.375	5,000	2,000	2,250	0.00	ARM-INTONLY	ADAPT1
	0	465,000.00	0.00	100.00	726	49.11 NO-PREPAY	N	11/1/09	10.000	5,000	2,000	2,250	0.00	ARM-INTONLY	ADAPT0
	0	0.00	0.00	60.63	764	1.00 NO-PREPAY	N	11/1/09	12.375	5,000	2,000	3,250	0.00	ARM-INTONLY	ADAPT0
	0	190,000.00	0.00	100.00	735	44.29 NO-PREPAY	N	11/1/09	12.375	5,000	2,000	3,250	0.00	ARM-INTONLY	ADAPT0
	0	0.00	0.00	60.25	764	1.00 NO-PREPAY	N	11/1/09	12.375	5,000	2,000	3,250	0.00	ARM-INTONLY	ADAPT0
	0	0.00	0.00	78.14	647	1.00 3YR-STANDARD	N	11/1/09	11.625	5,000	2,000	3,250	0.00	ARM-INTONLY	ADAPT1
TRIAD - BORROWER PAID	30	128,000.00	0.00	100.00	640	42.96 NO-PREPAY	N	11/1/09	10.250	5,000	2,000	3,250	0.00	ARM-INTONLY	ADAPT1
TRIAD - BORROWER PAID	25	186,900.00	0.00	95.00	766	1.00 NO-PREPAY	N	11/1/09	11.250	5,000	2,000	3,250	0.00	ARM-INTONLY	ADAPT2
TRIAD - BORROWER PAID	22	0.00	0.00	85.59	634	43.64 3YR-STANDARD	N	11/1/09	10.250	5,000	2,000	3,250	0.00	ARM-INTONLY	ADAPT2
RADIAN - LENDER PAID	25	67,400.00	0.00	89.29	684	29.37 30MC-STANDARD	N	11/1/09	10.250	5,000	2,000	3,250	1.00	FIXEDRATE	ADAPT0
RADIAN - BORROWER PAID	30	0.00	0.00	92.88	727	1.00 3YR-STANDARD	N	11/1/09	0.000	0,000	0,000	0,000	0.00	FIXEDRATE	ADAPT0
	0	175,000.00	0.00	95.00	764	35.89 NO-PREPAY	N	11/1/09	0.000	0,000	0,000	0,000	0.00	FIXEDRATE	A1
	0	0.00	0.00	50.18	692	40.29 2YR-STANDARD	N	11/1/09	0.000	0,000	0,000	0,000	0.00	ARM	SERIES0
	0	895,000.00	0.00	49.16	662	43.00 2YR-STANDARD	N	11/1/07	11.250	3,000	1,000	3,750	0.00	ARM-INTONLY	SERIES1
	0	250,000.00	0.00	90.00	712	46.00 1YR-STANDARD	N	11/1/07	10.875	3,000	1,000	3,875	0.00	BALLOON	A+
	0	321,000.00	0.00	88.43	752	22.90 1YR-STANDARD	N	12/1/07	0.000	0,000	0,000	0,000	0.00	BALLOON	A+
	0	285,000.00	0.00	95.00	684	42.78 3YR-MODIFIED	N	12/1/06	11.625	3,000	1,000	4,500	0.00	ARM	EXPRESS4
	0	372,504.00	0.00	94.38	687	47.30 NO-PREPAY	N	12/1/06	11.625	3,000	1,000	3,750	0.00	ARM-INTONLY	SERIES0
	0	373,903.00	0.00	94.63	687	47.30 NO-PREPAY	N	12/1/06	11.625	3,000	1,000	3,750	0.00	ARM-INTONLY	SERIES0
	0	0.00	0.00	78.30	683	38.88 3YR-MODIFIED	N	1/1/10	12.875	3,000	1,000	3,500	0.00	BALLOON	A+
	0	689,500.00	0.00	99.33	632	47.65 NO-PREPAY	N	12/1/06	0.000	0,000	0,000	0,000	0.00	BALLOON	A+
	0	560,000.00	0.00	90.00	736	41.97 5YR-MODIFIED	N	12/1/05	13.875	3,000	1,000	3,875	0.00	ARM-INTONLY	SERIES1
	0	385,000.00	0.00	90.00	709	41.55 NO-PREPAY	N	12/1/06	11.000	3,000	1,000	3,250	0.00	ARM-INTONLY	SERIES0
	0	149,900.00	0.00	90.00	709	41.55 NO-PREPAY	N	12/1/06	0.000	0,000	0,000	0,000	0.00	ARM-INTONLY	SERIES0
RADIAN - LENDER PAID	30	0.00	0.00	90.00	774	45.22 5YR-MODIFIED	N	12/1/06	0.000	0,000	0,000	0,000	0.77	FIXEDRATE	EXPRESS1
	0	0.00	0.00	90.00	632	49.19 5YR-MODIFIED	N	12/1/06	12.125	3,000	1,000	3,875	0.00	ARM-INTONLY	SERIES0
	0	350,000.00	0.00	77.00	767	40.35 NO-PREPAY	N	6/1/05	10.875	1,000	1,000	3,000	0.00	ARM-INTONLY	SERIES0
	0	880,000.00	0.00	100.00	717	47.93 3YR-STANDARD	N	12/1/09	12.250	3,000	1,000	3,500	0.00	ARM-INTONLY	SERIES0
	0	198,000.00	0.00	90.00	687	39.64 2YR-MODIFIED	N	12/1/06	11.000	3,000	1,000	3,750	0.00	ARM-INTONLY	SERIES0
	0	198,000.00	0.00	90.00	701	31.50 2YR-STANDARD	N	12/1/06	0.000	0,000	0,000	0,000	0.00	FIXEDRATE	SERIES0
	0	198,000.00	0.00	90.00	701	31.50 2YR-STANDARD	N	12/1/06	0.000	0,000	0,000	0,000	0.00	FIXEDRATE	SERIES0
RADIAN - LENDER PAID	30	277,000.00	0.00	95.00	702	41.22 NO-PREPAY	N	12/1/06	15.625	3,000	1,000	9,375	0.74	ARM	EXPRESS1
	0	220,000.00	0.00	100.00	802	41.22 NO-PREPAY	N	12/1/06	12.000	3,000	1,000	3,250	0.00	ARM	SERIES0
	0	197,000.00	0.00	95.00	717	43.65 NO-PREPAY	N	12/1/06	0.000	0,000	0,000	0,000	0.00	BALLOON	A+
	0	0.00	0.00	95.00	643	0.00 5YR-STANDARD	N	12/1/07	0.000	0,000	0,000	0,000	1.88	EXPRESS2	A+
	0	189,900.00	0.00	67.96	626	47.33 NO-PREPAY	N	12/1/07	11.625	3,000	1,000	3,875	0.00	ARM-INTONLY	SERIES2
	0	184,310.00	0.00	90.00	760	29.94 1YR-STANDARD	N	12/1/09	11.250	3,000	1,000	3,250	0.00	ARM-INTONLY	SERIES0
RMIC	30	480,000.00	0.00	90.00	725	0.00 NO-PREPAY	N	12/1/06	12.500	3,000	1,000	3,250	0.00	ARM-INTONLY	SERIES0
	0	338,000.00	0.00	31.96	700	1.00 NO-PREPAY	N	12/1/06	11.750	3,000	1,000	3,500	0.00	ARM	EXPRESS1
	0	0.00	0.00	78.24	674	50.74 NO-PREPAY	N	12/1/09	11.500	3,000	1,000	3,875	0.00	ARM	EXPRESS2
	0	0.00	0.00	42.18	641	35.07 5YR-STANDARD	N	12/1/09	0.000	0,000	0,000	0,000	0.00	FIX-INTONLY	SERIES1
	0	0.00	0.00	84.34	732	46.37 1YR-STANDARD	N	12/1/09	0.000	0,000	0,000	0,000	0.76	FIXEDRATE	SERIES0
RADIAN - LENDER PAID	22	260,000.00	0.00	100.00	777	32.42 NO-PREPAY	N	12/1/09	11.000	3,000	1,000	3,250	0.00	ARM-INTONLY	SERIES0
	0	382,000.00	0.00	100.00	627	44.24 2YR-STANDARD	N	12/1/06	11.500	3,000	1,000	3,875	0.00	ARM-INTONLY	SERIES2
	0	360,000.00	0.00	67.30	637	42.99 NO-PREPAY	N	12/1/06	0.000	0,000	0,000	0,000	0.00	FIXEDRATE	ADAPT2
	0	425,000.00	0.00	80.00	722	45.15 NO-PREPAY	N	12/1/07	0.000	0,000	0,000	0,000	0.00	FIXEDRATE	ADAPT0
	0	480,000.00	0.00	80.00	765	27.42 1YR-MODIFIED	N	12/1/09	0.000	0,000	0,000	0,000	0.00	FIX-INTONLY	ADAPT0
	0	0.00	0.00	50.96	659	1.00 1YR-MODIFIED	N	12/1/06	0.000	0,000	0,000	0,000	0.00	FIXEDRATE	ADAPT1
	0	635,000.00	0.00	80.00	711	50.74 NO-PREPAY	N	12/1/09	0.000	0,000	0,000	0,000	0.00	FIXEDRATE	ADAPT1
	30	122,500.00	0.00	95.00	652	50.74 NO-PREPAY	N	12/1/09	0.000	0,000	0,000	0,000	0.00	FIXEDRATE	ADAPT1
	0	315,000.00	0.00	90.00	696	46.97 1YR-MODIFIED	N	12/1/09	0.000	0,000	0,000	0,000	0.00	FIXEDRATE	ADAPT0
	0	995,000.00	0.00	72.86	788	36.59 NO-PREPAY	N	12/1/09	0.000	0,000	0,000	0,000	0.00	FIXEDRATE	ADAPT0
	0	510,000.00	0.00	80.00	789	41.63 NO-PREPAY	N	12/1/09	0.000	0,000	0,000	0,000	0.00	FIXEDRATE	ADAPT0
	0	0.00	0.00	72.12	621	38.77 NO-PREPAY	N	12/1/09	0.000	0,000	0,000	0,000	0.00	FIXEDRATE	ADAPT0
	0	0.00	0.00	80.00	739	43.91 NO-PREPAY	N	12/1/09	0.000	0,000	0,000	0,000	0.00	FIXEDRATE	ADAPT0
	0	0.00	0.00	80.00	679	34.04 NO-PREPAY	N	12/1/09	0.000	0,000	0,000	0,000	0.00	FIXEDRATE	ADAPT0
	0	478,000.00	0.00	89.00	711	1.00 1YR-MODIFIED	N	12/1/09	0.000	0,000	0,000	0,000	0.00	FIXEDRATE	ADAPT1
	0	800,000.00	0.00	72.48	678	43.03 1YR-MODIFIED	N	12/1/09	0.000	0,000	0,000	0,000	0.00	FIXEDRATE	ADAPT1
	0	0.00	0.00	63.67	622	49.57 1YR-MODIFIED	N	12/1/09	0.000	0,000	0,000	0,000	0.00	FIXEDRATE	ADAPT2
	0	0.00	0.00	68.29	636	46.38 NO-PREPAY	N	12/1/09	0.000	0,000	0,000	0,000	0.00	FIXEDRATE	ADAPT2
	0	585,500.00	0.00	79.93	674	35.43 NO-PREPAY	N	12/1/09	0.000	0,000	0,000	0,000	0.00	FIXEDRATE	ADAPT2
	0	587,500.00	0.00	95.00	767	1.00 1YR-MODIFIED	N	12/1/09	0.000	0,000	0,000	0,000	0.00	FIXEDRATE	ADAPT2
	0	616,503.00	0.00	94.00	667	40.50 NO-PREPAY	N	12/1/09	0.000	0,000	0,000	0,000	0.00	FIXEDRATE	ADAPT2
	0	0.00	0.00	69.84	796	38.33 NO-PREPAY	N	12/1/09	0.000	0,000	0,000	0,000	0.00	FIXEDRATE	ADAPT2
	0	450,000.00	0.00	95.00	654	1.00 1YR-MODIFIED	N	12/1/09	0.000	0,000	0,000	0,000	0.00	FIXEDRATE	ADAPT2
	0	545,000.00	0.00	90.00	640	46.08 NO-PREPAY	N	12/1/09	0.000	0,000	0,000	0,000	0.00	FIXEDRATE	ADAPT2
	0	0.00	0.00	52.43	690	1.00 NO-PREPAY	N	12/1/09	0.000	0,000	0,000	0,000	0.00	FIXEDRATE	ADAPT2
	0	459,000.00	0.00	80.00	783	1.00 NO-PREPAY	N	12/1/09	0.000	0,000	0,000	0,000	0.00	FIXEDRATE	ADAPT2
	0	355,000.00	0.00	90.00	765	37.94 NO-PREPAY	N	12/1/09	0.000	0,000					

0	837,000.00	0.00	83,700.00	90.00	770	N	12/107	10,375	6,000	2,000	2,250	0.00	12/107	ARM-INTONLY	ADAPT0
0	489,000.00	0.00	97,800.00	100.00	697	N	12/107	11,750	6,000	2,000	2,250	0.00	12/107	ARM-INTONLY	ADAPT0
0	0.00	0.00	150,000.00	74.19	780	N	12/107	11,125	6,000	2,000	2,250	0.00	12/107	ARM-INTONLY	ADAPT0
0	494,108.00	0.00	98,723.00	99.98	720	N	12/107	10,875	6,000	2,000	2,250	0.00	12/107	ARM-INTONLY	ADAPT0
0	0.00	0.00	27,973.00	78.35	682	N	12/107	11,375	6,000	2,000	2,250	0.00	12/107	ARM-INTONLY	ADAPT0
0	0.00	0.00	70.00	70.00	746	N	12/107	11,250	6,000	2,000	2,250	0.00	12/107	ARM-INTONLY	ADAPT0
0	412,500.00	0.00	82,500.00	100.00	662	N	9/106	0.000	0.000	0.000	0.000	0.00	9/106	FIXEDRATE	SERIES1
0	167,300.00	0.00	78.98	78.98	603	N	12/106	11,625	3,000	1,000	6,125	0.00	12/106	ARM	SERIES3
22	255,000.00	0.00	299,600.00	90.00	707	N	12/106	0.000	0.000	0.000	0.000	0.00	12/106	BALLOON	A+
0	0.00	0.00	0.00	90.00	754	N	12/106	11,875	3,000	1,000	3,250	0.00	12/106	ARM	SERIES0
0	230,000.00	0.00	42.20	722	742	N	12/106	0.000	0.000	0.000	0.000	0.00	12/106	FIXEDRATE	SERIES0
0	47,000.00	0.00	46.42	646	646	N	12/106	13,000	3,000	1,000	3,375	0.00	12/106	ARM-INTONLY	EXPRESS2
0	0.00	0.00	100,000.00	100.00	701	N	12/106	12,750	3,000	1,000	3,500	0.00	12/106	ARM-INTONLY	EXPRESS2
0	0.00	0.00	34,500.00	80.00	659	N	12/109	11,625	3,000	1,000	3,875	0.00	12/109	ARM-INTONLY	SERIES1
0	183,000.00	0.00	48,250.00	95.00	729	N	12/109	0.000	0.000	0.000	0.000	0.00	12/109	FIXEDRATE	SERIES1
0	500,000.00	135,100.00	0.00	95.00	729	N	12/109	0.000	0.000	0.000	0.000	0.00	12/109	ARM-INTONLY	SERIES1
0	500,000.00	0.00	100,000.00	95.00	683	N	12/107	0.000	0.000	0.000	0.000	0.00	12/107	BALLOON	A+
0	184,400.00	0.00	33.12	601	601	N	12/106	12,250	3,000	1,000	3,750	0.00	12/106	ARM-INTONLY	EXPRESS1
22	0.00	0.00	0.00	90.00	748	N	12/106	0.000	0.000	0.000	0.000	0.00	12/106	ARM	SERIES3
0	0.00	0.00	0.00	73.34	602	N	12/106	0.000	0.000	0.000	0.000	0.00	12/106	FIXEDRATE	SERIES0
0	389,900.00	0.00	77,990.00	100.00	742	N	12/106	12,000	3,000	1,000	3,250	0.00	12/106	ARM-INTONLY	SERIES0
0	511,134.00	0.00	95.00	737	737	N	12/106	0.000	0.000	0.000	0.000	0.00	12/106	ARM-INTONLY	SERIES0
0	237,000.00	0.00	47,400.00	95.00	691	N	12/106	12,125	3,000	1,000	3,750	0.00	12/106	BALLOON	A+
0	415,208.00	0.00	83,042.00	100.00	662	N	12/109	11,750	3,000	1,000	3,875	0.00	12/109	ARM-INTONLY	SERIES1
0	535,000.00	0.00	107,000.00	90.00	798	N	12/109	0.000	0.000	0.000	0.000	0.00	12/109	ARM-INTONLY	SERIES1
0	129,000.00	0.00	0.00	95.00	780	N	12/109	11,500	3,000	1,000	3,750	0.00	12/109	ARM-INTONLY	SERIES1
0	900,000.00	0.00	180,000.00	90.00	665	N	6/105	10,750	1,000	0.000	3,625	0.00	6/105	FIXEDRATE	A+
0	210,000.00	0.00	42,000.00	100.00	729	N	12/106	12,500	3,000	1,000	3,250	0.00	12/106	ARM	SERIES1
0	0.00	0.00	0.00	74.57	749	N	12/106	0.000	0.000	0.000	0.000	0.00	12/106	ARM	EXPRESS1
0	0.00	0.00	63,000.00	90.00	652	N	12/106	12,000	3,000	1,000	3,250	0.00	12/106	FIXEDRATE	SERIES0
0	0.00	0.00	63,000.00	78.97	635	N	12/106	12,000	3,000	1,000	3,375	0.00	12/106	ARM-INTONLY	SERIES1
0	250,000.00	0.00	50,000.00	90.00	679	N	12/109	11,375	3,000	1,000	3,875	0.00	12/109	ARM-INTONLY	SERIES2
0	171,848.00	0.00	0.00	80.00	754	N	12/107	12,000	3,000	1,000	3,250	0.00	12/107	ARM-INTONLY	SERIES1
0	155,000.00	108,500.00	0.00	90.00	687	N	12/109	0.000	0.000	0.000	0.000	0.00	12/109	ARM	SERIES0
0	0.00	0.00	69.42	720	720	N	12/109	11,250	3,000	1,000	3,250	0.00	12/109	BALLOON	A+
0	624,000.00	0.00	187,200.00	100.00	747	N	12/109	12,000	3,000	1,000	3,250	0.00	12/109	ARM-INTONLY	SERIES0
0	116,500.00	0.00	25,000.00	100.00	688	N	11/106	13,880	3,000	1,000	7,890	0.00	11/106	ARM-INTONLY	SERIES0
0	118,500.00	0.00	25,000.00	100.00	632	N	11/106	13,250	3,000	1,000	7,250	0.00	11/106	ARM-INTONLY	ADAPT3
0	0.00	0.00	26,800.00	100.00	695	N	11/106	12,615	3,000	1,000	6,615	0.00	11/106	ARM-INTONLY	ADAPT2
0	134,000.00	0.00	26,800.00	100.00	600	N	11/106	12,615	3,000	1,000	6,615	0.00	11/106	ARM-INTONLY	ADAPT3
0	135,000.00	0.00	28,400.00	100.00	672	N	11/106	12,480	3,000	1,000	6,490	0.00	11/106	ARM-INTONLY	ADAPT1
0	142,000.00	0.00	28,400.00	100.00	600	N	11/106	12,890	3,000	1,000	6,890	0.00	11/106	ARM-INTONLY	ADAPT3
0	142,000.00	0.00	28,400.00	100.00	604	N	11/106	12,615	3,000	1,000	6,615	0.00	11/106	ARM-INTONLY	ADAPT3
0	0.00	0.00	28,800.00	100.00	602	N	11/106	12,240	3,000	1,000	7,240	0.00	11/106	ARM-INTONLY	ADAPT3
0	144,000.00	0.00	28,800.00	100.00	619	N	11/106	12,615	3,000	1,000	7,380	0.00	11/106	ARM-INTONLY	ADAPT1
0	144,450.00	0.00	28,800.00	100.00	656	N	11/106	12,885	3,000	1,000	7,885	0.00	11/106	ARM-INTONLY	ADAPT3
0	155,000.00	0.00	29,800.00	100.00	639	N	11/106	12,240	3,000	1,000	6,240	0.00	11/106	ARM-INTONLY	ADAPT3
0	157,074.00	0.00	31,200.00	100.00	613	N	11/106	13,385	3,000	1,000	7,385	0.00	11/106	ARM-INTONLY	ADAPT1
0	159,000.00	0.00	31,800.00	100.00	646	N	11/106	12,990	3,000	1,000	6,990	0.00	11/106	ARM-INTONLY	ADAPT1
0	159,000.00	0.00	31,800.00	100.00	669	N	11/106	12,480	3,000	1,000	7,240	0.00	11/106	ARM-INTONLY	ADAPT1
0	159,900.00	0.00	31,800.00	100.00	611	N	12/106	12,480	3,000	1,000	6,490	0.00	12/106	ARM-INTONLY	ADAPT3
0	160,000.00	0.00	31,800.00	100.00	601	N	12/106	12,990	3,000	1,000	6,990	0.00	12/106	ARM-INTONLY	ADAPT1
0	0.00	0.00	32,900.00	97.81	668	N	12/106	12,350	3,000	1,000	6,250	0.00	12/106	ARM-INTONLY	ADAPT1
0	0.00	0.00	32,400.00	100.00	658	N	11/106	13,115	3,000	1,000	7,250	0.00	11/106	ARM-INTONLY	ADAPT3
0	162,500.00	0.00	32,400.00	100.00	670	N	11/106	12,990	3,000	1,000	6,990	0.00	11/106	ARM-INTONLY	ADAPT3
0	167,000.00	0.00	33,400.00	100.00	603	N	11/106	13,250	3,000	1,000	7,250	0.00	11/106	ARM-INTONLY	ADAPT3
0	170,200.00	0.00	34,040.00	100.00	642	N	11/106	13,115	3,000	1,000	7,115	0.00	11/106	ARM-INTONLY	ADAPT1
0	175,000.00	0.00	35,000.00	100.00	732	N	11/106	12,385	3,000	1,000	6,385	0.00	11/106	ARM-INTONLY	ADAPT3
0	180,000.00	0.00	37,238.00	100.00	619	N	11/106	12,290	3,000	1,000	6,290	0.00	11/106	ARM-INTONLY	ADAPT0
0	180,000.00	0.00	36,774.00	99.88	612	N	12/106	13,365	3,000	1,000	7,365	0.00	12/106	ARM-INTONLY	ADAPT3
0	179,500.00	0.00	35,900.00	100.00	689	N	12/106	13,240	3,000	1,000	7,240	0.00	12/106	ARM-INTONLY	ADAPT0
0	183,000.00	0.00	39,180.00	100.00	633	N	11/106	12,755	3,000	1,000	6,755	0.00	11/106	ARM-INTONLY	ADAPT3
0	183,000.00	0.00	36,600.00	100.00	615	N	11/106	12,990	3,000	1,000	6,990	0.00	11/106	ARM-INTONLY	ADAPT0
0	185,000.00	0.00	37,000.00	100.00	678	N	11/106	12,240	3,000	1,000	6,240	0.00	11/106	ARM-INTONLY	ADAPT2
0	193,000.00	0.00	38,600.00	100.00	679	N	11/106	12,740	3,000	1,000	6,740	0.00	11/106	ARM-INTONLY	ADAPT3
0	195,500.00	0.00	38,700.00	100.00	695	N	11/106	12,040	3,000	1,000	6,040	0.00	11/106	ARM-INTONLY	ADAPT1
0	202,000.00	0.00	40,400.00	100.00	676	N	11/106	12,500	3,000	1,000	6,500	0.00	11/106	ARM-INTONLY	ADAPT0
0	205,000.00	0.00	41,000.00	100.00	605	N	11/106	12,540	3,000	1,000	6,540	0.00	11/106	ARM-INTONLY	ADAPT3
0	0.00	0.00	41,400.00	100.00	602	N	12/106	12,390	3,000	1,000	6,390	0.00	12/106	ARM-INTONLY	ADAPT3
0	0.00	0.00	42,000.00	100.00	671	N	11/106	12,790	3,000	1,000	6,790	0.00			

0	0.00	0.00	60,000.00	100.00	607	30.00	2YR-STANDARD	11/1/06	13,020	3,000	1,000	7,020	0.00	11/1/06	ARM-INTONLY	ADAPT3
0	305,493.00	0.00	61,100.00	100.00	666	38.00	2YR-STANDARD	12/1/06	12,665	3,000	1,000	6,665	0.00	12/1/06	ARM-INTONLY	ADAPT1
0	307,000.00	0.00	61,400.00	100.00	714	29.00	2YR-STANDARD	11/1/06	12,290	3,000	1,000	6,290	0.00	11/1/06	ARM-INTONLY	ADAPT1
0	310,000.00	0.00	62,000.00	100.00	657	32.00	2YR-STANDARD	12/1/06	12,355	3,000	1,000	6,355	0.00	12/1/06	ARM-INTONLY	ADAPT1
0	325,000.00	0.00	65,000.00	100.00	755	42.00	2YR-STANDARD	11/1/06	12,630	3,000	1,000	6,630	0.00	11/1/06	ARM-INTONLY	ADAPT1
0	0.00	0.00	65,800.00	100.00	680	41.00	2YR-STANDARD	12/1/06	12,240	3,000	1,000	6,240	0.00	12/1/06	ARM-INTONLY	ADAPT1
0	335,000.00	0.00	67,000.00	100.00	681	41.00	2YR-STANDARD	11/1/06	12,615	3,000	1,000	6,615	0.00	11/1/06	ARM-INTONLY	ADAPT1
0	337,000.00	0.00	67,400.00	100.00	673	35.00	2YR-STANDARD	11/1/06	13,040	3,000	1,000	7,040	0.00	11/1/06	ARM-INTONLY	ADAPT1
0	342,700.00	0.00	68,540.00	100.00	646	42.00	2YR-STANDARD	11/1/06	13,250	3,000	1,000	7,250	0.00	11/1/06	ARM-INTONLY	ADAPT1
0	355,000.00	0.00	71,000.00	100.00	708	40.00	2YR-STANDARD	11/1/06	11,920	3,000	1,000	6,920	0.00	11/1/06	ARM-INTONLY	ADAPT1
0	355,000.00	0.00	71,000.00	100.00	711	43.00	2YR-STANDARD	12/1/06	12,630	3,000	1,000	6,630	0.00	12/1/06	ARM-INTONLY	ADAPT1
0	357,500.00	0.00	73,000.00	100.00	677	31.00	2YR-STANDARD	11/1/06	11,915	3,000	1,000	6,915	0.00	11/1/06	ARM-INTONLY	ADAPT1
0	385,000.00	0.00	73,200.00	100.00	679	39.00	2YR-STANDARD	11/1/06	12,415	3,000	1,000	5,915	0.00	11/1/06	ARM-INTONLY	ADAPT1
0	386,000.00	0.00	74,000.00	100.00	669	39.00	2YR-STANDARD	11/1/06	11,540	3,000	1,000	5,540	0.00	11/1/06	ARM-INTONLY	ADAPT1
0	370,000.00	0.00	74,000.00	100.00	672	39.00	2YR-STANDARD	11/1/06	12,990	3,000	1,000	6,990	0.00	11/1/06	ARM-INTONLY	ADAPT1
0	0.00	0.00	75,000.00	100.00	699	38.00	2YR-STANDARD	11/1/06	12,780	3,000	1,000	6,780	0.00	11/1/06	ARM-INTONLY	ADAPT1
0	378,000.00	0.00	76,800.00	100.00	698	38.00	2YR-STANDARD	11/1/06	11,915	3,000	1,000	5,915	0.00	11/1/06	ARM-INTONLY	ADAPT1
0	384,000.00	0.00	76,900.00	100.00	676	44.00	2YR-STANDARD	11/1/06	12,110	3,000	1,000	6,110	0.00	11/1/06	ARM-INTONLY	ADAPT1
0	384,990.00	0.00	79,800.00	100.00	721	44.00	2YR-STANDARD	11/1/06	12,505	3,000	1,000	6,505	0.00	11/1/06	ARM-INTONLY	ADAPT1
0	389,000.00	0.00	80,000.00	100.00	660	38.00	2YR-STANDARD	11/1/06	12,240	3,000	1,000	6,240	0.00	11/1/06	ARM-INTONLY	ADAPT1
0	400,000.00	0.00	80,000.00	100.00	620	38.00	2YR-STANDARD	11/1/06	11,865	3,000	1,000	5,865	0.00	11/1/06	ARM-INTONLY	ADAPT1
0	400,000.00	0.00	80,000.00	100.00	686	37.00	2YR-STANDARD	11/1/06	12,790	3,000	1,000	6,790	0.00	11/1/06	ARM-INTONLY	ADAPT1
0	410,000.00	0.00	82,000.00	100.00	720	39.00	2YR-STANDARD	11/1/06	11,615	3,000	1,000	5,615	0.00	11/1/06	ARM-INTONLY	ADAPT1
0	420,000.00	0.00	85,556.00	100.00	663	44.00	2YR-STANDARD	11/1/06	12,505	3,000	1,000	6,505	0.00	11/1/06	ARM-INTONLY	ADAPT1
0	421,000.00	0.00	84,200.00	100.00	729	41.00	NO-PREPAY	11/1/06	11,865	3,000	1,000	5,865	0.00	11/1/06	ARM-INTONLY	ADAPT1
0	430,000.00	0.00	85,000.00	100.00	696	40.00	2YR-STANDARD	11/1/06	11,990	3,000	1,000	5,990	0.00	11/1/06	ARM-INTONLY	ADAPT1
0	430,000.00	0.00	86,000.00	100.00	708	38.00	NO-PREPAY	11/1/06	11,505	3,000	1,000	5,505	0.00	11/1/06	ARM-INTONLY	ADAPT1
0	430,000.00	0.00	86,000.00	100.00	727	38.00	NO-PREPAY	11/1/06	12,755	3,000	1,000	6,755	0.00	11/1/06	ARM-INTONLY	ADAPT1
0	435,000.00	0.00	88,000.00	100.00	626	44.00	2YR-STANDARD	11/1/06	11,990	3,000	1,000	5,990	0.00	11/1/06	ARM-INTONLY	ADAPT1
0	440,000.00	0.00	89,000.00	100.00	621	44.00	2YR-STANDARD	11/1/06	12,290	3,000	1,000	6,290	0.00	11/1/06	ARM-INTONLY	ADAPT1
0	445,000.00	0.00	89,000.00	100.00	680	33.00	2YR-STANDARD	11/1/06	11,915	3,000	1,000	5,915	0.00	11/1/06	ARM-INTONLY	ADAPT1
0	449,000.00	0.00	89,800.00	100.00	662	42.00	2YR-STANDARD	11/1/06	11,990	3,000	1,000	5,990	0.00	11/1/06	ARM-INTONLY	ADAPT1
0	449,950.00	0.00	89,990.00	100.00	731	44.00	2YR-STANDARD	11/1/06	12,365	3,000	1,000	6,365	0.00	11/1/06	ARM-INTONLY	ADAPT1
0	450,000.00	0.00	90,000.00	100.00	689	41.00	2YR-STANDARD	11/1/06	11,665	3,000	1,000	5,665	0.00	11/1/06	ARM-INTONLY	ADAPT1
0	455,000.00	0.00	91,800.00	100.00	663	44.00	2YR-STANDARD	11/1/06	13,165	3,000	1,000	7,165	0.00	11/1/06	ARM-INTONLY	ADAPT1
0	465,000.00	0.00	93,000.00	100.00	677	38.00	2YR-STANDARD	11/1/06	12,790	3,000	1,000	6,790	0.00	11/1/06	ARM-INTONLY	ADAPT1
0	475,000.00	0.00	95,200.00	100.00	664	44.00	2YR-STANDARD	11/1/06	11,615	3,000	1,000	5,615	0.00	11/1/06	ARM-INTONLY	ADAPT1
0	479,000.00	0.00	95,200.00	100.00	630	44.00	2YR-STANDARD	11/1/06	11,980	3,000	1,000	5,980	0.00	11/1/06	ARM-INTONLY	ADAPT1
0	479,900.00	0.00	95,980.00	100.00	675	32.00	2YR-STANDARD	11/1/06	11,380	3,000	1,000	5,380	0.00	11/1/06	ARM-INTONLY	ADAPT1
0	485,000.00	0.00	95,980.00	100.00	655	30.00	2YR-STANDARD	11/1/06	11,720	3,000	1,000	5,720	0.00	11/1/06	ARM-INTONLY	ADAPT1
0	485,000.00	0.00	97,000.00	100.00	653	30.00	2YR-STANDARD	11/1/06	12,350	3,000	1,000	6,350	0.00	11/1/06	ARM-INTONLY	ADAPT1
0	487,653.00	0.00	97,533.00	100.00	610	1.00	NO-PREPAY	11/1/06	11,400	3,000	1,000	5,400	0.00	11/1/06	ARM-INTONLY	ADAPT1
0	505,000.00	0.00	101,000.00	100.00	736	41.00	2YR-STANDARD	11/1/06	11,380	3,000	1,000	5,380	0.00	11/1/06	ARM-INTONLY	ADAPT1
0	505,000.00	0.00	101,000.00	100.00	695	33.00	2YR-STANDARD	11/1/06	12,415	3,000	1,000	6,415	0.00	11/1/06	ARM-INTONLY	ADAPT1
0	515,000.00	0.00	103,000.00	100.00	663	40.00	2YR-STANDARD	11/1/06	11,380	3,000	1,000	5,380	0.00	11/1/06	ARM-INTONLY	ADAPT1
0	526,000.00	0.00	105,200.00	100.00	661	40.00	2YR-STANDARD	11/1/06	11,675	3,000	1,000	5,675	0.00	11/1/06	ARM-INTONLY	ADAPT1
0	0.00	0.00	106,000.00	100.00	603	36.00	2YR-STANDARD	11/1/06	12,240	3,000	1,000	6,240	0.00	11/1/06	ARM-INTONLY	ADAPT1
0	564,885.00	0.00	112,978.00	100.00	672	39.00	2YR-STANDARD	11/1/06	12,240	3,000	1,000	6,240	0.00	11/1/06	ARM-INTONLY	ADAPT1
0	585,000.00	0.00	117,000.00	100.00	664	43.00	2YR-STANDARD	11/1/06	12,865	3,000	1,000	6,865	0.00	11/1/06	ARM-INTONLY	ADAPT1
0	590,000.00	0.00	118,000.00	100.00	704	39.00	2YR-STANDARD	12/1/06	11,505	3,000	1,000	5,505	0.00	12/1/06	ARM-INTONLY	ADAPT1
0	627,000.00	0.00	146,969.00	100.00	634	44.00	1YR-STANDARD	11/1/06	12,490	3,000	1,000	6,490	0.00	11/1/06	ARM-INTONLY	ADAPT1
0	600,000.00	0.00	120,000.00	100.00	710	33.00	2YR-STANDARD	11/1/06	11,750	3,000	1,000	5,750	0.00	11/1/06	ARM-INTONLY	ADAPT1
0	600,000.00	0.00	120,000.00	100.00	684	42.00	2YR-STANDARD	11/1/06	11,915	3,000	1,000	5,915	0.00	11/1/06	ARM-INTONLY	ADAPT1
0	607,000.00	0.00	121,400.00	100.00	667	36.00	2YR-STANDARD	11/1/06	11,415	3,000	1,000	5,415	0.00	11/1/06	ARM-INTONLY	ADAPT1
0	607,993.00	0.00	121,600.00	100.00	668	36.00	2YR-STANDARD	12/1/06	11,500	3,000	1,000	5,500	0.00	12/1/06	ARM-INTONLY	ADAPT1
0	0.00	0.00	123,000.00	100.00	610	39.00	2YR-STANDARD	11/1/06	11,775	3,000	1,000	5,775	0.00	11/1/06	ARM-INTONLY	ADAPT1
0	615,000.00	0.00	123,000.00	100.00	697	35.00	1YR-STANDARD	11/1/06	11,880	3,000	1,000	5,880	0.00	11/1/06	ARM-INTONLY	ADAPT1
0	629,000.00	0.00	125,800.00	100.00	626	25.00	1YR-STANDARD	11/1/06	11,765	3,000	1,000	5,765	0.00	11/1/06	ARM-INTONLY	ADAPT1
0	640,000.00	0.00	128,000.00	100.00	681	31.00	2YR-STANDARD	11/1/06	12,490	3,000	1,000	6,490	0.00	11/1/06	ARM-INTONLY	ADAPT1
0	692,000.00	0.00	138,400.00	100.00	657	47.00	2YR-STANDARD	11/1/06	11,230	3,000	1,000	5,230	0.00	11/1/06	ARM-INTONLY	ADAPT1
0	715,000.00	0.00	143,000.00	100.00	680	31.00	2YR-STANDARD	11/1/06	12,500	3,000	1,000	6,500	0.00	11/1/06	ARM-INTONLY	ADAPT1
0	0.00	0.00	145,000.00	100.00	710	40.00	2YR-STANDARD	11/1/06	12,540	3,000	1,000	6,540	0.00	11/1/06	ARM-INTONLY	ADAPT1
0	740,000.00	0.00	148,000.00													

0	240,000.00	0.00	48,000.00	100.00	613	42.00 2YR-STANDARD	N	11/1/06	11,740	3,000	1,000	5,740	0.00	11/1/06	N	ARM-INTONLY	ADAPT13
30	0.00	0.00	0.00	95.00	609	37.00 2YR-STANDARD	N	11/1/06	13,630	3,000	1,000	7,630	2.22	11/1/06	N	ARM-INTONLY	ADAPT3
30	0.00	0.00	0.00	78.43	604	43.00 2YR-STANDARD	N	11/1/06	12,370	3,000	1,000	6,370	0.00	11/1/06	N	ARM-INTONLY	ADAPT3
30	0.00	0.00	0.00	95.00	611	11.00 6MO-STANDARD	N	12/1/06	13,990	3,000	1,000	7,990	2.22	12/1/06	N	ARM-INTONLY	ADAPT3
22	0.00	0.00	0.00	90.00	634	34.00 2YR-STANDARD	N	11/1/06	12,990	3,000	1,000	6,990	1.38	11/1/06	N	ARM-INTONLY	ADAPT2
0	0.00	0.00	0.00	74.97	623	35.00 NO-PREPAY	N	11/1/06	12,615	3,000	1,000	6,615	0.00	11/1/06	N	ARM-INTONLY	ADAPT2
0	272,000.00	0.00	54,400.00	100.00	702	38.00 2YR-STANDARD	N	11/1/06	12,875	3,000	1,000	6,875	0.00	11/1/06	N	ARM-INTONLY	ADAPT2
22	247,000.00	0.00	0.00	89.39	623	39.00 2YR-STANDARD	N	11/1/06	12,990	3,000	1,000	6,990	1.28	12/1/06	N	ARM-INTONLY	ADAPT2
22	249,850.00	0.00	0.00	89.39	610	25.00 2YR-STANDARD	N	11/1/06	13,500	3,000	1,000	7,500	1.68	11/1/06	N	ARM-INTONLY	ADAPT3
30	239,000.00	0.00	0.00	88.80	701	17.00 2YR-STANDARD	N	11/1/06	12,205	3,000	1,000	6,205	0.72	11/1/06	N	ARM-INTONLY	ADAPT3
22	0.00	0.00	0.00	90.00	661	37.00 2YR-STANDARD	N	11/1/06	12,140	3,000	1,000	6,140	0.65	11/1/06	N	ARM-INTONLY	ADAPT3
22	280,000.00	0.00	0.00	94.00	705	29.00 2YR-STANDARD	N	11/1/06	12,490	3,000	1,000	6,490	0.67	11/1/06	N	ARM-INTONLY	ADAPT1
22	0.00	0.00	0.00	90.00	669	36.00 2YR-STANDARD	N	11/1/06	12,870	3,000	1,000	6,870	0.75	11/1/06	N	ARM-INTONLY	ADAPT1
22	0.00	0.00	0.00	90.00	644	37.00 NO-PREPAY	N	11/1/06	13,250	3,000	1,000	7,250	0.87	11/1/06	N	ARM-INTONLY	ADAPT1
30	0.00	0.00	0.00	91.32	650	38.00 2YR-STANDARD	N	11/1/06	13,990	3,000	1,000	7,990	1.83	11/1/06	N	ARM-INTONLY	ADAPT1
22	0.00	0.00	0.00	89.70	605	38.00 2YR-STANDARD	N	11/1/06	14,250	3,000	1,000	8,250	1.78	12/1/06	N	ARM-INTONLY	ADAPT1
22	0.00	0.00	0.00	88.70	636	37.00 2YR-STANDARD	N	11/1/06	12,740	3,000	1,000	6,740	1.38	11/1/06	N	ARM-INTONLY	ADAPT2
22	0.00	0.00	0.00	84.17	731	41.00 NO-PREPAY	N	11/1/06	12,240	3,000	1,000	6,240	0.43	11/1/06	N	ARM-INTONLY	ADAPT2
22	0.00	0.00	0.00	90.00	628	32.00 2YR-STANDARD	N	11/1/06	13,490	3,000	1,000	7,490	1.23	11/1/06	N	ARM-INTONLY	ADAPT2
22	0.00	0.00	0.00	90.15	687	31.00 2YR-STANDARD	N	11/1/06	12,240	3,000	1,000	6,240	1.15	11/1/06	N	ARM-INTONLY	ADAPT2
30	388,000.00	0.00	73,600.00	100.00	633	41.00 2YR-STANDARD	N	11/1/06	12,990	3,000	1,000	6,990	0.82	11/1/06	N	ARM-INTONLY	ADAPT2
0	0.00	0.00	0.00	95.00	709	39.00 2YR-STANDARD	N	11/1/06	12,480	3,000	1,000	6,480	1.05	11/1/06	N	ARM-INTONLY	ADAPT2
30	316,000.00	0.00	0.00	100.00	661	42.00 2YR-STANDARD	N	11/1/06	11,540	3,000	1,000	5,540	0.00	11/1/06	N	ARM-INTONLY	ADAPT1
30	377,000.00	0.00	0.00	100.00	661	34.00 2YR-STANDARD	N	11/1/06	11,990	3,000	1,000	5,990	0.77	11/1/06	N	ARM-INTONLY	ADAPT1
30	0.00	0.00	0.00	95.00	724	38.00 2YR-STANDARD	N	11/1/06	13,120	3,000	1,000	7,120	0.71	11/1/06	N	ARM-INTONLY	ADAPT1
22	0.00	0.00	0.00	89.85	687	37.00 2YR-STANDARD	N	11/1/06	12,490	3,000	1,000	6,490	0.00	11/1/06	N	ARM-INTONLY	ADAPT1
22	0.00	0.00	0.00	90.00	652	42.00 1YR-STANDARD	N	11/1/06	12,990	3,000	1,000	6,990	1.31	11/1/06	N	ARM-INTONLY	ADAPT1
22	358,300.00	0.00	0.00	90.00	604	37.00 2YR-STANDARD	N	11/1/06	13,630	3,000	1,000	7,630	1.68	11/1/06	N	ARM-INTONLY	ADAPT3
22	0.00	0.00	0.00	88.76	647	26.00 NO-PREPAY	N	11/1/06	12,890	3,000	1,000	6,890	1.16	11/1/06	N	ARM-INTONLY	ADAPT3
22	411,000.00	0.00	82,200.00	100.00	629	43.00 NO-PREPAY	N	12/1/06	12,990	3,000	1,000	6,990	0.00	12/1/06	N	ARM-INTONLY	ADAPT2
0	370,000.00	0.00	0.00	78.80	631	35.00 2YR-STANDARD	N	11/1/06	12,615	3,000	1,000	6,615	0.72	11/1/06	N	ARM-INTONLY	ADAPT2
0	0.00	0.00	0.00	14,340.00	702	30.00 2YR-STANDARD	N	11/1/06	12,615	3,000	1,000	6,615	0.00	11/1/06	N	ARM-INTONLY	ADAPT2
0	0.00	0.00	0.00	75.55	629	34.00 2YR-STANDARD	N	11/1/06	12,990	3,000	1,000	6,990	0.00	11/1/06	N	ARM-INTONLY	ADAPT2
0	430,000.00	0.00	86,000.00	100.00	633	44.00 2YR-STANDARD	N	11/1/06	12,250	3,000	1,000	6,250	0.00	11/1/06	N	ARM-INTONLY	ADAPT2
22	0.00	0.00	0.00	89.81	657	30.00 2YR-STANDARD	N	12/1/06	11,600	3,000	1,000	5,600	0.87	12/1/06	N	ARM-INTONLY	ADAPT1
22	390,000.00	0.00	0.00	90.00	634	44.00 NO-PREPAY	N	11/1/06	13,615	3,000	1,000	7,615	1.28	11/1/06	N	ARM-INTONLY	ADAPT1
22	442,000.00	0.00	0.00	95.00	692	35.00 NO-PREPAY	N	11/1/06	12,250	3,000	1,000	6,250	1.05	11/1/06	N	ARM-INTONLY	ADAPT1
30	393,714.00	0.00	89,991.00	100.00	615	37.00 2YR-STANDARD	N	11/1/06	12,490	3,000	1,000	6,490	1.28	11/1/06	N	ARM-INTONLY	ADAPT3
22	426,173.00	0.00	0.00	84.39	621	38.00 NO-PREPAY	N	11/1/06	13,365	3,000	1,000	7,365	1.43	11/1/06	N	ARM-INTONLY	ADAPT3
22	0.00	0.00	0.00	85.00	689	33.00 2YR-STANDARD	N	11/1/06	12,480	3,000	1,000	6,480	0.60	12/1/06	N	ARM-INTONLY	ADAPT1
30	385,000.00	0.00	0.00	95.00	674	39.00 2YR-STANDARD	N	12/1/06	11,870	3,000	1,000	5,870	1.14	12/1/06	N	ARM-INTONLY	ADAPT1
30	460,000.00	0.00	92,000.00	100.00	754	40.00 2YR-STANDARD	N	11/1/06	12,330	3,000	1,000	6,330	0.67	11/1/06	N	ARM-INTONLY	ADAPT1
30	0.00	0.00	0.00	95.00	662	43.00 2YR-STANDARD	N	11/1/06	12,500	3,000	1,000	6,500	0.00	11/1/06	N	ARM-INTONLY	ADAPT1
30	416,719.00	0.00	0.00	89.39	662	43.00 2YR-STANDARD	N	11/1/06	11,830	3,000	1,000	5,830	1.09	11/1/06	N	ARM-INTONLY	ADAPT1
30	0.00	0.00	0.00	94.87	625	44.00 NO-PREPAY	N	11/1/06	12,995	3,000	1,000	6,995	1.69	11/1/06	N	ARM-INTONLY	ADAPT2
30	399,900.00	0.00	0.00	95.00	625	44.00 1YR-STANDARD	N	11/1/06	11,900	3,000	1,000	5,900	1.74	11/1/06	N	ARM-INTONLY	ADAPT2
22	0.00	0.00	0.00	81.38	634	28.00 2YR-STANDARD	N	11/1/06	12,500	3,000	1,000	6,500	0.90	11/1/06	N	ARM-INTONLY	ADAPT2
22	480,000.00	0.00	96,000.00	100.00	660	43.00 2YR-STANDARD	N	11/1/06	12,250	3,000	1,000	6,250	0.00	11/1/06	N	ARM-INTONLY	ADAPT2
30	0.00	0.00	0.00	95.00	665	40.00 2YR-STANDARD	N	11/1/06	12,250	3,000	1,000	6,250	1.24	11/1/06	N	ARM-INTONLY	ADAPT1
22	0.00	0.00	0.00	76.77	621	42.00 NO-PREPAY	N	11/1/06	12,500	3,000	1,000	6,500	0.75	11/1/06	N	ARM-INTONLY	ADAPT1
22	450,000.00	0.00	0.00	90.00	731	40.00 2YR-STANDARD	N	11/1/06	12,515	3,000	1,000	6,515	0.39	11/1/06	N	ARM-INTONLY	ADAPT2
22	0.00	0.00	0.00	86.70	664	39.00 2YR-STANDARD	N	11/1/06	12,394	3,000	1,000	6,394	0.75	11/1/06	N	ARM-INTONLY	ADAPT1
22	0.00	0.00	0.00	90.00	623	35.00 2YR-STANDARD	N	11/1/06	12,240	3,000	1,000	6,240	1.23	11/1/06	N	ARM-INTONLY	ADAPT2
22	471,000.00	0.00	236,000.00	89.39	657	39.00 2YR-STANDARD	N	12/1/06	11,990	3,000	1,000	5,990	1.21	12/1/06	N	ARM-INTONLY	ADAPT1
22	0.00	0.00	0.00	85.00	631	41.00 NO-PREPAY	N	11/1/06	12,615	3,000	1,000	6,615	1.19	12/1/06	N	ARM-INTONLY	ADAPT1
22	0.00	0.00	0.00	83.01	601	41.00 2YR-STANDARD	N	11/1/06	12,800	3,000	1,000	6,800	1.24	11/1/06	N	ARM-INTONLY	ADAPT3
22	0.00	0.00	0.00	85.00	624	36.00 2YR-STANDARD	N	11/1/06	11,500	3,000	1,000	5,500	0.75	11/1/06	N	ARM-INTONLY	ADAPT3
22	0.00	0.00	0.00	94.56	643	32.00 2YR-STANDARD	N	11/1/06	12,630	3,000	1,000	6,630	1.04	11/1/06	N	ARM-INTONLY	ADAPT2
30	0.00	0.00	0.00	90.00	701	38.00 2YR-STANDARD	N	11/1/06	12,115	3,000	1,000	6,115	0.82	11/1/06	N	ARM-INTONLY	ADAPT1
30	0.00	0.00	0.00	94.00	626	36.00 2YR-STANDARD	N	11/1/06	12,500	3,000	1,000	6,500	1.94	11/1/06	N	ARM-INTONLY	ADAPT2
22	0.00	0.00	0.00	90.00	643	41.00 NO-PREPAY	N	11/1/06	13,880	3,000	1,000	7,880	1.05	11/1/06	N	ARM-INTONLY	ADAPT1
30	500,000.00	0.00	119,000.00	95.00	696	43.00 1YR-STANDARD	N	11/1/06	11,865	3,000	1,000	5,865	0.00	11/1/06	N	ARM-INTONLY	ADAPT1
0	595,000.00	0.00	119,000.00	100.00	707	30.00 2YR-STANDARD	N										

0	0	0.00	0.00	70.00	634	44.00 NO-PREPAY	N	11/10/06	13,130	3,000	1,000	7,130	0.00	11/10/06	ARM-INTONLY	ADAPT2
30	30	0.00	0.00	95.00	644	43.00 NO-PREPAY	N	11/10/06	14,005	3,000	1,000	8,005	1.69	11/10/06	ARM-INTONLY	ADAPT1
22	22	0.00	0.00	86.00	689	37.00 2YR-STANDARD	N	11/10/06	12,375	3,000	1,000	6,375	0.71	11/10/06	ARM-INTONLY	ADAPT0
22	22	0.00	0.00	85.00	638	36.00 2YR-STANDARD	N	11/10/06	13,250	3,000	1,000	7,250	1.19	11/10/06	ARM-INTONLY	ADAPT2
22	22	851,000.00	0.00	88.00	627	41.00 NO-PREPAY	N	11/10/06	13,350	3,000	1,000	7,350	1.28	11/10/06	ARM-INTONLY	ADAPT2
22	22	0.00	0.00	88.23	613	37.00 2YR-STANDARD	N	11/10/06	12,870	3,000	1,000	6,870	1.49	11/10/06	ARM-INTONLY	ADAPT3
0	0	0.00	0.00	76.37	747	48.46 5YR-MODIFIED	N	12/10/09	11,500	3,000	1,000	3,750	0.00	12/10/09	ARM-INTONLY	SERIES0
0	0	233,500.00	0.00	94.99	773	24.80 3YR-STANDARD	N	11/10/06	11,500	3,000	1,000	3,250	0.00	11/10/06	ARM-INTONLY	SERIES1
0	0	219,900.00	0.00	45.48	700	0.00 3YR-STANDARD	N	12/10/07	12,750	3,000	1,000	6,500	0.00	12/10/07	ARM	EXPRESS
0	0	0.00	0.00	54.83	618	30.00 2YR-STANDARD	N	10/10/06	13,430	3,000	1,000	7,430	0.00	10/10/06	ARM-INTONLY	ADAPT3
35	35	0.00	0.00	100.00	620	31.00 2YR-STANDARD	N	10/10/06	12,865	3,000	1,000	6,865	0.00	10/10/06	ARM-INTONLY	ADAPT2
0	0	2,694.00	0.00	100.00	643	44.00 2YR-STANDARD	N	10/10/06	14,000	3,000	1,000	8,000	2.52	10/10/06	ARM-INTONLY	ADAPT1
0	0	30,000.00	0.00	100.00	624	41.00 2YR-STANDARD	N	10/10/06	13,950	3,000	1,000	6,950	0.00	10/10/06	ARM-INTONLY	ADAPT2
0	0	25,000.00	0.00	100.00	631	35.00 2YR-STANDARD	N	10/10/06	12,615	3,000	1,000	6,615	0.00	10/10/06	ARM-INTONLY	ADAPT2
30	30	87,000.00	0.00	95.60	651	32.00 2YR-STANDARD	N	10/10/06	12,880	3,000	1,000	6,880	1.88	10/10/06	ARM-INTONLY	ADAPT1
0	0	120,000.00	0.00	95.00	640	43.00 2YR-STANDARD	N	10/10/06	13,990	3,000	1,000	7,990	1.88	10/10/06	ARM-INTONLY	ADAPT0
0	0	120,000.00	0.00	100.00	683	42.00 2YR-STANDARD	N	10/10/06	13,110	3,000	1,000	7,110	0.00	10/10/06	ARM-INTONLY	ADAPT0
0	0	125,000.00	0.00	100.00	619	43.00 2YR-STANDARD	N	10/10/06	12,650	3,000	1,000	6,650	0.00	10/10/06	ARM-INTONLY	ADAPT0
0	0	125,000.00	0.00	100.00	792	24.00 2YR-STANDARD	N	10/10/06	13,365	3,000	1,000	7,365	0.00	10/10/06	ARM-INTONLY	ADAPT3
0	0	125,000.00	0.00	100.00	616	29.00 2YR-STANDARD	N	10/10/06	12,615	3,000	1,000	6,615	0.00	10/10/06	ARM-INTONLY	ADAPT0
0	0	125,000.00	0.00	100.00	622	43.00 2YR-STANDARD	N	10/10/06	13,990	3,000	1,000	7,990	1.88	10/10/06	ARM-INTONLY	ADAPT1
0	0	125,000.00	0.00	100.00	642	28.00 2YR-STANDARD	N	10/10/06	12,865	3,000	1,000	6,865	0.00	10/10/06	ARM-INTONLY	ADAPT2
0	0	128,000.00	0.00	25,400.00	686	37.00 2YR-STANDARD	N	10/10/06	12,490	3,000	1,000	6,490	0.00	10/10/06	ARM-INTONLY	ADAPT0
0	0	128,500.00	0.00	25,700.00	604	33.00 2YR-STANDARD	N	11/10/06	12,990	3,000	1,000	6,990	0.00	12/10/06	ARM-INTONLY	ADAPT3
0	0	140,000.00	0.00	33,992.00	617	45.00 2YR-STANDARD	N	10/10/06	12,990	3,000	1,000	6,990	0.00	10/10/06	ARM-INTONLY	ADAPT3
30	30	0.00	0.00	95.00	699	30.00 NO-PREPAY	N	10/10/06	14,115	3,000	1,000	8,115	1.15	10/10/06	ARM-INTONLY	ADAPT0
0	0	139,900.00	0.00	27,890.00	600	38.00 2YR-STANDARD	N	10/10/06	12,990	3,000	1,000	6,990	0.00	10/10/06	ARM-INTONLY	ADAPT0
0	0	140,000.00	0.00	28,000.00	731	26.00 NO-PREPAY	N	10/10/06	13,625	3,000	1,000	7,625	0.00	10/10/06	ARM-INTONLY	ADAPT3
0	0	140,000.00	0.00	28,000.00	676	30.00 2YR-STANDARD	N	10/10/06	12,990	3,000	1,000	6,990	0.00	10/10/06	ARM-INTONLY	ADAPT0
22	22	0.00	0.00	28,400.00	642	44.00 2YR-STANDARD	N	10/10/06	12,490	3,000	1,000	6,490	0.00	10/10/06	ARM-INTONLY	ADAPT1
22	22	155,000.00	0.00	13,000.00	701	38.00 2YR-STANDARD	N	10/10/06	13,130	3,000	1,000	7,130	0.42	10/10/06	ARM-INTONLY	ADAPT0
22	22	155,000.00	0.00	36,595.00	706	16.00 2YR-STANDARD	N	10/10/06	13,500	3,000	1,000	7,500	0.00	10/10/06	ARM-INTONLY	ADAPT0
0	0	0.00	0.00	90.00	603	34.00 2YR-STANDARD	N	10/10/06	12,455	3,000	1,000	6,455	1.34	10/10/06	ARM-INTONLY	ADAPT3
0	0	149,000.00	0.00	29,800.00	678	30.00 2YR-STANDARD	N	10/10/06	12,490	3,000	1,000	6,490	0.00	10/10/06	ARM-INTONLY	ADAPT3
0	0	150,000.00	0.00	30,000.00	604	31.00 2YR-STANDARD	N	10/10/06	12,990	3,000	1,000	6,990	0.00	10/10/06	ARM-INTONLY	ADAPT3
22	22	155,000.00	0.00	31,000.00	633	36.00 2YR-STANDARD	N	10/10/06	13,620	3,000	1,000	7,620	1.09	10/10/06	ARM-INTONLY	ADAPT2
0	0	155,000.00	0.00	31,000.00	628	32.00 2YR-STANDARD	N	10/10/06	12,790	3,000	1,000	6,790	0.00	10/10/06	ARM-INTONLY	ADAPT0
0	0	0.00	0.00	100.00	688	40.00 NO-PREPAY	N	10/10/06	14,615	3,000	1,000	8,615	0.00	10/10/06	ARM-INTONLY	ADAPT1
22	22	0.00	0.00	99.49	611	42.00 2YR-STANDARD	N	10/10/06	13,865	3,000	1,000	7,865	0.00	10/10/06	ARM-INTONLY	ADAPT3
0	0	160,000.00	0.00	90.00	631	43.00 2YR-STANDARD	N	10/10/06	12,990	3,000	1,000	6,990	0.00	10/10/06	ARM-INTONLY	ADAPT1
0	0	164,000.00	0.00	32,800.00	650	36.00 2YR-STANDARD	N	10/10/06	12,615	3,000	1,000	6,615	0.00	10/10/06	ARM-INTONLY	ADAPT1
0	0	167,000.00	0.00	33,400.00	612	42.00 2YR-STANDARD	N	10/10/06	12,615	3,000	1,000	6,615	0.00	10/10/06	ARM-INTONLY	ADAPT3
0	0	167,500.00	0.00	33,500.00	613	35.00 2YR-STANDARD	N	10/10/06	12,890	3,000	1,000	6,890	0.00	10/10/06	ARM-INTONLY	ADAPT3
0	0	0.00	0.00	67.31	628	27.00 NO-PREPAY	N	10/10/06	12,240	3,000	1,000	6,240	0.00	10/10/06	ARM-INTONLY	ADAPT2
0	0	174,000.00	0.00	34,800.00	643	44.00 2YR-STANDARD	N	10/10/06	13,990	3,000	1,000	7,990	0.00	10/10/06	ARM-INTONLY	ADAPT1
35	35	178,000.00	0.00	35,600.00	606	35.00 2YR-STANDARD	N	10/10/06	13,365	3,000	1,000	7,365	0.00	10/10/06	ARM-INTONLY	ADAPT3
22	22	180,000.00	0.00	98.27	648	26.00 2YR-STANDARD	N	10/10/06	13,490	3,000	1,000	7,490	2.47	10/10/06	ARM-INTONLY	ADAPT1
0	0	180,000.00	0.00	896.00	645	39.00 2YR-STANDARD	N	10/10/06	13,990	3,000	1,000	7,990	1.21	10/10/06	ARM-INTONLY	ADAPT1
0	0	184,486.00	0.00	40,795.00	632	42.00 NO-PREPAY	N	10/10/06	12,990	3,000	1,000	6,990	0.00	10/10/06	ARM-INTONLY	ADAPT2
0	0	184,589.00	0.00	36,897.00	649	42.00 2YR-STANDARD	N	10/10/06	12,240	3,000	1,000	6,240	0.00	10/10/06	ARM-INTONLY	ADAPT1
0	0	188,000.00	0.00	36,915.00	714	39.00 2YR-STANDARD	N	10/10/06	13,250	3,000	1,000	7,250	0.00	10/10/06	ARM-INTONLY	ADAPT0
0	0	0.00	0.00	37,600.00	631	41.00 2YR-STANDARD	N	10/10/06	12,615	3,000	1,000	6,615	0.00	10/10/06	ARM-INTONLY	ADAPT2
0	0	208,000.00	0.00	69.97	637	35.00 2YR-STANDARD	N	10/10/06	11,890	3,000	1,000	5,890	0.00	10/10/06	ARM-INTONLY	ADAPT2
0	0	190,000.00	0.00	56,395.00	627	44.00 2YR-STANDARD	N	10/10/06	12,615	3,000	1,000	6,615	0.00	10/10/06	ARM-INTONLY	ADAPT2
30	30	0.00	0.00	90.00	609	25.00 2YR-STANDARD	N	10/10/06	12,205	3,000	1,000	6,205	0.67	10/10/06	ARM-INTONLY	ADAPT3
22	22	170,000.00	0.00	95.00	718	35.00 2YR-STANDARD	N	10/10/06	12,490	3,000	1,000	6,490	1.16	10/10/06	ARM-INTONLY	ADAPT1
22	22	199,000.00	0.00	100.00	619	44.00 2YR-STANDARD	N	10/10/06	11,980	3,000	1,000	5,980	1.54	10/10/06	ARM-INTONLY	ADAPT1
30	30	202,000.00	0.00	94.44	655	45.00 2YR-STANDARD	N	10/10/06	12,800	3,000	1,000	6,800	0.00	10/10/06	ARM-INTONLY	ADAPT1
22	22	192,000.00	0.00	100.00	705	43.00 2YR-STANDARD	N	10/10/06	12,955	3,000	1,000	6,955	1.54	10/10/06	ARM-INTONLY	ADAPT1
0	0	202,000.00	0.00	90.00	648	31.00 1YR-STANDARD	N	10/10/06	13,250	3,000	1,000	6,800	0.00	10/10/06	ARM-INTONLY	ADAPT0
0	0	192,000.00	0.00	100.00	610	29.00 2YR-STANDARD	N	10/10/06	12,240	3,000	1,000	6,240	0.00	10/10/06	ARM-INTONLY	ADAPT1
0	0	0.00	0.00	41,000.00	664	38.00 2YR-STANDARD	N	10/10/06	13,000	3,000	1,000	7,000	0.00	10/10/06	ARM-INTONLY	ADAPT1
0	0	207,500.00	0.00	41,000.00	634	45.00 2YR-STANDARD	N	10/10/06	13,000	3,000	1,000	7,000	0.00	10/10/06	ARM-INTONLY	ADAPT2
0	0	212,000.00	0.00	41,500.00	637	33.00 2YR-STANDARD	N	10/10/06	13,365	3,000	1,000	7,365	0.00	10/10/06	ARM-INTONLY	

RADIAN - LENDER PAID	0	242,000.00	0.00	48,400.00	100.00	736	42.00	2YR-STANDARD	N	10/1/06	13,365	3,000	1,000	7,365	0.00	10/1/06	ARM-INTONLY	ADAPT0
RADIAN - LENDER PAID	30	205,000.00	0.00	0.00	95.00	636	32.00	2YR-STANDARD	N	10/1/06	13,490	3,000	1,000	7,490	1.74	10/1/06	ARM-INTONLY	ADAPT2
RADIAN - LENDER PAID	0	244,000.00	0.00	48,800.00	100.00	649	43.00	1YR-STANDARD	N	10/1/06	12,620	3,000	1,000	6,620	0.00	10/1/06	ARM-INTONLY	ADAPT1
RADIAN - LENDER PAID	0	245,000.00	0.00	49,000.00	100.00	602	28.00	2YR-STANDARD	N	10/1/06	12,615	3,000	1,000	6,615	0.00	10/1/06	ARM-INTONLY	ADAPT3
RADIAN - LENDER PAID	0	245,000.00	0.00	49,000.00	100.00	612	28.00	2YR-STANDARD	N	10/1/06	12,240	3,000	1,000	6,240	0.00	10/1/06	ARM-INTONLY	ADAPT3
RADIAN - LENDER PAID	30	219,000.00	0.00	0.00	90.00	657	28.00	2YR-STANDARD	N	10/1/06	12,250	3,000	1,000	6,250	1.21	10/1/06	ARM-INTONLY	ADAPT1
RADIAN - LENDER PAID	0	250,000.00	0.00	50,000.00	100.00	666	42.00	NO-PREPAY	N	10/1/06	13,615	3,000	1,000	7,615	0.00	10/1/06	ARM-INTONLY	ADAPT1
RADIAN - LENDER PAID	0	250,000.00	0.00	50,000.00	100.00	666	44.00	2YR-STANDARD	N	10/1/06	12,620	3,000	1,000	6,620	0.00	10/1/06	ARM-INTONLY	ADAPT1
RADIAN - LENDER PAID	0	257,000.00	0.00	0.00	80.00	611	38.00	NO-PREPAY	N	10/1/06	13,500	3,000	1,000	7,500	0.00	10/1/06	ARM-INTONLY	ADAPT3
RADIAN - LENDER PAID	0	257,000.00	0.00	51,400.00	100.00	607	32.00	1YR-STANDARD	N	10/1/06	12,880	3,000	1,000	6,880	0.00	10/1/06	ARM-INTONLY	ADAPT0
RADIAN - LENDER PAID	0	260,000.00	0.00	51,800.00	99.98	607	45.00	2YR-STANDARD	N	10/1/06	13,040	3,000	1,000	7,040	0.00	10/1/06	ARM-INTONLY	ADAPT0
RADIAN - LENDER PAID	0	260,000.00	0.00	52,400.00	100.00	688	33.00	2YR-STANDARD	N	10/1/06	12,990	3,000	1,000	6,990	0.00	10/1/06	ARM-INTONLY	ADAPT0
RADIAN - LENDER PAID	0	262,000.00	0.00	52,400.00	100.00	770	40.00	2YR-STANDARD	N	10/1/06	12,690	3,000	1,000	6,690	0.00	10/1/06	ARM-INTONLY	ADAPT0
RADIAN - LENDER PAID	0	270,000.00	0.00	52,600.00	100.00	614	40.00	2YR-STANDARD	N	10/1/06	13,365	3,000	1,000	7,365	0.00	10/1/06	ARM-INTONLY	ADAPT1
RADIAN - LENDER PAID	0	270,000.00	0.00	54,000.00	100.00	674	41.00	2YR-STANDARD	N	10/1/06	12,420	3,000	1,000	6,420	0.00	10/1/06	ARM-INTONLY	ADAPT1
RADIAN - LENDER PAID	0	270,000.00	0.00	54,000.00	100.00	648	38.00	2YR-STANDARD	N	10/1/06	12,855	3,000	1,000	6,855	0.00	10/1/06	ARM-INTONLY	ADAPT1
RADIAN - LENDER PAID	0	278,000.00	0.00	55,600.00	100.00	647	33.00	2YR-STANDARD	N	10/1/06	11,915	3,000	1,000	5,915	0.00	10/1/06	ARM-INTONLY	ADAPT1
RADIAN - LENDER PAID	30	0.00	0.00	0.00	94.70	717	28.00	2YR-STANDARD	N	10/1/06	11,990	3,000	1,000	5,990	0.67	10/1/06	ARM-INTONLY	ADAPT0
RADIAN - LENDER PAID	0	281,000.00	0.00	56,000.00	100.00	606	41.00	1YR-STANDARD	N	10/1/06	13,490	3,000	1,000	7,490	0.00	10/1/06	ARM-INTONLY	ADAPT0
RADIAN - LENDER PAID	22	0.00	0.00	56,200.00	100.00	619	43.00	NO-PREPAY	N	10/1/06	13,375	3,000	1,000	7,375	0.00	10/1/06	ARM-INTONLY	ADAPT3
RADIAN - LENDER PAID	22	0.00	0.00	0.00	90.00	682	34.00	NO-PREPAY	N	10/1/06	12,360	3,000	1,000	6,360	0.71	10/1/06	ARM-INTONLY	ADAPT3
RADIAN - LENDER PAID	22	272,000.00	0.00	0.00	88.26	639	36.00	2YR-STANDARD	N	10/1/06	12,990	3,000	1,000	6,990	1.38	10/1/06	ARM-INTONLY	ADAPT2
RADIAN - LENDER PAID	22	272,000.00	0.00	0.00	85.00	632	41.00	2YR-STANDARD	N	10/1/06	12,990	3,000	1,000	6,990	1.09	10/1/06	ARM-INTONLY	ADAPT2
RADIAN - LENDER PAID	22	0.00	0.00	0.00	90.00	669	43.00	NO-PREPAY	N	10/1/06	12,875	3,000	1,000	6,875	0.60	10/1/06	ARM-INTONLY	ADAPT1
RADIAN - LENDER PAID	0	300,000.00	0.00	60,000.00	100.00	700	36.00	1YR-STANDARD	N	10/1/06	12,240	3,000	1,000	6,240	0.00	10/1/06	ARM-INTONLY	ADAPT0
RADIAN - LENDER PAID	30	301,456.00	0.00	60,291.20	100.00	691	40.00	1YR-STANDARD	N	10/1/06	11,990	3,000	1,000	5,990	0.00	10/1/06	ARM-INTONLY	ADAPT0
RADIAN - LENDER PAID	22	0.00	0.00	0.00	95.00	672	19.00	NO-PREPAY	N	10/1/06	14,505	3,000	1,000	8,505	1.14	10/1/06	ARM-INTONLY	ADAPT0
RADIAN - LENDER PAID	22	0.00	0.00	0.00	81.29	645	35.00	NO-PREPAY	N	10/1/06	13,625	3,000	1,000	7,625	1.15	10/1/06	ARM-INTONLY	ADAPT0
RADIAN - LENDER PAID	0	336,200.00	0.00	67,240.00	100.00	682	20.00	NO-PREPAY	N	10/1/06	13,490	3,000	1,000	7,490	0.00	10/1/06	ARM-INTONLY	ADAPT0
RADIAN - LENDER PAID	0	340,000.00	0.00	70,000.00	100.00	653	20.00	NO-PREPAY	N	10/1/06	13,125	3,000	1,000	7,125	0.00	10/1/06	ARM-INTONLY	ADAPT0
RADIAN - LENDER PAID	22	-340,000.00	0.00	23,834.00	90.00	698	29.00	NO-PREPAY	N	10/1/06	13,125	3,000	1,000	7,125	0.34	10/1/06	ARM-INTONLY	ADAPT0
RADIAN - LENDER PAID	0	360,000.00	0.00	72,000.00	100.00	682	31.00	NO-PREPAY	N	10/1/06	13,500	3,000	1,000	7,500	0.00	10/1/06	ARM-INTONLY	ADAPT0
RADIAN - LENDER PAID	0	367,961.00	0.00	73,592.00	100.00	608	15.00	NO-PREPAY	N	10/1/06	13,125	3,000	1,000	7,125	0.00	10/1/06	ARM-INTONLY	ADAPT3
RADIAN - LENDER PAID	22	0.00	0.00	75,000.00	100.00	606	36.00	1YR-STANDARD	N	10/1/06	13,375	3,000	1,000	7,375	0.00	10/1/06	ARM-INTONLY	ADAPT3
RADIAN - LENDER PAID	0	421,000.00	0.00	84,200.00	100.00	614	40.00	NO-PREPAY	N	10/1/06	12,580	3,000	1,000	6,580	1.34	10/1/06	ARM-INTONLY	ADAPT3
RADIAN - LENDER PAID	0	455,000.00	0.00	91,000.00	100.00	629	28.00	NO-PREPAY	N	10/1/06	12,990	3,000	1,000	6,990	0.00	10/1/06	ARM-INTONLY	ADAPT2
RADIAN - LENDER PAID	0	455,000.00	0.00	91,000.00	100.00	620	34.00	NO-PREPAY	N	10/1/06	13,450	3,000	1,000	7,450	0.00	10/1/06	ARM-INTONLY	ADAPT2
RADIAN - LENDER PAID	30	510,000.00	0.00	0.00	95.00	678	29.00	NO-PREPAY	N	10/1/06	12,730	3,000	1,000	6,730	2.13	10/1/06	ARM-INTONLY	ADAPT2
RADIAN - LENDER PAID	0	519,438.00	0.00	102,000.00	100.00	678	42.00	2YR-STANDARD	N	10/1/06	13,875	3,000	1,000	8,875	0.00	10/1/06	ARM-INTONLY	ADAPT2
RADIAN - LENDER PAID	0	525,000.00	0.00	103,888.00	100.00	624	28.00	NO-PREPAY	N	10/1/06	12,480	3,000	1,000	6,480	0.00	10/1/06	ARM-INTONLY	ADAPT2
RADIAN - LENDER PAID	0	530,000.00	0.00	105,000.00	100.00	663	28.00	NO-PREPAY	N	10/1/06	12,700	3,000	1,000	6,700	0.00	10/1/06	ARM-INTONLY	ADAPT2
RADIAN - LENDER PAID	0	480,000.00	0.00	106,000.00	100.00	723	33.00	1YR-STANDARD	N	10/1/06	12,755	3,000	1,000	6,755	0.00	10/1/06	ARM-INTONLY	ADAPT1
RADIAN - LENDER PAID	22	0.00	0.00	0.00	90.00	642	36.00	NO-PREPAY	N	10/1/06	12,700	3,000	1,000	6,700	0.65	10/1/06	ARM-INTONLY	ADAPT1
RADIAN - LENDER PAID	30	0.00	0.00	0.00	95.00	642	30.00	NO-PREPAY	N	10/1/06	13,500	3,000	1,000	7,500	1.54	10/1/06	ARM-INTONLY	ADAPT1
RADIAN - LENDER PAID	22	0.00	0.00	0.00	88.52	614	40.00	NO-PREPAY	N	10/1/06	12,870	3,000	1,000	6,870	0.75	10/1/06	ARM-INTONLY	ADAPT1
RADIAN - LENDER PAID	0	455,000.00	0.00	91,000.00	100.00	676	30.00	NO-PREPAY	N	10/1/06	12,205	3,000	1,000	6,205	0.00	10/1/06	ARM-INTONLY	ADAPT0
RADIAN - LENDER PAID	0	575,000.00	0.00	115,000.00	100.00	685	44.00	2YR-STANDARD	N	10/1/06	11,630	3,000	1,000	5,630	0.00	10/1/06	ARM-INTONLY	ADAPT0
RADIAN - LENDER PAID	0	575,000.00	0.00	115,000.00	100.00	670	44.00	2YR-STANDARD	N	10/1/06	12,040	3,000	1,000	6,040	0.00	10/1/06	ARM-INTONLY	ADAPT1
RADIAN - LENDER PAID	0	579,000.00	0.00	116,800.00	100.00	640	36.00	2YR-STANDARD	N	10/1/06	12,995	3,000	1,000	6,995	0.00	10/1/06	ARM-INTONLY	ADAPT1
RADIAN - LENDER PAID	0	580,000.00	0.00	116,000.00	100.00	642	42.00	2YR-STANDARD	N	10/1/06	12,958	3,000	1,000	6,958	0.00	10/1/06	ARM-INTONLY	ADAPT1
RADIAN - LENDER PAID	22	0.00	0.00	0.00	88.54	642	39.00	2YR-STANDARD	N	10/1/06	12,250	3,000	1,000	6,250	1.02	10/1/06	ARM-INTONLY	ADAPT1
RADIAN - LENDER PAID	22	520,000.00	0.00	0.00	90.00	729	44.00	2YR-STANDARD	N	10/1/06	13,240	3,000	1,000	7,240	0.49	10/1/06	ARM-INTONLY	ADAPT0
RADIAN - LENDER PAID	22	533,000.00	0.00	118,653.00	100.00	666	41.00	NO-PREPAY	N	10/1/06	12,990	3,000	1,000	6,990	0.39	10/1/06	ARM-INTONLY	ADAPT0
RADIAN - LENDER PAID	22	595,000.00	0.00	119,000.00	100.00	723	32.00	1YR-STANDARD	N	10/1/06	12,790	3,000	1,000	6,790	0.00	10/1/06	ARM-INTONLY	ADAPT0
RADIAN - LENDER PAID	22	0.00	0.00	0.00	90.00	654	43.00	2YR-STANDARD	N	10/1/06	13,950	3,000	1,000	7,950	1.23	10/1/06	ARM-INTONLY	ADAPT0
RADIAN - LENDER PAID	22	598,000.00	0.00	119,600.00	100.00	575	41.00	2YR-STANDARD	N	10/1/06	12,415	3,000	1,000	6,415	0.42	10/1/06	ARM-INTONLY	ADAPT0
RADIAN - LENDER PAID	22	675,000.00	0.00	135,000.00	100.00	606	40.00	2YR-STANDARD	N	10/1/06	12,050	3,000	1,000	6,050	0.00	10/1/06	ARM-INTONLY	ADAPT0
RADIAN - LENDER PAID	22	680,000.00	0.00	136,000.00	100.00	643	39.00											

EXPRESS2	ARM-INTONLY	N	7/1/05	0.00	3,625	1,000	1,000	11,625	46.12 NO-PREPAY	667	90.00	75,000.00	0.00	375,000.00	0
SERIE1	ARM-INTONLY	N	12/1/06	0.00	3,875	3,000	12,000	12,000	45.17 1YR-STANDARD	675	100.00	112,800.00	0.00	376,000.00	0
EXPRESS1	ARM-INTONLY	N	12/1/06	0.00	3,875	3,000	12,000	12,000	35.07 2YR-MODIFIED	644	90.00	95,000.00	0.00	376,000.00	0
SERIE51	ARM-INTONLY	N	1/1/10	0.83	4,250	3,000	14,500	14,500	40.92 1YR-STANDARD	712	90.00	100,000.00	0.00	389,700.00	30
SERIE50	ARM-INTONLY	N	12/1/09	0.00	3,750	3,000	10,625	10,625	44.00 3YR-MODIFIED	708	100.00	210,000.00	0.00	700,000.00	0
SERIE52	FIXEDRATE	N	12/1/06	0.00	3,500	3,000	11,500	11,500	43.67 5YR-MODIFIED	766	35.85	0.00	0.00	0.00	0
SERIE53	FIXEDRATE	N	1/1/10	0.00	3,000	3,000	6,000	6,000	48.83 NO-PREPAY	621	87.20	0.00	0.00	0.00	0
EXPRESS1	ARM-INTONLY	N	1/1/10	0.00	3,250	3,000	10,950	10,950	24.10 5YR-MODIFIED	759	67.20	200,000.00	0.00	1,300,000.00	0
EXPRESS1	ARM-INTONLY	N	12/1/09	0.92	5,625	3,000	11,875	11,875	39.21 3YR-STANDARD	740	85.39	0.00	0.00	0.00	0
EXPRESS1	ARM-INTONLY	N	12/1/09	0.00	3,875	3,000	12,625	12,625	0.00 5YR-MODIFIED	686	95.00	0.00	0.00	0.00	0
EXPRESS3	ARM-INTONLY	N	1/1/10	0.00	3,750	3,000	11,500	11,500	43.38 5YR-MODIFIED	696	70.00	0.00	0.00	0.00	0
SERIE50	ARM-INTONLY	N	6/1/05	0.00	4,000	3,000	11,000	11,000	1.00 NO-PREPAY	611	70.00	0.00	0.00	0.00	0
SERIE50	ARM-INTONLY	N	1/1/10	0.00	3,250	3,000	11,000	11,000	40.98 2YR-MODIFIED	734	74.88	29,750.00	0.00	0.00	0
SERIE50	ARM-INTONLY	N	1/1/10	0.00	3,250	3,000	10,875	10,875	46.39 5YR-MODIFIED	730	69.92	0.00	0.00	0.00	0
SERIE50	FIX-INTONLY	N	12/1/06	0.63	0.00	3,000	12,500	12,500	35.93 3YR-STANDARD	686	100.00	83,000.00	0.00	415,000.00	0
SERIE50	FIX-INTONLY	N	12/1/06	0.00	0.00	3,000	0.00	0.00	30.10 5YR-MODIFIED	730	92.00	0.00	0.00	0.00	0
SERIE51	FIX-INTONLY	N	12/1/06	0.00	0.00	3,000	0.00	0.00	33.73 5YR-MODIFIED	667	67.20	33,380.00	0.00	186,900.00	0
SERIE50	ARM-INTONLY	N	12/1/06	0.00	3,250	3,000	11,000	11,000	0.00 NO-PREPAY	704	84.23	23,400.00	0.00	64,430.00	0
SERIE50	ARM-INTONLY	N	11/1/06	0.00	3,500	3,000	11,000	11,000	29.26 NO-PREPAY	726	95.00	0.00	0.00	162,000.00	0
A	BALLOON	N	11/1/07	0.00	0.00	3,000	0.00	0.00	29.26 NO-PREPAY	785	100.00	133,500.00	0.00	445,000.00	0
EXPRESS4	ARM-INTONLY	N	11/1/07	0.00	3,250	3,000	11,875	11,875	1.00 3YR-MODIFIED	588	66.71	0.00	0.00	0.00	0
SERIE50	FIXEDRATE	N	12/1/09	0.00	3,500	3,000	10,625	10,625	0.00 1YR-STANDARD	735	70.00	0.00	0.00	0.00	0
SERIE52	FIXEDRATE	N	12/1/09	0.00	0.00	3,000	0.00	0.00	48.71 5YR-MODIFIED	677	70.00	0.00	0.00	0.00	0
ADAPT0	FIXEDRATE	N	12/1/07	0.00	0.00	3,000	0.00	0.00	53.74 1YR-STANDARD	633	69.84	0.00	0.00	0.00	0
SERIE1	FIXEDRATE	N	12/1/07	0.00	0.00	3,000	0.00	0.00	0.00 5YR-MODIFIED	709	80.00	0.00	0.00	0.00	0
ADAPT1	FIXEDRATE	N	12/1/06	0.00	0.00	3,000	0.00	0.00	46.52 1YR-MODIFIED	651	80.00	0.00	0.00	0.00	0
SERIE50	ARM-INTONLY	N	12/1/11	0.00	3,250	3,000	11,125	11,125	23.50 5YR-MODIFIED	649	64.00	56,000.00	0.00	280,000.00	0
SERIE3+	ARM-INTONLY	N	12/1/07	0.00	3,875	3,000	13,875	13,875	32.23 1YR-STANDARD	779	90.43	0.00	0.00	480,000.00	30
ADAPT1	ARM-INTONLY	N	12/1/07	0.00	7,880	3,000	10,760	10,760	34.50 3YR-MODIFIED	669	59.66	0.00	0.00	0.00	0
ADAPT1	ARM-INTONLY	N	10/1/07	0.00	6,580	3,000	9,580	9,580	30.44 NO-PREPAY	581	66.66	0.00	0.00	0.00	0
SERIE1	ARM-INTONLY	N	11/1/06	0.00	3,875	3,000	11,500	11,500	48.53 3YR-STANDARD	663	69.18	19,200.00	0.00	190,000.00	0
SERIE2	ARM-INTONLY	N	12/1/06	0.00	3,875	3,000	12,250	12,250	35.49 2YR-STANDARD	674	100.00	0.00	0.00	0.00	0
SERIE2	ARM-INTONLY	N	12/1/07	0.00	3,875	3,000	11,250	11,250	48.00 2YR-STANDARD	651	100.00	136,500.00	0.00	96,000.00	0
SERIE2	ARM-INTONLY	N	12/1/06	0.00	3,875	3,000	11,250	11,250	48.66 2YR-STANDARD	658	66.59	0.00	0.00	0.00	0
SERIE2	ARM-INTONLY	N	12/1/06	0.00	3,875	3,000	11,250	11,250	34.00 3YR-STANDARD	635	55.00	0.00	0.00	0.00	0
SERIE2	ARM-INTONLY	N	12/1/06	0.00	3,875	3,000	11,125	11,125	46.71 1YR-STANDARD	628	69.77	0.00	0.00	0.00	0
SERIE2	ARM-INTONLY	N	12/1/06	0.00	3,250	3,000	11,000	11,000	42.24 2YR-STANDARD	727	90.00	87,000.00	0.00	435,000.00	0
SERIE2	ARM-INTONLY	N	12/1/09	0.00	3,875	3,000	11,375	11,375	19.47 3YR-STANDARD	747	55.04	74,978.00	0.00	203,000.00	0
EXPRESS1	ARM-INTONLY	N	12/1/06	0.00	3,250	3,000	11,500	11,500	48.00 3YR-STANDARD	732	60.00	60,900.00	0.00	0.00	0
EXPRESS1	ARM-INTONLY	N	12/1/07	0.00	3,875	3,000	13,375	13,375	48.00 3YR-STANDARD	658	69.02	0.00	0.00	0.00	0
SERIE1	ARM-INTONLY	N	12/1/06	0.00	3,875	3,000	12,375	12,375	48.94 2YR-STANDARD	653	78.57	0.00	0.00	0.00	0
SERIE1	ARM-INTONLY	N	12/1/06	0.00	3,875	3,000	11,625	11,625	48.94 2YR-STANDARD	635	89.64	54,992.00	0.00	316,290.00	0
SERIE1	ARM-INTONLY	N	12/1/06	0.00	3,875	3,000	11,000	11,000	47.23 2YR-STANDARD	672	89.71	63,258.00	0.00	0.00	0
SERIE1	ARM-INTONLY	N	11/1/07	0.00	3,875	3,000	13,250	13,250	95.764,000	626	100.00	95,764.00	0.00	210,000.00	0
SERIE1	ARM-INTONLY	N	11/1/06	0.00	3,500	3,000	11,375	11,375	26.65 3YR-STANDARD	666	100.00	42,000.00	0.00	460,000.00	0
SERIE1	ARM-INTONLY	N	11/1/06	0.00	3,875	3,000	12,000	12,000	49.44 1YR-STANDARD	705	100.00	138,000.00	0.00	0.00	0
SERIE1	ARM-INTONLY	N	11/1/06	0.00	3,250	3,000	11,125	11,125	0.00 2YR-STANDARD	628	80.00	0.00	0.00	0.00	0
A+	BALLOON	N	11/1/09	0.00	0.00	3,000	0.00	0.00	49.08 1YR-STANDARD	751	95.00	70,125.00	0.00	280,500.00	0
ADAPT0	ARM-INTONLY	N	11/1/09	0.00	2,250	2,000	4,250	4,250	42.24 1YR-STANDARD	727	90.00	34,000.00	0.00	435,000.00	0
ADAPT0	ARM-INTONLY	N	11/1/07	0.00	2,375	2,000	4,375	4,375	27.81 NO-PREPAY	765	100.00	0.00	0.00	170,000.00	0
ADAPT0	ARM-INTONLY	N	11/1/09	0.00	3,250	3,000	12,625	12,625	0.00 NO-PREPAY	621	41.18	0.00	0.00	0.00	0
ADAPT1	ARM-INTONLY	N	11/1/07	0.00	3,500	3,000	12,875	12,875	33.87 NO-PREPAY	697	100.00	46,350.00	0.00	231,750.00	0
ADAPT1	ARM-INTONLY	N	11/1/07	0.00	3,125	3,000	12,500	12,500	41.73 NO-PREPAY	662	100.00	23,804.00	0.00	118,900.00	0
ADAPT1	ARM-INTONLY	N	11/1/07	0.48	3,000	3,000	11,375	11,375	46.71 NO-PREPAY	636	100.00	35,000.00	0.00	175,000.00	0
ADAPT1	ARM-INTONLY	N	12/1/09	0.00	2,500	2,000	4,500	4,500	37.73 NO-PREPAY	726	98.00	47,580.00	0.00	386,000.00	22
ADAPT1	ARM-INTONLY	N	12/1/09	0.00	2,750	2,000	4,750	4,750	40.57 NO-PREPAY	749	80.00	0.00	0.00	225,000.00	0
ADAPT1	ARM-INTONLY	N	12/1/09	0.00	2,500	2,000	4,500	4,500	0.00 NO-PREPAY	757	63.36	0.00	0.00	595,000.00	0
ADAPT1	ARM-INTONLY	N	12/1/06	0.00	3,000	3,000	6,000	6,000	0.00 NO-PREPAY	694	70.00	0.00	0.00	0.00	0
ADAPT1	ARM-INTONLY	N	12/1/06	0.00	2,500	2,000	4,500	4,500	0.00 NO-PREPAY	706	70.00	0.00	0.00	0.00	0
ADAPT1	ARM-INTONLY	N	12/1/09	0.00	3,500	3,000	11,875	11,875	38.12 NO-PREPAY	665	90.00	41,250.00	0.00	275,000.00	0
ADAPT1	ARM-INTONLY	N	12/1/09	0.00	3,000	3,000	6,000	6,000	0.00 NO-PREPAY	739	75.00	0.00	0.00	0.00	0
ADAPT1	ARM-INTONLY	N	12/1/06	1.03	4,250	3,000	12,750	12,750	41.92 NO-PREPAY	774	64.00	64,500.00	0.00	645,000.00	0
ADAPT2	ARM-INTONLY	N	12/1/07	0.00	3,875	3,000	13,000	13,000	47.94 NO-PREPAY	664	90.00	0.00	0.00	261,000.00	22
ADAPT2	ARM-INTONLY	N	12/1/06	0.00	3,875	3,000	13,500	13,500	42.27 1YR-MODIFIED	623	80.00	0.00	0.00	187,500.00	30
ADAPT2	ARM-INTONLY	N	12/1/06	0.00	3,875	3,000	12,750	12,750	43.89 NO-PREPAY	674	80.00	0.00	0.00	0.00	0
ADAPT2	ARM-INTONLY	N	12/1/06	0.00	3,250	3,000	11,000	11,000	45.50 NO-PREPAY	647	55.00	0.00	0.00	449,500.00	30
ADAPT2	ARM-INTONLY	N	12/1/07	1.32	5,250	3,000	12,875	12,875	37.30 NO-PREPAY	625	83.34	0.00	0.00	320,000.00	22
ADAPT2	ARM-INTONLY	N	12/1/06	1.57	5,375	3,000	14,875	14,875	21.33 3YR-MODIFIED	758	80.00	0.00	0.00	0.00	0
ADAPT2	FIXEDRATE	N	12/1/06	0.98	0.00	3,000	0.00	0.00	0.00 NO-PREPAY	625	85.00	0.00			

0	0	163,000.00	0.00	32,600.00	100.00	642	35.90 2YR-STANDARD	N	10/106	12,340	3,000	1,000	6,340	0.00	10/106	N	ADAPT1
0	0	136,000.00	0.00	35,197.00	100.00	659	48.05 NO-PREPAY	N	10/1807	12,990	3,000	1,000	6,990	0.00	10/1807	N	ADAPT1
0	0	140,000.00	0.00	27,000.00	100.00	649	49.21 NO-PREPAY	N	10/407	12,650	3,000	1,000	6,650	0.00	10/407	N	ADAPT1
0	0	123,000.00	0.00	28,000.00	100.00	650	40.39 NO-PREPAY	N	10/507	12,565	3,000	1,000	6,565	0.00	10/507	N	ADAPT1
0	0	185,000.00	0.00	27,872.00	100.00	611	40.91 2YR-STANDARD	N	10/106	11,850	3,000	1,000	6,850	0.00	10/106	N	ADAPT2
0	0	98,000.00	0.00	26,011.00	100.00	634	44.99 2YR-STANDARD	N	10/406	12,640	3,000	1,000	6,640	0.00	10/406	N	ADAPT2
0	0	240,000.00	0.00	19,914.00	100.00	653	40.46 NO-PREPAY	N	10/107	12,640	3,000	1,000	6,640	0.00	10/107	N	ADAPT1
0	0	97,000.00	0.00	30,577.00	100.00	734	40.49 2YR-STANDARD	N	10/106	11,740	3,000	1,000	6,740	0.00	10/106	N	ADAPT1
0	0	0.00	0.00	20,200.00	100.00	619	49.30 2YR-STANDARD	N	10/106	11,740	3,000	1,000	6,740	0.00	10/106	N	ADAPT1
0	0	99,000.00	0.00	21,900.00	100.00	634	43.91 NO-PREPAY	N	10/306	12,665	3,000	1,000	6,665	0.00	10/306	N	ADAPT3
0	0	0.00	0.00	29,000.00	100.00	659	47.61 NO-PREPAY	N	10/506	13,060	3,000	1,000	7,060	0.00	10/506	N	ADAPT3
0	0	0.00	0.00	20,196.00	100.00	640	39.44 2YR-STANDARD	N	10/407	12,490	3,000	1,000	6,490	0.00	10/407	N	ADAPT1
22	0	121,000.00	0.00	24,200.00	100.00	620	49.59 NO-PREPAY	N	10/207	14,300	3,000	1,000	8,300	1.35	10/207	N	ADAPT2
22	0	162,000.00	0.00	33,194.00	100.00	622	42.17 2YR-STANDARD	N	10/806	12,140	3,000	1,000	6,140	0.00	10/806	N	ADAPT2
0	0	246,000.00	0.00	21,000.00	100.00	669	39.35 2YR-STANDARD	N	11/106	12,500	3,000	1,000	6,500	0.00	11/106	N	ADAPT1
0	0	130,000.00	0.00	50,795.00	100.00	644	47.62 3YR-STANDARD	N	10/407	12,590	3,000	1,000	6,590	0.00	10/407	N	ADAPT1
0	0	11,500.00	0.00	26,793.00	100.00	623	45.01 NO-PREPAY	N	10/306	12,820	3,000	1,000	6,820	0.00	10/306	N	ADAPT2
0	0	88,000.00	0.00	17,600.00	100.00	604	33.35 2YR-STANDARD	N	10/406	12,440	3,000	1,000	6,440	0.00	10/406	N	ADAPT2
22	0	109,000.00	0.00	83.69	100.00	616	42.26 2YR-STANDARD	N	10/106	12,990	3,000	1,000	6,990	1.53	10/106	N	ADAPT3
0	0	125,000.00	0.00	23,479.00	100.00	629	32.10 NO-PREPAY	N	10/507	12,820	3,000	1,000	6,820	0.00	10/507	N	ADAPT2
0	0	153,000.00	0.00	26,600.00	100.00	601	49.90 NO-PREPAY	N	11/106	11,990	3,000	1,000	6,990	0.00	11/106	N	ADAPT3
0	0	162,000.00	0.00	31,472.00	100.00	601	47.73 NO-PREPAY	N	10/807	12,240	3,000	1,000	6,240	0.00	10/807	N	ADAPT3
0	0	175,000.00	0.00	34,068.00	100.00	674	47.98 2YR-STANDARD	N	10/406	12,980	3,000	1,000	6,980	0.00	10/406	N	ADAPT1
0	0	15,000.00	0.00	19,800.00	100.00	625	44.00 NO-PREPAY	N	10/207	12,890	3,000	1,000	6,890	0.00	10/207	N	ADAPT2
0	0	183,000.00	0.00	22,445.00	100.00	645	48.45 NO-PREPAY	N	10/207	11,890	3,000	1,000	6,890	0.00	10/207	N	ADAPT1
0	0	177,500.00	0.00	32,600.00	100.00	641	35.37 2YR-STANDARD	N	10/506	12,490	3,000	1,000	6,490	0.00	10/506	N	ADAPT1
0	0	100,000.00	0.00	35,900.00	100.00	714	45.06 3YR-STANDARD	N	10/106	12,640	3,000	1,000	6,640	0.00	10/106	N	ADAPT1
0	0	166,000.00	0.00	20,800.00	100.00	653	38.13 2YR-STANDARD	N	10/806	12,440	3,000	1,000	6,440	0.00	10/806	N	ADAPT1
0	0	125,000.00	0.00	0.00	100.00	663	37.63 2YR-STANDARD	N	10/106	12,890	3,000	1,000	6,890	0.00	10/106	N	ADAPT1
0	0	165,000.00	0.00	39,591.00	100.00	699	41.59 NO-PREPAY	N	10/407	12,980	3,000	1,000	6,980	0.00	10/407	N	ADAPT1
0	0	172,000.00	0.00	34,988.00	100.00	604	42.84 NO-PREPAY	N	10/107	11,990	3,000	1,000	6,990	0.00	10/107	N	ADAPT1
0	0	199,000.00	0.00	40,895.00	100.00	625	34.56 NO-PREPAY	N	10/506	12,270	3,000	1,000	6,270	0.00	10/506	N	ADAPT1
0	0	125,000.00	0.00	25,000.00	100.00	683	37.73 NO-PREPAY	N	10/106	12,660	3,000	1,000	6,660	0.00	10/106	N	ADAPT2
0	0	171,000.00	0.00	17,200.00	100.00	612	47.41 NO-PREPAY	N	10/507	12,740	3,000	1,000	6,740	0.00	10/507	N	ADAPT1
0	0	202,000.00	0.00	25,000.00	100.00	654	42.51 NO-PREPAY	N	10/407	11,990	3,000	1,000	6,990	0.00	10/407	N	ADAPT1
0	0	202,000.00	0.00	50,015.00	100.00	654	46.06 2YR-STANDARD	N	10/106	11,740	3,000	1,000	6,740	0.00	10/106	N	ADAPT1
22	0	172,000.00	0.00	1,789.00	100.00	641	47.94 2YR-STANDARD	N	10/706	12,600	3,000	1,000	6,600	0.00	10/706	N	ADAPT1
0	0	160,000.00	0.00	25,200.00	100.00	686	39.06 NO-PREPAY	N	10/706	12,390	3,000	1,000	6,390	0.00	10/706	N	ADAPT1
0	0	0.00	0.00	0.00	100.00	626	42.25 2YR-STANDARD	N	10/106	11,840	3,000	1,000	6,840	0.00	10/106	N	ADAPT2
0	0	0.00	0.00	82,398.00	100.00	635	40.06 2YR-STANDARD	N	10/106	11,840	3,000	1,000	6,840	0.00	10/106	N	ADAPT2
0	0	0.00	0.00	25,000.00	100.00	643	45.79 1YR-STANDARD	N	10/106	12,740	3,000	1,000	6,740	0.00	10/106	N	ADAPT3
0	0	0.00	0.00	62,400.00	100.00	643	41.67 2YR-STANDARD	N	10/106	12,740	3,000	1,000	6,740	0.00	10/106	N	ADAPT3
0	0	248,700.00	0.00	61,000.00	100.00	675	41.67 2YR-STANDARD	N	10/106	11,490	3,000	1,000	6,490	0.00	10/106	N	ADAPT1
0	0	135,000.00	0.00	27,000.00	100.00	616	49.51 2YR-STANDARD	N	10/106	11,760	3,000	1,000	6,760	0.00	10/106	N	ADAPT3
0	0	104,000.00	0.00	33,993.00	100.00	651	49.88 2YR-STANDARD	N	10/106	11,490	3,000	1,000	6,490	0.00	10/106	N	ADAPT1
22	0	0.00	0.00	31,000.00	100.00	693	50.09 NO-PREPAY	N	10/106	11,890	3,000	1,000	6,890	0.00	10/106	N	ADAPT3
22	0	0.00	0.00	0.00	100.00	684	46.05 2YR-STANDARD	N	10/207	11,890	3,000	1,000	6,890	1.49	10/207	N	ADAPT3
22	0	179,800.00	0.00	0.00	100.00	684	39.55 3YR-STANDARD	N	10/207	11,890	3,000	1,000	6,890	0.64	10/207	N	ADAPT3
22	0	177,675.00	0.00	85.00	100.00	692	41.31 2YR-STANDARD	N	10/207	11,890	3,000	1,000	6,890	1.09	10/207	N	ADAPT3
22	0	275,000.00	0.00	35,535.00	100.00	743	42.45 NO-PREPAY	N	10/206	12,790	3,000	1,000	6,790	0.00	10/206	N	ADAPT2
22	0	157,000.00	0.00	58,996.00	100.00	768	44.30 2YR-STANDARD	N	10/106	12,790	3,000	1,000	6,790	0.00	10/106	N	ADAPT2
22	0	67,000.00	0.00	15,799.00	100.00	644	34.36 3YR-STANDARD	N	10/106	12,840	3,000	1,000	6,840	0.00	10/106	N	ADAPT3
22	0	0.00	0.00	31,000.00	100.00	651	39.84 3YR-STANDARD	N	10/107	12,690	3,000	1,000	6,690	0.77	10/107	N	ADAPT1
22	0	142,000.00	0.00	0.00	100.00	634	37.43 3YR-STANDARD	N	10/107	12,440	3,000	1,000	6,440	0.84	10/107	N	ADAPT1
0	0	151,657.00	0.00	28,995.00	100.00	612	49.17 2YR-STANDARD	N	10/106	13,165	3,000	1,000	7,165	1.09	10/106	N	ADAPT2
0	0	125,000.00	0.00	30,000.00	100.00	610	35.44 3YR-STANDARD	N	10/106	12,390	3,000	1,000	6,390	0.00	10/106	N	ADAPT2
0	0	0.00	0.00	18,000.00	100.00	620	44.19 2YR-STANDARD	N	10/106	12,340	3,000	1,000	6,340	0.00	10/106	N	ADAPT2
22	0	165,000.00	0.00	33,165.00	100.00	652	40.85 3YR-STANDARD	N	10/107	11,840	3,000	1,000	6,840	0.00	10/107	N	ADAPT2
0	0	156,800.00	0.00	56,000.00	100.00	649	44.43 2YR-STANDARD	N	10/106	12,765	3,000	1,000	6,765	0.75	10/106	N	ADAPT2
0	0	130,000.00	0.00	31,900.00	100.00	650	33.30 2YR-STANDARD	N	10/206	11,770	3,000	1,000	6,770	0.00	10/206	N	ADAPT1
0	0	310,000.00	0.00	26,965.00	100.00	620	37.40 2YR-STANDARD	N	10/106	12,390	3,000	1,000	6,390	0.00	10/106	N	ADAPT2
0	0	0.00	0.00	62,000.00	100.00	640	44.15 2YR-STANDARD	N	10/206	12,390	3,000	1,000	6,390	0.00	10/206	N	ADAPT2
22	0	187,000.00	0.00														

0	173,000.00	0.00	34,500.00	100.00	689	33.35 2YR-STANDARD	N	10/15/06	12,040	3,000	1,000	6,640	0.00	10/15/06	ARM	ADAPT0
0	0.00	0.00	24,800.00	100.00	644	47.94 1YR-STANDARD	N	10/20/06	13,440	3,000	1,000	7,440	0.00	10/20/06	ARM	ADAPT1
0	150,000.00	0.00	21,870.00	93.52	604	48.85 2YR-STANDARD	N	10/15/06	11,800	3,000	1,000	5,900	0.00	10/15/06	ARM	ADAPT3
0	130,000.00	0.00	21,800.00	100.00	644	48.69 NO-PREPAY	N	10/20/07	11,800	3,000	1,000	5,800	0.00	10/20/07	ARM	ADAPT1
0	0.00	0.00	26,000.00	100.00	621	48.83 2YR-STANDARD	N	11/1/06	12,440	3,000	1,000	6,440	0.00	11/1/06	ARM	ADAPT2
0	0.00	0.00	0.00	80.00	644	46.96 2YR-STANDARD	N	10/15/06	12,140	3,000	1,000	6,140	0.00	10/15/06	ARM	ADAPT1
0	350,000.00	0.00	70,000.00	100.00	640	48.75 NO-PREPAY	N	10/15/07	13,300	3,000	1,000	7,300	0.00	10/15/07	ARM	ADAPT0
0	485,000.00	0.00	88,371.00	100.00	696	49.56 2YR-STANDARD	N	10/16/06	11,840	3,000	1,000	5,840	0.00	10/16/06	ARM	ADAPT0
0	248,000.00	0.00	49,800.00	100.00	722	39.66 2YR-STANDARD	N	10/16/06	12,330	3,000	1,000	5,840	0.00	10/16/06	ARM	ADAPT2
0	195,300.00	0.00	39,060.00	100.00	630	47.65 2YR-STANDARD	N	10/16/06	12,965	3,000	1,000	6,390	0.00	10/16/06	ARM	ADAPT0
22	0.00	0.00	38,400.00	100.00	684	34.34 2YR-STANDARD	N	10/16/06	12,965	3,000	1,000	6,965	0.00	10/16/06	ARM	ADAPT0
0	95,000.00	0.00	19,000.00	100.00	647	31.53 2YR-STANDARD	N	10/21/06	13,190	3,000	1,000	7,190	1.24	10/21/06	ARM	ADAPT1
0	475,000.00	0.00	95,000.00	100.00	630	42.81 2YR-STANDARD	N	10/25/06	12,315	3,000	1,000	6,315	0.00	10/25/06	ARM	ADAPT2
0	145,000.00	0.00	86,984.00	100.00	690	37.61 2YR-STANDARD	N	10/13/06	13,340	3,000	1,000	7,340	0.00	10/13/06	ARM	ADAPT0
0	200,000.00	0.00	41,200.00	100.00	607	46.77 2YR-STANDARD	N	10/20/06	12,990	3,000	1,000	6,990	0.00	10/20/06	ARM	ADAPT3
0	145,000.00	0.00	34,597.00	100.00	688	40.55 2YR-STANDARD	N	11/1/06	11,890	3,000	1,000	5,890	0.00	11/1/06	ARM	ADAPT0
0	155,000.00	0.00	31,888.00	100.00	625	39.10 2YR-STANDARD	N	10/15/06	12,390	3,000	1,000	6,390	0.00	10/15/06	ARM	ADAPT1
0	0.00	0.00	45,000.00	100.00	650	45.46 2YR-STANDARD	N	11/1/06	11,740	3,000	1,000	5,740	0.00	11/1/06	ARM	ADAPT2
0	152,000.00	0.00	30,750.00	100.00	686	32.23 2YR-STANDARD	N	10/10/06	12,640	3,000	1,000	5,640	0.00	10/10/06	ARM	ADAPT0
0	160,000.00	0.00	32,000.00	100.00	682	42.35 2YR-STANDARD	N	11/1/06	11,440	3,000	1,000	5,440	0.00	11/1/06	ARM	ADAPT0
0	268,000.00	0.00	54,719.00	100.00	673	45.83 NO-PREPAY	N	10/15/07	12,640	3,000	1,000	6,640	0.00	10/15/07	ARM	ADAPT1
0	142,000.00	0.00	33,995.00	100.00	689	38.11 2YR-STANDARD	N	11/1/06	12,490	3,000	1,000	6,490	0.00	11/1/06	ARM	ADAPT0
0	160,000.00	0.00	32,080.00	100.00	621	35.99 1YR-STANDARD	N	11/1/07	12,840	3,000	1,000	6,840	1.25	11/1/07	ARM	ADAPT2
22	192,000.00	0.00	40,397.00	100.00	655	30.40 2YR-STANDARD	N	10/26/06	13,440	3,000	1,000	6,000	0.00	10/26/06	ARM	ADAPT1
22	0.00	0.00	26,612.00	99.86	603	49.80 2YR-STANDARD	N	10/16/06	12,740	3,000	1,000	7,440	1.78	10/16/06	ARM	ADAPT2
0	147,000.00	0.00	30,134.00	100.00	613	32.74 1YR-STANDARD	N	11/1/06	11,990	3,000	1,000	5,990	0.00	11/1/06	ARM	ADAPT3
0	245,000.00	0.00	49,000.00	100.00	672	27.94 NO-PREPAY	N	10/17/07	11,490	3,000	1,000	5,490	0.00	10/17/07	ARM	ADAPT1
0	0.00	0.00	26,000.00	100.00	684	27.59 2YR-STANDARD	N	10/27/06	12,270	3,000	1,000	6,270	0.00	10/27/06	ARM	ADAPT0
0	0.00	0.00	29,000.00	100.00	640	46.08 2YR-STANDARD	N	11/1/06	12,650	3,000	1,000	6,650	0.00	11/1/06	ARM	ADAPT1
0	183,000.00	0.00	0.00	54.85	805	14.12 NO-PREPAY	N	11/1/06	11,850	3,000	1,000	5,850	0.00	11/1/06	ARM	ADAPT0
0	210,000.00	0.00	44,877.00	100.00	671	49.00 2YR-STANDARD	N	11/1/06	12,140	3,000	1,000	6,140	0.00	11/1/06	ARM	ADAPT1
22	0.00	0.00	0.00	85.00	700	40.43 2YR-STANDARD	N	11/1/06	12,140	3,000	1,000	6,140	0.44	11/1/06	ARM	ADAPT0
0	0.00	0.00	43,995.00	100.00	668	39.46 1YR-STANDARD	N	10/16/06	12,490	3,000	1,000	6,490	0.00	10/16/06	ARM	ADAPT2
0	135,000.00	0.00	23,200.00	100.00	658	37.04 2YR-STANDARD	N	11/1/06	12,390	3,000	1,000	6,390	0.00	11/1/06	ARM	ADAPT1
0	0.00	0.00	35,800.00	100.00	665	48.66 2YR-STANDARD	N	11/1/06	11,740	3,000	1,000	5,740	0.00	11/1/06	ARM	ADAPT0
0	0.00	0.00	0.00	89.97	617	41.78 2YR-STANDARD	N	11/1/06	12,990	3,000	1,000	6,990	0.76	11/1/07	ARM	ADAPT1
22	230,000.00	0.00	26,000.00	100.00	671	16.12 2YR-STANDARD	N	11/1/06	13,190	3,000	1,000	7,190	1.68	11/1/06	ARM	ADAPT3
0	0.00	0.00	0.00	89.97	629	44.15 2YR-STANDARD	N	11/1/06	11,250	3,000	1,000	5,250	0.00	11/1/06	ARM	ADAPT0
22	285,000.00	0.00	18,400.00	100.00	628	29.01 2YR-STANDARD	N	11/1/06	12,540	3,000	1,000	6,540	1.28	11/1/06	ARM	ADAPT2
0	92,000.00	0.00	39,200.00	100.00	625	29.28 2YR-STANDARD	N	11/1/06	12,190	3,000	1,000	6,190	0.00	11/1/06	ARM	ADAPT0
0	260,500.00	0.00	52,491.00	100.00	634	44.73 2YR-STANDARD	N	11/1/06	12,990	3,000	1,000	6,990	0.90	11/1/06	ARM	ADAPT1
0	62,000.00	0.00	31,500.00	100.00	591	36.96 2YR-STANDARD	N	11/1/06	12,040	3,000	1,000	6,040	0.00	11/1/06	ARM	ADAPT0
22	0.00	0.00	0.00	90.00	630	42.46 3YR-STANDARD	N	11/1/06	13,565	3,000	1,000	7,565	0.76	11/1/07	ARM	ADAPT1
0	0.00	0.00	42,800.00	100.00	667	46.86 2YR-STANDARD	N	11/1/06	12,390	3,000	1,000	6,390	1.38	11/1/06	ARM	ADAPT2
0	82,500.00	0.00	16,500.00	100.00	661	29.30 2YR-STANDARD	N	11/1/06	12,390	3,000	1,000	6,390	0.00	11/1/06	ARM	ADAPT0
0	126,000.00	0.00	28,791.00	100.00	671	36.63 2YR-STANDARD	N	11/1/06	12,270	3,000	1,000	6,270	0.00	11/1/06	ARM	ADAPT1
0	686,000.00	0.00	139,927.00	100.00	675	44.67 1YR-STANDARD	N	10/13/06	12,440	3,000	1,000	7,440	0.00	10/13/06	ARM	ADAPT0
0	190,000.00	0.00	21,074.00	100.00	660	42.03 1YR-STANDARD	N	10/16/06	13,265	3,000	1,000	7,265	0.00	10/16/06	ARM	ADAPT1
0	281,000.00	0.00	58,786.00	100.00	660	43.51 1YR-STANDARD	N	10/4/06	13,140	3,000	1,000	7,140	0.00	10/4/06	ARM	ADAPT1
0	85,000.00	0.00	53,975.00	99.46	703	13.53 1YR-STANDARD	N	10/16/06	12,400	3,000	1,000	6,400	0.00	10/16/06	ARM	ADAPT0
0	205,000.00	0.00	41,200.00	100.00	725	28.20 2YR-STANDARD	N	10/13/06	12,575	3,000	1,000	6,575	0.00	10/13/06	ARM	ADAPT0
0	0.00	0.00	33,000.00	95.00	630	44.96 1YR-STANDARD	N	10/15/06	12,440	3,000	1,000	6,440	0.00	10/15/06	ARM	ADAPT2
0	0.00	0.00	34,400.00	100.00	639	33.74 1YR-STANDARD	N	10/14/07	12,890	3,000	1,000	6,890	0.00	10/14/07	ARM	ADAPT0
0	0.00	0.00	23,800.00	100.00	653	31.51 2YR-STANDARD	N	10/14/07	12,315	3,000	1,000	6,315	0.00	10/14/07	ARM	ADAPT2
0	159,000.00	0.00	27,046.00	100.00	611	38.98 1YR-STANDARD	N	10/15/06	12,090	3,000	1,000	6,090	0.00	10/15/06	ARM	ADAPT1
0	210,000.00	0.00	54,168.00	100.00	661	45.06 1YR-STANDARD	N	10/15/06	12,490	3,000	1,000	6,490	0.00	10/15/06	ARM	ADAPT3
0	193,000.00	0.00	42,800.00	100.00	667	27.70 2YR-STANDARD	N	10/15/06	11,340	3,000	1,000	5,340	0.00	10/15/06	ARM	ADAPT0
0	200,000.00	0.00	28,013.00	100.00	698	23.12 1YR-STANDARD	N	10/14/06	12,340	3,000	1,000	6,340	0.00	10/14/06	ARM	ADAPT0
0	0.00	0.00	0.00	32.45	662	43.26 2YR-STANDARD	N	10/23/06	12,490	3,000	1,000	6,490	0.00	10/23/06	ARM	ADAPT1
0	180,550.00	0.00	20,600.00	100.00	644	44.49 1YR-STANDARD	N	10/23/06	11,890	3,000	1,000	5,890	0.00	10/23/06	ARM	ADAPT1
0	0.00	0.00	32,110.00	100.00	617	37.88 3YR-STANDARD	N	10/16/07	13,365	3,000	1,000	7,365	0.00	10/16/07	ARM	ADAPT0
0	545,000.00	0.00	166,007.00	96.00	914	47.00 NO-PREPAY	N	10/16/07	13,190	3,000	1,000	7,190	0.00	10/16/07	ARM	ADAPT0
0	280,000.00	0.00	52,780.00	100.00	707	36.13 2YR-STANDARD	N	11/1/06	12,735	3,000	1,000	6,735	0.00	11/1/06	ARM	ADAPT1
0	285,000.00	0.00	0.00	80.00												

0	209,000.00	0.00	41,800.00	100.00	658	49.93 NO-PREPAY	N	102107	12,490	3,000	1,000	6,490	0.00	102107	ARM	ADAPT1
0	195,000.00	0.00	31,000.00	100.00	660	39.28 NO-PREPAY	N	101107	12,900	3,000	1,000	6,900	0.00	101107	ARM	ADAPT2
22	175,000.00	0.00	0.00	90.00	664	45.89 3YR-STANDARD	N	111107	13,470	3,000	1,000	7,470	1.02	111107	ARM	ADAPT1
0	184,000.00	0.00	27,600.00	95.00	706	37.41 NO-PREPAY	N	111107	10,990	3,000	1,000	4,990	0.00	111107	ARM	ADAPT1
0	0.00	0.00	26,000.00	100.00	653	49.39 NO-PREPAY	N	102506	12,550	3,000	1,000	6,550	0.00	102506	ARM	ADAPT1
22	76,000.00	0.00	0.00	85.00	687	38.03 NO-PREPAY	N	101507	12,040	3,000	1,000	6,040	0.90	101507	ARM	ADAPT1
0	160,000.00	0.00	15,995.00	100.00	727	36.28 NO-PREPAY	N	111106	12,190	3,000	1,000	7,190	0.00	111106	ARM	ADAPT1
0	0.00	0.00	26,992.00	100.00	604	30.55 NO-PREPAY	N	111107	11,990	3,000	1,000	5,990	0.00	111107	ARM	ADAPT3
0	0.00	0.00	24,675.00	95.00	618	37.64 NO-PREPAY	N	111107	11,740	3,000	1,000	5,740	0.00	111107	ARM	ADAPT1
22	300,000.00	0.00	0.00	90.00	702	25.26 NO-PREPAY	N	101406	13,500	3,000	1,000	7,500	0.42	101406	ARM	ADAPT1
0	182,000.00	0.00	58,500.00	100.00	641	34.16 NO-PREPAY	N	105507	12,240	3,000	1,000	6,240	0.00	105507	ARM	ADAPT1
22	187,000.00	0.00	437.00	90.00	628	41.21 NO-PREPAY	N	111107	13,740	3,000	1,000	7,740	1.25	111107	ARM	ADAPT2
0	0.00	0.00	75.83	659	659	20.61 NO-PREPAY	N	92706	13,240	3,000	1,000	7,240	0.00	92706	ARM	ADAPT1
0	220,000.00	0.00	44,000.00	100.00	654	44.47 NO-PREPAY	N	10407	12,800	3,000	1,000	6,800	0.00	10407	ARM	ADAPT1
0	0.00	0.00	20,752.00	92.81	665	46.48 NO-PREPAY	N	101507	13,140	3,000	1,000	7,140	0.00	101507	ARM	ADAPT1
0	105,000.00	0.00	61,000.00	100.00	651	32.33 NO-PREPAY	N	111106	12,990	3,000	1,000	7,990	0.00	111106	ARM	ADAPT1
0	0.00	0.00	1,956.00	80.00	646	46.87 NO-PREPAY	N	111107	12,740	3,000	1,000	5,290	0.00	111107	ARM	ADAPT2
0	0.00	0.00	74,000.00	100.00	674	49.83 NO-PREPAY	N	111106	13,140	3,000	1,000	7,140	0.00	111106	ARM	ADAPT1
0	0.00	0.00	0.00	75.79	673	39.59 NO-PREPAY	N	111107	11,640	3,000	1,000	5,640	0.00	111107	ARM	ADAPT1
0	226,000.00	0.00	53,991.00	100.00	689	41.52 2YR-STANDARD	N	111106	12,390	3,000	1,000	6,390	0.00	111106	ARM	ADAPT1
22	165,000.00	0.00	49,995.00	100.00	705	39.60 2YR-STANDARD	N	111106	12,390	3,000	1,000	6,390	0.00	111106	ARM	ADAPT1
0	205,000.00	0.00	41,000.00	100.00	653	45.74 2YR-STANDARD	N	111106	12,490	3,000	1,000	6,490	1.78	111106	ARM	ADAPT3
0	0.00	0.00	53,000.00	100.00	677	41.52 NO-PREPAY	N	111106	11,790	3,000	1,000	5,790	0.00	111106	ARM	ADAPT1
0	450,000.00	0.00	93,500.00	100.00	692	44.58 2YR-STANDARD	N	111106	12,190	3,000	1,000	6,190	0.00	111106	ARM	ADAPT1
0	290,000.00	0.00	58,000.00	100.00	647	48.16 2YR-STANDARD	N	111106	11,815	3,000	1,000	5,815	0.00	111106	ARM	ADAPT1
0	0.00	0.00	0.00	57.55	707	48.17 3YR-STANDARD	N	111107	11,440	3,000	1,000	5,440	0.00	111107	ARM	ADAPT1
22	295,000.00	0.00	59,000.00	100.00	629	43.71 2YR-STANDARD	N	111106	12,640	3,000	1,000	6,640	1.38	111106	ARM	ADAPT1
0	0.00	0.00	22,400.00	100.00	611	43.22 NO-PREPAY	N	111106	12,740	3,000	1,000	6,740	0.00	111106	ARM	ADAPT1
0	0.00	0.00	0.00	80.00	622	45.30 3YR-STANDARD	N	101307	12,640	3,000	1,000	6,640	0.00	101307	ARM	ADAPT2
0	222,000.00	177,900.00	0.00	95.00	720	37.31 NO-PREPAY	N	121106	0.000	0.000	0.000	0.000	0.00	121106	EXPRESS2	A+
0	275,000.00	0.00	0.00	56.37	653	0.00 NO-PREPAY	N	111106	12,625	3,000	1,000	3,975	0.00	111106	ARM-ANTONLY	ADAPT1
0	615,000.00	0.00	108,000.00	100.00	643	25.38 NO-PREPAY	N	111106	12,490	3,000	1,000	6,490	0.00	111106	ARM-ANTONLY	ADAPT2
0	625,000.00	0.00	123,000.00	100.00	638	49.62 NO-PREPAY	N	111106	12,890	3,000	1,000	6,890	0.00	111106	ARM-ANTONLY	ADAPT1
0	310,000.00	0.00	62,775.00	100.00	630	40.81 2YR-STANDARD	N	111106	11,500	3,000	1,000	5,500	0.00	111106	ARM-ANTONLY	ADAPT2
0	0.00	0.00	37,000.00	100.00	665	46.59 2YR-STANDARD	N	111106	12,890	3,000	1,000	6,890	0.00	111106	ARM-ANTONLY	ADAPT1
0	103,000.00	0.00	20,600.00	100.00	657	38.24 2YR-STANDARD	N	111106	11,740	3,000	1,000	5,740	0.00	111106	ARM-ANTONLY	ADAPT2
0	195,000.00	0.00	31,988.00	100.00	629	46.73 2YR-STANDARD	N	111106	12,140	3,000	1,000	6,140	0.00	111106	ARM-ANTONLY	ADAPT1
0	225,000.00	0.00	45,000.00	100.00	668	46.78 2YR-STANDARD	N	111106	11,390	3,000	1,000	5,390	0.00	111106	ARM-ANTONLY	ADAPT2
0	480,000.00	0.00	106,395.00	100.00	647	44.78 2YR-STANDARD	N	121106	12,790	3,000	1,000	6,290	0.00	121106	ARM-ANTONLY	ADAPT2
0	125,500.00	0.00	25,100.00	100.00	660	28.14 NO-PREPAY	N	111107	11,590	3,000	1,000	5,590	0.00	111107	ARM-ANTONLY	ADAPT1
0	173,000.00	0.00	37,074.00	100.00	688	46.35 NO-PREPAY	N	111107	11,825	3,000	1,000	5,825	0.00	111107	ARM-ANTONLY	ADAPT1
0	274,000.00	0.00	53,400.00	100.00	636	48.59 NO-PREPAY	N	111106	13,140	3,000	1,000	7,140	0.00	111106	ARM-ANTONLY	ADAPT2
0	205,000.00	0.00	41,000.00	100.00	653	48.77 2YR-STANDARD	N	111106	12,990	3,000	1,000	6,990	0.00	111106	ARM-ANTONLY	ADAPT1
0	0.00	0.00	82,000.00	100.00	612	41.92 1YR-STANDARD	N	111106	12,740	3,000	1,000	6,740	0.00	111106	ARM-ANTONLY	ADAPT1
22	0.00	0.00	0.00	80.00	626	45.88 1YR-STANDARD	N	111106	12,140	3,000	1,000	6,140	0.00	111106	ARM-ANTONLY	ADAPT2
0	0.00	0.00	48,000.00	100.00	644	46.59 2YR-STANDARD	N	111106	12,465	3,000	1,000	6,465	0.00	111106	ARM-ANTONLY	ADAPT1
0	0.00	0.00	27,050.00	95.99	705	38.82 1YR-STANDARD	N	121107	12,465	3,000	1,000	6,465	0.00	121107	ARM-ANTONLY	ADAPT1
0	106,000.00	0.00	21,995.00	100.00	722	42.35 2YR-STANDARD	N	111106	11,640	3,000	1,000	5,640	0.00	111106	ARM-ANTONLY	ADAPT1
0	130,000.00	0.00	27,817.00	100.00	636	46.49 NO-PREPAY	N	111107	12,640	3,000	1,000	6,640	0.00	111107	ARM-ANTONLY	ADAPT2
0	225,000.00	0.00	27,985.00	100.00	638	42.35 NO-PREPAY	N	111107	12,640	3,000	1,000	6,640	0.00	111107	ARM-ANTONLY	ADAPT2
0	105,000.00	0.00	23,985.00	100.00	680	46.09 NO-PREPAY	N	111106	11,790	3,000	1,000	5,790	0.00	111106	ARM-ANTONLY	ADAPT1
0	16,000.00	0.00	33,985.00	100.00	696	38.01 2YR-STANDARD	N	111106	13,390	3,000	1,000	7,390	0.00	111106	ARM-ANTONLY	ADAPT1
0	184,000.00	0.00	24,300.00	100.00	622	28.19 2YR-STANDARD	N	111106	13,460	3,000	1,000	7,460	0.00	111106	ARM-ANTONLY	ADAPT2
0	325,000.00	0.00	63,000.00	100.00	642	47.24 2YR-STANDARD	N	111106	12,740	3,000	1,000	6,740	0.00	111106	ARM-ANTONLY	ADAPT2
0	0.00	0.00	46,400.00	100.00	689	49.02 NO-PREPAY	N	111106	12,640	3,000	1,000	6,640	0.00	111106	ARM-ANTONLY	ADAPT1
0	207,000.00	0.00	46,985.00	100.00	652	50.53 2YR-STANDARD	N	111106	11,790	3,000	1,000	6,190	0.00	111106	ARM-ANTONLY	ADAPT2
0	0.00	0.00	78,000.00	100.00	726	35.09 2YR-STANDARD	N	111106	12,640	3,000	1,000	6,640	0.00	111106	ARM-ANTONLY	ADAPT1
0	148,000.00	0.00	29,600.00	100.00	654	32.59 2YR-STANDARD	N	111106	11,640	3,000	1,000	5,640	0.00	111106	ARM-ANTONLY	ADAPT2
0	0.00	0.00	23,000.00	100.00	659	31.47 NO-PREPAY	N	111106	12,610	3,000	1,000	6,610	0.00	111106	ARM-ANTONLY	ADAPT1
0	0.00	0.00	36,000.00	97.30	658	49.84 2YR-STANDARD	N	111107	12,690	3,000	1,000	6,690	0.00	111107	ARM-ANTONLY	ADAPT1
0	0.00	0.00	28,200.00	100.00	628	43.94 1YR-STANDARD	N	111106	12,970	3,000	1,000	6,970	0.00	111106	ARM-ANTONLY	ADAPT2
0	235,000.00	0.00	47,000.00	100.00	649	47.93 2YR-STANDARD	N	121107	12,240	3,000	1,000	6,240	0.00	121107	ARM-ANTONLY	ADAPT1
0	140,000.00	0.00	27,412.00	99.58	640	46.28 2YR-STANDARD	N	111106	12,240	3,000	1,000	6,240	0.00	111106	ARM-ANTONLY	ADAPT1
0	0.00	0.00	47,000.00	100.00	625	49.36 2YR-STANDARD	N	111106	12,590	3,000	1,000	6,590	0.00	111106	ARM-ANTONLY	ADAPT3
0	0.00															

0	0.00	0.00	46,600.00	100.00	660	49.80	1YR-STANDARD	N	12/106	11,650	3,000	1,000	5,650	0.00	12/106	ARM-INTONLY	ADAPT1
0	0.00	0.00	0.00	90.00	724	49.96	NO-PREPAY	N	11/107	12,390	3,000	1,000	6,390	0.49	11/107	ARM-INTONLY	ADAPT0
0	282,000.00	0.00	56,400.00	100.00	629	48.32	2YR-STANDARD	N	11/106	12,890	3,000	1,000	6,890	0.00	11/106	ARM-INTONLY	ADAPT0
0	175,050.00	0.00	35,010.00	100.00	681	21.24	2YR-STANDARD	N	11/106	11,590	3,000	1,000	5,590	0.00	11/106	ARM-INTONLY	ADAPT0
0	0.00	0.00	45,200.00	100.00	617	47.39	2YR-STANDARD	N	11/106	12,490	3,000	1,000	6,490	0.00	11/106	ARM-INTONLY	ADAPT0
0	0.00	0.00	45,892.00	95.57	671	45.62	2YR-STANDARD	N	11/106	12,140	3,000	1,000	5,940	0.00	11/106	ARM-INTONLY	ADAPT1
0	129,000.00	0.00	25,800.00	100.00	649	42.32	2YR-STANDARD	N	11/106	12,140	3,000	1,000	6,600	0.00	11/106	ARM-INTONLY	ADAPT2
0	0.00	0.00	78.37	100.00	643	42.91	2YR-STANDARD	N	11/106	12,490	3,000	1,000	6,490	0.00	11/106	ARM-INTONLY	ADAPT1
0	0.00	0.00	47,200.00	100.00	653	47.11	2YR-STANDARD	N	11/107	12,140	3,000	1,000	6,140	0.00	11/107	ARM-INTONLY	ADAPT2
0	0.00	0.00	49,900.00	100.00	603	48.60	2YR-STANDARD	N	11/106	12,490	3,000	1,000	6,490	0.00	11/106	ARM-INTONLY	ADAPT2
22	0.00	0.00	0.00	90.00	617	39.66	1YR-STANDARD	N	11/107	11,640	3,000	1,000	5,640	0.00	11/107	ARM-INTONLY	ADAPT2
0	0.00	0.00	61,000.00	100.00	621	49.57	2YR-STANDARD	N	11/106	11,990	3,000	1,000	5,990	0.00	11/106	ARM-INTONLY	ADAPT3
0	0.00	0.00	79.14	100.00	644	35.81	2YR-STANDARD	N	11/106	12,790	3,000	1,000	6,790	0.00	11/106	ARM-INTONLY	ADAPT3
0	0.00	0.00	65,000.00	100.00	633	27.73	1YR-STANDARD	N	11/106	12,940	3,000	1,000	6,940	0.00	11/106	ARM-INTONLY	ADAPT2
0	0.00	0.00	54,000.00	100.00	633	44.56	NO-PREPAY	N	12/107	13,350	3,000	1,000	7,350	1.06	12/107	ARM-INTONLY	ADAPT0
22	640,000.00	0.00	0.00	80.00	763	41.46	3YR-STANDARD	N	11/107	11,290	3,000	1,000	5,290	0.00	11/107	ARM-INTONLY	ADAPT0
0	101,000.00	0.00	110,971.00	100.00	636	43.44	NO-PREPAY	N	10/107	12,490	3,000	1,000	6,490	0.00	10/107	ARM-INTONLY	ADAPT1
0	415,000.00	0.00	20,998.00	100.00	658	49.98	NO-PREPAY	N	10/107	12,720	3,000	1,000	6,720	0.00	10/107	ARM-INTONLY	ADAPT1
0	0.00	0.00	44,600.00	100.00	631	44.36	2YR-STANDARD	N	10/106	12,400	3,000	1,000	6,400	0.00	10/106	ARM-INTONLY	ADAPT2
0	0.00	0.00	30,000.00	100.00	636	48.22	2YR-STANDARD	N	10/106	12,540	3,000	1,000	6,540	0.00	10/106	ARM-INTONLY	ADAPT2
0	0.00	0.00	0.00	76.62	659	38.19	2YR-STANDARD	N	11/106	11,940	3,000	1,000	5,940	0.00	11/106	ARM-INTONLY	ADAPT1
22	120,000.00	0.00	24,000.00	90.00	651	39.33	NO-PREPAY	N	11/106	12,890	3,000	1,000	6,890	1.02	11/106	ARM-INTONLY	ADAPT1
0	0.00	0.00	37,400.00	100.00	616	31.38	NO-PREPAY	N	11/107	11,640	3,000	1,000	5,640	0.00	11/107	ARM-INTONLY	ADAPT3
0	127,000.00	0.00	25,400.00	100.00	604	26.78	NO-PREPAY	N	11/106	13,170	3,000	1,000	7,170	0.00	11/106	ARM-INTONLY	ADAPT3
0	132,000.00	0.00	25,998.00	100.00	604	30.30	NO-PREPAY	N	11/106	12,990	3,000	1,000	6,990	0.00	11/106	ARM-INTONLY	ADAPT3
0	138,000.00	0.00	27,800.00	100.00	605	47.04	2YR-STANDARD	N	11/106	13,840	3,000	1,000	7,840	0.00	11/106	ARM-INTONLY	ADAPT3
0	0.00	0.00	29,000.00	100.00	635	48.65	NO-PREPAY	N	11/107	13,070	3,000	1,000	7,070	0.00	11/107	ARM-INTONLY	ADAPT2
0	122,500.00	0.00	18,275.00	95.00	641	49.77	2YR-STANDARD	N	11/106	12,140	3,000	1,000	6,140	0.00	11/106	ARM-INTONLY	ADAPT2
0	0.00	0.00	0.00	0.00	641	49.93	2YR-STANDARD	N	11/106	11,990	3,000	1,000	5,990	0.00	11/106	ARM-INTONLY	ADAPT1
0	215,000.00	0.00	51,094.00	100.00	644	32.72	NO-PREPAY	N	10/106	11,650	3,000	1,000	6,600	0.00	10/106	ARM-INTONLY	ADAPT1
0	158,000.00	0.00	31,600.00	100.00	667	41.92	2YR-STANDARD	N	10/106	12,140	3,000	1,000	6,140	0.00	10/106	ARM-INTONLY	ADAPT0
0	145,000.00	0.00	36,192.00	100.00	687	48.81	2YR-STANDARD	N	11/106	11,990	3,000	1,000	5,990	0.00	11/106	ARM-INTONLY	ADAPT0
0	0.00	0.00	22,000.00	100.00	622	41.37	2YR-STANDARD	N	11/106	12,890	3,000	1,000	6,890	0.00	11/106	ARM-INTONLY	ADAPT2
22	0.00	0.00	0.00	89.53	622	37.15	2YR-STANDARD	N	11/106	11,990	3,000	1,000	5,990	1.09	11/106	ARM-INTONLY	ADAPT1
0	210,000.00	0.00	42,000.00	100.00	655	32.10	2YR-STANDARD	N	11/106	11,800	3,000	1,000	5,800	0.00	11/106	ARM-INTONLY	ADAPT1
0	0.00	0.00	37,400.00	100.00	616	31.38	NO-PREPAY	N	11/107	11,640	3,000	1,000	5,640	0.00	11/107	ARM-INTONLY	ADAPT3
0	127,000.00	0.00	25,400.00	100.00	604	26.78	NO-PREPAY	N	11/106	12,990	3,000	1,000	6,990	0.00	11/106	ARM-INTONLY	ADAPT3
0	132,000.00	0.00	25,998.00	100.00	604	30.30	NO-PREPAY	N	11/106	12,990	3,000	1,000	6,990	0.00	11/106	ARM-INTONLY	ADAPT3
0	138,000.00	0.00	27,800.00	100.00	605	47.04	2YR-STANDARD	N	11/106	13,840	3,000	1,000	7,840	0.00	11/106	ARM-INTONLY	ADAPT3
0	0.00	0.00	29,000.00	100.00	629	48.65	NO-PREPAY	N	11/107	13,070	3,000	1,000	7,070	0.00	11/107	ARM-INTONLY	ADAPT2
0	122,500.00	0.00	18,275.00	95.00	641	49.77	2YR-STANDARD	N	11/106	12,140	3,000	1,000	6,140	0.00	11/106	ARM-INTONLY	ADAPT2
0	0.00	0.00	0.00	0.00	641	49.93	2YR-STANDARD	N	11/106	11,990	3,000	1,000	5,990	0.00	11/106	ARM-INTONLY	ADAPT1
0	215,000.00	0.00	51,094.00	100.00	644	32.72	NO-PREPAY	N	10/106	11,650	3,000	1,000	6,600	0.00	10/106	ARM-INTONLY	ADAPT1
0	158,000.00	0.00	31,600.00	100.00	667	41.92	2YR-STANDARD	N	10/106	12,140	3,000	1,000	6,140	0.00	10/106	ARM-INTONLY	ADAPT0
0	145,000.00	0.00	36,192.00	100.00	687	48.81	2YR-STANDARD	N	11/106	11,990	3,000	1,000	5,990	0.00	11/106	ARM-INTONLY	ADAPT0
0	0.00	0.00	22,000.00	100.00	622	41.37	2YR-STANDARD	N	11/106	12,890	3,000	1,000	6,890	0.00	11/106	ARM-INTONLY	ADAPT2
22	0.00	0.00	0.00	89.53	622	37.15	2YR-STANDARD	N	11/106	11,990	3,000	1,000	5,990	1.09	11/106	ARM-INTONLY	ADAPT1
0	210,000.00	0.00	42,000.00	100.00	655	32.10	2YR-STANDARD	N	11/106	11,800	3,000	1,000	5,800	0.00	11/106	ARM-INTONLY	ADAPT1
22	0.00	0.00	0.00	90.00	635	46.80	2YR-STANDARD	N	11/107	13,240	3,000	1,000	7,240	1.06	11/107	ARM-INTONLY	ADAPT2
22	472,000.00	0.00	1,699.00	85.00	617	48.14	2YR-STANDARD	N	11/106	12,240	3,000	1,000	6,240	1.14	11/106	ARM-INTONLY	ADAPT3
0	160,000.00	0.00	32,480.00	100.00	640	49.26	2YR-STANDARD	N	11/106	12,240	3,000	1,000	6,240	0.00	11/106	ARM-INTONLY	ADAPT3
0	202,000.00	0.00	40,400.00	100.00	644	49.92	2YR-STANDARD	N	11/106	11,490	3,000	1,000	5,490	0.00	11/106	ARM-INTONLY	ADAPT3
0	0.00	0.00	0.00	85.00	604	25.10	NO-PREPAY	N	11/106	12,740	3,000	1,000	6,740	0.00	11/106	ARM-INTONLY	ADAPT0
22	0.00	0.00	0.00	85.00	708	26.41	NO-PREPAY	N	11/107	12,190	3,000	1,000	6,190	0.44	11/107	ARM-INTONLY	ADAPT0
0	0.00	0.00	57,000.00	100.00	667	49.47	2YR-STANDARD	N	11/106	11,640	3,000	1,000	5,640	0.00	11/106	ARM-INTONLY	ADAPT1
0	0.00	0.00	26,400.00	100.00	603	46.49	2YR-STANDARD	N	11/106	12,490	3,000	1,000	6,490	0.00	11/106	ARM-INTONLY	ADAPT2
0	0.00	0.00	41,000.00	100.00	627	48.60	2YR-STANDARD	N	11/106	12,940	3,000	1,000	6,940	0.00	11/106	ARM-INTONLY	ADAPT2
0	145,000.00	0.00	30,595.00	100.00	641	48.46	NO-PREPAY	N	11/106	12,940	3,000	1,000	6,940	0.00	11/106	ARM-INTONLY	ADAPT1
0	345,000.00	0.00	70,518.00	100.00	686	48.62	2YR-STANDARD	N	11/107	11,990	3,000	1,000	5,990	0.00	11/107	ARM-INTONLY	ADAPT1
0	276,000.00	0.00	58,374.00	100.00	688	50.21	NO-PREPAY	N	11/107	12,240	3,000	1,000	6,240	0.00	11/107	ARM-INTONLY	ADAPT0
0	167,000.00	0.00	38,510.00	100.00	601	49.54	2YR-STANDARD	N	11/106	12,515	3,000	1,000	6,515	0.00	11/106	ARM-INTONLY	ADAPT0
0	317,000.00	0.00	22,200.00	100.00	720	46.76	3YR-STANDARD	N	11/106	12,940	3,000	1,000	6,940	0.00	11/106	ARM-INTONLY	ADAPT3
0	0.00	0.00	63,400.00	100.00													

0	186,000.00	0.00	37,200.00	100.00	690	43.91	2YR-STANDARD	N	10/1/06	11,840	3,000	1,000	5,840	10/1/06	N	ARM-INTONLY	ADAPT0
0	192,000.00	0.00	39,994.00	100.00	655	39.96	2YR-STANDARD	N	11/1/06	11,990	3,000	1,000	5,990	11/1/06	N	ARM-INTONLY	ADAPT1
0	0.00	0.00	0.00	100.00	604	49.90	NO-PREPAY	N	10/1/06	12,740	3,000	1,000	6,740	10/1/06	N	ARM-INTONLY	ADAPT3
0	0.00	0.00	48,600.00	100.00	649	43.07	2YR-STANDARD	N	10/1/06	12,750	3,000	1,000	6,750	10/1/06	N	ARM-INTONLY	ADAPT1
0	345,000.00	0.00	76,654.00	100.00	655	46.06	NO-PREPAY	N	10/1/07	12,750	3,000	1,000	6,750	10/1/07	N	ARM-INTONLY	ADAPT1
22	0.00	0.00	0.00	90.00	649	27.73	2YR-STANDARD	N	11/1/06	12,990	3,000	1,000	6,990	11/1/06	N	ARM-INTONLY	ADAPT1
0	0.00	0.00	54,000.00	100.00	649	45.94	2YR-STANDARD	N	11/1/06	12,990	3,000	1,000	6,990	11/1/06	N	ARM-INTONLY	ADAPT1
0	108,000.00	0.00	26,800.00	100.00	625	16.76	1YR-STANDARD	N	11/1/06	12,990	3,000	1,000	6,990	11/1/06	N	ARM-INTONLY	ADAPT0
0	156,000.00	0.00	20,200.00	100.00	723	48.71	2YR-STANDARD	N	11/1/06	12,990	3,000	1,000	6,990	11/1/06	N	ARM-INTONLY	ADAPT0
0	156,000.00	0.00	920.00	80.00	678	49.93	2YR-STANDARD	N	11/1/06	11,790	3,000	1,000	5,790	11/1/06	N	ARM-INTONLY	ADAPT1
0	125,000.00	0.00	25,075.00	100.00	625	34.34	2YR-STANDARD	N	10/1/06	12,390	3,000	1,000	6,390	10/1/06	N	ARM-INTONLY	ADAPT2
0	182,000.00	0.00	36,400.00	100.00	603	38.78	2YR-STANDARD	N	10/1/06	12,515	3,000	1,000	6,515	10/1/06	N	ARM-INTONLY	ADAPT2
0	494,000.00	0.00	143,556.00	100.00	692	45.45	3YR-STANDARD	N	11/1/07	11,490	3,000	1,000	5,490	11/1/07	N	ARM-INTONLY	ADAPT0
0	0.00	0.00	0.00	75.95	684	47.94	2YR-STANDARD	N	11/1/06	11,640	3,000	1,000	5,640	11/1/06	N	ARM-INTONLY	ADAPT0
22	0.00	0.00	0.00	84.94	614	38.06	1YR-STANDARD	N	11/1/06	12,990	3,000	1,000	6,990	11/1/06	N	ARM-INTONLY	ADAPT0
0	0.00	0.00	0.00	80.00	684	39.79	2YR-STANDARD	N	11/1/06	12,990	3,000	1,000	6,990	11/1/06	N	ARM-INTONLY	ADAPT0
0	145,000.00	0.00	30,595.00	100.00	688	48.38	1YR-STANDARD	N	11/1/07	12,575	3,000	1,000	6,575	11/1/07	N	ARM-INTONLY	ADAPT0
0	0.00	0.00	62,000.00	100.00	652	46.45	1YR-STANDARD	N	10/1/06	12,350	3,000	1,000	6,350	10/1/06	N	ARM-INTONLY	ADAPT2
0	203,000.00	0.00	43,787.00	100.00	627	28.58	1YR-STANDARD	N	10/1/06	12,620	3,000	1,000	6,620	10/1/06	N	ARM-INTONLY	ADAPT1
0	0.00	0.00	18,403.00	95.73	618	35.33	1YR-STANDARD	N	10/1/06	13,190	3,000	1,000	7,190	10/1/06	N	ARM-INTONLY	ADAPT1
0	0.00	0.00	36,400.00	100.00	633	42.64	1YR-STANDARD	N	10/1/06	13,040	3,000	1,000	7,040	10/1/06	N	ARM-INTONLY	ADAPT2
0	0.00	0.00	36,600.00	100.00	613	41.21	2YR-STANDARD	N	11/1/07	12,565	3,000	1,000	6,565	11/1/07	N	ARM-INTONLY	ADAPT2
22	0.00	0.00	44,006.00	90.00	637	48.68	1YR-STANDARD	N	11/1/07	12,990	3,000	1,000	6,990	11/1/07	N	ARM-INTONLY	ADAPT2
22	0.00	0.00	86.54	86.54	638	49.13	1YR-STANDARD	N	11/1/06	11,990	3,000	1,000	6,990	11/1/06	N	ARM-INTONLY	ADAPT2
0	0.00	0.00	52,400.00	100.00	614	44.52	1YR-STANDARD	N	11/1/06	12,790	3,000	1,000	6,790	11/1/06	N	ARM-INTONLY	ADAPT2
0	215,500.00	0.00	43,100.00	100.00	652	34.20	1YR-STANDARD	N	11/1/06	12,990	3,000	1,000	6,990	11/1/06	N	ARM-INTONLY	ADAPT3
0	352,000.00	0.00	72,054.00	100.00	661	49.78	1YR-STANDARD	N	11/1/06	12,140	3,000	1,000	6,140	11/1/06	N	ARM-INTONLY	ADAPT1
0	0.00	0.00	33,375.00	95.00	670	48.97	2YR-STANDARD	N	11/1/06	11,890	3,000	1,000	5,890	11/1/06	N	ARM-INTONLY	ADAPT1
0	330,000.00	0.00	66,000.00	100.00	635	49.00	2YR-STANDARD	N	10/1/06	11,890	3,000	1,000	5,890	10/1/06	N	ARM-INTONLY	ADAPT2
0	195,000.00	0.00	39,000.00	100.00	607	38.28	2YR-STANDARD	N	10/1/06	12,140	3,000	1,000	6,140	10/1/06	N	ARM-INTONLY	ADAPT3
0	383,000.00	0.00	54,450.00	100.00	610	48.10	2YR-STANDARD	N	10/1/06	12,740	3,000	1,000	6,740	10/1/06	N	ARM-INTONLY	ADAPT2
0	285,000.00	0.00	53,000.00	100.00	630	46.92	2YR-STANDARD	N	11/1/06	11,840	3,000	1,000	5,840	11/1/06	N	ARM-INTONLY	ADAPT1
0	0.00	0.00	0.00	73.97	603	48.70	2YR-STANDARD	N	11/1/06	12,120	3,000	1,000	6,120	11/1/06	N	ARM-INTONLY	ADAPT3
0	900,000.00	0.00	35,010.00	91.67	648	48.85	NO-PREPAY	N	11/1/07	11,500	3,000	1,000	5,500	11/1/07	N	ARM-INTONLY	ADAPT1
0	0.00	0.00	184,680.00	90.00	613	49.85	NO-PREPAY	N	11/1/07	12,700	3,000	1,000	6,700	11/1/07	N	ARM-INTONLY	ADAPT1
0	0.00	0.00	75.54	75.54	613	35.72	2YR-STANDARD	N	10/1/06	11,340	3,000	1,000	5,340	10/1/06	N	ARM-INTONLY	ADAPT3
0	173,000.00	0.00	0.00	664	664	26.53	2YR-STANDARD	N	11/1/06	11,720	3,000	1,000	5,720	11/1/06	N	ARM-INTONLY	ADAPT1
0	310,000.00	0.00	34,998.00	100.00	636	37.81	2YR-STANDARD	N	11/1/06	12,390	3,000	1,000	6,390	11/1/06	N	ARM-INTONLY	ADAPT1
0	0.00	0.00	0.00	80.00	758	47.48	2YR-STANDARD	N	11/1/06	11,140	3,000	1,000	5,140	11/1/06	N	ARM-INTONLY	ADAPT2
22	0.00	0.00	0.00	88.80	740	38.81	2YR-STANDARD	N	11/1/06	11,690	3,000	1,000	5,690	11/1/06	N	ARM-INTONLY	ADAPT2
0	0.00	0.00	33,200.00	100.00	620	48.98	2YR-STANDARD	N	11/1/06	12,420	3,000	1,000	6,420	11/1/06	N	ARM-INTONLY	ADAPT0
0	134,000.00	0.00	26,800.00	100.00	652	44.23	NO-PREPAY	N	11/1/07	12,540	3,000	1,000	6,540	11/1/07	N	ARM-INTONLY	ADAPT2
0	0.00	0.00	27,430.00	100.00	703	46.65	NO-PREPAY	N	11/1/07	12,340	3,000	1,000	6,340	11/1/07	N	ARM-INTONLY	ADAPT2
0	0.00	0.00	21,200.00	100.00	631	48.85	NO-PREPAY	N	11/1/07	11,890	3,000	1,000	5,890	11/1/07	N	ARM-INTONLY	ADAPT2
0	150,228.00	0.00	30,046.00	100.00	652	38.23	NO-PREPAY	N	11/1/07	12,240	3,000	1,000	6,240	11/1/07	N	ARM-INTONLY	ADAPT2
0	0.00	0.00	0.00	78.88	688	17.66	2YR-STANDARD	N	10/1/06	12,365	3,000	1,000	6,365	10/1/06	N	ARM-INTONLY	ADAPT1
0	127,000.00	0.00	25,519.00	100.00	665	25.70	2YR-STANDARD	N	10/1/06	13,140	3,000	1,000	7,140	10/1/06	N	ARM-INTONLY	ADAPT1
0	258,000.00	0.00	51,600.00	100.00	667	32.97	2YR-STANDARD	N	11/1/06	12,790	3,000	1,000	6,790	11/1/06	N	ARM-INTONLY	ADAPT1
22	0.00	0.00	0.00	84.49	612	45.39	2YR-STANDARD	N	11/1/06	12,740	3,000	1,000	6,740	11/1/06	N	ARM-INTONLY	ADAPT3
0	280,000.00	0.00	52,000.00	100.00	617	47.07	2YR-STANDARD	N	11/1/06	12,740	3,000	1,000	6,740	11/1/06	N	ARM-INTONLY	ADAPT2
0	320,000.00	0.00	35,800.00	100.00	532	0.00	5YR-MODIFIED	N	11/1/06	12,390	3,000	1,000	6,390	11/1/06	N	ARM-INTONLY	ADAPT2
0	615,000.00	0.00	100,000.00	86.27	795	0.00	3YR-MODIFIED	N	11/1/10	10,675	3,000	1,000	5,675	11/1/10	N	ARM-INTONLY	SERIES6
0	319,000.00	0.00	95,700.00	100.00	753	28.77	2YR-MODIFIED	N	12/1/06	11,123	3,000	1,000	5,123	12/1/06	N	ARM-INTONLY	SERIES6
0	799,000.00	0.00	79,900.00	100.00	746	46.65	NO-PREPAY	N	11/1/07	11,500	3,000	1,000	5,500	11/1/07	N	ARM-INTONLY	SERIES6
0	319,000.00	0.00	0.00	90.00	642	39.42	NO-PREPAY	N	12/1/06	12,375	3,000	1,000	6,375	12/1/06	N	ARM-INTONLY	SERIES6
0	0.00	0.00	1,445,220.00	50.45	688	18.00	3YR-MODIFIED	N	10/1/09	10,675	3,000	1,000	5,675	10/1/09	N	ARM-INTONLY	SERIES6
0	241,000.00	0.00	48,200.00	100.00	795	30.00	3YR-CUSTOM	N	10/1/09	10,735	5,000	1,000	2,250	10/1/09	N	ARM-INTONLY	ADAPT0
0	200,165.00	0.00	40,037.00	100.00	946	41.00	NO-PREPAY	N	10/1/09	10,735	5,000	1,000	2,250	10/1/09	N	ARM-INTONLY	ADAPT0
0	234,000.00	0.00	46,800.00	100.00	711	41.00	NO-PREPAY	N	10/1/09	11,375	5,000	2,000	2,250	10/1/09	N	ARM-INTONLY	ADAPT0
0	0.00	0.00	0.00	45.87	717	35.00	2YR-CUSTOM	N	11/1/11	10,500	5,000	1,000	2,250	11/1/11	N	ARM-INTONLY	ADAPT0
0	0.00	0.00	24,491.00	64.89	740	0.00	NO-PREPAY	N	12/1/05	11,390	5,000	2,000	2,250	12/1/05	N	ARM-INTONLY	ADAPT0
25	335,000.00	0.00	400,032.00	64.89	0	0.00	3YR-CUSTOM	N	10/1/07	10,250	4,000	1,000	2,250	10/1/07	N	ARM-INTONLY	ADAPT1
25	297,500.00	0.00	38,625.00	95.00	678	30.00	NO-PREPAY	N	10/1/09	11,500	5,000	1,000	2,250	10/1/09	N		

RMIC	0	149,900.00	0.00	30,010.00	100.00	652	40.00	NO-PREPAY	N	10/109	10,750	5,000	1,000	2,250	0.00	10/109	ARM-ANTONLY	ADAPT1
	12	0.00	0.00	0.00	85.00	655	36.00	NO-PREPAY	N	10/107	10,625	4,000	1,000	2,250	0.00	10/107	ARM-ANTONLY	ADAPT1
	0	133,000.00	0.00	25,014.00	90.00	692	27.00	NO-PREPAY	N	10/109	11,625	5,000	1,000	2,250	0.00	10/109	ARM-ANTONLY	ADAPT1
	0	142,999.00	0.00	26,607.00	100.00	664	39.00	NO-PREPAY	N	10/107	12,000	5,000	1,000	2,250	0.00	10/109	ARM-ANTONLY	ADAPT1
	0	322,000.00	0.00	64,400.00	100.00	696	35.00	NO-PREPAY	N	10/109	11,125	4,000	1,000	2,250	0.00	10/109	ARM-ANTONLY	ADAPT1
	0	195,000.00	0.00	27,595.00	89.67	628	46.00	NO-PREPAY	N	10/109	12,000	5,000	1,000	2,250	0.00	10/109	ARM-ANTONLY	ADAPT2
	0	202,000.00	0.00	39,000.00	100.00	662	43.00	NO-PREPAY	N	10/107	11,500	4,000	1,000	2,250	0.00	10/107	ARM-ANTONLY	ADAPT1
	0	121,900.00	0.00	24,390.00	100.00	803	15.00	NO-PREPAY	N	10/109	11,500	5,000	1,000	2,250	0.00	10/109	ARM-ANTONLY	ADAPT0
	0	267,500.00	0.00	66,750.00	90.00	661	33.00	NO-PREPAY	N	10/107	10,875	4,000	1,000	2,250	0.00	10/107	ARM-ANTONLY	ADAPT0
	0	179,740.00	0.00	35,912.00	99.52	754	34.00	NO-PREPAY	N	10/109	10,250	5,000	1,000	2,250	0.00	10/109	ARM-ANTONLY	ADAPT1
	0	376,000.00	0.00	75,200.00	100.00	736	44.00	NO-PREPAY	N	10/109	11,375	5,000	1,000	2,250	0.00	10/109	ARM-ANTONLY	ADAPT0
	0	800,000.00	0.00	4,284.00	56.12	782	50.00	5YR-CUSTOM	N	10/106	10,990	3,000	1,000	2,250	0.00	10/106	ARM-ANTONLY	ADAPT0
	0	435,000.00	0.00	191,531.00	90.00	716	0.00	5YR-CUSTOM	N	10/106	10,990	3,000	2,000	2,250	0.00	10/106	ARM-ANTONLY	ADAPT0
	0	0.00	0.00	57.23	30.00	631	37.00	2YR-CUSTOM	N	10/109	11,500	6,000	2,000	2,250	0.00	10/109	ARM-ANTONLY	ADAPT0
	0	105,000.00	0.00	21,000.00	90.00	662	0.00	2YR-CUSTOM	N	10/109	12,500	6,000	2,000	2,250	0.00	10/109	ARM-ANTONLY	ADAPT1
	0	0.00	0.00	105,000.00	90.00	654	0.00	1YR-CUSTOM	N	5/105	11,990	1,000	1,000	3,500	0.00	5/105	ARM-ANTONLY	ADAPT1
	0	0.00	0.00	35,995.00	89.86	611	0.00	2YR-CUSTOM	N	10/106	12,875	6,000	2,000	3,500	0.00	10/106	ARM-ANTONLY	ADAPT1
	0	335,785.00	0.00	43,248.00	92.87	788	0.00	2YR-CUSTOM	N	10/106	11,750	3,000	1,000	2,875	0.00	10/106	ARM-ANTONLY	ADAPT1
	0	500,000.00	0.00	29,600.00	64.00	734	40.00	6MO-CUSTOM	N	10/107	11,990	6,000	2,000	2,250	0.00	10/107	ARM-ANTONLY	ADAPT0
	0	296,000.00	0.00	54,900.00	90.00	756	38.00	2YR-CUSTOM	N	10/106	12,250	3,000	1,000	2,250	0.00	10/106	ARM-ANTONLY	ADAPT0
	0	535,000.00	0.00	80.00	80.00	736	41.00	2YR-CUSTOM	N	12/109	11,990	6,000	2,000	2,250	0.00	10/109	ARM-ANTONLY	ADAPT0
	0	0.00	0.00	51,750.00	85.00	741	0.00	1YR-CUSTOM	N	5/105	10,990	1,000	1,000	2,750	0.00	5/105	ARM-ANTONLY	ADAPT0
	0	370,000.00	0.00	74,000.00	100.00	687	35.00	6MO-CUSTOM	N	10/107	10,990	6,000	2,000	2,250	0.00	10/107	ARM-ANTONLY	ADAPT0
	0	275,000.00	0.00	41,195.00	94.98	770	40.00	2YR-CUSTOM	N	5/105	10,990	1,000	1,000	2,750	0.00	5/105	ARM-ANTONLY	ADAPT0
	0	413,000.00	0.00	61,950.00	95.00	703	40.00	2YR-CUSTOM	N	10/106	10,990	3,000	1,000	2,870	0.00	10/106	ARM-ANTONLY	ADAPT0
	0	189,500.00	0.00	37,900.00	100.00	696	40.00	NO-PREPAY	N	10/109	11,500	5,000	2,000	2,250	0.00	10/109	ARM-ANTONLY	ADAPT0
	0	580,000.00	0.00	116,000.00	90.00	662	30.00	6MO-CUSTOM	N	10/107	12,500	6,000	2,000	2,250	0.00	10/107	ARM-ANTONLY	ADAPT1
	0	605,000.00	0.00	121,000.00	100.00	753	36.00	3YR-CUSTOM	N	10/107	12,625	6,000	2,000	2,250	0.00	10/107	ARM-ANTONLY	ADAPT0
	0	249,900.00	0.00	74.73	72.6	726	18.00	2YR-CUSTOM	N	10/106	11,750	3,000	1,000	2,875	0.00	10/106	ARM-ANTONLY	ADAPT0
	0	136,950.00	0.00	25,007.00	90.00	662	27.00	2YR-CUSTOM	N	10/106	11,750	3,000	1,000	2,875	0.00	10/106	ARM-ANTONLY	ADAPT0
	0	0.00	0.00	389,945.00	71.79	650	30.00	2YR-CUSTOM	N	5/105	10,250	6,000	2,000	2,250	0.00	5/105	ARM-ANTONLY	ADAPT1
	0	89,000.00	0.00	17,800.00	100.00	654	30.00	NO-PREPAY	N	10/109	10,500	5,000	1,000	2,250	0.00	10/109	ARM-ANTONLY	ADAPT1
	0	187,505.84	0.00	37,501.00	100.00	697	37.00	NO-PREPAY	N	10/109	11,750	5,000	1,000	2,250	0.00	10/109	ARM-ANTONLY	ADAPT1
	0	166,026.00	0.00	32,205.00	99.98	711	29.00	NO-PREPAY	N	10/109	11,500	5,000	1,000	2,250	0.00	10/109	ARM-ANTONLY	ADAPT0
	0	0.00	0.00	47.50	47.50	635	45.92	6MO-CUSTOM	N	12/109	12,250	6,000	2,000	2,250	0.00	12/109	ARM-ANTONLY	ADAPT2
	0	210,000.00	0.00	90.00	90.00	740	0.00	NO-PREPAY	N	10/106	10,600	0,000	0,000	0,000	0.00	10/106	ARM-ANTONLY	ADAPT1
	0	649,000.00	0.00	129,800.00	100.00	733	38.94	NO-PREPAY	N	12/106	12,250	3,000	1,000	3,250	0.00	12/106	ARM-ANTONLY	ADAPT1
	0	394,288.00	0.00	65.00	65.00	588	40.76	NO-PREPAY	N	6/105	11,625	3,000	1,000	3,000	0.00	6/105	ARM-ANTONLY	ADAPT1
	0	445,000.00	0.00	89,000.00	100.00	789	0.00	NO-PREPAY	N	10/107	11,625	3,000	1,000	3,000	0.00	10/107	ARM-ANTONLY	ADAPT1
	0	0.00	0.00	72,300.00	79.99	727	0.00	NO-PREPAY	N	10/107	11,600	3,000	1,000	3,250	0.00	10/107	ARM-ANTONLY	ADAPT1
	0	548,500.00	0.00	26,400.00	90.00	736	26.09	3YR-MODIFIED	N	12/110	11,750	3,000	1,000	3,500	0.00	12/110	ARM-ANTONLY	ADAPT1
	0	77,600.00	0.00	89.97	89.97	649	0.00	3YR-MODIFIED	N	12/111	13,000	3,000	1,000	2,375	0.00	12/111	ARM-ANTONLY	ADAPT1
	22	200,000.00	0.00	60,000.00	100.00	697	24.33	NO-PREPAY	N	12/109	13,000	3,000	1,000	3,975	0.00	12/109	ARM-ANTONLY	ADAPT1
	0	248,000.00	0.00	49,600.00	100.00	685	48.91	3YR-MODIFIED	N	12/109	12,375	3,000	1,000	3,750	0.00	12/109	ARM-ANTONLY	ADAPT1
	0	128,500.00	0.00	19,249.00	95.98	646	28.01	3YR-MODIFIED	N	6/105	11,875	3,000	1,000	3,250	0.00	6/105	ARM-ANTONLY	ADAPT1
	0	565,000.00	0.00	171,250.00	95.00	745	39.28	3YR-MODIFIED	N	12/109	11,600	3,000	1,000	3,525	0.00	12/109	ARM-ANTONLY	ADAPT1
	0	0.00	0.00	45.90	45.90	614	28.05	NO-PREPAY	N	12/109	11,625	3,000	1,000	3,500	0.00	12/109	ARM-ANTONLY	ADAPT1
	0	620,000.00	0.00	186,000.00	100.00	736	43.99	3YR-MODIFIED	N	12/109	11,625	3,000	1,000	3,250	0.00	12/109	ARM-ANTONLY	ADAPT1
	0	415,000.00	0.00	83,000.00	75.7	694	44.78	NO-PREPAY	N	12/106	11,625	3,000	1,000	3,250	0.00	12/106	ARM-ANTONLY	ADAPT1
	0	190,000.00	0.00	35,000.00	75.5	696	0.00	3YR-MODIFIED	N	10/106	11,500	3,000	1,000	3,250	0.00	10/106	ARM-ANTONLY	ADAPT1
	0	215,000.00	0.00	75.70	75.70	730	43.75	3YR-MODIFIED	N	12/107	11,875	3,000	1,000	3,250	0.00	12/107	ARM-ANTONLY	ADAPT1
	0	370,000.00	0.00	64,000.00	100.00	692	45.08	3YR-MODIFIED	N	12/106	11,875	3,000	1,000	3,500	0.00	12/106	ARM-ANTONLY	ADAPT1
	0	146,250.00	0.00	22,238.00	95.00	703	29.69	2YR-MODIFIED	N	12/106	13,890	3,000	1,000	5,990	0.00	12/106	ARM-ANTONLY	ADAPT1
	0	194,000.00	0.00	40,800.00	100.00	694	45.00	2YR-MODIFIED	N	12/109	11,750	3,000	1,000	5,750	0.00	12/109	ARM-ANTONLY	ADAPT1
	0	241,500.00	0.00	46,300.00	100.00	694	49.95	2YR-MODIFIED	N	12/106	11,500	3,000	1,000	6,000	0.00	12/106	ARM-ANTONLY	ADAPT1
	0	355,500.00	0.00	71,800.00	100.68	767	49.83	2YR-MODIFIED	N	12/106	11,500	3,000	1,000	5,990	0.00	12/106	ARM-ANTONLY	ADAPT1
	0	335,000.00	0.00	67,000.00	100.00	645	45.50	3YR-MODIFIED	N	12/107	12,875	3,000	1,000	6,875	0.00	12/107	ARM-ANTONLY	ADAPT1
	0	0.00	0.00	73,500.00	95.00	645	49.93	3YR-MODIFIED	N	12/107	12,250	3,000	1,000	6,350	0.00	12/107	ARM-ANTONLY	ADAPT1
	0	439,900.00	0.00	97,900.00	100.00	645	37.26	3YR-MODIFIED	N	11/105	11,200	2,000	2,000	5,450	0.00	11/105	ARM-ANTONLY	ADAPT1
	0	285,000.00	0.00	57,000.00	100.00	653	45.00	3YR-MODIFIED	N	12/105	11,200	2,000	2,000	5,200	0.00	12/105	ARM	

0	186,150.00	0	37,230.00	100.00	727	39.62 3YR-MODIFIED	N	11/1/05	11,075	2,000	2,000	5,075	0.00	11/1/05	N	ARM-INTONLY	ADAP70
0	210,000.00	0	62,000.00	100.00	707	45.00 2YR-MODIFIED	N	11/1/06	11,750	3,000	3,000	5,750	0.00	11/1/06	N	ARM-INTONLY	ADAP71
0	393,000.00	0	58,000.00	100.00	680	32.33 2YR-MODIFIED	N	11/1/06	12,375	3,000	3,000	6,375	0.00	11/1/06	N	ARM-INTONLY	ADAP71
0	389,900.00	0	77,800.00	100.00	697	48.78 3YR-MODIFIED	N	11/1/05	11,200	2,000	2,000	5,200	0.00	11/1/05	N	ARM-INTONLY	ADAP71
0	135,000.00	0	20,250.00	95.00	675	45.00 3YR-MODIFIED	N	11/1/06	12,125	3,000	3,000	6,125	0.00	11/1/06	N	ARM-INTONLY	ADAP71
0	420,000.00	0	84,000.00	100.00	662	36.43 3YR-MODIFIED	N	11/1/05	11,325	2,000	2,000	5,325	0.00	11/1/05	N	ARM-INTONLY	ADAP71
0	247,000.00	0	49,400.00	100.00	733	33.15 3YR-MODIFIED	N	11/1/05	11,075	2,000	2,000	5,075	0.00	11/1/05	N	ARM-INTONLY	ADAP71
0	650,000.00	0	130,000.00	100.00	703	49.91 3YR-MODIFIED	N	11/1/05	10,325	2,000	2,000	4,325	0.00	11/1/05	N	ARM-INTONLY	ADAP70
0	455,000.00	0	91,000.00	100.00	755	48.21 3YR-MODIFIED	N	11/1/05	10,959	2,000	2,000	4,959	0.00	11/1/05	N	ARM-INTONLY	ADAP70
0	315,000.00	0	63,000.00	100.00	742	45.35 3YR-MODIFIED	N	11/1/06	11,459	3,000	3,000	5,459	0.00	11/1/06	N	ARM-INTONLY	ADAP70
0	395,000.00	0	61,000.00	100.00	628	35.00 3YR-MODIFIED	N	11/1/06	12,625	3,000	3,000	6,625	0.00	11/1/06	N	ARM-INTONLY	ADAP72
0	351,000.00	0	70,200.00	100.00	726	23.31 NO-PREPAY	N	11/1/11	11,250	5,000	5,000	5,250	0.00	11/1/11	N	ARM	ADAP70
0	505,990.00	0	101,190.00	99.98	785	46.00 3YR-MODIFIED	N	12/1/05	11,325	2,000	2,000	5,325	0.00	12/1/05	N	ARM-INTONLY	ADAP70
0	370,000.00	0	74,000.00	100.00	723	45.99 3YR-MODIFIED	N	12/1/05	11,075	2,000	2,000	5,075	0.00	12/1/05	N	ARM-INTONLY	ADAP70
22	253,000.00	0	0.00	80.00	679	40.19 NO-PREPAY	N	12/1/07	11,800	3,000	3,000	5,800	0.00	12/1/07	N	ARM	ADAP71
0	152,500.00	0	0.00	85.00	653	45.00 NO-PREPAY	N	12/1/06	15,100	3,000	3,000	9,600	1.30	12/1/06	N	ARM	ADAP71
0	189,000.00	0	0.00	95.00	654	49.66 2YR-STANDARD	N	12/1/06	13,400	3,000	3,000	7,400	1.66	12/1/06	N	ARM	ADAP71
0	315,000.00	0	0.00	80.00	661	44.73 3YR-STANDARD	N	12/1/06	13,980	3,000	3,000	7,980	2.21	12/1/06	N	ARM	ADAP71
0	280,000.00	0	0.00	80.00	662	21.37 NO-PREPAY	N	12/1/07	13,275	3,000	3,000	7,275	0.00	12/1/07	N	ARM	ADAP71
0	315,000.00	0	0.00	80.00	655	44.02 3YR-STANDARD	N	12/1/06	11,659	3,000	3,000	5,659	0.00	12/1/06	N	ARM	ADAP71
0	280,000.00	0	0.00	80.00	668	40.30 3YR-STANDARD	N	12/1/06	12,750	3,000	3,000	5,750	1.82	12/1/06	N	ARM	ADAP71
0	180,000.00	0	0.00	80.00	679	13.46 NO-PREPAY	N	12/1/07	12,800	3,000	3,000	6,800	0.00	12/1/07	N	ARM	ADAP71
0	270,000.00	0	0.00	80.00	701	38.62 3YR-STANDARD	N	12/1/06	14,175	3,000	3,000	8,175	1.66	12/1/06	N	ARM	ADAP70
0	330,000.00	0	0.00	80.00	650	40.48 3YR-STANDARD	N	12/1/06	12,625	3,000	3,000	6,625	0.00	12/1/06	N	ARM	ADAP70
0	220,000.00	0	0.00	80.00	720	41.96 NO-PREPAY	N	12/1/06	12,800	3,000	3,000	6,800	0.00	12/1/06	N	ARM	ADAP70
0	425,000.00	0	0.00	80.00	708	45.96 2YR-STANDARD	N	12/1/06	12,800	3,000	3,000	6,800	0.00	12/1/06	N	ARM	ADAP70
0	595,050.00	0	0.00	80.00	676	43.18 3YR-STANDARD	N	12/1/06	11,800	2,000	2,000	5,800	0.00	12/1/06	N	ARM-INTONLY	ADAP71
0	480,000.00	0	0.00	85.00	651	25.77 3YR-STANDARD	N	12/1/06	12,300	2,000	2,000	5,300	0.00	12/1/06	N	ARM-INTONLY	ADAP71
0	330,000.00	0	0.00	80.00	657	45.88 2YR-STANDARD	N	12/1/06	12,650	2,000	2,000	6,650	0.00	12/1/06	N	ARM-INTONLY	ADAP71
0	435,000.00	0	0.00	80.00	653	26.81 1YR-STANDARD	N	12/1/06	11,650	2,000	2,000	6,650	0.00	12/1/06	N	ARM-INTONLY	ADAP71
0	286,000.00	0	0.00	80.00	709	39.87 3YR-STANDARD	N	12/1/06	12,900	2,000	2,000	6,900	1.38	12/1/06	N	ARM-INTONLY	ADAP71
0	535,000.00	0	0.00	80.00	660	31.48 3YR-STANDARD	N	12/1/06	12,500	2,000	2,000	6,500	0.00	12/1/06	N	ARM-INTONLY	ADAP71
0	231,000.00	0	0.00	80.00	699	40.21 3YR-STANDARD	N	12/1/06	12,025	3,000	3,000	5,025	0.00	12/1/06	N	ARM-INTONLY	ADAP71
0	205,000.00	0	0.00	80.00	667	36.96 3YR-STANDARD	N	12/1/06	12,300	2,000	2,000	6,300	0.00	12/1/06	N	ARM-INTONLY	ADAP71
0	288,000.00	0	0.00	80.00	694	44.44 NO-PREPAY	N	12/1/06	13,150	3,000	3,000	7,150	0.00	12/1/06	N	ARM	ADAP70
0	395,000.00	0	0.00	80.00	783	46.65 3YR-STANDARD	N	12/1/06	12,500	2,000	2,000	6,500	0.00	12/1/06	N	ARM-INTONLY	ADAP70
0	365,000.00	0	0.00	80.00	685	43.78 3YR-STANDARD	N	12/1/06	11,500	3,000	3,000	6,500	0.00	12/1/06	N	ARM-INTONLY	ADAP70
0	157,723.75	0	0.00	80.00	697	42.01 3YR-STANDARD	N	12/1/06	12,300	2,000	2,000	6,300	0.00	12/1/06	N	ARM-INTONLY	ADAP70
0	85,000.00	0	0.00	80.00	707	46.78 3YR-STANDARD	N	12/1/06	12,500	2,000	2,000	6,500	0.00	12/1/06	N	ARM-INTONLY	ADAP70
0	174,500.00	0	0.00	80.00	734	43.89 3YR-STANDARD	N	12/1/06	11,900	3,000	3,000	6,900	0.00	12/1/06	N	ARM-INTONLY	ADAP70
0	0.00	0	0.00	80.00	649	40.71 3YR-STANDARD	N	12/1/06	12,275	2,000	2,000	6,275	0.00	12/1/06	N	ARM-INTONLY	ADAP70
0	0.00	0	0.00	80.00	681	28.17 1YR-STANDARD	N	12/1/07	13,590	3,000	3,000	7,590	1.01	12/1/07	N	ARM	ADAP71
0	101,468.00	0	0.00	80.00	688	44.44 NO-PREPAY	N	12/1/06	13,575	3,000	3,000	7,575	1.85	12/1/06	N	ARM	ADAP70
0	375,000.00	0	0.00	80.00	653	46.35 3YR-STANDARD	N	12/1/06	13,150	3,000	3,000	7,150	0.00	12/1/07	N	ARM	ADAP70
0	307,000.00	0	0.00	80.00	783	46.65 3YR-STANDARD	N	12/1/06	12,500	2,000	2,000	6,500	0.00	12/1/06	N	ARM-INTONLY	ADAP70
0	249,000.00	0	0.00	80.00	709	26.28 NO-PREPAY	N	12/1/06	12,800	3,000	3,000	6,800	0.00	12/1/06	N	ARM-INTONLY	ADAP70
0	187,000.00	0	0.00	80.00	684	45.73 2YR-STANDARD	N	12/1/06	12,800	3,000	3,000	6,800	0.00	12/1/06	N	ARM-INTONLY	ADAP70
0	425,000.00	0	0.00	80.00	708	30.91 3YR-STANDARD	N	12/1/06	11,000	2,000	2,000	5,000	0.00	12/1/06	N	ARM-INTONLY	ADAP70
0	326,000.00	0	0.00	80.00	654	45.78 3YR-STANDARD	N	12/1/06	12,275	2,000	2,000	6,275	0.00	12/1/06	N	ARM-INTONLY	ADAP70
0	315,000.00	0	0.00	80.00	655	30.28 NO-PREPAY	N	12/1/06	12,800	3,000	3,000	6,800	0.00	12/1/06	N	ARM-INTONLY	ADAP70
0	455,000.00	0	0.00	80.00	659	35.16 3YR-STANDARD	N	12/1/06	12,800	3,000	3,000	6,800	0.00	12/1/06	N	ARM-INTONLY	ADAP70
0	258,000.00	0	0.00	80.00	656	43.89 3YR-STANDARD	N	12/1/06	12,800	3,000	3,000	6,800	0.00	12/1/06	N	ARM-INTONLY	ADAP70
0	160,000.00	0	0.00	80.00	679	33.46 NO-PREPAY	N	12/1/06	12,800	3,000	3,000	6,800	0.00	12/1/06	N	ARM-INTONLY	ADAP70
0	595,000.00	0	0.00	80.00	680	43.82 3YR-STANDARD	N	12/1/06	12,800	3,000	3,000	6,800	0.00	12/1/06	N	ARM-INTONLY	ADAP70
0	282,175.00	0	0.00	80.00	749	32.32 3YR-STANDARD	N	12/1/09	11,750	3,000	3,000	4,750	0.00	12/1/09	N	ARM	SERIES0
0	375,000.00	0	0.00	80.00	735	33.43 5YR-MODIFIED	N	12/1/06	12,750	3,000	3,000	5,750	0.00	12/1/06	N	ARM-INTONLY	SERIES1
0	750,000.00	0	0.00	80.00	691	40.38 2YR-STANDARD	N	10/1/06	10,750	3,000	3,000	3,875	0.00	10/1/06	N	ARM-INTONLY	SERIES1
0	530,000.00	0	0.00	80.00	764	0.00 NO-PREPAY	N	11/1/12	11,375	3,000	3,000	2,350	0.00	11/1/12	N	ARM-INTONLY	SERIES0
0	685,000.00	0	0.00	80.00	741	23.56 2YR-STANDARD	N	12/1/07	11,000	2,000	2,000	2,350	0.00	12/1/07	N	ARM-INTONLY	ADAP70
0	537,000.00	0	0.00	100.00	771	45.28 NO-PREPAY	N	12/1/07	10,500	3,000	3,000	2,350	0.00	12/1/07	N	ARM-INTONLY	ADAP70
0	480,000.00	0	0.00	100.00	777	35.89 NO-PREPAY	N	12/1/07	11,125	3,000	3,000	2,350	0.00	12/1/07	N	ARM-INTONLY	ADAP70
0		0	0.00	96,000.00	777	38.67 NO-PREPAY	N	12/1/07	11,250	3,000	3,000	2,350	0.00	12/1/07	N	ARM-INTONLY	ADAP70

0	519,000.00	0.00	51,900.00	90.00	757	37.10 NO-PREPAY	N	12/1/07	10.625	3.000	1.000	2,250	0.00	12/1/07	N	ARM-INTONLY	ADAPT0
0	0.00	0.00	0.00	74.66	761	40.42 NO-PREPAY	N	12/1/07	11.500	3.000	1.000	2,250	0.00	12/1/07	N	ARM-INTONLY	ADAPT2
0	528,000.00	0.00	105,000.00	100.00	626	42.82 NO-PREPAY	N	12/1/07	11.000	3.000	1.000	2,250	0.00	12/1/07	N	ARM-INTONLY	ADAPT0
0	540,000.00	0.00	32,500.00	90.00	761	34.58 NO-PREPAY	N	12/1/07	11.750	3.000	1.000	2,250	0.00	12/1/07	N	ARM-INTONLY	ADAPT0
0	1,900,000.00	1,520,000.00	79,500.00	90.00	793	41.35 NO-PREPAY	N	12/1/07	11.125	3.000	1.000	2,250	0.00	12/1/07	N	ARM-INTONLY	ADAPT0
0	202,000.00	271,782.00	0.00	88.75	661	27.23 6MO-CUSTOM	N	7/1/05	0.000	0.000	0.000	0.000	0.00	7/1/05	N	FIXEDRATE	A+
0	170,000.00	332,388.00	0.00	89.90	617	40.26 6MO-CUSTOM	N	7/1/05	0.000	0.000	0.000	0.000	0.00	7/1/05	N	FIXEDRATE	A+
0	655,000.00	458,500.00	0.00	90.00	700	33.19 6MO-CUSTOM	N	7/1/05	0.000	0.000	0.000	0.000	0.00	7/1/05	N	FIXEDRATE	A+
0	289,000.00	308,150.00	0.00	89.64	629	1.00 6MO-CUSTOM	N	7/1/05	0.000	0.000	0.000	0.000	0.00	7/1/05	N	BALLOON	A+
0	0.00	0.00	0.00	70.00	669	38.57 5YR-MODIFIED	N	7/1/05	0.000	0.000	0.000	0.000	0.00	7/1/05	N	ARM-INTONLY	SERIES1
0	0.00	0.00	0.00	52.67	619	33.96 5YR-MODIFIED	N	7/1/05	0.000	0.000	0.000	0.000	0.00	7/1/05	N	ARM-INTONLY	SERIES1
0	179,900.00	0.00	44,950.00	94.97	764	24.20 5YR-MODIFIED	N	7/1/05	1.000	1.000	1.000	2,500	0.00	7/1/05	N	ARM-INTONLY	SERIES0
0	136,650.00	0.00	27,327.00	90.00	764	41.70 3YR-MODIFIED	N	12/1/06	11.500	3.000	1.000	2,250	0.00	12/1/06	N	ARM-INTONLY	SERIES1
0	0.00	0.00	0.00	70.00	662	40.41 2YR-MODIFIED	N	1/1/07	11.750	3.000	1.000	3,675	0.00	1/1/07	N	ARM-INTONLY	SERIES1
0	148,000.00	0.00	0.00	70.00	641	45.90 NO-PREPAY	N	1/1/07	0.000	0.000	0.000	0.000	0.00	1/1/07	N	ARM-INTONLY	SERIES0
22	617,510.00	0.00	122,500.00	89.88	697	36.48 2YR-MODIFIED	N	1/1/07	11.375	3.000	1.000	3,675	0.00	1/1/07	N	FIXEDRATE	ADAPT1
0	0.00	0.00	0.00	85.00	674	42.11 1YR-STANDARD	N	1/1/07	0.000	0.000	0.000	0.000	0.84	1/1/07	N	FIXEDRATE	ADAPT1
0	240,000.00	0.00	0.00	80.00	660	32.04 3YR-STANDARD	N	1/1/07	0.000	0.000	0.000	0.000	0.00	1/1/07	N	FIXEDRATE	ADAPT1
0	0.00	0.00	0.00	80.00	646	42.79 3YR-STANDARD	N	1/1/07	0.000	0.000	0.000	0.000	0.00	1/1/07	N	FIXEDRATE	ADAPT0
22	0.00	0.00	0.00	54.06	663	45.96 1YR-STANDARD	N	1/1/07	0.000	0.000	0.000	0.000	0.95	1/1/07	N	FIXEDRATE	ADAPT1
22	0.00	0.00	0.00	90.00	726	40.65 3YR-STANDARD	N	1/1/07	0.000	0.000	0.000	0.000	1.12	1/1/07	N	FIXEDRATE	ADAPT1
22	136,650.00	0.00	27,327.00	90.00	669	22.09 3YR-STANDARD	N	1/1/07	0.000	0.000	0.000	0.000	0.81	1/1/07	N	FIXEDRATE	ADAPT1
0	0.00	0.00	0.00	86.27	704	45.48 NO-PREPAY	N	1/1/07	0.000	0.000	0.000	0.000	0.00	1/1/07	N	FIXEDRATE	ADAPT0
0	272,000.00	0.00	0.00	70.00	644	32.43 3YR-STANDARD	N	1/1/07	0.000	0.000	0.000	0.000	0.00	1/1/07	N	FIXEDRATE	ADAPT0
0	121,600.00	0.00	0.00	83.50	663	47.99 3YR-STANDARD	N	1/1/07	0.000	0.000	0.000	0.000	0.00	1/1/07	N	FIXEDRATE	ADAPT0
0	450,000.00	360,000.00	0.00	100.00	697	46.28 1YR-STANDARD	N	1/1/07	0.000	0.000	0.000	0.000	0.00	1/1/07	N	BALLOON	A+
0	285,000.00	192,000.00	0.00	100.00	676	45.36 1YR-STANDARD	N	1/1/07	0.000	0.000	0.000	0.000	0.00	1/1/07	N	BALLOON	A+
0	30,000.00	246,000.00	0.00	100.00	698	47.11 3YR-STANDARD	N	1/1/07	0.000	0.000	0.000	0.000	0.00	1/1/07	N	BALLOON	A+
0	186,000.00	148,000.00	0.00	100.00	656	46.33 NO-PREPAY	N	1/1/07	0.000	0.000	0.000	0.000	0.00	1/1/07	N	BALLOON	A+
0	121,600.00	97,280.00	0.00	100.00	697	29.35 3YR-STANDARD	N	1/1/07	0.000	0.000	0.000	0.000	0.00	1/1/07	N	BALLOON	A+
0	425,000.00	340,000.00	0.00	100.00	726	45.61 3YR-STANDARD	N	1/1/07	0.000	0.000	0.000	0.000	0.00	1/1/07	N	BALLOON	A+
0	0.00	0.00	0.00	80.00	665	40.00 3YR-CUSTOM	N	1/1/07	0.000	0.000	0.000	0.000	0.00	1/1/07	N	FIXEDRATE	ADAPT1
0	145,000.00	0.00	29,000.00	100.00	703	0.00 7MO-STANDARD	N	1/1/07	0.000	0.000	0.000	0.000	0.00	1/1/07	N	FIXEDRATE	ADAPT1
0	1,650,000.00	0.00	0.00	59.84	783	0.00 5YR-CUSTOM	N	1/1/07	0.000	0.000	0.000	0.000	0.00	1/1/07	N	FIXEDRATE	ADAPT0
0	170,000.00	0.00	0.00	69.12	746	0.00 2YR-CUSTOM	N	1/1/07	0.000	0.000	0.000	0.000	0.00	1/1/07	N	FIXEDRATE	ADAPT0
0	0.00	0.00	0.00	60.00	642	25.00 2YR-CUSTOM	N	1/1/07	0.000	0.000	0.000	0.000	0.00	1/1/07	N	FIXEDRATE	ADAPT0
0	2,386,000.00	0.00	885,972.00	100.00	771	0.00 2YR-CUSTOM	N	1/1/07	0.000	0.000	0.000	0.000	0.00	1/1/07	N	FIXEDRATE	ADAPT0
0	229,000.00	0.00	0.00	53.40	645	0.00 3YR-CUSTOM	N	1/1/07	0.000	0.000	0.000	0.000	0.00	1/1/07	N	FIXEDRATE	ADAPT0
0	609,800.00	0.00	39,414.00	74.99	634	30.00 3YR-CUSTOM	N	1/1/07	0.000	0.000	0.000	0.000	0.00	1/1/07	N	FIXEDRATE	ADAPT0
0	578,600.00	0.00	25,473.00	85.57	653	0.00 2YR-CUSTOM	N	1/1/07	0.000	0.000	0.000	0.000	0.00	1/1/07	N	FIXEDRATE	ADAPT0
0	247,000.00	0.00	19,993.00	82.74	729	42.00 2YR-CUSTOM	N	1/1/07	0.000	0.000	0.000	0.000	0.00	1/1/07	N	FIXEDRATE	ADAPT0
0	610,000.00	0.00	90,065.00	75.04	764	0.00 2YR-CUSTOM	N	1/1/07	0.000	0.000	0.000	0.000	0.00	1/1/07	N	FIXEDRATE	ADAPT0
0	0.00	0.00	191,601.00	69.84	701	34.00 1YR-CUSTOM	N	1/1/07	0.000	0.000	0.000	0.000	0.00	1/1/07	N	FIXEDRATE	ADAPT0
0	0.00	0.00	0.00	80.00	657	37.00 2YR-CUSTOM	N	1/1/07	0.000	0.000	0.000	0.000	0.00	1/1/07	N	FIXEDRATE	ADAPT0
0	0.00	0.00	0.00	80.00	634	0.00 5YR-CUSTOM	N	1/1/07	0.000	0.000	0.000	0.000	0.00	1/1/07	N	BALLOON	A+
0	470,000.00	0.00	378,000.00	45.94	723	0.00 NO-PREPAY	N	1/1/07	0.000	0.000	0.000	0.000	0.00	1/1/07	N	ARM-INTONLY	SERIES0
0	586,000.00	0.00	141,000.00	100.00	719	0.00 2YR-STANDARD	N	5/1/07	11.500	3.000	1.000	2,250	0.00	5/1/07	N	ARM-INTONLY	SERIES0
25	375,000.00	0.00	0.00	80.00	721	0.00 NO-PREPAY	N	5/1/07	10.375	2.000	2.000	2,250	0.00	5/1/07	N	ARM-INTONLY	SERIES0
0	2,880,000.00	0.00	804,086.00	80.00	708	0.00 NO-PREPAY	N	5/1/07	10.375	2.000	2.000	2,250	0.00	5/1/07	N	ARM-INTONLY	SERIES0
0	2,175,000.00	0.00	0.00	60.00	739	0.00 NO-PREPAY	N	5/1/07	10.625	2.000	2.000	2,250	0.00	5/1/07	N	ARM-INTONLY	SERIES0
0	620,000.00	0.00	158,038.00	90.00	697	0.00 NO-PREPAY	N	5/1/07	10.375	2.000	2.000	2,250	0.00	5/1/07	N	ARM-INTONLY	SERIES0
0	543,402.00	0.00	0.00	78.60	770	0.00 NO-PREPAY	N	5/1/07	11.750	2.000	2.000	2,250	0.00	5/1/07	N	ARM-INTONLY	SERIES0
0	457,920.00	0.00	68,689.00	94.99	668	0.00 NO-PREPAY	N	4/1/07	11.375	2.000	2.000	2,250	0.00	4/1/07	N	ARM-INTONLY	SERIES0
0	740,000.00	0.00	0.00	80.00	746	0.00 NO-PREPAY	N	5/1/07	11.625	2.000	2.000	2,250	0.00	5/1/07	N	ARM-INTONLY	SERIES0
0	0.00	0.00	0.00	69.97	641	0.00 NO-PREPAY	N	5/1/07	10.750	2.000	2.000	2,250	0.00	5/1/07	N	ARM-INTONLY	SERIES0
0	0.00	0.00	0.00	31.60	569	0.00 NO-PREPAY	N	12/1/06	0.000	0.000	0.000	0.000	0.00	12/1/06	N	ARM-INTONLY	SERIES0
0	200,000.00	0.00	0.00	10.00	769	15.46 NO-PREPAY	N	12/1/07	11.875	3.000	1.000	0.000	0.00	12/1/07	N	ARM-INTONLY	SERIES0
0	149,000.00	0.00	37,269.00	95.00	708	0.00 6MO-STANDARD	N	12/1/07	0.000	0.000	0.000	0.000	0.00	12/1/07	N	ARM-INTONLY	SERIES0
0	407,377.00	0.00	81,477.00	100.00	701	0.00 3YR-MODIFIED	N	1/1/08	11.000	3.000	1.000	3,500	0.00	1/1/08	N	ARM-INTONLY	SERIES0

RADIAN - LENDER PAID

RADIAN - LENDER PAID

RADIAN - LENDER PAID

RADIAN - LENDER PAID

PMI

RADIANT - BORROWER PAID	30	316,990.00	0.00	0.00	94.99	730	1.00 NO-PREPAY	3,000	13,500	9/1/03	3,000	1,000	2,750	0.00	3/1/05	ARM	EXPRESS1
RADIANT - BORROWER PAID	22	83,000.00	0.00	0.00	89.34	642	1.00 2YR-MODIFIED	1,000	12,625	3/1/02	1,000	1,000	2,750	0.00	3/1/05	ARM	EXPRESS2
RADIANT - BORROWER PAID	22	180,000.00	0.00	0.00	677	3,000	1.00 NO-PREPAY	1,000	12,500	3/1/02	1,000	1,000	3,500	0.00	3/1/05	ARM	EXPRESS2
RADIANT - BORROWER PAID	30	117,000.00	0.00	0.00	90.00	600	1.00 2YR-MODIFIED	1,000	13,675	3/1/02	1,000	1,000	3,375	0.00	3/1/05	ARM	EXPRESS4
RADIANT - LENDER PAID	22	356,015.00	0.00	0.00	84.27	788	1.00 NO-PREPAY	1,000	12,500	3/1/02	1,000	1,000	3,375	1.00	3/1/05	ARM	EXPRESS1
RADIANT - LENDER PAID	22	0.00	0.00	0.00	79.77	721	1.00 2YR-MODIFIED	1,000	12,500	3/1/02	1,000	1,000	2,750	0.00	3/1/05	ARM	EXPRESS1
RADIANT - LENDER PAID	0	195,000.00	0.00	0.00	100.00	682	44.22 2YR-MODIFIED	3,000	13,000	9/1/03	3,000	1,000	2,750	0.00	3/1/05	ARM	SERIES0
RADIANT - LENDER PAID	30	227,000.00	0.00	0.00	95.00	772	1.00 3YR-MODIFIED	1,000	12,500	3/1/02	1,000	1,000	3,125	0.88	3/1/05	ARM	EXPRESS1
RADIANT - LENDER PAID	30	402,000.00	0.00	0.00	80.00	653	1.00 NO-PREPAY	1,000	12,500	3/1/02	1,000	1,000	2,750	0.00	3/1/05	ARM	EXPRESS2
RADIANT - BORROWER PAID	30	425,000.00	0.00	0.00	93.89	644	1.00 NO-PREPAY	1,000	13,375	3/1/02	1,000	1,000	2,750	0.00	3/1/05	ARM	EXPRESS2
RADIANT - BORROWER PAID	30	467,893.00	0.00	0.00	99.99	644	34.82 NO-PREPAY	1,000	12,500	3/1/02	1,000	1,000	2,250	0.00	3/1/05	ARM	SERIES1
RADIANT - BORROWER PAID	22	0.00	0.00	0.00	80.00	640	1.00 3YR-STANDARD	3,000	14,875	10/1/04	3,000	1,000	2,250	0.00	3/1/05	ARM	EXPRESS2
RADIANT - BORROWER PAID	22	299,000.00	0.00	0.00	88.97	661	1.00 NO-PREPAY	1,000	12,500	3/1/02	1,000	1,000	2,500	0.00	3/1/05	ARM	EXPRESS2
RADIANT - BORROWER PAID	22	211,500.00	0.00	0.00	94.99	695	1.00 2YR-MODIFIED	1,000	12,500	3/1/02	1,000	1,000	2,750	0.00	3/1/05	ARM	EXPRESS2
RADIANT - BORROWER PAID	30	90,000.00	0.00	0.00	90.00	701	1.00 5YR-MODIFIED	1,000	13,750	10/1/03	1,000	1,000	3,875	1.34	3/1/05	ARM	EXPRESS1
RADIANT - LENDER PAID	22	288,000.00	0.00	0.00	88.35	655	1.00 3YR-MODIFIED	3,000	14,875	10/1/03	3,000	1,000	3,250	0.00	3/1/05	ARM	EXPRESS1
RADIANT - BORROWER PAID	22	0.00	0.00	0.00	84.30	695	1.00 NO-PREPAY	1,000	12,500	3/1/02	1,000	1,000	2,000	0.00	3/1/05	ARM	EXPRESS1
RADIANT - BORROWER PAID	0	467,000.00	0.00	0.00	80.00	790	1.00 2YR-MODIFIED	1,000	12,500	4/1/02	1,000	1,000	3,000	0.00	3/1/05	ARM	EXPRESS1
RADIANT - LENDER PAID	30	108,500.00	0.00	0.00	95.00	661	1.00 NO-PREPAY	1,000	14,000	10/1/03	1,000	1,000	3,000	0.00	3/1/05	ARM	EXPRESS2
RADIANT - LENDER PAID	30	465,000.00	0.00	0.00	100.00	661	44.20 NO-PREPAY	1,000	12,500	3/1/02	1,000	1,000	2,500	0.98	3/1/05	ARM	EXPRESS1
RADIANT - BORROWER PAID	0	0.00	0.00	0.00	80.00	593	1.00 NO-PREPAY	1,000	13,375	3/1/02	1,000	1,000	2,500	0.00	3/1/05	ARM	SERIES1
RADIANT - BORROWER PAID	22	245,000.00	0.00	0.00	89.98	623	1.00 2YR-MODIFIED	1,000	13,625	3/1/02	1,000	1,000	2,750	0.00	3/1/05	ARM	EXPRESS4
RADIANT - LENDER PAID	30	112,000.00	0.00	0.00	95.00	696	1.00 3YR-MODIFIED	1,000	15,875	10/1/03	1,000	1,000	3,625	0.88	3/1/05	ARM	EXPRESS1
RADIANT - BORROWER PAID	30	195,000.00	0.00	0.00	90.00	806	1.00 NO-PREPAY	1,000	12,500	5/1/02	1,000	1,000	2,625	0.88	3/1/05	ARM	EXPRESS1
RADIANT - BORROWER PAID	22	295,525.00	0.00	0.00	86.97	640	1.00 NO-PREPAY	3,000	13,500	11/1/03	3,000	1,000	3,000	0.00	3/1/05	ARM	EXPRESS2
RADIANT - BORROWER PAID	30	220,000.00	0.00	0.00	90.00	680	1.00 NO-PREPAY	1,000	12,625	4/1/02	1,000	1,000	2,750	0.00	3/1/05	ARM	EXPRESS2
RADIANT - BORROWER PAID	30	255,000.00	0.00	0.00	95.00	656	1.00 NO-PREPAY	1,000	12,500	4/1/02	1,000	1,000	2,750	0.00	3/1/05	ARM	EXPRESS2
RADIANT - BORROWER PAID	0	188,000.00	0.00	0.00	80.00	678	24.05 3YR-STANDARD	1,000	12,500	4/1/02	1,000	1,000	2,750	0.00	3/1/05	ARM	SERIES1
RADIANT - BORROWER PAID	30	389,900.00	0.00	0.00	95.00	737	1.00 3YR-MODIFIED	1,000	12,500	5/1/02	1,000	1,000	2,500	0.00	3/1/05	ARM	EXPRESS1
RADIANT - BORROWER PAID	22	265,000.00	0.00	0.00	88.71	731	1.00 5YR-MODIFIED	1,000	12,500	4/1/02	1,000	1,000	2,500	0.00	3/1/05	ARM	EXPRESS1
RADIANT - BORROWER PAID	22	191,490.00	0.00	0.00	89.69	726	1.00 2YR-MODIFIED	3,000	13,500	11/1/03	3,000	1,000	2,750	0.00	3/1/05	ARM	EXPRESS1
RADIANT - BORROWER PAID	0	0.00	0.00	0.00	75.00	0	20.00 2YR-STANDARD	1,000	12,500	5/1/02	1,000	1,000	3,000	0.00	3/1/05	ARM	SERIES3
RADIANT - BORROWER PAID	0	0.00	0.00	0.00	61.58	614	31.26 NO-PREPAY	1,000	12,500	5/1/02	1,000	1,000	3,000	0.00	3/1/05	ARM	SERIES3
RADIANT - BORROWER PAID	0	454,000.00	0.00	0.00	90.00	748	1.00 3YR-CUSTOM	1,000	12,500	5/1/02	1,000	1,000	2,750	0.00	3/1/05	ARM	EXPRESS1
RADIANT - BORROWER PAID	22	358,500.00	0.00	0.00	89.98	608	44.70 3YR-MODIFIED	1,000	12,625	5/1/02	1,000	1,000	2,500	0.00	3/1/05	ARM	EXPRESS1
RADIANT - LENDER PAID	30	148,000.00	0.00	0.00	90.00	752	1.00 3YR-MODIFIED	1,000	12,500	4/1/02	1,000	1,000	2,500	0.00	3/1/05	ARM	EXPRESS1
RADIANT - LENDER PAID	0	150,000.00	0.00	0.00	80.00	641	1.00 NO-PREPAY	1,000	13,875	5/1/02	1,000	1,000	3,975	0.88	3/1/05	ARM	SERIES1
RADIANT - BORROWER PAID	30	299,403.00	0.00	0.00	94.99	631	42.66 NO-PREPAY	1,000	12,500	5/1/02	1,000	1,000	2,500	0.00	3/1/05	ARM	EXPRESS2
RADIANT - BORROWER PAID	0	0.00	0.00	0.00	61.29	637	1.00 5YR-MODIFIED	1,000	14,000	5/1/02	1,000	1,000	2,500	0.00	3/1/05	ARM	SERIES1
RADIANT - BORROWER PAID	0	0.00	0.00	0.00	38.19	688	44.44 5YR-MODIFIED	1,000	12,500	5/1/02	1,000	1,000	3,000	0.00	3/1/05	ARM	SERIES1
RADIANT - BORROWER PAID	30	200,000.00	0.00	0.00	90.00	585	1.00 3YR-MODIFIED	1,000	15,000	11/1/03	1,000	1,000	3,625	0.00	3/1/05	ARM	EXPRESS4
RADIANT - BORROWER PAID	30	119,000.00	0.00	0.00	90.00	746	1.00 5YR-MODIFIED	1,000	12,750	5/1/02	1,000	1,000	2,250	0.00	3/1/05	ARM	EXPRESS1
RADIANT - LENDER PAID	30	55,000.00	0.00	0.00	94.52	713	1.00 2YR-MODIFIED	1,000	12,500	5/1/02	1,000	1,000	2,500	0.00	3/1/05	ARM	EXPRESS1
RADIANT - BORROWER PAID	22	196,585.00	0.00	0.00	89.89	647	1.00 6MO-STANDARD	3,000	13,625	9/1/03	3,000	1,000	3,000	1.34	3/1/05	ARM	EXPRESS1
RADIANT - BORROWER PAID	0	515,000.00	0.00	0.00	71.67	654	1.00 NO-PREPAY	3,000	12,500	10/1/03	3,000	1,000	3,250	0.00	3/1/05	ARM	EXPRESS2
RADIANT - BORROWER PAID	0	0.00	0.00	0.00	70.00	662	44.73 2YR-MODIFIED	1,000	12,500	10/1/03	1,000	1,000	2,750	0.00	3/1/05	ARM	SERIES0
RADIANT - BORROWER PAID	0	0.00	0.00	0.00	52	592	1.00 NO-PREPAY	1,000	13,250	4/1/02	1,000	1,000	3,375	0.00	3/1/05	ARM	EXPRESS4
RADIANT - BORROWER PAID	30	709,950.00	0.00	0.00	38.46	760	1.00 3YR-MODIFIED	3,000	12,500	10/1/03	3,000	1,000	2,750	0.00	3/1/05	ARM	EXPRESS1
RADIANT - BORROWER PAID	30	220,771.00	0.00	0.00	95.00	723	1.00 2YR-MODIFIED	3,000	12,625	10/1/03	3,000	1,000	2,750	0.00	3/1/05	ARM	EXPRESS1
RADIANT - BORROWER PAID	22	350,000.00	0.00	0.00	89.99	684	1.00 2YR-MODIFIED	3,000	12,500	10/1/03	3,000	1,000	2,750	0.00	3/1/05	ARM	EXPRESS1
RADIANT - BORROWER PAID	30	247,000.00	0.00	0.00	90.00	659	1.00 NO-PREPAY	1,000	13,250	10/1/03	1,000	1,000	2,750	0.00	3/1/05	ARM	EXPRESS2
RADIANT - BORROWER PAID	30	290,000.00	0.00	0.00	95.00	748	1.00 2YR-MODIFIED	1,000	13,000	4/1/02	1,000	1,000	2,750	0.88	3/1/05	ARM	EXPRESS1
RADIANT - BORROWER PAID	30	63,000.00	0.00	0.00	95.00	638	1.00 3YR-MODIFIED	1,000	12,500	4/1/02	1,000	1,000	3,500	0.00	3/1/05	ARM	EXPRESS2
RADIANT - BORROWER PAID	30	119,000.00	0.00	0.00	95.00	673	1.00 NO-PREPAY	1,000	13,250	10/1/03	1,000	1,000	3,000	0.00	3/1/05	ARM	EXPRESS1
RADIANT - BORROWER PAID	30	340,000.00	0.00	0.00	80.00	700	38.79 2YR-STANDARD	3,000	14,625	10/1/03	3,000	1,000	2,750	0.69	3/1/05	ARM	SERIES0
RADIANT - BORROWER PAID	22	125,000.00	0.00	0.00	89.98	692	1.00 2YR-MODIFIED	1,000	12,500	5/1/02	1,000	1,000	2,625	0.00	3/1/05	ARM	EXPRESS1
RADIANT - BORROWER PAID	30	186,000.00	0.00	0.00	79.57	601	1.00 2YR-MODIFIED	3,000	12,500	10/1/03	3,000	1,000	2,750	0.00	3/1/05	ARM	EXPRESS3
RADIANT - BORROWER PAID	30	105,000.00	0.00	0.00	90.00	742	1.00 2YR-MODIFIED	1,000	12,875	10/1/03	1,000	1,000	3,750	0.00	3/1/05	ARM	EXPRESS1
RADIANT - BORROWER PAID	22	0.00	0.00	0.00	89.68	657	1.00 NO-PREPAY	1,000	14,750	10/1/03	1,000	1,000	2,750	0.00	3/1/05	ARM	EXPRESS2
RADIANT - BORROWER PAID	22	125,000.00	0.00	0.00	88.00	646	1.00 2YR-MODIFIED	1,000	12,500	4/1/02	1,000	1,000	2,750	0.00	3		

RADIAN - BORROWER PAID	22	0.00	0.00	0.00	0.00	89.59	634	1.00 3YR-MODIFIED	N	4/1/02	13,000	1,000	2,750	0.00	4/1/05	ARM	EXPRESS2
RADIAN - LENDER PAID	30	280,000.00	0.00	0.00	0.00	90.00	635	1.00 NO-PREPAY	N	11/1/03	15,000	3,000	4,250	0.88	5/1/05	ARM	EXPRESS2
	0	44,000.00	0.00	0.00	0.00	100.00	715	44.55 2YR-STANDARD	N	11/1/03	12,500	3,000	1,000	0.00	5/1/05	ARM	SERIES0
	0	59,000.00	0.00	0.00	0.00	100.00	651	40.22 3YR-MODIFIED	N	4/1/02	12,500	1,000	2,500	0.00	4/1/05	ARM	SERIES1
	0	0.00	0.00	0.00	0.00	70.00	680	47.24 2YR-STANDARD	N	11/1/03	12,500	3,000	2,750	0.00	5/1/05	ARM	SERIES1
RADIAN - BORROWER PAID	30	78,000.00	0.00	0.00	0.00	95.00	631	1.00 2YR-MODIFIED	N	11/1/03	14,750	3,000	3,125	0.00	4/1/05	ARM	EXPRESS2
RADIAN - LENDER PAID	30	219,500.00	0.00	0.00	0.00	79.88	709	1.00 2YR-MODIFIED	N	10/1/03	14,375	3,000	3,375	0.88	4/1/05	ARM	EXPRESS2
	0	181,000.00	0.00	0.00	0.00	100.00	705	1.00 3YR-MODIFIED	N	10/1/03	12,750	3,000	2,875	0.00	4/1/05	ARM	EXPRESS1
	0	44,000.00	0.00	0.00	0.00	100.00	705	43.71 NO-PREPAY	N	10/1/03	12,625	3,000	2,750	0.00	4/1/05	ARM	SERIES1
RADIAN - BORROWER PAID	22	0.00	0.00	0.00	0.00	87.40	671	1.00 2YR-MODIFIED	N	4/1/02	12,500	1,000	2,250	0.00	4/1/05	ARM	EXPRESS2
RADIAN - BORROWER PAID	30	122,400.00	0.00	0.00	0.00	94.98	703	1.00 NO-PREPAY	N	4/1/02	12,500	1,000	2,500	0.00	4/1/05	ARM	EXPRESS2
RADIAN - BORROWER PAID	30	149,441.00	0.00	0.00	0.00	95.00	624	1.00 NO-PREPAY	N	4/1/02	13,375	1,000	2,750	0.00	4/1/05	ARM	EXPRESS2
	0	0.00	0.00	0.00	0.00	80.00	706	1.00 2YR-MODIFIED	N	10/1/03	12,875	3,000	2,875	0.00	4/1/05	ARM	EXPRESS2
RADIAN - BORROWER PAID	22	69,000.00	0.00	0.00	0.00	89.53	643	1.00 3YR-MODIFIED	N	10/1/04	14,750	3,000	2,875	0.00	4/1/05	ARM	EXPRESS2
RADIAN - BORROWER PAID	22	174,950.00	0.00	0.00	0.00	89.97	633	1.00 2YR-MODIFIED	N	4/1/02	13,625	1,000	2,750	0.00	4/1/05	ARM	EXPRESS2
RADIAN - BORROWER PAID	30	91,200.00	0.00	0.00	0.00	94.96	675	1.00 2YR-MODIFIED	N	10/1/03	14,500	3,000	3,000	0.00	4/1/05	ARM	EXPRESS2
RADIAN - BORROWER PAID	22	275,000.00	0.00	0.00	0.00	85.00	703	1.00 2YR-MODIFIED	N	10/1/03	13,250	3,000	3,000	0.00	4/1/05	ARM	EXPRESS2
	0	150,000.00	0.00	0.00	0.00	100.00	640	12.46 NO-PREPAY	N	4/1/02	12,500	1,000	2,500	0.00	4/1/05	ARM	SERIES1
	0	357,000.00	0.00	0.00	0.00	71.40	731	41.93 NO-PREPAY	N	4/1/02	12,500	1,000	2,000	0.00	4/1/05	ARM	SERIES1
RADIAN - LENDER PAID	22	0.00	0.00	0.00	0.00	82.99	674	1.00 2YR-MODIFIED	N	4/1/02	12,500	1,000	3,375	0.54	4/1/05	ARM	EXPRESS2
	0	0.00	0.00	0.00	0.00	61.11	793	17.93 NO-PREPAY	N	4/1/02	12,500	1,000	2,250	0.00	4/1/05	ARM	SERIES1
	0	0.00	0.00	0.00	0.00	80.00	645	1.00 NO-PREPAY	N	10/1/03	12,500	3,000	3,000	0.00	4/1/05	ARM	EXPRESS2
RADIAN - LENDER PAID	22	433,990.00	0.00	0.00	0.00	89.98	662	1.00 NO-PREPAY	N	5/1/02	13,765	1,000	3,875	0.54	4/1/05	ARM	EXPRESS2
	0	0.00	0.00	0.00	0.00	75.00	705	1.00 NO-PREPAY	N	11/1/03	12,500	3,000	2,750	0.00	5/1/05	ARM	EXPRESS1
RADIAN - BORROWER PAID	35	223,000.00	0.00	0.00	0.00	97.00	720	1.00 NO-PREPAY	N	11/1/03	13,500	3,000	2,750	0.00	5/1/05	ARM	EXPRESS1
	0	363,500.00	0.00	0.00	0.00	80.00	726	1.00 2YR-MODIFIED	N	11/1/03	12,625	3,000	3,250	0.00	5/1/05	ARM	EXPRESS1
	0	191,900.00	0.00	0.00	0.00	78.17	746	1.00 NO-PREPAY	N	10/1/03	12,625	3,000	3,250	0.00	5/1/05	ARM	EXPRESS1
RADIAN - BORROWER PAID	30	128,598.00	0.00	0.00	0.00	95.00	661	1.00 5YR-MODIFIED	N	10/1/03	15,750	3,000	8,750	0.00	4/1/05	ARM	EXPRESS2
RADIAN - BORROWER PAID	22	0.00	0.00	0.00	0.00	89.87	647	1.00 3YR-STANDARD	N	5/1/02	12,875	1,000	2,750	0.00	5/1/05	ARM	EXPRESS2
RADIAN - BORROWER PAID	30	410,000.00	0.00	0.00	0.00	95.00	631	1.00 5YR-MODIFIED	N	5/1/02	13,000	1,000	2,500	0.00	5/1/05	ARM	EXPRESS1
RADIAN - LENDER PAID	30	76,300.00	0.00	0.00	0.00	95.00	631	1.00 3YR-MODIFIED	N	11/1/03	15,875	3,000	9,875	0.88	5/1/05	ARM	EXPRESS2
	0	0.00	0.00	0.00	0.00	39.41	745	14.85 5YR-MODIFIED	N	10/1/06	12,625	3,000	3,125	0.00	10/1/06	ARM	SERIES0
	0	29,000.00	0.00	0.00	0.00	100.00	681	39.54 NO-PREPAY	N	5/1/02	12,500	1,000	2,500	0.00	5/1/05	ARM	EXPRESS2
	0	200,000.00	0.00	0.00	0.00	80.00	650	1.00 5YR-MODIFIED	N	4/1/02	12,500	1,000	2,750	0.00	4/1/05	ARM	EXPRESS2
	0	402,500.00	0.00	0.00	0.00	80.00	656	1.00 2YR-MODIFIED	N	11/1/03	13,000	1,000	3,000	0.00	5/1/05	ARM	EXPRESS2
	0	215,000.00	0.00	0.00	0.00	80.00	661	1.00 NO-PREPAY	N	4/1/02	12,500	1,000	2,750	0.00	4/1/05	ARM	EXPRESS2
	0	329,900.00	0.00	0.00	0.00	89.99	623	44.93 NO-PREPAY	N	5/1/02	12,500	1,000	3,000	0.00	5/1/05	ARM	SERIES2
RADIAN - BORROWER PAID	30	0.00	0.00	0.00	0.00	92.50	772	1.00 3YR-MODIFIED	N	5/1/02	12,500	1,000	2,500	0.00	5/1/05	ARM	EXPRESS1
	0	149,900.00	0.00	0.00	0.00	80.00	582	1.00 2YR-MODIFIED	N	11/1/03	15,250	3,000	3,625	0.25	5/1/05	ARM	EXPRESS4
	0	565,000.00	0.00	0.00	0.00	90.00	721	1.00 NO-PREPAY	N	11/1/03	12,500	3,000	3,250	0.88	5/1/05	ARM	EXPRESS1
	0	240,000.00	0.00	0.00	0.00	78.72	650	1.00 2YR-MODIFIED	N	11/1/03	13,750	3,000	3,000	0.00	5/1/05	ARM	EXPRESS2
RADIAN - LENDER PAID	35	0.00	0.00	0.00	0.00	97.00	721	1.00 2YR-MODIFIED	N	5/1/02	13,750	1,000	3,375	0.58	5/1/05	ARM	EXPRESS1
	0	0.00	0.00	0.00	0.00	80.00	681	35.02 3YR-MODIFIED	N	5/1/02	12,500	1,000	3,000	0.00	5/1/05	ARM	SERIES1
RADIAN - BORROWER PAID	22	429,000.00	0.00	0.00	0.00	89.98	752	1.00 5YR-MODIFIED	N	5/1/02	13,000	1,000	2,000	1.00	5/1/05	ARM	EXPRESS1
RADIAN - LENDER PAID	22	155,000.00	0.00	0.00	0.00	89.97	777	1.00 3YR-MODIFIED	N	5/1/02	12,500	1,000	3,250	0.00	5/1/05	ARM	EXPRESS2
	0	0.00	0.00	0.00	0.00	75.17	645	1.00 3YR-MODIFIED	N	11/1/04	13,250	3,000	3,375	0.00	5/1/05	ARM	EXPRESS2
	0	0.00	0.00	0.00	0.00	74.54	794	1.00 2YR-MODIFIED	N	11/1/03	12,500	1,000	2,500	0.00	5/1/05	ARM	EXPRESS2
	0	0.00	0.00	0.00	0.00	80.00	596	1.00 NO-PREPAY	N	11/1/03	13,750	3,000	3,875	0.00	5/1/05	ARM	EXPRESS4
RADIAN - BORROWER PAID	30	185,000.00	0.00	0.00	0.00	90.00	671	1.00 NO-PREPAY	N	5/1/02	13,000	1,000	2,500	0.00	5/1/05	ARM	EXPRESS1
RADIAN - LENDER PAID	30	155,500.00	0.00	0.00	0.00	94.99	695	1.00 NO-PREPAY	N	5/1/02	13,375	1,000	3,375	0.88	5/1/05	ARM	EXPRESS1
RADIAN - BORROWER PAID	30	171,958.00	0.00	0.00	0.00	94.98	673	1.00 NO-PREPAY	N	5/1/02	13,625	1,000	2,750	0.00	5/1/05	ARM	EXPRESS2
RADIAN - BORROWER PAID	30	258,000.00	0.00	0.00	0.00	95.00	623	1.00 NO-PREPAY	N	11/1/03	13,000	1,000	2,975	0.00	5/1/05	ARM	EXPRESS2
RADIAN - LENDER PAID	30	149,500.00	0.00	0.00	0.00	95.00	785	1.00 2YR-MODIFIED	N	5/1/02	12,750	3,000	3,375	0.88	5/1/05	ARM	EXPRESS1
RADIAN - BORROWER PAID	30	199,500.00	0.00	0.00	0.00	90.00	643	1.00 3YR-MODIFIED	N	5/1/02	12,750	1,000	2,750	0.00	5/1/05	ARM	EXPRESS2
RADIAN - BORROWER PAID	30	0.00	0.00	0.00	0.00	95.00	641	1.00 2YR-MODIFIED	N	5/1/02	13,500	1,000	4,000	0.88	5/1/05	ARM	EXPRESS2
RADIAN - LENDER PAID	30	0.00	0.00	0.00	0.00	95.00	695	1.00 NO-PREPAY	N	5/1/02	14,250	3,000	3,000	0.00	5/1/05	ARM	EXPRESS2
RADIAN - BORROWER PAID	30	117,000.00	0.00	0.00	0.00	80.00	698	1.00 NO-PREPAY	N	11/1/03	13,625	3,000	3,000	0.00	5/1/05	ARM	EXPRESS1
RADIAN - LENDER PAID	22	86,430.00	0.00	0.00	0.00	89.96	757	1.00 NO-PREPAY	N	5/1/02	13,500	1,000	3,000	1.00	5/1/05	ARM	EXPRESS1
RADIAN - LENDER PAID	30	263,000.00	0.00	0.00	0.00	95.00	691	1.00 NO-PREPAY	N	10/1/03	12,750	3,000	2,500	0.88	4/1/05	ARM	EXPRESS2
	0	0.00	0.00	0.00	0.00	80.00	622	33.39 NO-PREPAY	N	2/1/03	13,375	3,000	2,250	0.00	2/1/05	ARM	SERIES2
	0	980,000.00	0.00	0.00	0.00	100.00	802	1.00 5YR-MODIFIED	N	4/1/02	12,500	1,000	2,000	0.00	4/1/05	ARM	SERIES2
	0	0.00	0.00	0.00	0.00	80.00	716	1.00 2YR-MODIFIED	N	11/1/03	12,500	3,000	2,900	0.00	5/1/05	ARM	EXPRESS1
RADIAN - BORROWER PAID	30	277,000.00	0.00	0.00	0.00	95.00	688	1.00 2YR-MODIFIED	N	11/1/03	13,500	3,000	2,750	0.00	5/1/05	ARM	EXPRESS1
RADIAN - LENDER PAID	30	157,900.00															

RADIAN - BORROWER PAID	30	278,500.00	0.00	0.00	90.00	619	1.00 NO-PREPAY	N	6/1/02	12,625	1,000	1,000	3,000	0.00	6/1/05	ARM	EXPRESS3
RADIAN - BORROWER PAID	30	350,000.00	0.00	0.00	95.00	660	1.00 NO-PREPAY	N	5/1/02	13,750	1,000	1,000	4,250	0.00	5/1/05	ARM	EXPRESS2
RADIAN - BORROWER PAID	30	290,000.00	0.00	0.00	90.00	647	1.00 2YR-STANDARD	N	12/1/03	13,250	3,000	3,000	4,250	0.88	6/1/05	ARM	EXPRESS2
RADIAN - BORROWER PAID	22	0.00	0.00	0.00	89.88	634	1.00 NO-PREPAY	N	6/1/02	13,000	1,000	1,000	2,750	0.00	6/1/05	ARM	EXPRESS1
RADIAN - BORROWER PAID	30	312,000.00	0.00	0.00	85.00	690	1.00 NO-PREPAY	N	5/1/02	13,625	1,000	1,000	3,375	0.88	6/1/05	ARM	EXPRESS2
RADIAN - BORROWER PAID	30	60,000.00	0.00	0.00	95.00	631	1.00 5YR-STANDARD	N	5/1/02	12,750	1,000	1,000	2,750	0.00	6/1/05	ARM	EXPRESS2
RMIC	0	0.00	0.00	0.00	32.70	664	19.66 2YR-MODIFIED	N	11/1/03	12,875	3,000	3,000	3,750	0.00	6/1/05	ARM	SERIES3
RADIAN - BORROWER PAID	30	520,000.00	0.00	0.00	80.00	616	1.00 NO-PREPAY	N	11/1/03	14,375	3,000	3,000	8,375	0.00	6/1/05	ARM	EXPRESS4
RADIAN - LENDER PAID	30	185,850.00	0.00	0.00	90.00	730	1.00 2YR-MODIFIED	N	11/1/03	12,500	1,000	1,000	3,750	1.34	6/1/05	ARM	EXPRESS1
RADIAN - BORROWER PAID	30	151,000.00	0.00	0.00	95.00	728	1.00 2YR-MODIFIED	N	5/1/02	12,500	1,000	1,000	2,500	0.00	6/1/05	ARM	EXPRESS1
RADIAN - BORROWER PAID	30	325,000.00	0.00	0.00	89.38	655	1.00 2YR-MODIFIED	N	11/1/03	13,625	3,000	3,000	3,250	0.00	6/1/05	ARM	EXPRESS1
RADIAN - BORROWER PAID	22	187,500.00	0.00	0.00	95.00	750	1.00 2YR-MODIFIED	N	11/1/03	12,625	3,000	3,000	2,750	0.00	6/1/05	ARM	EXPRESS1
RADIAN - BORROWER PAID	30	124,500.00	0.00	0.00	80.00	681	1.00 NO-PREPAY	N	11/1/03	12,500	1,000	1,000	2,750	0.00	6/1/05	ARM	EXPRESS1
RADIAN - BORROWER PAID	0	0.00	0.00	0.00	89.34	637	1.00 3YR-MODIFIED	N	5/1/02	13,500	1,000	1,000	2,750	0.00	6/1/05	ARM	EXPRESS2
RADIAN - BORROWER PAID	22	81,000.00	0.00	0.00	80.00	721	1.00 NO-PREPAY	N	12/1/03	12,500	3,000	3,000	2,750	0.00	6/1/05	ARM	EXPRESS1
RADIAN - BORROWER PAID	0	500,000.00	0.00	0.00	70.00	662	1.00 3YR-MODIFIED	N	11/1/03	12,500	1,000	1,000	2,750	0.00	6/1/05	ARM	EXPRESS1
RADIAN - BORROWER PAID	0	245,000.00	0.00	0.00	100.00	680	14.89 2YR-MODIFIED	N	11/1/03	12,500	3,000	3,000	2,750	0.00	6/1/05	ARM	EXPRESS2
RADIAN - BORROWER PAID	0	195,000.00	0.00	0.00	80.00	666	1.00 2YR-MODIFIED	N	5/1/02	12,500	1,000	1,000	2,750	0.00	6/1/05	ARM	EXPRESS2
RADIAN - BORROWER PAID	0	230,500.00	0.00	0.00	80.00	634	1.00 2YR-MODIFIED	N	5/1/02	12,500	1,000	1,000	2,500	0.00	6/1/05	ARM	EXPRESS2
RADIAN - BORROWER PAID	0	429,000.00	0.00	0.00	100.00	671	27.58 2YR-MODIFIED	N	5/1/02	12,500	1,000	1,000	2,500	0.00	6/1/05	ARM	EXPRESS2
RADIAN - BORROWER PAID	30	185,000.00	0.00	0.00	85.800	662	1.00 NO-PREPAY	N	5/1/02	13,125	1,000	1,000	2,750	0.00	6/1/05	ARM	EXPRESS2
RADIAN - BORROWER PAID	22	158,470.00	0.00	0.00	88.70	642	1.00 NO-PREPAY	N	5/1/02	12,500	1,000	1,000	2,750	0.00	6/1/05	ARM	EXPRESS2
RADIAN - BORROWER PAID	0	0.00	0.00	0.00	80.00	670	1.00 NO-PREPAY	N	5/1/02	12,500	1,000	1,000	2,750	0.00	6/1/05	ARM	EXPRESS2
RADIAN - BORROWER PAID	0	0.00	0.00	0.00	80.00	720	1.00 2YR-MODIFIED	N	5/1/02	12,500	1,000	1,000	2,500	0.00	6/1/05	ARM	EXPRESS2
RADIAN - BORROWER PAID	0	0.00	0.00	0.00	63.39	750	1.00 3YR-MODIFIED	N	12/1/03	12,500	3,000	3,000	2,500	0.00	6/1/05	ARM	SERIES1
RADIAN - BORROWER PAID	0	0.00	0.00	0.00	70.00	696	1.00 2YR-MODIFIED	N	6/1/02	12,500	1,000	1,000	2,500	0.00	6/1/05	ARM	SERIES1
RADIAN - BORROWER PAID	22	153,000.00	0.00	0.00	89.98	662	1.00 2YR-MODIFIED	N	5/1/02	12,500	1,000	1,000	2,750	0.00	6/1/05	ARM	EXPRESS4
RADIAN - BORROWER PAID	30	410,000.00	0.00	0.00	95.00	681	1.00 3YR-MODIFIED	N	12/1/04	15,625	3,000	3,000	3,750	0.00	6/1/05	ARM	EXPRESS4
RADIAN - BORROWER PAID	30	161,500.00	0.00	0.00	90.00	685	1.00 2YR-MODIFIED	N	6/1/02	12,625	1,000	1,000	3,625	0.88	6/1/05	ARM	EXPRESS1
RADIAN - BORROWER PAID	30	0.00	0.00	0.00	90.00	671	1.00 3YR-MODIFIED	N	12/1/03	14,250	3,000	3,000	3,625	0.00	6/1/05	ARM	EXPRESS1
RADIAN - BORROWER PAID	30	250,000.00	0.00	0.00	80.00	799	1.00 2YR-MODIFIED	N	12/1/03	12,500	1,000	1,000	2,750	0.00	6/1/05	ARM	EXPRESS2
RADIAN - BORROWER PAID	30	289,000.00	0.00	0.00	95.00	664	1.00 1YR-STANDARD	N	6/1/02	12,500	1,000	1,000	2,750	0.00	6/1/05	ARM	EXPRESS2
RADIAN - LENDER PAID	22	295,000.00	0.00	0.00	78.75	633	1.00 2YR-MODIFIED	N	6/1/02	12,500	1,000	1,000	2,750	0.00	6/1/05	ARM	EXPRESS2
RADIAN - BORROWER PAID	30	90,000.00	0.00	0.00	89.99	689	1.00 NO-PREPAY	N	6/1/02	13,250	1,000	1,000	2,750	1.00	6/1/05	ARM	EXPRESS1
RADIAN - BORROWER PAID	0	0.00	0.00	0.00	80.00	595	1.00 2YR-MODIFIED	N	6/1/02	13,375	1,000	1,000	3,375	0.00	6/1/05	ARM	EXPRESS1
RADIAN - BORROWER PAID	0	0.00	0.00	0.00	45.12	717	1.00 2YR-MODIFIED	N	6/1/02	12,875	1,000	1,000	3,375	0.00	6/1/05	ARM	EXPRESS4
RADIAN - BORROWER PAID	0	0.00	0.00	0.00	44,100.00	93.98	41.10 2YR-MODIFIED	N	6/1/02	12,500	1,000	1,000	2,500	0.00	6/1/05	ARM	SERIES50
RADIAN - BORROWER PAID	30	220,707.00	0.00	0.00	90.00	660	1.00 2YR-MODIFIED	N	12/1/03	13,500	1,000	1,000	3,000	0.00	6/1/05	ARM	EXPRESS2
RADIAN - LENDER PAID	30	289,500.00	0.00	0.00	95.00	725	1.00 1YR-STANDARD	N	6/1/02	12,500	1,000	1,000	3,000	0.88	6/1/05	ARM	EXPRESS2
RADIAN - BORROWER PAID	0	0.00	0.00	0.00	80.00	630	1.00 NO-PREPAY	N	6/1/02	12,500	1,000	1,000	2,750	0.00	6/1/05	ARM	EXPRESS1
RADIAN - BORROWER PAID	30	97,000.00	0.00	0.00	95.00	669	1.00 NO-PREPAY	N	6/1/02	12,875	1,000	1,000	2,750	0.00	6/1/05	ARM	EXPRESS2
RADIAN - BORROWER PAID	0	0.00	0.00	0.00	71.73	701	1.00 2YR-MODIFIED	N	12/1/03	12,500	1,000	1,000	2,250	0.00	6/1/05	ARM	EXPRESS1
RADIAN - BORROWER PAID	30	264,890.00	0.00	0.00	94.99	645	1.00 NO-PREPAY	N	6/1/02	12,500	1,000	1,000	2,250	0.00	6/1/05	ARM	EXPRESS2
RADIAN - LENDER PAID	30	398,881.00	0.00	0.00	89.80	716	1.00 2YR-STANDARD	N	11/20/03	14,750	3,000	3,000	5,000	0.88	6/1/05	ARM	EXPRESS2
RADIAN - BORROWER PAID	22	0.00	0.00	0.00	80.00	587	1.00 2YR-MODIFIED	N	6/1/02	12,500	1,000	1,000	2,500	0.00	6/1/05	ARM	EXPRESS1
RADIAN - BORROWER PAID	0	0.00	0.00	0.00	79.79	587	1.00 2YR-MODIFIED	N	6/1/02	13,375	1,000	1,000	3,000	0.00	6/1/05	ARM	EXPRESS4
RADIAN - BORROWER PAID	0	142,000.00	0.00	0.00	80.00	780	34.38 3YR-MODIFIED	N	10/1/03	12,875	3,000	3,000	2,500	0.00	6/1/05	ARM	EXPRESS4
RADIAN - LENDER PAID	22	467,299.00	0.00	0.00	79.15	622	1.00 2YR-MODIFIED	N	6/1/02	14,000	1,000	1,000	2,750	0.00	6/1/05	ARM	SERIES1
RADIAN - BORROWER PAID	22	0.00	0.00	0.00	89.99	714	0.00 6MO-STANDARD	N	5/1/02	12,500	1,000	1,000	2,250	0.00	6/1/05	ARM	EXPRESS2
RADIAN - BORROWER PAID	22	165,000.00	0.00	0.00	80.00	677	1.00 NO-PREPAY	N	7/1/02	12,500	1,000	1,000	2,750	0.54	6/1/05	ARM	EXPRESS1
RADIAN - BORROWER PAID	22	370,000.00	0.00	0.00	89.88	626	1.00 NO-PREPAY	N	7/1/02	13,000	1,000	1,000	2,750	0.00	6/1/05	ARM	EXPRESS2
RADIAN - LENDER PAID	30	400,000.00	0.00	0.00	80.00	773	1.00 NO-PREPAY	N	7/1/02	12,500	1,000	1,000	2,750	0.00	6/1/05	ARM	EXPRESS2
RADIAN - BORROWER PAID	30	248,000.00	0.00	0.00	95.00	634	1.00 2YR-MODIFIED	N	6/1/02	14,375	1,000	1,000	3,625	0.88	6/1/05	ARM	EXPRESS1
RADIAN - LENDER PAID	30	0.00	0.00	0.00	95.00	700	1.00 2YR-MODIFIED	N	12/1/03	12,875	3,000	3,000	3,625	0.00	6/1/05	ARM	EXPRESS2
RADIAN - BORROWER PAID	0	0.00	0.00	0.00	70.00	621	1.00 NO-PREPAY	N	11/29/04	12,500	3,000	3,000	3,000	0.00	6/1/05	ARM	EXPRESS2
RADIAN - BORROWER PAID	0	0.00	0.00	0.00	80.00	652	1.00 2YR-MODIFIED	N	6/1/02	12,625	1,000	1,000	3,500	0.00	6/1/05	ARM	EXPRESS2
RADIAN - BORROWER PAID	0	632,750.00	0.00	0.00	78.90	759	1.00 3YR-MODIFIED	N	6/1/02	12,500	1,000	1,000	2,500	0.00	6/1/05	ARM	SERIES1
RADIAN - BORROWER PAID	0	265,000.00	0.00	0.00	100.00	653	39.34 3YR-MODIFIED	N	6/1/02	12,500	1,000	1,000	1,500	0.00	6/1/05	ARM	EXPRESS2
RADIAN - BORROWER PAID	30	109,500.00	0.00	0.00	84.98	624	1.00 3YR-MODIFIED	N	12/1/04	13,875	3,000	3,000	2,750	0.00	6/1/05	ARM	EXPRESS2
RADIAN - LENDER PAID	22	270,000.00	0.00	0.00	89.39	732	1.00 NO-PREPAY	N	6/1/02	12,500	1,000	1,000	3,500	0.00	6/1/05	ARM	EXPRESS2
RADIAN - BORROWER PAID	22	174,250.00	0.00	0.00	89.39	647	1.00 2YR-MODIFIED	N	6/1/02	13,500	1,000	1,000	3,250	1.34	6/1/05	ARM	EXPRESS2
RADIAN - LENDER PAID	0	0.00	0.00	0.00	75.00	569	1.00 2YR-MODIFIED	N	10/								

RADIAN - BORROWER PAID	22	242,583.00	0.00	89.99	671	1.00 5YR-MODIFIED	N	1/1/04	13,750	3,000	1,000	3,000	0.00	1/1/05	EXPRESS2	ARM	5524263423; FXEDPRATE
RADIAN - BORROWER PAID	30	170,500.00	0.00	94.99	680	1.00 3YR-MODIFIED	N	7/1/02	13,990	2,500	1,000	2,500	0.00	1/1/05	EXPRESS1	ARM	222222222222; FXEDPRATE
RADIAN - BORROWER PAID	30	83,000.00	0.00	95.00	687	1.00 3YR-MODIFIED	N	7/1/02	12,500	1,000	1,000	1,000	0.00	1/1/05	EXPRESS1	ARM	111111111111; FXEDPRATE
RADIAN - BORROWER PAID	30	225,000.00	0.00	75.76	710	1.00 NO-PREPAY	N	1/1/04	14,875	3,000	1,000	3,000	0.00	1/1/05	EXPRESS2	ARM	111111111111; FXEDPRATE
RADIAN - BORROWER PAID	30	270,000.00	0.00	95.00	743	1.00 3YR-MODIFIED	N	7/1/02	13,990	2,500	1,000	2,500	0.00	1/1/05	EXPRESS1	ARM	5524263423; FXEDPRATE
	0	0.00	0.00	122.26	668	37.13 NO-PREPAY	N		0.000	0.000	0.000	0.000	0.00				
	0	0.00	0.00	121.03	646	45.00 NO-PREPAY	N		0.000	0.000	0.000	0.000	0.00				
	0	64,790.33	0.00	101.25	653	45.00 NO-PREPAY	N		0.000	0.000	0.000	0.000	0.00				
	0	0.00	0.00	111,739.85	645	44.00 3YR-STANDARD	N		0.000	0.000	0.000	0.000	0.00				
	0	0.00	0.00	60,006.00	663	40.00 3YR-STANDARD	N		0.000	0.000	0.000	0.000	0.00				
	0	0.00	0.00	70,192.00	663	38.00 3YR-STANDARD	N		0.000	0.000	0.000	0.000	0.00				
	0	0.00	0.00	343,000.00	661	33.38 NO-PREPAY	N		0.000	0.000	0.000	0.000	0.00				
	0	0.00	0.00	101,177.08	694	46.00 NO-PREPAY	N		0.000	0.000	0.000	0.000	0.00				
	0	0.00	0.00	51,472.00	640	49.24 3YR-STANDARD	N		0.000	0.000	0.000	0.000	0.00				
	0	0.00	0.00	50,352.00	698	36.95 3YR-STANDARD	N		0.000	0.000	0.000	0.000	0.00				
	0	0.00	0.00	55,636.70	662	47.11 3YR-STANDARD	N		0.000	0.000	0.000	0.000	0.00				
	0	0.00	0.00	143,000.00	686	1.00 NO-PREPAY	N	1/1/01	13,625	3,000	1,000	3,375	0.67	1/1/05	EXPRESS2	ARM	212222222222; FXEDPRATE
	0	424,157.39	0.00	84.88	687	28.86 NO-PREPAY	N		0.000	0.000	0.000	0.000	0.00				
	0	0.00	0.00	152,105.24	585	43.29 NO-PREPAY	N		0.000	0.000	0.000	0.000	0.00				
	0	0.00	0.00	74,500.00	705	27.14 NO-PREPAY	N		0.000	0.000	0.000	0.000	0.00				
	0	0.00	0.00	106,466.00	661	42.26 NO-PREPAY	N		0.000	0.000	0.000	0.000	0.00				
	0	0.00	0.00	128.61	656	1.00 NO-PREPAY	N		0.000	0.000	0.000	0.000	0.00				
	0	0.00	0.00	90.00	672	1.00 NO-PREPAY	N	10/1/00	15,000	3,000	1,000	4,125	0.67	4/1/05	EXPRESS4	ARM	22234233334; FXEDPRATE
	30	125,000.00	0.00	88.64	713	1.00 1YR-STANDARD	N	4/1/99	12,125	1,000	1,000	3,250	0.00	6/1/05	EXPRESS1	ARM	414446646688; ARM
	22	222,250.00	0.00	49.23	695	1.00 1YR-STANDARD	N	6/1/99	14,750	1,500	1,500	8,750	0.00	6/1/05	EXPRESS5	ARM	754222222277; ARM
	0	73,800.00	0.00	72.90	687	1.00 1YR-STANDARD	N	5/1/99	12,500	1,000	1,000	2,875	0.00	6/1/05	SERIES1	ARM	212222222222; FXEDPRATE
	30	215,790.00	0.00	90.00	740	1.00 1YR-STANDARD	N	12/1/00	13,250	3,000	1,000	4,125	0.00	6/1/05	EXPRESS1	ARM	754222222277; ARM
	0	0.00	0.00	148,851.00	654	45.29 3YR-STANDARD	N		0.000	0.000	0.000	0.000	0.00				
	0	0.00	0.00	46,534.00	658	36.12 NO-PREPAY	N	11/1/00	16,375	3,000	1,500	10,375	0.00	5/1/05	EXPRESS4	ARM	222222222222; FXEDPRATE
	0	0.00	0.00	89.97	584	1.00 5YR-STANDARD	N	11/1/00	13,375	3,000	1,000	4,125	0.67	5/1/05	EXPRESS2	ARM	22234233334; FXEDPRATE
	22	131,600.00	0.00	100.00	648	39.75 NO-PREPAY	N		0.000	0.000	0.000	0.000	0.00				
	30	160,400.00	0.00	90.00	618	1.00 5YR-STANDARD	N	11/1/00	13,500	3,000	1,000	4,500	0.67	5/1/05	EXPRESS3	ARM	22234233334; FXEDPRATE
	0	125,000.00	0.00	60.00	637	1.00 2YR-MODIFIED	N	12/1/00	12,500	3,000	1,000	4,125	0.00	6/1/05	EXPRESS2	ARM	111111111111; FXEDPRATE
	22	105,000.00	0.00	89.91	772	1.00 2YR-MODIFIED	N	12/1/00	13,500	3,000	1,000	4,125	0.67	6/1/05	EXPRESS1	ARM	111111111111; FXEDPRATE
	30	125,000.00	0.00	90.00	708	1.00 1YR-STANDARD	N	12/1/00	13,625	3,000	1,000	4,125	0.67	6/1/05	EXPRESS2	ARM	111111111111; FXEDPRATE
	22	86,000.00	0.00	89.95	649	1.00 5YR-STANDARD	N	12/1/00	14,375	3,000	1,000	4,000	0.67	6/1/05	EXPRESS1	ARM	111111111111; FXEDPRATE
	30	258,000.00	0.00	95.00	718	1.00 NO-PREPAY	N	6/1/99	12,500	1,000	1,000	4,250	0.67	6/1/05	EXPRESS1	ARM	111111111111; FXEDPRATE
	22	140,600.00	0.00	89.98	741	1.00 5YR-STANDARD	N	12/1/00	13,375	3,000	1,000	4,125	0.81	6/1/05	EXPRESS1	ARM	111111111111; FXEDPRATE
	30	158,000.00	0.00	90.00	598	1.00 5YR-STANDARD	N	1/1/01	13,250	3,000	1,000	4,125	0.67	1/1/05	EXPRESS4	ARM	111111111111; FXEDPRATE
	30	174,000.00	0.00	95.00	703	1.00 NO-PREPAY	N	1/1/01	13,250	3,000	1,000	4,125	0.67	1/1/05	EXPRESS1	ARM	111111111111; FXEDPRATE
	30	170,000.00	0.00	90.00	641	1.00 3YR-STANDARD	N	12/1/00	13,000	3,000	1,000	4,125	0.67	6/1/05	EXPRESS2	ARM	111111111111; FXEDPRATE
	0	85,000.00	0.00	80.00	605	1.00 2YR-STANDARD	N	10/1/00	16,750	3,000	1,500	10,750	0.67	6/1/05	EXPRESS2	ARM	111111111111; FXEDPRATE
	30	194,500.00	0.00	90.00	774	1.00 NO-PREPAY	N	1/1/01	12,625	3,000	2,000	4,125	0.67	3/1/05	EXPRESS1	ARM	111111111111; FXEDPRATE
	0	0.00	0.00	80.00	750	1.00 NO-PREPAY	N	3/1/95	10,875	2,000	2,000	3,000	0.00				
	0	0.00	0.00	104.87	690	48.81 NO-PREPAY	N		0.000	0.000	0.000	0.000	0.00				
	0	0.00	0.00	50,711.00	640	33.30 NO-PREPAY	N		0.000	0.000	0.000	0.000	0.00				
	0	0.00	0.00	185,000.00	625	33.88 NO-PREPAY	N		0.000	0.000	0.000	0.000	0.00				
	0	0.00	0.00	61,781.00	627	41.98 NO-PREPAY	N		0.000	0.000	0.000	0.000	0.00				
	0	0.00	0.00	38,012.00	622	36.69 NO-PREPAY	N		0.000	0.000	0.000	0.000	0.00				
	0	0.00	0.00	74,592.00	654	33.09 NO-PREPAY	N		0.000	0.000	0.000	0.000	0.00				
	0	0.00	0.00	52,724.00	658	28.49 NO-PREPAY	N		0.000	0.000	0.000	0.000	0.00				
	0	0.00	0.00	61,026.00	659	42.33 NO-PREPAY	N		0.000	0.000	0.000	0.000	0.00				
	0	0.00	0.00	39,366.00	626	44.54 NO-PREPAY	N		0.000	0.000	0.000	0.000	0.00				
	0	0.00	0.00	48,252.00	626	33.68 NO-PREPAY	N		0.000	0.000	0.000	0.000	0.00				
	0	0.00	0.00	62,847.00	631	37.00 NO-PREPAY	N		0.000	0.000	0.000	0.000	0.00				
	0	0.00	0.00	69,000.00	652	25.22 NO-PREPAY	N		0.000	0.000	0.000	0.000	0.00				
	0	0.00	0.00	68,970.00	653	25.34 NO-PREPAY	N		0.000	0.000	0.000	0.000	0.00				
	0	0.00	0.00	41,972.00	701	35.97 NO-PREPAY	N		0.000	0.000	0.000	0.000	0.00				
	0	0.00	0.00	95,753.00	643	26.23 NO-PREPAY	N		0.000	0.000	0.000	0.000	0.00				
	0	0.00	0.00	51,536.00	627	36.84 NO-PREPAY	N		0.000	0.000	0.000	0.000	0.00				
	0	0.00	0.00	44,743.00	657	26.71 NO-PREPAY	N		0.000	0.000	0.000	0.000	0.00				
	0	0.00	0.00	33,865.00	729	24.59 NO-PREPAY	N		0.000	0.000	0.000	0.000	0.00				
	0	0.00	0.00	116,417.00	707	36.36 NO-PREPAY	N		0.000	0.000	0.000	0.000	0.00				
	0	0.00	0.00	96,125.00	663	32.60 NO-PREPAY	N		0.000	0.000	0.000	0.000	0.00				
	0	0.00	0.00	58,227.00	679	39.05 NO-PREPAY	N		0.000	0.000	0.000	0.000	0.00				
	0	0.00	0.00	50,831.00	674	48.80 NO-PREPAY	N		0.000	0.000	0.000	0.000	0.00				
	0	0.00	0.00	33,000.00	630	44.80 NO-PREPAY	N		0.000	0.000	0.000	0.000	0.00				
	0	0.00	0.00	61,000.00	650	41.37 NO-PREPAY	N		0.000	0.000	0.000	0.000	0.00				
	0	0.00	0.00	40,380.00	621	35.88 NO-PREPAY	N		0.000	0.000	0.000</						

PMI	136900	0	46172	90	721	0 2YR-CUSTOM	N	38991	12,125	3	1	4.25	38991	ARM	ADAPTO
	76900	0	0	68,99	697	0 NO-PREPAY	N	38991	11,5	3	1	4.625	38991	ARM	ADAPTO
	152000	0	45600	100	735	44 2YR-CUSTOM	N	38991	12,125	3	1	4.25	38991	ARM	ADAPTO
	240000	0	45000	100	704	0 2YR-CUSTOM	N	39022	12	3	1	4.625	39022	ARM	ADAPTO
	225000	0	45000	100	729	41 2YR-CUSTOM	N	38961	12,25	3	1	4.375	38961	ARM	ADAPTO
	198140	0	39668	99,98	724	0 NO-PREPAY	N	38991	12,375	3	1	4.5	38991	ARM	ADAPTO
	240000	0	48000	100	720	42 2YR-CUSTOM	N	38991	12,25	3	1	4.375	38991	ARM	ADAPTO
	223500	0	44700	100	697	0 2YR-CUSTOM	N	38991	12,25	3	1	4.375	38991	ARM	ADAPTO
	210000	0	42000	100	707	0 NO-PREPAY	N	38991	12,25	3	1	4.375	38991	ARM	ADAPTO
	285000	0	48450	97	721	0 NO-PREPAY	N	38961	11,25	3	1	4.375	38961	ARM	ADAPTO
	366550	0	73000	100	695	0 2YR-CUSTOM	N	38991	12,375	3	1	4.5	38991	ARM	ADAPTO
	365000	0	0	70	718	0 2YR-CUSTOM	N	38991	12,375	3	1	4.5	38991	ARM	ADAPTO
	170000	0	0	80	729	0 2YR-CUSTOM	N	39022	12,25	3	1	2.875	39022	ARM	ADAPTO
	0	0	0	80	723	24.85 2YR-STANDARD	N	39083	12,99	3	1	6.49	39083	ARM	ADAPTO
	193000	0	38600	100	723	43.36 NO-PREPAY	N	39022	12,275	3	1	5.775	39022	ARM	ADAPTO
	395000	0	78037.74	95,76	687	33.2551 NO-PREPAY	N	39022	12,99	3	2	5.98	39022	ARM	ADAPTO
	191900	0	0	70	762	34.1288 NO-PREPAY	N	39083	13,44	3	2	6.44	39083	ARM	ADAPTO
	0	0	0	80	704	46.6674 NO-PREPAY	N	39052	14,99	3	2	7.99	39052	ARM	ADAPTO
	170000	0	0	80	701	27.576 NO-PREPAY	N	39052	14,385	3	2	7.385	39052	ARM	ADAPTO
	0	0	0	76,13	695	46.792 NO-PREPAY	N	39052	13,9	3	2	6.9	39052	ARM	ADAPTO
	123000	0	25006	100	722	48.795 2YR-STANDARD	N	39083	11,89	3	2	4.99	39083	ARM	ADAPTO
	0	0	0	80	747	41.714 1YR-STANDARD	N	39052	12,39	3	2	5.39	39052	ARM	ADAPTO
	0	0	0	71,61	705	45.165 NO-PREPAY	N	39052	12,75	3	2	5.75	39052	ARM	ADAPTO
	0	0	0	79,82	683	43.567 NO-PREPAY	N	39052	13,72	3	2	6.72	39052	ARM	ADAPTO
	249000	0	46992	99,58	723	48.931 2YR-STANDARD	N	39052	12,44	3	2	5.44	39052	ARM	ADAPTO
	0	0	0	61,36	717	42.552 2YR-STANDARD	N	39052	12,34	3	2	5.34	39052	ARM	ADAPTO
	305000	0	61000	100	685	38.9915 2YR-STANDARD	N	39052	12,89	3	2	5.89	39052	ARM	ADAPTO
	290000	0	0	70	720	36.7796 NO-PREPAY	N	39052	12,75	3	2	5.75	39052	ARM	ADAPTO
	300000	0	60000	100	743	36.192 2YR-STANDARD	N	39052	11,89	3	2	4.89	39052	ARM	ADAPTO
	0	0	0	67,66	728	48.215 2YR-STANDARD	N	39052	12,75	3	2	5.75	39052	ARM	ADAPTO
	90000	0	25000	100	683	24.2242 2YR-STANDARD	N	39052	13,49	3	2	5.99	39052	ARM	ADAPTO
	249000	0	24800	90	722	47.0016 NO-PREPAY	N	39052	13,29	3	2	6.29	39052	ARM	ADAPTO
	296500	0	59300	100	788	44.206 2YR-STANDARD	N	39052	12,765	3	2	5.765	39052	ARM	ADAPTO
	0	0	67835.38	99,93	691	48.8171 NO-PREPAY	N	39052	13,005	3	2	6.005	39052	ARM	ADAPTO
	0	0	0	80	698	28.542 2YR-STANDARD	N	39052	13,49	3	2	6.49	39052	ARM	ADAPTO
	400000	0	0	80	686	49.41 2YR-STANDARD	N	39052	12,34	3	2	5.34	39052	ARM	ADAPTO
	0	0	0	61,29	737	37.9701 2YR-STANDARD	N	39022	13,09	3	2	6.09	39022	ARM	ADAPTO
	369000	0	73800	100	704	46.7956 NO-PREPAY	N	39052	13,25	3	2	6.25	39052	ARM	ADAPTO
	355000	0	71000	100	701	33.6854 NO-PREPAY	N	39052	13,3	3	2	6.3	39052	ARM	ADAPTO
	302100	0	60420	100	689	40.02 NO-PREPAY	N	39052	12,59	3	1	5.5	39052	ARM	ADAPTO
	465000	0	0	56,05	711	14.3 NO-PREPAY	N	39083	12,21	3	1	6.21	39083	ARM	ADAPTO
	185400	0	37080	100	682	36.548 2YR-STANDARD	N	39022	12,75	3	1	5	39022	ARM	ADAPTO
	420000	0	84000	100	723	34.393 2YR-STANDARD	N	39022	12,375	3	1	5	39022	ARM	ADAPTO
	0	0	0	70	648	43.07 NO-PREPAY	N	39083	11,425	3	1	3.875	39083	ARM-INTONLY	SERIES1
	0	0	61200	94,98	659	41.41 2YR-STANDARD	N	39083	11,75	3	1	3.875	39083	ARM-INTONLY	SERIES1
	265000	0	79500	100	678	35.96 2YR-STANDARD	N	39083	12,5	3	1	3.875	39083	ARM-INTONLY	SERIES1
	0	0	0	95	653	0 NO-PREPAY	N	39083	16,5	3	1	6.125	39083	ARM-INTONLY	EXPRESS2
	282206	0	0	54,47	633	0 2YR-STANDARD	N	39083	12,25	3	1	6	39083	ARM-INTONLY	EXPRESS2
	364900	0	72980	100	718	0 1YR-STANDARD	N	38534	11,875	1	1	3.25	38534	ARM-INTONLY	EXPRESS1
	462000	0	0	55,31	778	0 NO-PREPAY	N	38504	11,25	1	1	3	38504	ARM-INTONLY	EXPRESS1
	173000	0	34600	100	667	0 3YR-CUSTOM	N	39356	12,5	3	1	2.875	39356	ARM-INTONLY	ADAPTI
	0	0	0	80	675	41 NO-PREPAY	N	39356	12,375	3	1	2.875	39356	ARM-INTONLY	ADAPTI
	290000	0	43500	95	657	42.08 3YR-STANDARD	N	39417	12,3	3	1	5.8	39417	ARM-INTONLY	ADAPTI
	250000	0	51000	100	642	40.75 3YR-STANDARD	N	39448	13,3	3	1	6.3	39448	ARM-INTONLY	ADAPTI
	0	0	0	80	649	48.2 3YR-STANDARD	N	39448	13,7	2	1	6.7	39448	ARM-INTONLY	ADAPTI
	297000	0	57410	99,33	661	23.05 3YR-STANDARD	N	39387	12,8	3	1	6.3	39387	ARM-INTONLY	ADAPTI
	0	0	0	59,63	640	33.617 3YR-MODIFIED	N	39417	11,375	3	1	5	39417	ARM-INTONLY	ADAPTI
	0	0	0	69,52	656	30.83 NO-PREPAY	N	39417	11	3	1	2.25	39417	ARM-INTONLY	ADAPTI
	235000	0	47000	100	647	34.679 3YR-MODIFIED	N	39387	12,375	3	1	3.875	39387	ARM-INTONLY	ADAPTI
	258000	0	0	89,33	684	39.4142 NO-PREPAY	N	39052	13,54	3	2	6.54	39052	ARM-INTONLY	ADAPTO
	107000	0	25000	100	744	47.0985 NO-PREPAY	N	39052	14,44	3	2	7.44	39052	ARM-INTONLY	ADAPTO
	290000	0	0	80	678	0 2YR-MODIFIED	N	39114	12,5	3	1	3.875	39114	ARM-INTONLY	SERIES1
	150000	0	0	95	648	0 NO-PREPAY	N	39083	15,375	3	1	5.75	39083	ARM-INTONLY	SERIES1
	0	0	0	95	695	46.49 NO-PREPAY	N	39264	12	3	1	3.75	39264	ARM-INTONLY	SERIES1
	365000	0	64250	95	648	43.53 2YR-MODIFIED	N	39022	10,875	3	1	3.875	39022	ARM-INTONLY	SERIES1
	0	0	23000	86,31	626	0 NO-PREPAY	N	39052	11,875	3	1	3.875	39052	ARM-INTONLY	SERIES2
	0	0	0	47,25	636	31.12 1YR-STANDARD	N	39417	11,375	3	1	3.75	39417	ARM-INTONLY	SERIES2
	0	0	0	76,02	605	0 NO-PREPAY	N	38887	13,25	1	1	3.25	38887	ARM-INTONLY	EXPRESS3
	396000	0	79200	100	738	40.309 3YR-MODIFIED	N	38665	10,95	2	2	3	38665	ARM-INTONLY	ADAPTO
	103500	0	75000	95	635	40.906 3YR-SPECIAL	N	39417	12,5	3	1	3.875	39417	ARM-INTONLY	SERIES1
	0	0	0	80	741	48.373 1YR-STANDARD	N	39356	12,125	3	1	3.25	39356	ARM-INTONLY	SERIES1
	0	0	0	50,44	690	22.86 1YR-STANDARD	N	39052	10,875	3	1	3.875	39052	ARM-INTONLY	SERIES1
	0	0	0	80	751	17.12 5YR-MODIFIED	N	40148	13,5	3	1	3.25	40148	ARM-INTONLY	SERIES1
	223250	0	44650	100	678	39.07 NO-PREPAY	N	38473	10,875	1	1	2.25	38473	ARM-INTONLY	ADAPTI
	193350	0	19590.11	95,72	795	45.3 3YR-MODIFIED	N	39387	9,875	3	1	3	39387	ARM-INTONLY	ADAPTO
	196650	0	39300	100	720	1 NO-PREPAY	N	39387	9,875	3	1	3	39387	ARM-INTONLY	ADAPTO
	269000	0	53600	100	772	32.254 3YR-MODIFIED	N	38657	11,325	2	2	3.325	38657	ARM-INTONLY	ADAPTO
	149900	0	0	75	523	31.285 NO-PREPAY	N	0	0	0	0	0	0	ARM	FIXEDRATE
	0	0	0	71,38	528	0 5YR-MODIFIED	N	0	0	0	0	0	0	ARM	FIXEDRATE
	181000	0	36200	100	633	31.75 3YR-STANDARD	N	39417	12,5	3	1	6.14	39417	ARM-INTONLY	ADAPTI
	0	0	0	57,29	653	23.461 2YR-STANDARD	N	39022	12,64	3	2				

3600362324	6MOLIBORWSJ	60	Closed	Y	Y	N	10014687384810006	36649	ARM-1	1
3600242336	6MOLIBORWSJ	60	Closed	Y	Y	N	10079000000400887	36649	ARM-1	2
3600842776	6MOLIBORWSJ	60	Closed	Y	N	N	10079000000400887	36591	ARM-1	1
3600242336	6MOLIBORWSJ	60	Closed	Y	Y	N	1004895693925667180	36591	ARM-1	1
3600360	NOINDEX	0	Closed	Y	Y	N	1000392939000162306	1000	FIX-1	1
3600362324	6MOLIBORWSJ	60	Closed	Y	N	N	1000896093925667750	36649	ARM-1	2
3600602000	6MOLIBORWSJ	60	Closed	Y	Y	N	1000165000036509882	36649	ARM-1	2
3600180	NOINDEX	0	Closed	Y	Y	N	1001393000081574044	366492ND	FIX-2	2
3600602000	6MOLIBORWSJ	60	Closed	Y	Y	N	10017191103292229	366492ND	FIX-2	2
3600180	NOINDEX	0	Closed	Y	Y	N	10016500003670936	36649	ARM-1	1
3600602000	6MOLIBORWSJ	60	Closed	Y	Y	N	100016500003654059	36649	ARM-1	1
3600360	NOINDEX	0	Closed	Y	Y	N	100033309410018018	36591	ARM-1	2
3600602000	6MOLIBORWSJ	60	Closed	Y	Y	N	100188920000210004	36649	ARM-1	2
3600360	NOINDEX	0	Closed	Y	Y	N	100050700000021198	1000	FIX-1	1
3600602000	6MOLIBORWSJ	60	Closed	Y	Y	N	100077910002811640	1000	FIX-1	1
3600360	NOINDEX	0	Closed	Y	Y	N	100254900000020372	36649	ARM-1	2
3600242336	6MOLIBORWSJ	60	Closed	Y	Y	N	100010400306379460	366492ND	FIX-2	2
3600602000	6MOLIBORWSJ	60	Closed	Y	Y	N	1000985000040136756	1000	FIX-1	1
3600360	NOINDEX	0	Closed	Y	Y	N	100036800000106410	1000	FIX-1	1
3600602000	6MOLIBORWSJ	60	Closed	Y	Y	N	100134001000165568	36649	ARM-1	1
3600242336	6MOLIBORWSJ	60	Closed	Y	Y	N	100099024090147430	36649	ARM-1	2
3600602000	6MOLIBORWSJ	60	Closed	Y	Y	N	100144687384940001	36649	ARM-1	2
3600842776	6MOLIBORWSJ	60	Closed	Y	Y	N	100319700000006647	36649	ARM-1	1
3600602000	6MOLIBORWSJ	60	Closed	Y	Y	N	100016500003645430	36649	ARM-1	2
3600362324	6MOLIBORWSJ	60	Closed	Y	Y	N	100010400306167592	36649	ARM-1	1
3600360	NOINDEX	0	Closed	Y	Y	N	100016500003672390	1000	FIX-1	1
3600242336	6MOLIBORWSJ	60	Closed	Y	Y	N	1000779100002821292	36591	ARM-1	2
3600360	NOINDEX	0	Closed	Y	Y	N	100060710000324490	366492ND	FIX-2	2
3600602000	6MOLIBORWSJ	60	Closed	Y	Y	N	10001650000359544	1000	FIX-1	1
3600360	NOINDEX	0	Closed	Y	Y	N	10012530002979536	366492ND	FIX-2	2
3600242336	6MOLIBORWSJ	60	Closed	Y	Y	N	100016500003656716	1000	FIX-2	2
3600360	NOINDEX	0	Closed	Y	Y	N	100039800000106899	36649	ARM-1	1
3600602000	6MOLIBORWSJ	60	Closed	Y	Y	N	1000790000000049869	36591	ARM-1	2
3600242336	6MOLIBORWSJ	60	Closed	Y	Y	N	100016500003656799	36649	ARM-1	1
3600602000	6MOLIBORWSJ	60	Closed	Y	Y	N	100297611032943884	1000	ARM-1	2
3600842776	6MOLIBORWSJ	60	Closed	Y	Y	N	100144687384900006	36649	ARM-1	1
3600362324	6MOLIBORWSJ	60	Closed	Y	Y	N	100016500003652442	366492ND	FIX-2	2
3600602000	6MOLIBORWSJ	60	Closed	Y	Y	N	100050700000020943	1000	FIX-1	1
3600360	NOINDEX	0	Closed	Y	Y	N	100016500003670936	36649	ARM-1	1
3600242336	6MOLIBORWSJ	60	Closed	Y	Y	N	100016500003655710	1000	ARM-1	2
3600360	NOINDEX	0	Closed	Y	Y	N	100245100006553710	366492ND	FIX-2	2
3600602000	6MOLIBORWSJ	60	Closed	Y	Y	N	100699024100024439	36649	ARM-1	2
3600842776	6MOLIBORWSJ	60	Closed	Y	Y	N	100144687385160005	36649	ARM-1	2
3600602000	6MOLIBORWSJ	60	Closed	Y	Y	N	100132600000118055	1000	ARM-1	1
3600602000	6MOLIBORWSJ	60	Closed	Y	Y	N	100039254500000884	36649	ARM-1	1
3600180	NOINDEX	0	Closed	Y	Y	N	100017600004495814	366492ND	FIX-2	2
3600242336	6MOLIBORWSJ	60	Closed	Y	Y	N	10018510890490797	36649	ARM-1	1
3600360	NOINDEX	0	Closed	Y	Y	N	100121700004903913	36649	ARM-1	2
3600602000	6MOLIBORWSJ	60	Closed	Y	Y	N	100207100000152246	1000	ARM-1	1
3600242336	6MOLIBORWSJ	60	Closed	Y	Y	N	100144687384950000	1000	ARM-1	1
3600602000	6MOLIBORWSJ	60	Closed	Y	Y	N	10016500003657870	36649	ARM-1	1
3600842776	6MOLIBORWSJ	60	Closed	Y	Y	N	10016390491540552	36649	ARM-1	1
3600602000	6MOLIBORWSJ	60	Closed	Y	Y	N	100207100000152923	1000	ARM-1	1
3600362324	6MOLIBORWSJ	60	Closed	Y	Y	N	100132600000115754	366492ND	FIX-2	2
3600602000	6MOLIBORWSJ	60	Closed	Y	Y	N	10008909925666208	36649	ARM-1	2
3600180	NOINDEX	0	Closed	Y	Y	N	1000165000001428770	36649	ARM-1	1
3600602000	6MOLIBORWSJ	60	Closed	Y	Y	N	100443400001428770	36649	ARM-1	1
3600842776	6MOLIBORWSJ	60	Closed	Y	Y	N	100050700000020950	366492ND	FIX-2	2
3600360	NOINDEX	0	Closed	Y	Y	N	10017511032954341	36649	ARM-1	1
3600242336	6MOLIBORWSJ	60	Closed	Y	Y	N	100076800000133132	36591	ARM-1	1
3600360	NOINDEX	0	Closed	Y	Y	N	100114758000019996	36649	ARM-1	2
3600602000	6MOLIBORWSJ	60	Closed	Y	Y	N	100039254600000935	36649	ARM-1	1
3600842776	6MOLIBORWSJ	60	Closed	Y	Y	N	100036800000107137	1000	ARM-1	1
3600602000	6MOLIBORWSJ	60	Closed	Y	Y	N	100016500003655744	36591	ARM-1	2
3600602000	6MOLIBORWSJ	60	Closed	Y	Y	N	1000443400001428770	36649	ARM-1	1
3600242336	6MOLIBORWSJ	60	Closed	Y	Y	N	100114758000019459	36649	ARM-1	1
3600360	NOINDEX	0	Closed	Y	Y	N	100050700000020950	366492ND	FIX-2	2
3600602000	6MOLIBORWSJ	60	Closed	Y	Y	N	100132600000118048	1000	ARM-1	1
3600360	NOINDEX	0	Closed	Y	Y	N	100050700000021024	1000	ARM-1	1
3600602000	6MOLIBORWSJ	60	Closed	Y	Y	N	100050700000021065	366492ND	FIX-2	2
3600180	NOINDEX	0	Closed	Y	Y	N	10001650000365514	36649	ARM-1	1
3600242336	6MOLIBORWSJ	60	Closed	Y	Y	N	100016500003652599	36649	ARM-1	2
3600602000	6MOLIBORWSJ	60	Closed	Y	Y	N	1000443400001428457	36591	ARM-1	1
3600360	NOINDEX	0	Closed	Y	Y	N	10027480300165585	36649	ARM-1	1

360024/436	6MOLIBORWSJ	0	Closed	Y	N	Y	1002761103282165	36649	ARM-1	2
3600360	NOINDEX	0	Closed	Y	Y	Y	10005760200091465	1000	FX-1	1
360024/436	6MOLIBORWSJ	0	Closed	Y	Y	Y	100039080950129478	36649	ARM-1	2
360024/436	6MOLIBORWSJ	60	Closed	Y	N	Y	10015460000030048	1000	ARM-1	1
360036/424	6MOLIBORWSJ	60	Closed	Y	N	Y	100144600097385761	36649	ARM-1	1
3600360	NOINDEX	0	Closed	Y	Y	Y	100099024100031830	1000	FX-2	2
3600360	NOINDEX	0	Closed	Y	Y	Y	100185400241000188	36649	FX-2	2
360024/436	6MOLIBORWSJ	60	Closed	Y	Y	Y	100144697385830003	36591	ARM-1	1
360024/436	6MOLIBORWSJ	60	Closed	Y	Y	Y	100175111032864134	36649	ARM-1	1
360024/436	6MOLIBORWSJ	60	Closed	Y	N	Y	10010430065046140	36649	ARM-1	2
3600360	NOINDEX	0	Closed	Y	N	Y	100134001000170048	1000	ARM-1	2
3600360	NOINDEX	0	Closed	Y	N	Y	100089609925667925	36591	ARM-1	2
360024/436	6MOLIBORWSJ	60	Closed	Y	Y	Y	100016500003657953	36649	FX-2	2
360036/424	6MOLIBORWSJ	60	Closed	Y	Y	Y	100077910002815849	1000	FX-1	1
360036/424	6MOLIBORWSJ	60	Closed	Y	Y	Y	100183300000159781	36591	ARM-1	1
360036/424	6MOLIBORWSJ	60	Closed	Y	Y	Y	100077910002834831	1000	ARM-1	2
3600360	NOINDEX	0	Closed	Y	Y	Y	100039268300019085	36649	ARM-1	1
360024/436	6MOLIBORWSJ	60	Closed	Y	Y	Y	100103804915543721	36649	ARM-1	1
360024/436	6MOLIBORWSJ	60	Closed	Y	Y	Y	100016500003688133	36649	ARM-1	2
360036/424	6MOLIBORWSJ	60	Closed	Y	Y	Y	100144697386090004	36649	ARM-1	2
360024/436	6MOLIBORWSJ	60	Closed	Y	Y	Y	100077910002826358	36591	ARM-1	2
360024/436	6MOLIBORWSJ	60	Closed	Y	Y	Y	100176000110040108	36649	ARM-1	2
360024/436	6MOLIBORWSJ	60	Closed	Y	Y	Y	100016500003346508	36649	ARM-1	1
360024/436	6MOLIBORWSJ	60	Closed	Y	Y	Y	100089609925666943	36649	ARM-1	2
3600360	NOINDEX	0	Closed	Y	Y	Y	100016500003671376	1000	FX-1	1
360060/900	6MOLIBORWSJ	60	Closed	Y	Y	Y	100103804915541162	36649	ARM-1	1
360024/436	6MOLIBORWSJ	60	Closed	Y	Y	Y	100016500003657812	36649	ARM-1	2
3600360	NOINDEX	0	Closed	Y	Y	Y	100039271450000133	36649	FX-1	2
360024/436	6MOLIBORWSJ	60	Closed	Y	N	Y	100016500003196606	36591	ARM-1	2
360036/424	6MOLIBORWSJ	60	Closed	Y	Y	Y	100303900004122704	1000	FX-1	2
360024/436	6MOLIBORWSJ	60	Closed	Y	Y	Y	100203011032975179	36649	ARM-1	2
360024/436	6MOLIBORWSJ	60	Closed	Y	Y	Y	100144697386130007	36649	ARM-1	2
3600360	NOINDEX	0	Closed	Y	Y	Y	100299820041007757	36649	ARM-1	2
360024/436	6MOLIBORWSJ	60	Closed	Y	Y	Y	100114758000020101	36649	ARM-1	2
360024/436	6MOLIBORWSJ	60	Closed	Y	Y	Y	100132690000118958	36649	ARM-1	2
360036/424	6MOLIBORWSJ	60	Closed	Y	Y	Y	10007204090009141	36591	ARM-1	1
360024/436	6MOLIBORWSJ	60	Closed	Y	Y	Y	100036800900108145	36591	ARM-1	1
360036/424	6MOLIBORWSJ	60	Closed	Y	Y	Y	100099024100041433	36649	ARM-1	1
360024/436	6MOLIBORWSJ	60	Closed	Y	Y	Y	100185400241000261	1000	ARM-1	1
360060/900	6MOLIBORWSJ	60	Closed	Y	Y	Y	100016500003650106	36591	ARM-1	1
3600360	NOINDEX	0	Closed	Y	N	Y	100016500003661641	36649	FX-1	1
360060/900	6MOLIBORWSJ	60	Closed	Y	N	Y	100089609925667974	1000	ARM-1	2
360024/436	6MOLIBORWSJ	60	Closed	Y	N	Y	100016500003659462	36649	ARM-1	2
360024/436	6MOLIBORWSJ	60	Closed	Y	Y	Y	100103804915541444	1000	ARM-1	1
3600360	NOINDEX	0	Closed	Y	N	Y	100016500003683561	1000	FX-1	1
360024/436	6MOLIBORWSJ	60	Closed	Y	N	Y	100057602000091838	1000	ARM-1	1
360024/436	6MOLIBORWSJ	60	Closed	Y	Y	Y	10003300090044688	36649	ARM-1	2
360036/424	6MOLIBORWSJ	60	Closed	Y	N	Y	100132690000121976	1000	ARM-1	1
360036/424	6MOLIBORWSJ	60	Closed	Y	Y	Y	100279900000716943	1000	ARM-1	1
360060/900	6MOLIBORWSJ	60	Closed	Y	Y	Y	100077910002846208	36649	ARM-1	1
360060/900	6MOLIBORWSJ	60	Closed	Y	Y	Y	10025300028799924	36649	ARM-1	1
3600360	NOINDEX	0	Closed	Y	Y	Y	10021310001410129	36591	ARM-1	1
360060/900	6MOLIBORWSJ	60	Closed	Y	Y	Y	10015460000025667	1000	FX-1	1
360024/436	6MOLIBORWSJ	60	Closed	Y	Y	Y	100144697386390007	36649	ARM-1	2
3600360	NOINDEX	0	Closed	Y	N	Y	100089609925666943	36649	ARM-1	1
360024/436	6MOLIBORWSJ	60	Closed	Y	Y	Y	100203011032988594	1000	FX-1	1
3600360	NOINDEX	0	Closed	Y	N	Y	100046960000348552	1000	FX-2	2
360060/900	6MOLIBORWSJ	60	Closed	Y	N	Y	100132690000121810	1000	FX-1	1
3600360	NOINDEX	0	Closed	Y	Y	Y	100103804915543192	1000	FX-1	1
360024/436	6MOLIBORWSJ	60	Closed	Y	Y	Y	100103804915541915	36649	ARM-1	1
3600360	NOINDEX	0	Closed	Y	N	Y	10017600004095921	36649	ARM-1	1
360060/900	6MOLIBORWSJ	60	Closed	Y	Y	Y	100099024100045012	1000	FX-1	2
3600360	NOINDEX	0	Closed	Y	Y	Y	10025490000020510	36649	ARM-1	2

360/180	NOINDEX	0	Closed	Y	N	Y	100985600040137705	36649ZND	FIX-2	2
360/660/200	GMOLIBORWSJ	0	Closed	Y	Y	Y	10026400410120098	36649	ARM-1	1
360/660/200	GMOLIBORWSJ	0	Closed	Y	N	Y	100104300670402855	36591	ARM-1	1
180/180	NOINDEX	0	Closed	Y	N	Y	100239520041008011	36649ZND	FIX-2	2
360/024/2336	GMOLIBORWSJ	60	Closed	Y	Y	Y	100204100000523340	36649	ARM-1	1
360/024/2336	GMOLIBORWSJ	60	Closed	Y	Y	Y	100132690000121778	1000	ARM-1	1
360/360	GMOLIBORWSJ	60	Closed	Y	N	Y	100144697387590001	1000	ARM-1	1
360/024/2336	GMOLIBORWSJ	60	Closed	Y	Y	Y	10013303315	36649FIX	FIX-1	1
360/360	NOINDEX	0	Closed	Y	Y	Y	10007791002816177	36649FIX	FIX-1	1
360/024/2336	GMOLIBORWSJ	60	Closed	Y	Y	Y	10007791002816177	36649	ARM-1	1
360/024/2336	GMOLIBORWSJ	60	Closed	Y	N	Y	100189507502288528	36591	ARM-1	2
360/660/200	GMOLIBORWSJ	60	Closed	Y	N	Y	10016500003657838	36649ZND	ARM-1	2
360/180	NOINDEX	0	Closed	Y	Y	Y	10005070000020992	36649	FIX-2	2
360/360	GMOLIBORWSJ	0	Closed	Y	Y	Y	100016500003678058	1000	ARM-1	1
360/360	NOINDEX	0	Closed	Y	Y	Y	100016500003678058	1000	FIX-1	1
180/180	NOINDEX	0	Closed	Y	Y	Y	10001650000366628	1000	ARM-1	2
360/060/200	GMOLIBORWSJ	60	Closed	Y	N	Y	10001650000366628	36649	ARM-1	2
360/036/224	GMOLIBORWSJ	60	Closed	Y	Y	Y	100144697387690009	36591	ARM-1	2
360/024/2336	GMOLIBORWSJ	60	Closed	Y	Y	Y	100016500003680203	1000	ARM-1	1
360/024/2336	GMOLIBORWSJ	60	Closed	Y	Y	Y	100204100000527386	1000	FIX-2	2
360/060/200	GMOLIBORWSJ	60	Closed	Y	N	Y	10003909200007507	36591	ARM-1	2
360/024/2336	GMOLIBORWSJ	60	Closed	Y	Y	Y	100144697387730003	36649	ARM-1	1
360/024/2336	GMOLIBORWSJ	60	Closed	Y	Y	Y	100077910002766257	36649	ARM-1	1
360/060/200	GMOLIBORWSJ	60	Closed	Y	N	Y	1000896992568568	1000	ARM-1	2
360/036/224	GMOLIBORWSJ	60	Closed	Y	Y	Y	100077910002696181	36649	ARM-1	2
360/024/2336	GMOLIBORWSJ	60	Closed	Y	Y	Y	100077910002732853	36649	ARM-1	2
360/024/2336	GMOLIBORWSJ	0	Closed	Y	Y	Y	100077910002765366	36649	ARM-1	2
360/036/224	GMOLIBORWSJ	60	Closed	Y	Y	Y	100077910002716583	36649	ARM-1	1
360/024/2336	GMOLIBORWSJ	60	Closed	Y	Y	Y	100132690000119327	1000	ARM-1	1
360/180	NOINDEX	0	Closed	Y	Y	Y	100073204100012724	36649	ARM-1	1
360/060/200	GMOLIBORWSJ	60	Closed	Y	Y	Y	10024610006538367	36591	FIX-2	2
360/180	NOINDEX	0	Closed	Y	Y	Y	100016500003684718	36649ZND	ARM-1	2
360/060/200	GMOLIBORWSJ	60	Closed	Y	N	Y	100077910002607485	36649	ARM-1	1
360/036/224	GMOLIBORWSJ	60	Closed	Y	Y	Y	100077910002381339	36649	ARM-1	1
360/024/2336	GMOLIBORWSJ	60	Closed	Y	Y	Y	100077910002684757	36591	ARM-1	2
360/036/224	GMOLIBORWSJ	60	Closed	Y	Y	Y	100077910002665439	36591	ARM-1	2
360/024/2336	GMOLIBORWSJ	60	Closed	Y	Y	Y	100132690000120713	1000	ARM-1	1
360/060/200	GMOLIBORWSJ	0	Closed	Y	Y	Y	100016500003691929	36649ZND	FIX-2	2
360/180	NOINDEX	0	Closed	Y	Y	Y	10019890600041439	36649ZND	FIX-2	2
360/060/200	GMOLIBORWSJ	60	Closed	Y	Y	Y	100144697387890000	36649	ARM-1	2
360/360	NOINDEX	0	Closed	Y	Y	Y	100065340065526812	36649FIX	FIX-1	1
360/180	NOINDEX	0	Closed	Y	Y	Y	100016500003686317	1000	ARM-1	1
360/024/2336	GMOLIBORWSJ	60	Closed	Y	Y	Y	100144697387770099	1000	FIX-2	2
360/060/200	GMOLIBORWSJ	60	Closed	Y	Y	Y	1001713004104743	36591	ARM-1	1
360/024/2336	GMOLIBORWSJ	60	Closed	Y	N	Y	1000333000093365651	36649	ARM-1	1
360/060/200	GMOLIBORWSJ	60	Closed	Y	N	Y	100077910002896922	1000	ARM-1	2
360/024/2336	GMOLIBORWSJ	60	Closed	Y	N	Y	100039264100005391	36591	ARM-1	1
360/036/224	GMOLIBORWSJ	60	Closed	Y	Y	Y	100203011033056169	36649FIX	FIX-1	1
360/060/200	GMOLIBORWSJ	60	Closed	Y	Y	Y	100666001000053139	36649ZND	ARM-1	2
360/360	NOINDEX	0	Closed	Y	Y	Y	10011501000061194	1000	FIX-2	2
360/180	NOINDEX	0	Closed	Y	Y	Y	100144697387820000	36649ZND	FIX-2	2
360/024/2336	GMOLIBORWSJ	60	Closed	Y	N	Y	100183300000161043	36649	ARM-1	2
360/360	NOINDEX	0	Closed	Y	Y	Y	100198920000239003	1000	FIX-2	2
360/360	NOINDEX	0	Closed	Y	Y	Y	100016500003682530	1000	FIX-1	1
180/180	NOINDEX	0	Closed	Y	Y	Y	10011475700000626	36649	ARM-1	1
360/060/200	GMOLIBORWSJ	60	Closed	Y	Y	Y	100077910002876288	36649	ARM-1	2
360/360	NOINDEX	0	Closed	Y	Y	Y	100121710004902071	36591	ARM-1	2
360/024/2336	GMOLIBORWSJ	60	Closed	Y	N	Y	10010980000040221	1000	FIX-2	2
360/060/200	GMOLIBORWSJ	60	Closed	Y	Y	Y	10010980000040239	36649ZND	ARM-1	2
360/060/200	GMOLIBORWSJ	60	Closed	Y	Y	Y	100016500003672093	1000	ARM-1	1
360/060/200	GMOLIBORWSJ	60	Closed	Y	Y	Y	1000183300000164518	1000	ARM-1	2
360/024/2336	GMOLIBORWSJ	60	Closed	Y	N	Y	1000896992566844	36649	ARM-1	2
360/036/224	GMOLIBORWSJ	60	Closed	Y	N	Y	100099024100063437	36649	ARM-1	1
360/060/200	GMOLIBORWSJ	60	Closed	Y	Y	Y	10004680000349675	1000	ARM-1	1
360/024/2336	GMOLIBORWSJ	60	Closed	Y	Y	Y	100016500003675864	1000	FIX-2	2
360/180	NOINDEX	0	Closed	Y	Y	Y	100075420040028051	1000	ARM-1	1
360/360	NOINDEX	0	Closed	Y	Y	Y	100099023990025018	1000	FIX-1	1
360/060/200	GMOLIBORWSJ	60	Closed	Y	N	Y	100287611033067105	1000	ARM-1	1
360/360	NOINDEX	0	Closed	Y	Y	Y		1000	FIX-2	2
360/024/2336	GMOLIBORWSJ	60	Closed	Y	N	Y		1000	FIX-1	1
360/024/2336	GMOLIBORWSJ	60	Closed	Y	N	Y		1000	ARM-1	2

360/180	NOINDEX	0	Closed	Y	N	Y	Y	10003300000039179	1000	FIX-2	2
360/024/236	6MOLIBORWSJ	60	Closed	Y	N	Y	Y	100098500040138133	1000	ARM-1	2
360/360	NOINDEX	0	Closed	Y	N	Y	Y	100089609925668550	36649FX	FIX-1	2
360/060/200	6MOLIBORWSJ	60	Closed	Y	N	Y	Y	100018500003888891	1000	ARM-1	2
360/024/236	6MOLIBORWSJ	60	Closed	Y	N	Y	Y	100098500040138562	36649	ARM-1	1
360/060/200	6MOLIBORWSJ	60	Closed	Y	N	Y	Y	1003717304100000126	1000	ARM-1	2
360/060/200	6MOLIBORWSJ	60	Closed	Y	N	Y	Y	100085300000124479	1000	ARM-1	1
360/024/236	6MOLIBORWSJ	0	Closed	Y	N	Y	Y	100016500003676474	36649FX	ARM-1	1
360/360	NOINDEX	0	Closed	Y	N	Y	Y	100198900600041405	1000	FIX-1	1
360/360	NOINDEX	0	Closed	Y	N	Y	Y	100144637286310003	1000	FIX-1	1
360/024/236	6MOLIBORWSJ	60	Closed	Y	N	Y	Y	100093900000038845	36649FX	ARM-1	1
360/024/236	6MOLIBORWSJ	60	Closed	Y	N	Y	Y	100299820041007930	36649FX	ARM-1	2
360/060/200	6MOLIBORWSJ	60	Closed	Y	N	Y	Y	100093900000038845	36649	ARM-1	1
360/060/200	6MOLIBORWSJ	60	Closed	Y	N	Y	Y	10009902410061837	1000	ARM-1	2
360/360	NOINDEX	0	Closed	Y	N	Y	Y	100245711033070439	36591	ARM-1	1
360/060/200	6MOLIBORWSJ	60	Closed	Y	N	Y	Y	100185400241000543	1000	ARM-1	1
360/036/224	6MOLIBORWSJ	60	Closed	Y	N	Y	Y	100316111033070881	36649	ARM-1	2
360/060/200	6MOLIBORWSJ	60	Closed	Y	N	Y	Y	100268400410190067	36649	ARM-1	1
360/024/236	6MOLIBORWSJ	60	Closed	Y	N	Y	Y	100183300000161076	36649ZND	FIX-2	2
360/060/200	6MOLIBORWSJ	60	Closed	Y	N	Y	Y	10007900000046802	1000	ARM-1	2
360/024/236	6MOLIBORWSJ	0	Closed	Y	N	Y	Y	100300915000562250	36649	ARM-1	2
360/024/236	6MOLIBORWSJ	0	Closed	Y	N	Y	Y	10030091500059922	36591	ARM-1	2
360/036/224	6MOLIBORWSJ	0	Closed	Y	N	Y	Y	100300915000359988	36649	ARM-1	1
360/360	NOINDEX	0	Closed	Y	N	Y	Y	100300915000549653	1000	FIX-1	1
360/360	NOINDEX	0	Closed	Y	N	Y	Y	100300915000578504	36649FX	FIX-1	2
360/180	NOINDEX	0	Closed	Y	N	Y	Y	10008291111143274	36649	ARM-1	1
360/060/200	6MOLIBORWSJ	60	Closed	Y	N	Y	Y	10007791000290819	1000	ARM-1	2
360/024/236	6MOLIBORWSJ	60	Closed	Y	N	Y	Y	100044300001430842	36591	ARM-1	1
360/036/224	6MOLIBORWSJ	60	Closed	Y	N	Y	Y	10009902410061837	1000	ARM-1	1
360/024/236	6MOLIBORWSJ	60	Closed	Y	N	Y	Y	1000333000099046172	36649	ARM-1	1
360/024/236	6MOLIBORWSJ	60	Closed	Y	N	Y	Y	10016500003883249	1000	FIX-1	1
360/360	NOINDEX	0	Closed	Y	N	Y	Y	100107304306000031	1000	FIX-1	1
360/360	NOINDEX	0	Closed	Y	N	Y	Y	100203011033076050	36649FX	ARM-1	1
360/060/200	6MOLIBORWSJ	60	Closed	Y	N	Y	Y	100016500003671392	36591	ARM-1	1
360/060/200	6MOLIBORWSJ	60	Closed	Y	N	Y	Y	1000333000099040027	36649FX	FIX-1	1
360/060/200	6MOLIBORWSJ	60	Closed	Y	N	Y	Y	100016500003664888	36649FX	ARM-1	1
360/024/236	6MOLIBORWSJ	120	Closed	Y	N	Y	Y	100099024100001056	1000	FIX-1	1
360/024/236	6MOLIBORWSJ	60	Closed	Y	N	Y	Y	100071500140019630	1000	ARM-1	2
360/024/236	6MOLIBORWSJ	60	Closed	Y	N	Y	Y	10007910002909196	1000	ARM-1	1
360/024/236	6MOLIBORWSJ	60	Closed	Y	N	Y	Y	100089809925668469	1000	ARM-1	2
360/060/200	6MOLIBORWSJ	60	Closed	Y	N	Y	Y	100255500000004902	36591	ARM-1	2
360/024/236	6MOLIBORWSJ	60	Closed	Y	N	Y	Y	10003929300011534	36649	ARM-1	1
360/060/200	6MOLIBORWSJ	60	Closed	Y	N	Y	Y	10010380491544638	36649	ARM-1	2
360/024/236	6MOLIBORWSJ	60	Closed	Y	N	Y	Y	10010380491544489	36649	ARM-1	2
360/180	NOINDEX	0	Closed	Y	N	Y	Y	100071500240004482	36649ZND	FIX-2	2
360/060/200	6MOLIBORWSJ	60	Closed	Y	N	Y	Y	1000791000276210	1000	ARM-1	2
360/024/236	6MOLIBORWSJ	60	Closed	Y	N	Y	Y	100214310001410565	36649	ARM-1	1
360/036/224	6MOLIBORWSJ	60	Closed	Y	N	Y	Y	10014767000005525	1000	ARM-1	1
360/180	NOINDEX	0	Closed	Y	N	Y	Y	100016500003679775	36649ZND	FIX-2	2
360/024/236	6MOLIBORWSJ	60	Closed	Y	N	Y	Y	100104300450407595	36591	ARM-1	1
360/360	NOINDEX	0	Closed	Y	N	Y	Y	100274830200185921	36649FX	FIX-1	1
360/024/236	6MOLIBORWSJ	0	Closed	Y	N	Y	Y	100121700041001642	1000	ARM-1	1
360/024/236	6MOLIBORWSJ	0	Closed	Y	N	Y	Y	100089809925667586	36649	ARM-1	1
360/060/200	6MOLIBORWSJ	60	Closed	Y	N	Y	Y	100317304100000134	1000	ARM-1	1
360/360	NOINDEX	0	Closed	Y	N	Y	Y	100089809925667370	36649	FIX-1	1
360/060/200	6MOLIBORWSJ	60	Closed	Y	N	Y	Y	100095600010135532	36591	ARM-1	1
360/024/236	6MOLIBORWSJ	60	Closed	Y	N	Y	Y	10007000410190005	36649	ARM-1	2
360/060/200	6MOLIBORWSJ	60	Closed	Y	N	Y	Y	100253400041015037	36591	ARM-1	1
360/180	NOINDEX	0	Closed	Y	N	Y	Y	100299820041008243	36649ZND	FIX-2	2
360/360	NOINDEX	0	Closed	Y	N	Y	Y	100207100000153111	36649FX	FIX-1	1
360/036/224	6MOLIBORWSJ	60	Closed	Y	N	Y	Y	10006800900110867	1000	ARM-1	2
360/036/224	6MOLIBORWSJ	60	Closed	Y	N	Y	Y	10012250201190157	1000	ARM-1	2
360/024/236	6MOLIBORWSJ	60	Closed	Y	N	Y	Y	100151501000061368	36649	ARM-1	1
360/060/200	6MOLIBORWSJ	60	Closed	Y	N	Y	Y	10014150000049087	36591	ARM-1	1
360/024/236	6MOLIBORWSJ	24	Closed	Y	N	Y	Y	10014150000049426	36649	ARM-1	1
360/024/236	6MOLIBORWSJ	24	Closed	Y	N	Y	Y	10014150000044880	36649	ARM-1	2
360/360	1YRLIBOR	24	Closed	Y	N	Y	Y	10014150000050242	36649	ARM-1	1
360/024/236	6MOLIBORWSJ	24	Closed	Y	N	Y	Y	100141500000048121	36649	ARM-1	1
360/060/200	6MOLIBORWSJ	60	Closed	Y	N	Y	Y	10014150000052149	1000	ARM-1	2
360/024/236	6MOLIBORWSJ	60	Closed	Y	N	Y	Y	10014150000052073	36649	ARM-1	1
360/024/236	6MOLIBORWSJ	0	Closed	Y	N	Y	Y	10014150000051240	36649	ARM-1	1
360/024/236	6MOLIBORWSJ	0	Closed	Y	N	Y	Y	100141500000590721	36649	ARM-1	1

360/060/200	6MOLIBORWSJ	60	Closed	Y	N	Y	100062700110941356	36649	ARM-1	1
360/060/200	6MOLIBORWSJ	60	Closed	Y	N	Y	100062700110941463	36649	ARM-1	1
360/060/200	6MOLIBORWSJ	60	Closed	Y	N	Y	100062700111901649	36649	ARM-1	1
360/036/224	6MOLIBORWSJ	36	Closed	Y	N	Y	100062700112108731	36649	ARM-1	1
360/036/224	6MOLIBORWSJ	36	Closed	Y	N	Y	100062700112108814	36649	ARM-1	2
360/036/224	6MOLIBORWSJ	36	Closed	Y	N	Y	100062700112405802	36649	ARM-1	1
360/060/200	6MOLIBORWSJ	60	Closed	Y	N	Y	100062700112800055	36649	ARM-1	1
360/036/224	6MOLIBORWSJ	36	Closed	Y	N	Y	100062700112800121	36649	ARM-1	1
360/036/200	6MOLIBORWSJ	120	Closed	Y	N	Y	100062700121503888	36649	ARM-1	1
360/036/200	6MOLIBORWSJ	120	Closed	Y	N	Y	100062700121503914	36649	ARM-1	1
360/036/200	6MOLIBORWSJ	120	Closed	Y	N	Y	100062700121504037	36649	ARM-1	1
360/036/200	6MOLIBORWSJ	120	Closed	Y	N	Y	100062700121511883	36649	ARM-1	1
360/060/200	6MOLIBORWSJ	60	Closed	Y	N	Y	100062700121512303	36649	ARM-1	1
360/060/200	6MOLIBORWSJ	60	Closed	Y	N	Y	100062700121512444	36649	ARM-1	2
360/060/200	6MOLIBORWSJ	60	Closed	Y	N	Y	100062700121512483	36649	ARM-1	1
360/036/200	6MOLIBORWSJ	60	Closed	Y	N	Y	100062700121513541	36649	ARM-1	1
360/060/200	6MOLIBORWSJ	60	Closed	Y	N	Y	100062700121513608	36649	ARM-1	2
360/060/200	6MOLIBORWSJ	60	Closed	Y	N	Y	100062700121513988	36649	ARM-1	1
360/060/200	6MOLIBORWSJ	60	Closed	Y	N	Y	100062700121514127	1000	ARM-1	1
360/060/200	6MOLIBORWSJ	60	Closed	Y	N	Y	100062700121514267	36649	ARM-1	1
360/060/200	6MOLIBORWSJ	60	Closed	Y	N	Y	100062700121515884	36649	ARM-1	1
360/060/200	6MOLIBORWSJ	36	Closed	Y	N	Y	100062700121516361	36649	ARM-1	1
360/036/224	6MOLIBORWSJ	36	Closed	Y	N	Y	100062712300002659	36649	ARM-1	1
360/060/200	6MOLIBORWSJ	60	Closed	Y	N	Y	100062712300003194	36649	ARM-1	1
360/060/200	6MOLIBORWSJ	60	Closed	Y	N	Y	100062712300003905	36649	ARM-1	1
360/060/200	6MOLIBORWSJ	60	Closed	Y	N	Y	100062712300004069	36649	ARM-1	1
360/060/200	6MOLIBORWSJ	120	Closed	Y	N	Y	100062712300007237	36649	ARM-1	1
360/060/200	6MOLIBORWSJ	60	Closed	Y	N	Y	10006270120265787	36649	ARM-1	1
360/060/200	6MOLIBORWSJ	60	Closed	Y	N	Y	100062701202664472	36649	ARM-1	1
360/060/200	6MOLIBORWSJ	60	Closed	Y	N	Y	100062701202665776	36649	ARM-1	1
360/060/200	6MOLIBORWSJ	60	Closed	Y	N	Y	100062701202665934	36649	ARM-1	1
360/060/200	6MOLIBORWSJ	60	Closed	Y	N	Y	100062701202665927	36649	ARM-1	1
360/060/200	6MOLIBORWSJ	60	Closed	Y	N	Y	100062701202667178	36649	ARM-1	1
360/060/200	6MOLIBORWSJ	60	Closed	Y	N	Y	100062701202667236	36649	ARM-1	1
360/060/200	6MOLIBORWSJ	60	Closed	Y	N	Y	100062701202668283	36649	ARM-1	1
360/060/200	6MOLIBORWSJ	120	Closed	Y	N	Y	100062701202668630	36649	ARM-1	1
360/060/200	6MOLIBORWSJ	60	Closed	Y	N	Y	100062701202668697	36649	ARM-1	2
360/060/200	6MOLIBORWSJ	36	Closed	Y	N	Y	100062701202669554	36649	ARM-1	1
360/060/200	6MOLIBORWSJ	60	Closed	Y	N	Y	100062701202670313	36649	ARM-1	1
360/060/200	6MOLIBORWSJ	60	Closed	Y	N	Y	100062701202670536	36649	ARM-1	1
360/060/200	6MOLIBORWSJ	120	Closed	Y	N	Y	100062701202670651	36649	ARM-1	2
360/060/200	6MOLIBORWSJ	60	Closed	Y	N	Y	100062701202671014	36649	ARM-1	1
360/060/200	6MOLIBORWSJ	84	Closed	Y	N	Y	100062701202671378	36649	ARM-1	1
360/060/200	6MOLIBORWSJ	60	Closed	Y	N	Y	100062701202671428	36649	ARM-1	1
360/060/200	6MOLIBORWSJ	60	Closed	Y	N	Y	100062701202671618	36649	ARM-1	1
360/060/200	6MOLIBORWSJ	36	Closed	Y	N	Y	100062701202672863	36649	ARM-1	1
360/036/224	6MOLIBORWSJ	36	Closed	Y	N	Y	1000627012026750756	36649	ARM-1	1
360/036/224	6MOLIBORWSJ	36	Closed	Y	N	Y	10006270120267502059	36649	ARM-1	1
360/036/224	6MOLIBORWSJ	120	Closed	Y	N	Y	1000627001322389988	36649	ARM-1	1
360/036/200	6MOLIBORWSJ	120	Closed	Y	N	Y	1000627001322393388	36649	ARM-1	1
360/036/200	6MOLIBORWSJ	60	Closed	Y	N	Y	1000627001322394022	36649	ARM-1	1
360/036/200	6MOLIBORWSJ	60	Closed	Y	N	Y	1000627001322397009	36649	ARM-1	1
360/036/200	6MOLIBORWSJ	60	Closed	Y	N	Y	1000627001322397652	36649	ARM-1	2
360/036/200	6MOLIBORWSJ	60	Closed	Y	N	Y	1000627001322399633	36649	ARM-1	1
360/060/200	6MOLIBORWSJ	60	Closed	Y	N	Y	100062700150113932	36649	ARM-1	1
360/060/200	6MOLIBORWSJ	60	Closed	Y	N	Y	100062700150114278	36649	ARM-1	1
360/060/200	6MOLIBORWSJ	60	Closed	Y	N	Y	100062700150114831	36649	ARM-1	2
360/060/200	6MOLIBORWSJ	60	Closed	Y	N	Y	100062700151002520	36649	ARM-1	1
360/036/224	6MOLIBORWSJ	120	Closed	Y	N	Y	100062700310319291	36649	ARM-1	2
360/036/224	6MOLIBORWSJ	36	Closed	Y	N	Y	100062700310313331	36649	ARM-1	1
360/060/200	6MOLIBORWSJ	60	Closed	Y	N	Y	100062700310314255	36649	ARM-1	1
360/060/200	6MOLIBORWSJ	60	Closed	Y	N	Y	100062700310314602	36649	ARM-1	1
360/060/200	6MOLIBORWSJ	60	Closed	Y	N	Y	100062700310314776	36649	ARM-1	1
360/060/200	6MOLIBORWSJ	60	Closed	Y	N	Y	100062700310314824	36649	ARM-1	1
360/060/200	6MOLIBORWSJ	60	Closed	Y	N	Y	100062700310314875	36649	ARM-1	1
360/060/200	6MOLIBORWSJ	60	Closed	Y	N	Y	100062700310314883	36649	ARM-1	1
360/060/200	6MOLIBORWSJ	60	Closed	Y	N	Y	100062700310315583	36649	ARM-1	1
360/060/200	6MOLIBORWSJ	60	Closed	Y	N	Y	100062700310315641	36649	ARM-1	1
360/060/200	6MOLIBORWSJ	60	Closed	Y	N	Y	100062700310315708	36649	ARM-1	1
360/060/200	6MOLIBORWSJ	60	Closed	Y	N	Y	100062700310315740	36649	ARM-1	1
360/060/200	6MOLIBORWSJ	60	Closed	Y	N	Y	100062700310315757	36649	ARM-1	1
360/060/200	6MOLIBORWSJ	60	Closed	Y	N	Y	100062700310315823	36649	ARM-1	1
360/060/200	6MOLIBORWSJ	60	Closed	Y	N	Y	100062700310315869	36649	ARM-1	1
360/060/200	6MOLIBORWSJ	60	Closed	Y	N	Y	100062700310315956	36649	ARM-1	1
360/036/224	6MOLIBORWSJ	36	Closed	Y	N	Y	100062700310315963	36649	ARM-1	1
360/060/200	6MOLIBORWSJ	60	Closed	Y	N	Y	100062700310316409	36649	ARM-1	1
360/036/224	6MOLIBORWSJ	36	Closed	Y	N	Y	100062700310316714	36649	ARM-1	2
360/060/200	6MOLIBORWSJ	60	Closed	Y	N	Y	100062700310316938	36649	ARM-1	1
360/036/224	6MOLIBORWSJ	120	Closed	Y	N	Y	100062700310317621	36649	ARM-1	1
360/060/200	6MOLIBORWSJ	60	Closed	Y	N	Y	100062700311804601	36649	ARM-1	1
360/060/200	6MOLIBORWSJ	60	Closed	Y	N	Y	100062700312012949	36649	ARM-1	2

360/360	1YRLIBOR	60	Closed	Y	N	Y	Y	Y	Y	100141500000054517	36649	ARM-1	2
360/360	1YRLIBOR	60	Closed	Y	Y	Y	Y	Y	Y	100141500000054137	36649	ARM-1	1
360/360	1YRLIBOR	60	Closed	Y	Y	Y	Y	Y	Y	100141500000055902	36649	ARM-1	1
360/360	1YRLIBOR	60	Closed	Y	N	Y	Y	Y	Y	100141500000053956	36649	ARM-1	2
360/360	1YRLIBOR	60	Closed	Y	Y	Y	Y	Y	Y	100141500000055175	36649	ARM-1	2
360/360	1YRLIBOR	60	Closed	Y	N	Y	Y	Y	Y	100141500000054913	36649	ARM-1	1
360/360	1YRLIBOR	60	Closed	Y	Y	Y	Y	Y	Y	100141500000055682	36649	ARM-1	1
360/360	1YRLIBOR	60	Closed	Y	Y	Y	Y	Y	Y	100141500000054749	36649	ARM-1	2
360/360	1YRLIBOR	60	Closed	Y	Y	Y	Y	Y	Y	100141500000057163	36649	ARM-1	2
360/360	1YRLIBOR	60	Closed	Y	Y	Y	Y	Y	Y	100141500000057536	36649	ARM-1	2
360/360	1YRLIBOR	60	Closed	Y	Y	Y	Y	Y	Y	100141500000056264	36649	ARM-1	1
360/360	1YRLIBOR	60	Closed	Y	Y	Y	Y	Y	Y	100141500000054624	36649	ARM-1	1
360/360	1YRLIBOR	60	Closed	Y	Y	Y	Y	Y	Y	100141500000053519	36649	ARM-1	1
360/360	1YRLIBOR	60	Closed	Y	Y	Y	Y	Y	Y	100141500000056868	36649	ARM-1	1
360/360	1YRLIBOR	60	Closed	Y	N	Y	Y	Y	Y	100141500000054145	36649	ARM-1	1
360/360	1YRLIBOR	60	Closed	Y	Y	Y	Y	Y	Y	100141500000053378	36649	ARM-1	1
360/360	1YRLIBOR	60	Closed	Y	N	Y	Y	Y	Y	100141500000055191	36649	ARM-1	1
360/360	1YRLIBOR	60	Closed	Y	Y	Y	Y	Y	Y	100141500000057056	36649	ARM-1	2
360/360	1YRLIBOR	60	Closed	Y	Y	Y	Y	Y	Y	100141500000054301	36649	ARM-1	1
360/360	1YRLIBOR	60	Closed	Y	Y	Y	Y	Y	Y	100141500000056561	36649	ARM-1	1
360/360	1YRLIBOR	60	Closed	Y	Y	Y	Y	Y	Y	100141500000056116	36649	ARM-1	1
360/360	1YRLIBOR	60	Closed	Y	Y	Y	Y	Y	Y	100141500000055821	36649	ARM-1	2
360/360	1YRLIBOR	60	Closed	Y	Y	Y	Y	Y	Y	100141500000057221	36649	ARM-1	2
360/360	1YRLIBOR	60	Closed	Y	Y	Y	Y	Y	Y	100141500000054079	36649	ARM-1	1
360/360	1YRLIBOR	60	Closed	Y	Y	Y	Y	Y	Y	100141500000054622	36649	ARM-1	1
360/360	1YRLIBOR	60	Closed	Y	Y	Y	Y	Y	Y	100141500000055779	36649	ARM-1	2
360/360	1YRLIBOR	60	Closed	Y	Y	Y	Y	Y	Y	100141500000054608	36649	ARM-1	2
360/360	1YRLIBOR	60	Closed	Y	Y	Y	Y	Y	Y	100141500000056793	36649	ARM-1	1
360/360	1YRLIBOR	60	Closed	Y	N	Y	Y	Y	Y	100141500000055076	36649	ARM-1	1
360/360	1YRLIBOR	60	Closed	Y	Y	Y	Y	Y	Y	100141500000056017	36649	ARM-1	1
360/360	1YRLIBOR	60	Closed	Y	Y	Y	Y	Y	Y	100141500000055980	36649	ARM-1	1
360/360	1YRLIBOR	60	Closed	Y	Y	Y	Y	Y	Y	100141500000052859	36649	ARM-1	2
360/360	1YRLIBOR	60	Closed	Y	Y	Y	Y	Y	Y	100141500000056405	36649	ARM-1	2
360/360	1YRLIBOR	60	Closed	Y	Y	Y	Y	Y	Y	100141500000055944	36649	ARM-1	2
360/360	1YRLIBOR	60	Closed	Y	Y	Y	Y	Y	Y	100141500000055448	36649	ARM-1	2
360/360	1YRLIBOR	60	Closed	Y	Y	Y	Y	Y	Y	100141500000056439	36649	ARM-1	1
360/360	1YRLIBOR	60	Closed	Y	Y	Y	Y	Y	Y	100141500000056371	36649	ARM-1	1
360/360	1YRLIBOR	60	Closed	Y	Y	Y	Y	Y	Y	100141500000053998	36649	ARM-1	2
360/360	1YRLIBOR	60	Closed	Y	N	Y	Y	Y	Y	100141500000054764	36649	ARM-1	1
360/360	1YRLIBOR	60	Closed	Y	Y	Y	Y	Y	Y	100141500000056280	36649	ARM-1	1
360/360	1YRLIBOR	60	Closed	Y	Y	Y	Y	Y	Y	100141500000055639	36649	ARM-1	1
360/360	1YRLIBOR	60	Closed	Y	Y	Y	Y	Y	Y	100141500000055126	36649	ARM-1	2
360/360	1YRLIBOR	60	Closed	Y	Y	Y	Y	Y	Y	100141500000058021	36649	ARM-1	2
360/360	1YRLIBOR	60	Closed	Y	Y	Y	Y	Y	Y	100141500000056801	36649	ARM-1	1
360/360	1YRLIBOR	60	Closed	Y	N	Y	Y	Y	Y	100141500000054475	36649	ARM-1	1
360/360	1YRLIBOR	60	Closed	Y	Y	Y	Y	Y	Y	100141500000056843	36649	ARM-1	1
360/360	1YRLIBOR	60	Closed	Y	N	Y	Y	Y	Y	10069902498008022	1000	FIX-2	2
360/360	1YRLIBOR	60	Closed	Y	Y	Y	Y	Y	Y	100132600000125639	1000	ARM-1	1
360/360	1YRLIBOR	60	Closed	Y	Y	Y	Y	Y	Y	100188120469270006	1000	ARM-1	2
360/360	1YRLIBOR	60	Closed	Y	Y	Y	Y	Y	Y	100016500003692679	1000	FIX-1	1
360/360	1YRLIBOR	60	Closed	Y	Y	Y	Y	Y	Y	100010400311232111	1000	ARM-1	2
360/360	1YRLIBOR	60	Closed	Y	Y	Y	Y	Y	Y	100099024110033834	1000	ARM-1	1
360/360	1YRLIBOR	60	Closed	Y	Y	Y	Y	Y	Y	100057602000095334	1000	FIX-1	1
360/360	1YRLIBOR	60	Closed	Y	Y	Y	Y	Y	Y	100154600000027978	1000	FIX-1	1
360/360	1YRLIBOR	60	Closed	Y	Y	Y	Y	Y	Y	1000697090410280005	1000	ARM-1	2
360/360	1YRLIBOR	60	Closed	Y	N	Y	Y	Y	Y	100077910002387432	1000	ARM-1	1
360/360	1YRLIBOR	60	Closed	Y	Y	Y	Y	Y	Y	1000393020044928971	36591	ARM-1	2
360/360	1YRLIBOR	60	Closed	Y	Y	Y	Y	Y	Y	100039302004495980	36591	ARM-1	1
360/360	1YRLIBOR	60	Closed	Y	Y	Y	Y	Y	Y	100039302004764398	36591	ARM-1	2
360/360	1YRLIBOR	60	Closed	Y	Y	Y	Y	Y	Y	100070400203090241	36591	ARM-1	1
360/360	1YRLIBOR	60	Closed	Y	Y	Y	Y	Y	Y	100307505040812006	36591	ARM-1	1
360/360	1YRLIBOR	60	Closed	Y	Y	Y	Y	Y	Y	100307500000314028	36591	ARM-1	1
360/360	1YRLIBOR	60	Closed	Y	Y	Y	Y	Y	Y	100039302004424986	36591	ARM-1	1
360/360	1YRLIBOR	60	Closed	Y	Y	Y	Y	Y	Y	100039302004427151	36591	ARM-1	1
360/360	1YRLIBOR	60	Closed	Y	Y	Y	Y	Y	Y	1003075050408249382	36591	ARM-1	1
360/360	1YRLIBOR	60	Closed	Y	Y	Y	Y	Y	Y	100039302004424877	36591	ARM-1	2
360/360	1YRLIBOR	60	Closed	Y	Y	Y	Y	Y	Y	100248300101036766	36591	ARM-1	1
360/360	1YRLIBOR	60	Closed	Y	Y	Y	Y	Y	Y	100039302004424774	36591	ARM-1	2
360/360	1YRLIBOR	60	Closed	Y	Y	Y	Y	Y	Y	1000393020044246461	36591	ARM-1	1
360/360	1YRLIBOR	60	Closed	Y	Y	Y	Y	Y	Y	100039302004467566	36591	ARM-1	2
360/360	1YRLIBOR	60	Closed	Y	Y	Y	Y	Y	Y	10003930200449271711	36591	ARM-1	2
360/360	1YRLIBOR	60	Closed	Y	Y	Y	Y	Y	Y	1000393020044242541	36591	ARM-1	1
360/360	1YRLIBOR	60	Closed	Y	Y	Y	Y	Y	Y	100071300000020061	36591	ARM-1	1
360/360	1YRLIBOR	60	Closed	Y	Y	Y	Y	Y	Y	100114758000017689	36591	ARM-1	1
360/360	1YRLIBOR	60	Closed	Y	Y	Y	Y	Y	Y	100039302004424172	36591	ARM-1	1
360/360	1YRLIBOR	60	Closed	Y	Y	Y	Y	Y	Y	100163110000153575	36591	ARM-1	1
360/360	1YRLIBOR	60	Closed	Y	Y	Y	Y	Y	Y	100039302004424610	36591	ARM-1	1
360/360	1YRLIBOR	60	Closed	Y	Y	Y	Y	Y	Y	100039302004424628	36591	ARM-1	1
360/360	1YRLIBOR	60	Closed	Y	Y	Y	Y	Y	Y	100039302004424636	36591	ARM-1	1
360/360	1YRLIBOR	60	Closed	Y	Y	Y	Y	Y	Y	1000393020044249770	36591	ARM-1	2
360/360	1YRLIBOR	60	Closed	Y	Y	Y	Y	Y	Y	1000393020044249895	36591	ARM-1	1
360/360	1YRLIBOR	60	Closed	Y	Y	Y	Y	Y	Y	100039302004251172	36591	ARM-1	2
360/360	1YRLIBOR	60	Closed	Y	Y	Y	Y	Y	Y	1000393020044249234	36591	ARM-1	1

360/060/300	6MOLBORWSJ	0	Closed	Y	Y	N	100121700041002339	1000	ARIM-1	2
360/360	6MOLBORWSJ	60	Closed	Y	N	Y	10008680925670065	36649	ARIM-1	2
360/060/300	6MOLBORWSJ	60	Closed	Y	Y	Y		1000	ARIM-1	2
360/060/300	6MOLBORWSJ	60	Closed	Y	N	Y		1000	ARIM-1	1
360/024/336	6MOLBORWSJ	60	Closed	Y	N	N		1000	ARIM-1	1
360/360	6MOLBORWSJ	60	Closed	Y	N	N		1000	ARIM-1	2
360/360	NOINDEX	0	Closed	Y	N	Y	100122500204110043	1000	FX-1	2
360/060/300	6MOLBORWSJ	60	Closed	Y	N	Y	10001986071006515	1000	ARIM-1	1
360/024/336	6MOLBORWSJ	60	Closed	Y	N	Y	10001986071006515	1000	ARIM-1	2
360/060/300	6MOLBORWSJ	60	Closed	Y	Y	Y	1001446697390450003	1000	ARIM-1	2
360/024/336	6MOLBORWSJ	60	Closed	Y	N	Y	10009820408003017	36649	ARIM-1	2
180/180	NOINDEX	0	Closed	Y	Y	Y	100103880491730221	1000	FX-2	2
360/060/300	6MOLBORWSJ	60	Closed	Y	Y	Y	100098200041100024	1000	FX-1	1
360/180	NOINDEX	0	Closed	Y	Y	Y	100010400322811728	1000	ARIM-1	1
360/024/336	NOINDEX	0	Closed	Y	Y	Y	10004690000353438	1000	FX-2	2
360/360	NOINDEX	0	Closed	Y	Y	Y	100018100018705679	36649	FX-1	1
360/024/336	6MOLBORWSJ	60	Closed	Y	Y	Y	10009820408003017	36649	ARIM-1	1
360/180	NOINDEX	0	Closed	Y	Y	Y	100103880491730221	1000	FX-2	2
360/060/300	6MOLBORWSJ	60	Closed	Y	Y	Y	10008680925668519	1000	ARIM-1	1
360/060/300	6MOLBORWSJ	60	Closed	Y	Y	Y	100098500040139669	1000	ARIM-1	2
360/036/324	6MOLBORWSJ	60	Closed	Y	N	Y	100274810300197273	1000	ARIM-1	1
360/360	6MOLBORWSJ	60	Closed	Y	Y	Y	100274810300197273	1000	ARIM-1	2
360/024/336	6MOLBORWSJ	60	Closed	Y	Y	Y	100274810300195509	1000	ARIM-1	1
360/024/336	6MOLBORWSJ	60	Closed	Y	Y	Y	10009390000043551	1000	ARIM-1	2
360/060/300	6MOLBORWSJ	60	Closed	Y	Y	Y	100104300670401824	1000	ARIM-1	2
360/024/336	6MOLBORWSJ	0	Closed	Y	Y	Y		36649	ARIM-1	1
360/360	1YRLBOR	0	Closed	Y	Y	Y		36649	ARIM-1	1
360/036/324	6MOLBORWSJ	0	Closed	Y	Y	Y		36649	ARIM-1	1
360/024/336	6MOLBORWSJ	0	Closed	Y	Y	Y		36649	ARIM-1	2
360/036/324	6MOLBORWSJ	60	Closed	Y	Y	Y		36649	ARIM-1	1
360/060/300	6MOLBORWSJ	60	Closed	Y	Y	Y		36649	ARIM-1	1
360/360	6MOLBORWSJ	60	Closed	Y	Y	Y		36649	ARIM-1	2
360/024/336	6MOLBORWSJ	60	Closed	Y	Y	Y		36649	ARIM-1	1
360/024/336	6MOLBORWSJ	60	Closed	Y	Y	Y		36649	ARIM-1	2
360/036/324	6MOLBORWSJ	60	Closed	Y	Y	Y		36649	ARIM-1	1
360/060/300	6MOLBORWSJ	60	Closed	Y	Y	Y		36649	ARIM-1	2
360/060/300	6MOLBORWSJ	60	Closed	Y	Y	Y		36649	ARIM-1	1
360/036/324	6MOLBORWSJ	0	Closed	Y	Y	Y		36649	ARIM-1	2
360/360	NOINDEX	0	Closed	Y	Y	Y		36649	ARIM-1	1
360/360	NOINDEX	0	Closed	Y	Y	Y		36649	ARIM-1	2
360/360	NOINDEX	0	Closed	Y	Y	Y		36649	ARIM-1	1
360/360	NOINDEX	0	Closed	Y	Y	Y		36649	ARIM-1	2
360/360	NOINDEX	0	Closed	Y	Y	Y		36649	ARIM-1	1
360/180	NOINDEX	0	Closed	Y	Y	Y		36649	ARIM-1	2
360/180	NOINDEX	0	Closed	Y	Y	Y		36649	ARIM-1	1
360/360	6MOLBORWSJ	60	Closed	Y	Y	Y	100095600010139328	1000	FX-1	1
360/360	6MOLBORWSJ	120	Closed	Y	Y	Y	1000956000052827	36649	ARIM-1	2
360/036/324	6MOLBORWSJ	120	Closed	Y	Y	Y	100095600096253860	36649	ARIM-1	1
360/036/324	6MOLBORWSJ	120	Closed	Y	Y	Y	100095600010139385	36649	ARIM-1	2
360/036/324	6MOLBORWSJ	120	Closed	Y	Y	Y	100095600010135688	36649	ARIM-1	1
360/060/300	6MOLBORWSJ	120	Closed	Y	Y	Y	10009560000046514	36649	ARIM-1	2
360/060/300	6MOLBORWSJ	0	Closed	Y	Y	Y	10005270000027485	1000	ARIM-1	1
360/036/324	6MOLBORWSJ	120	Closed	Y	Y	Y	100052700000290015	1000	ARIM-1	2
360/060/300	6MOLBORWSJ	120	Closed	Y	Y	Y	100052700000269240	1000	ARIM-1	1
360/060/300	6MOLBORWSJ	120	Closed	Y	Y	Y	100052700000269406	1000	ARIM-1	2
360/360	6MOLBORWSJ	120	Closed	Y	Y	Y	100052700000270636	1000	ARIM-1	1
360/360	6MOLBORWSJ	120	Closed	Y	Y	Y	100052700000272715	1000	ARIM-1	2
360/036/324	6MOLBORWSJ	120	Closed	Y	Y	Y	100052700000274612	1000	ARIM-1	1
360/036/324	6MOLBORWSJ	120	Closed	Y	Y	Y	100052700000274778	1000	ARIM-1	2
360/060/300	6MOLBORWSJ	120	Closed	Y	Y	Y	100052700000283027	1000	ARIM-1	1
360/036/324	6MOLBORWSJ	120	Closed	Y	Y	Y	100052700000250430	1000	ARIM-1	2
360/060/300	6MOLBORWSJ	120	Closed	Y	Y	Y	100052700000265727	1000	ARIM-1	1
360/060/300	6MOLBORWSJ	120	Closed	Y	Y	Y	100052700000279256	1000	ARIM-1	2
360/036/324	6MOLBORWSJ	120	Closed	Y	Y	Y	100052700000276245	1000	ARIM-1	1
360/036/324	6MOLBORWSJ	120	Closed	Y	Y	Y	100052700000276500	1000	ARIM-1	2
360/036/324	6MOLBORWSJ	120	Closed	Y	Y	Y	100052700000281952	1000	ARIM-1	1
360/060/300	6MOLBORWSJ	120	Closed	Y	Y	Y	100052700000271037	1000	ARIM-1	2
360/036/324	6MOLBORWSJ	120	Closed	Y	Y	Y	100052700000280452	1000	ARIM-1	1
360/060/300	6MOLBORWSJ	120	Closed	Y	Y	Y	100052700000283506	1000	ARIM-1	2
360/060/300	6MOLBORWSJ	120	Closed	Y	Y	Y	100052700000294074	1000	ARIM-1	1
360/060/300	6MOLBORWSJ	120	Closed	Y	Y	Y	100052700000275954	1000	ARIM-1	2
360/060/300	6MOLBORWSJ	120	Closed	Y	Y	Y	100052700000279557	1000	ARIM-1	1
360/036/324	6MOLBORWSJ	120	Closed	Y	Y	Y	100052700000233642	1000	ARIM-1	2
360/360	NOINDEX	0	Closed	Y	Y	Y	100052700000256339	1000	FX-1	1
360/360	NOINDEX	0	Closed	Y	Y	Y	100052700000241587	1000	FX-1	1
360/360	NOINDEX	0	Closed	Y	Y	Y	100052700000228564	36649	FX-1	1
360/360	NOINDEX	120	Closed	Y	Y	Y	100052700000268648	1000	FX-1	1
360/360	NOINDEX	120	Closed	Y	Y	Y	100052700000270610	36649	FX-1	1
360/360	NOINDEX	0	Closed	Y	Y	Y		1000	FX-1	1

3600360	NOINDEX	0	Closed	Y	Y	N	1000	FIX-1	1
3600360	NOINDEX	0	Closed	Y	Y	N	1000	FIX-1	1
3600360	NOINDEX	0	Closed	Y	Y	N	1000	FIX-1	1
3600360	NOINDEX	0	Closed	Y	Y	N	1000	FIX-1	1
3600360	NOINDEX	0	Closed	Y	Y	N	1000	FIX-1	2
3600360	NOINDEX	0	Closed	Y	Y	N	1000	FIX-1	2
360024336	6MOLIBORWSJ	60	Closed	Y	Y	N	1000	ARM-1	1
360024336	6MOLIBORWSJ	0	Closed	Y	Y	N	10044697392310007	ARM-1	1
360024336	6MOLIBORWSJ	0	Closed	Y	Y	N	10007910002834576	ARM-1	1
360024336	6MOLIBORWSJ	0	Closed	Y	Y	N	10007910002785000	ARM-1	1
360024336	6MOLIBORWSJ	0	Closed	Y	Y	N	10007910002799480	ARM-1	1
360024336	6MOLIBORWSJ	0	Closed	Y	Y	N	10007910002971204	ARM-1	2
360024336	6MOLIBORWSJ	0	Closed	Y	Y	N	10007910002842595	ARM-1	1
360024336	6MOLIBORWSJ	0	Closed	Y	Y	N	10007910002875413	ARM-1	1
360024336	6MOLIBORWSJ	0	Closed	Y	Y	N	10007910002911724	ARM-1	1
360024336	6MOLIBORWSJ	0	Closed	Y	Y	N	10007910002901060	ARM-1	1
360024336	6MOLIBORWSJ	0	Closed	Y	Y	N	10007910002947212	ARM-1	1
360024336	6MOLIBORWSJ	0	Closed	Y	Y	N	10007910002985881	ARM-1	1
360024336	6MOLIBORWSJ	0	Closed	Y	Y	N	10007910002794499	ARM-1	1
360024336	6MOLIBORWSJ	0	Closed	Y	Y	N	10007910002851000	ARM-1	1
360024336	6MOLIBORWSJ	0	Closed	Y	Y	N	10007910002886238	ARM-1	2
360024336	6MOLIBORWSJ	0	Closed	Y	Y	N	10007910002906625	ARM-1	1
360024336	6MOLIBORWSJ	0	Closed	Y	Y	N	10007910002871784	ARM-1	1
360024336	6MOLIBORWSJ	0	Closed	Y	Y	N	10007910002962252	ARM-1	2
360024336	6MOLIBORWSJ	0	Closed	Y	Y	N	10007910002849012	ARM-1	1
360024336	6MOLIBORWSJ	0	Closed	Y	Y	N	10007910002825293	ARM-1	1
3600362324	6MOLIBORWSJ	0	Closed	Y	Y	N	10007910002841167	ARM-1	1
3600362324	6MOLIBORWSJ	0	Closed	Y	Y	N	10007910002853000	ARM-1	1
3600362324	6MOLIBORWSJ	0	Closed	Y	Y	N	10007910002862783	ARM-1	1
3600362324	6MOLIBORWSJ	0	Closed	Y	Y	N	10007910002887236	ARM-1	1
3600362324	6MOLIBORWSJ	0	Closed	Y	Y	N	10007910002896510	ARM-1	1
3600362324	6MOLIBORWSJ	0	Closed	Y	Y	N	10007910002867600	ARM-1	1
360024336	6MOLIBORWSJ	0	Closed	Y	Y	N	10007910002859391	ARM-1	1
360024336	6MOLIBORWSJ	0	Closed	Y	Y	N	10007910002814198	ARM-1	1
360024336	6MOLIBORWSJ	0	Closed	Y	Y	N	10007910002850282	ARM-1	1
360024336	6MOLIBORWSJ	0	Closed	Y	Y	N	10007910002952667	ARM-1	1
360024336	6MOLIBORWSJ	0	Closed	Y	Y	N	10007910002864302	ARM-1	1
360024336	6MOLIBORWSJ	0	Closed	Y	Y	N	10007910002775316	ARM-1	1
360024336	6MOLIBORWSJ	0	Closed	Y	Y	N	10007910002698705	ARM-1	1
3600362324	6MOLIBORWSJ	0	Closed	Y	Y	N	10007910002875520	ARM-1	1
3600362324	6MOLIBORWSJ	0	Closed	Y	Y	N	10007910002853302	ARM-1	1
3600362324	6MOLIBORWSJ	0	Closed	Y	Y	N	10007910002912778	ARM-1	1
360024336	6MOLIBORWSJ	0	Closed	Y	Y	N	10007910002885158	ARM-1	2
360024336	6MOLIBORWSJ	0	Closed	Y	Y	N	10007910002878862	ARM-1	1
360024336	6MOLIBORWSJ	0	Closed	Y	Y	N	10007910002876536	ARM-1	1
360024336	6MOLIBORWSJ	0	Closed	Y	Y	N	10007910002866108	ARM-1	1
360024336	6MOLIBORWSJ	0	Closed	Y	Y	N	10007910002906559	ARM-1	1
360024336	6MOLIBORWSJ	0	Closed	Y	Y	N	10007910002910889	ARM-1	1
360024336	6MOLIBORWSJ	0	Closed	Y	Y	N	10007910002860738	ARM-1	1
360024336	6MOLIBORWSJ	0	Closed	Y	Y	N	10007910002911408	ARM-1	1
360024336	6MOLIBORWSJ	0	Closed	Y	Y	N	100258800410420000	ARM-1	2
360024336	6MOLIBORWSJ	0	Closed	Y	Y	N	10007910002841159	ARM-1	1
360024336	6MOLIBORWSJ	0	Closed	Y	Y	N	10007910002862726	ARM-1	1
360024336	6MOLIBORWSJ	0	Closed	Y	Y	N	10007910002834550	ARM-1	1
360024336	6MOLIBORWSJ	0	Closed	Y	Y	N	10007910002834550	ARM-1	1
360024336	6MOLIBORWSJ	0	Closed	Y	Y	N	10007910002879324	ARM-1	1
360024336	6MOLIBORWSJ	0	Closed	Y	Y	N	10007910002887400	ARM-1	1
3600362324	6MOLIBORWSJ	0	Closed	Y	Y	N	10007910002850111	ARM-1	1
360024336	6MOLIBORWSJ	0	Closed	Y	Y	N	10007910002832800	ARM-1	1
360024336	6MOLIBORWSJ	0	Closed	Y	Y	N	10007910002865302	ARM-1	1
360024336	6MOLIBORWSJ	0	Closed	Y	Y	N	10007910002847875	ARM-1	1
360024336	6MOLIBORWSJ	0	Closed	Y	Y	N	10007910002829750	ARM-1	1
360024336	6MOLIBORWSJ	0	Closed	Y	Y	N	10007910002866032	ARM-1	1
360024336	6MOLIBORWSJ	0	Closed	Y	Y	N	10007910002900931	ARM-1	1
360024336	6MOLIBORWSJ	0	Closed	Y	Y	N	10007910002855538	ARM-1	2
360024336	6MOLIBORWSJ	0	Closed	Y	Y	N	10007910002859345	ARM-1	1
360024336	6MOLIBORWSJ	0	Closed	Y	Y	N	10007910002973530	ARM-1	1
360024336	6MOLIBORWSJ	0	Closed	Y	Y	N	10007910002868231	ARM-1	1
360024336	6MOLIBORWSJ	0	Closed	Y	Y	N	10007910002785414	ARM-1	1
360024336	6MOLIBORWSJ	0	Closed	Y	Y	N	10007910002852115	ARM-1	1
360024336	6MOLIBORWSJ	0	Closed	Y	Y	N	10007910002957450	ARM-1	1
360024336	6MOLIBORWSJ	0	Closed	Y	Y	N	10007910002841472	ARM-1	1
360024336	6MOLIBORWSJ	0	Closed	Y	Y	N	10007910002722581	ARM-1	2
360024336	6MOLIBORWSJ	0	Closed	Y	Y	N	10007910002730014	ARM-1	1
360024336	6MOLIBORWSJ	0	Closed	Y	Y	N	10007910002731814	ARM-1	1
360024336	6MOLIBORWSJ	0	Closed	Y	Y	N	10007910002767834	ARM-1	1
360024336	6MOLIBORWSJ	0	Closed	Y	Y	N	10007910002770184	ARM-1	1
3600362324	6MOLIBORWSJ	0	Closed	Y	Y	N	10007910002771687	ARM-1	1
3600362324	6MOLIBORWSJ	0	Closed	Y	Y	N	10007910002776504	ARM-1	2
3600362324	6MOLIBORWSJ	0	Closed	Y	Y	N	10007910002773253	ARM-1	1
3600362324	6MOLIBORWSJ	0	Closed	Y	Y	N	10007910002782635	ARM-1	1

360/360	6MOLBORWSJ	60	Closed	Y	N	Y	100053525030651590	1000	ARM-1	1
360/360	NOINDEX	0	Closed	Y	N	Y		36138D	FIX-1	1
360/180	NOINDEX	0	Closed	Y	N	N		36564	FIX-2	2
360/360	1YRLIBOR	60	Closed	Y	N	Y	10005352503063956	36649	ARM-1	1
360/360	NOINDEX	0	Closed	Y	N	Y	100053525030710974	36138D	FIX-1	1
360/242336	6MOLBORWSJ	0	Closed	Y	N	Y	100053525030713135	36849	ARM-1	2
360/360	NOINDEX	0	Closed	Y	N	Y	100053525030718316	36138D	FIX-1	2
360/360	NOINDEX	0	Closed	Y	Y	Y	100053525030726384	36138D	FIX-1	1
360/360	NOINDEX	0	Closed	Y	Y	Y	100053525030736987	36138D	FIX-1	1
360/180	NOINDEX	0	Closed	Y	N	Y	100053525030742530	36564	FIX-2	2
360/180	NOINDEX	0	Closed	Y	N	Y	100053525030746390	36564	FIX-2	2
360/180	NOINDEX	0	Closed	Y	N	Y	100053525030753446	36649	ARM-1	2
360/360	6MOLBORWSJ	60	Closed	Y	N	Y	100053525030758270	36649	ARM-1	2
360/360	NOINDEX	0	Closed	Y	N	Y	100053525030778271	36138D	FIX-1	1
360/242336	6MOLBORWSJ	0	Closed	Y	N	Y	100053525030798367	1000	FIX-2	2
360/242336	NOINDEX	0	Closed	Y	N	Y	100053525030806350	36649	ARM-1	2
360/360	6MOLBORWSJ	60	Closed	Y	N	Y	100053525030807143	36649	ARM-1	2
360/242336	6MOLBORWSJ	60	Closed	Y	N	Y	100053525030807234	36591	ARM-1	2
360/180	NOINDEX	0	Closed	Y	Y	Y	100053525030807341	1000	FIX-2	2
360/360	6MOLBORWSJ	60	Closed	Y	N	Y	100053525030808117	36649	ARM-1	2
360/360	1YRLIBOR	60	Closed	Y	N	Y	100053525030813000	1000	ARM-1	1
360/242336	6MOLBORWSJ	0	Closed	Y	N	Y	100053525030813323	36649	ARM-1	1
360/360	6MOLBORWSJ	60	Closed	Y	N	Y	100053525030816698	36649	ARM-1	1
360/060200	6MOLBORWSJ	60	Closed	Y	N	Y	100053525030820732	36591	ARM-1	1
360/360	6MOLBORWSJ	60	Closed	Y	Y	Y	100053525030827159	1000	FIX-1	1
360/360	NOINDEX	0	Closed	Y	N	Y	100053525030827167	1000	FIX-2	2
360/180	NOINDEX	0	Closed	Y	N	Y	100053525030827241	1000	FIX-2	2
360/360	6MOLBORWSJ	60	Closed	Y	N	Y	100053525030826380	36649	ARM-1	2
360/360	NOINDEX	0	Closed	Y	N	Y	100053525030827505	1000	FIX-1	1
360/760	6MOLBORWSJ	60	Closed	Y	N	Y	100053525030829386	36649	ARM-1	1
360/242336	6MOLBORWSJ	60	Closed	Y	N	Y	100053525030830244	36591	ARM-1	2
360/360	6MOLBORWSJ	60	Closed	Y	N	Y	100053525030830533	36649	ARM-1	1
360/242336	6MOLBORWSJ	60	Closed	Y	N	Y	100053525030831002	36649	ARM-1	1
360/360	NOINDEX	0	Closed	Y	Y	Y	100053525030831085	1000	FIX-1	1
360/242336	6MOLBORWSJ	60	Closed	Y	N	Y	100053525030831762	1000	FIX-1	1
360/242336	NOINDEX	0	Closed	Y	N	Y	100053525030832505	36649	ARM-1	1
360/242336	6MOLBORWSJ	60	Closed	Y	N	Y	100053525030832737	36649	ARM-1	1
360/060200	6MOLBORWSJ	60	Closed	Y	N	Y	100053525030835680	36649	ARM-1	2
360/360	6MOLBORWSJ	60	Closed	Y	Y	Y	100053525030836571	36649	ARM-1	2
360/360	6MOLBORWSJ	60	Closed	Y	N	Y	100053525030837939	36649	ARM-1	2
360/242336	6MOLBORWSJ	60	Closed	Y	N	Y	100053525030839948	36649	ARM-1	1
360/242336	6MOLBORWSJ	60	Closed	Y	Y	Y	100053525030843726	1000	ARM-1	1
360/360	6MOLBORWSJ	60	Closed	Y	Y	Y	100053525030846539	36591	ARM-1	2
360/060200	6MOLBORWSJ	60	Closed	Y	Y	Y	100053525030849057	36649	ARM-1	2
360/360	6MOLBORWSJ	60	Closed	Y	Y	Y	100053525030849832	36649	ARM-1	1
360/360	1YRLIBOR	60	Closed	Y	N	Y	100053525030849885	36649	ARM-1	1
360/242336	6MOLBORWSJ	60	Closed	Y	N	Y	100053525030849780	36591	ARM-1	2
360/242336	NOINDEX	0	Closed	Y	N	Y	100053525030851281	36649	ARM-1	1
360/360	6MOLBORWSJ	60	Closed	Y	Y	Y	100053525030851786	36649	ARM-1	1
360/242336	6MOLBORWSJ	60	Closed	Y	N	Y	100053525030854046	36649	ARM-1	1
360/242336	6MOLBORWSJ	60	Closed	Y	Y	Y	100053525030854178	36649	ARM-1	1
360/360	6MOLBORWSJ	60	Closed	Y	Y	Y	100053525030856876	36591	ARM-1	1
360/242336	6MOLBORWSJ	60	Closed	Y	Y	Y	100053525030857478	36649	ARM-1	1
360/360	6MOLBORWSJ	60	Closed	Y	Y	Y	100053525030858223	36649	ARM-1	1
360/242336	6MOLBORWSJ	60	Closed	Y	N	Y	100053525030858872	36649	ARM-1	1
360/360	NOINDEX	0	Closed	Y	N	Y	100053525030859045	36649	FIX-1	1
360/242336	6MOLBORWSJ	60	Closed	Y	N	Y	100053525030859078	36649	ARM-1	1
360/242336	NOINDEX	0	Closed	Y	N	Y	100053525030860530	36649	ARM-1	1
360/242336	6MOLBORWSJ	60	Closed	Y	Y	Y	100053525030860977	36649	ARM-1	2
360/242336	NOINDEX	0	Closed	Y	N	Y	100053525030861744	1000	ARM-1	2
360/360	6MOLBORWSJ	60	Closed	Y	Y	Y	100053525030861892	36649	ARM-1	2
360/242336	6MOLBORWSJ	60	Closed	Y	Y	Y	100053525030862064	36649	ARM-1	2
360/242336	6MOLBORWSJ	60	Closed	Y	Y	Y	100053525030862437	1000	ARM-1	2
360/242336	6MOLBORWSJ	60	Closed	Y	Y	Y	100053525030862486	36649	ARM-1	1
360/060200	6MOLBORWSJ	60	Closed	Y	N	Y	100053525030862984	36649	ARM-1	1
360/242336	6MOLBORWSJ	60	Closed	Y	Y	Y	100053525030863932	36649	ARM-1	2
360/242336	6MOLBORWSJ	60	Closed	Y	Y	Y	100053525030864441	36649	ARM-1	1
360/242336	6MOLBORWSJ	60	Closed	Y	Y	Y	100053525030864441	36649	ARM-1	1
360/360	6MOLBORWSJ	60	Closed	Y	N	Y	100053525030864946	36649	ARM-1	1
360/360	NOINDEX	0	Closed	Y	N	Y	100053525030864987	36649	FIX-2	2
360/360	6MOLBORWSJ	60	Closed	Y	Y	Y	100053525030865975	36591	ARM-1	2
360/360	6MOLBORWSJ	60	Closed	Y	Y	Y	100053525030866611	1000	ARM-1	1
360/180	NOINDEX	0	Closed	Y	N	Y	100053525030866792	1000	FIX-2	2
360/242336	6MOLBORWSJ	60	Closed	Y	N	Y	100053525030867014	36591	ARM-1	2
360/180	NOINDEX	0	Closed	Y	N	Y	100053525030867105	36649	ARM-1	2
360/060200	6MOLBORWSJ	60	Closed	Y	N	Y	100053525030867139	36649	ARM-1	2
360/360	1YRLIBOR	60	Closed	Y	N	Y	100053525030867245	36649	ARM-1	1
360/242336	6MOLBORWSJ	60	Closed	Y	N	Y	100053525030868004	1000	ARM-1	1
360/060200	6MOLBORWSJ	60	Closed	Y	Y	Y	100053525030868005	36649	ARM-1	1
360/242336	6MOLBORWSJ	60	Closed	Y	Y	Y	100053525030868061	36649	ARM-1	1
360/242336	6MOLBORWSJ	60	Closed	Y	N	Y	100053525030868244	36649	ARM-1	2

360180	NOINDEX	0	Closed	Y	N	Y	100053525030866238	366492ND	FIX-2	2
360180	NOINDEX	0	Closed	Y	N	Y	100053525030866863	366492ND	FIX-2	2
360180	1YRLIBOR	0	Closed	Y	N	Y	100053525030866725	36649	ARM-1	1
360180	NOINDEX	0	Closed	Y	N	Y	100053525030866816	1000	FIX-2	2
360160900	GMOLIBORWSJ	60	Closed	Y	N	Y	100053525030868175	1000	ARM-1	1
3600242336	GMOLIBORWSJ	60	Closed	Y	N	Y	100053525030867574	1000	ARM-1	2
3600242336	GMOLIBORWSJ	60	Closed	Y	N	Y	100053525030867665	36649	ARM-1	2
3600366224	GMOLIBORWSJ	60	Closed	Y	N	Y	100053525030867715	1000	ARM-1	1
3600366224	GMOLIBORWSJ	60	Closed	Y	N	Y	100053525030868093	36649	ARM-1	1
360180	NOINDEX	0	Closed	Y	N	Y	100053525030868259	1000	FIX-2	2
360360	NOINDEX	60	Closed	Y	N	Y	100053525030868366	1000	FIX-1	1
360360	NOINDEX	60	Closed	Y	N	Y	100053525030868390	1000	ARM-1	1
360160900	GMOLIBORWSJ	60	Closed	Y	N	Y	100053525030868580	1000	ARM-1	2
360160900	GMOLIBORWSJ	60	Closed	Y	N	Y	100053525030868588	36649	ARM-1	2
3600366224	GMOLIBORWSJ	60	Closed	Y	N	Y	100053525030868604	36649	ARM-1	1
3600242336	GMOLIBORWSJ	60	Closed	Y	N	Y	100053525030869737	1000	ARM-1	2
3600366224	GMOLIBORWSJ	60	Closed	Y	N	Y	10005352503086851	36649	ARM-1	2
3600242336	GMOLIBORWSJ	60	Closed	Y	N	Y	1000535250308900112	36649	ARM-1	2
3600366224	GMOLIBORWSJ	60	Closed	Y	N	Y	100053525030890750	36649	ARM-1	1
3600242336	GMOLIBORWSJ	60	Closed	Y	N	Y	100053525030891154	1000	ARM-1	2
3600242336	GMOLIBORWSJ	60	Closed	Y	N	Y	100053525030891212	1000	ARM-1	2
360180	NOINDEX	0	Closed	Y	N	Y	100053525030892335	366492ND	FIX-2	2
3600242336	GMOLIBORWSJ	60	Closed	Y	N	Y	100053525030892442	1000	FIX-2	2
360180	NOINDEX	0	Closed	Y	N	Y	100053525030892574	1000	ARM-1	2
3600242336	GMOLIBORWSJ	60	Closed	Y	N	Y	100053525030892673	36649	ARM-1	2
3600242336	GMOLIBORWSJ	60	Closed	Y	N	Y	100053525030892673	36649	ARM-1	2
3600242336	GMOLIBORWSJ	60	Closed	Y	N	Y	100053525030892681	1000	ARM-1	2
3600242336	GMOLIBORWSJ	60	Closed	Y	N	Y	100053525030892707	36649	ARM-1	2
360360	NOINDEX	0	Closed	Y	N	Y	100053525030892848	1000	FIX-1	1
3600366224	GMOLIBORWSJ	60	Closed	Y	N	Y	100053525030893135	1000	ARM-1	1
3600242336	GMOLIBORWSJ	60	Closed	Y	N	Y	100053525030893440	1000	ARM-1	2
360180	NOINDEX	0	Closed	Y	N	Y	100053525030893457	1000	FIX-2	2
360180	NOINDEX	0	Closed	Y	N	Y	100053525030893580	1000	ARM-1	2
3600242336	GMOLIBORWSJ	60	Closed	Y	N	Y	100053525030893587	1000	FIX-2	2
360180	NOINDEX	0	Closed	Y	N	Y	100053525030894075	1000	ARM-1	2
3600242336	GMOLIBORWSJ	60	Closed	Y	N	Y	100053525030894521	1000	ARM-1	1
3600242336	GMOLIBORWSJ	60	Closed	Y	N	Y	100053525030894836	1000	ARM-1	1
360360	NOINDEX	0	Closed	Y	N	Y	100053525030895106	36649	ARM-1	2
3600366224	GMOLIBORWSJ	60	Closed	Y	N	Y	100053525030895320	1000	ARM-1	2
3600242336	GMOLIBORWSJ	60	Closed	Y	N	Y	100053525030895742	1000	ARM-1	2
360360	1YRLIBOR	60	Closed	Y	N	Y	100053525030895940	1000	ARM-1	1
3600242336	GMOLIBORWSJ	60	Closed	Y	N	Y	100053525030896211	1000	ARM-1	1
3600366224	GMOLIBORWSJ	60	Closed	Y	N	Y	100053525030896427	36649	ARM-1	1
360180	NOINDEX	0	Closed	Y	N	Y	100053525030897177	1000	FIX-2	2
3600242336	GMOLIBORWSJ	60	Closed	Y	N	Y	100053525030897185	1000	ARM-1	1
3600242336	GMOLIBORWSJ	60	Closed	Y	N	Y	100053525030897219	1000	ARM-1	1
3600242336	GMOLIBORWSJ	60	Closed	Y	N	Y	100053525030897474	1000	ARM-1	2
3600242336	GMOLIBORWSJ	60	Closed	Y	N	Y	100053525030897524	1000	FIX-2	2
3600366224	GMOLIBORWSJ	60	Closed	Y	N	Y	100053525030897532	36649	ARM-1	1
3600366224	GMOLIBORWSJ	60	Closed	Y	N	Y	100053525030897607	36649	ARM-1	2
3600366224	GMOLIBORWSJ	60	Closed	Y	N	Y	100053525030897805	1000	FIX-2	2
360180	NOINDEX	0	Closed	Y	N	Y	100053525030897888	1000	ARM-1	1
360060900	GMOLIBORWSJ	60	Closed	Y	N	Y	100053525030898045	1000	ARM-1	2
3600242336	GMOLIBORWSJ	60	Closed	Y	N	Y	100053525030898597	36649	ARM-1	2
3600242336	GMOLIBORWSJ	60	Closed	Y	N	Y	100053525030898748	36649	ARM-1	2
3600366224	GMOLIBORWSJ	60	Closed	Y	N	Y	1000535250308989496	36649	ARM-1	1
360060900	GMOLIBORWSJ	60	Closed	Y	N	Y	100053525030899096	1000	ARM-1	1
3600242336	GMOLIBORWSJ	60	Closed	Y	N	Y	100053525030900153	1000	ARM-1	2
3600242336	GMOLIBORWSJ	60	Closed	Y	N	Y	100053525030900211	1000	ARM-1	1
3600242336	GMOLIBORWSJ	60	Closed	Y	N	Y	100053525030900389	36649	ARM-1	1
360060900	GMOLIBORWSJ	60	Closed	Y	N	Y	100053525030900534	36649	ARM-1	2
360360	NOINDEX	60	Closed	Y	N	Y	100053525030900773	36649	ARM-1	1
3600366224	GMOLIBORWSJ	60	Closed	Y	N	Y	100053525030900815	1000	ARM-1	1
360060900	GMOLIBORWSJ	60	Closed	Y	N	Y	100053525030901151	1000	ARM-1	1
3600242336	GMOLIBORWSJ	60	Closed	Y	N	Y	100053525030901250	1000	ARM-1	1
360060900	GMOLIBORWSJ	60	Closed	Y	N	Y	100053525030901359	1000	ARM-1	1
360060900	GMOLIBORWSJ	60	Closed	Y	N	Y	100053525030901417	1000	ARM-1	1
360180	NOINDEX	0	Closed	Y	N	Y	100053525030901441	1000	FIX-2	2
360180	NOINDEX	0	Closed	Y	N	Y	100053525030901573	1000	FIX-2	2
360180	NOINDEX	60	Closed	Y	N	Y	100053525030901599	1000	ARM-1	2
360060900	GMOLIBORWSJ	60	Closed	Y	N	Y	100053525030901688	1000	ARM-1	1
360360	NOINDEX	0	Closed	Y	N	Y	100053525030901920	1000	FIX-1	2
3600366224	GMOLIBORWSJ	60	Closed	Y	N	Y	100053525030902019	1000	FIX-1	1
3600366224	GMOLIBORWSJ	60	Closed	Y	N	Y	100053525030902286	1000	FIX-1	1
360360	NOINDEX	60	Closed	Y	N	Y	100053525030902332	36649	ARM-1	1
3600366224	GMOLIBORWSJ	60	Closed	Y	N	Y	100053525030902480	1000	FIX-1	1
360180	NOINDEX	0	Closed	Y	N	Y	100053525030902738	1000	ARM-1	2
3600366224	GMOLIBORWSJ	60	Closed	Y	N	Y	100053525030902845	1000	FIX-2	2
360360	NOINDEX	0	Closed	Y	N	Y	100053525030903934	1000	ARM-1	1
360360	NOINDEX	0	Closed	Y	N	Y	100053525030903986	36649FX	FIX-1	1

3600242336	6MOLIBORWSJ	0	Closed	Y	Y	100180100001667151	1000	Prefunding	ARM-1
3600242336	6MOLIBORWSJ	0	Closed	Y	Y	100180100001666497	1000	Prefunding	ARM-1
3600242336	6MOLIBORWSJ	0	Closed	Y	Y	100180100001666291	1000	Prefunding	ARM-1
3600242336	6MOLIBORWSJ	0	Closed	Y	Y	100180100001665794	1000	Prefunding	ARM-1
3600242336	6MOLIBORWSJ	0	Closed	Y	Y	100180100001665666	1000	Prefunding	ARM-1
3600242336	6MOLIBORWSJ	0	Closed	Y	Y	100180100001665418	1000	Prefunding	ARM-1
3600242336	6MOLIBORWSJ	0	Closed	Y	Y	100180100001665028	1000	Prefunding	ARM-1
3600242336	6MOLIBORWSJ	0	Closed	Y	Y	100180100001663745	1000	Prefunding	ARM-1
3600242336	6MOLIBORWSJ	0	Closed	Y	Y	100180100001663856	1000	Prefunding	ARM-1
3600242336	6MOLIBORWSJ	0	Closed	Y	Y	100186600001550376	1000	Prefunding	ARM-1
3600242336	6MOLIBORWSJ	0	Closed	Y	Y	100109800000043989	1000	Prefunding	ARM-1
3600242336	6MOLIBORWSJ	0	Closed	Y	Y	100109800000044892	1000	Prefunding	ARM-1
3600242336	6MOLIBORWSJ	0	Closed	Y	Y	100053525030928402	1000	Prefunding	ARM-1
3600242336	6MOLIBORWSJ	0	Closed	Y	Y	100053525030906713	1000	Prefunding	ARM-1
3600242336	6MOLIBORWSJ	0	Closed	Y	Y	100053525030922181	1000	Prefunding	ARM-1
3600242336	6MOLIBORWSJ	0	Closed	Y	Y	100053525030915334	1000	Prefunding	ARM-1
3600242336	6MOLIBORWSJ	0	Closed	Y	Y	1000129000023165744	1000	Prefunding	ARM-1
3600242336	6MOLIBORWSJ	120	Closed	Y	Y	100039280001725435	1000	Prefunding	ARM-1
3600242336	6MOLIBORWSJ	0	Closed	Y	Y	100057602000090111	1000	Prefunding	ARM-1
3600242336	6MOLIBORWSJ	0	Closed	Y	Y	100246100006553736	1000	Prefunding	ARM-1
3600242336	6MOLIBORWSJ	0	Closed	Y	Y	100214200000047767	1000	Prefunding	ARM-1
3600242336	6MOLIBORWSJ	0	Closed	Y	Y	100293820041007146	1000	Prefunding	ARM-1
3600242336	6MOLIBORWSJ	0	Closed	Y	Y	10030500011820520	1000	Prefunding	ARM-1
3600242336	6MOLIBORWSJ	0	Closed	Y	Y	10030500011819985	1000	Prefunding	ARM-1
3600242336	6MOLIBORWSJ	0	Closed	Y	Y	10030500011818641	1000	Prefunding	ARM-1
3600242336	6MOLIBORWSJ	0	Closed	Y	Y	10019890000042072	1000	Prefunding	ARM-1
3600242336	6MOLIBORWSJ	0	Closed	Y	Y	100077910002975387	1000	Prefunding	ARM-1
3600242336	6MOLIBORWSJ	0	Closed	Y	Y	100171911003124652	1000	Prefunding	ARM-1
3600242336	6MOLIBORWSJ	0	Closed	Y	Y	10003927000023026	1000	Prefunding	ARM-1
3600242336	6MOLIBORWSJ	0	Closed	Y	Y	100057602000091611	1000	Prefunding	ARM-1
3600242336	6MOLIBORWSJ	120	Closed	Y	Y	100660710000334168	1000	Prefunding	ARM-1
3600242336	6MOLIBORWSJ	0	Closed	Y	Y	100303900004169483	1000	Prefunding	ARM-1
3600242336	6MOLIBORWSJ	0	Closed	Y	Y	100180100001644291	1000	Prefunding	ARM-1
3600242336	6MOLIBORWSJ	0	Closed	Y	Y	100180100001623170	1000	Prefunding	ARM-1
3600242336	6MOLIBORWSJ	0	Closed	Y	Y	100180100001613601	1000	Prefunding	ARM-1
3600242336	6MOLIBORWSJ	0	Closed	Y	Y	10033160000106427	1000	Prefunding	ARM-1
3600242336	6MOLIBORWSJ	0	Closed	Y	Y	100180100001714689	1000	Prefunding	ARM-1
3600242336	6MOLIBORWSJ	0	Closed	Y	Y	100056000060554966	1000	Prefunding	ARM-1
3600242336	6MOLIBORWSJ	0	Closed	Y	Y	100214310004062288	1000	Prefunding	ARM-1
3600242336	6MOLIBORWSJ	0	Closed	Y	Y	100214310004061389	1000	Prefunding	ARM-1
3600242336	6MOLIBORWSJ	36	Closed	Y	Y	100180100001636339	1000	Prefunding	ARM-1
3600242336	6MOLIBORWSJ	24	Closed	Y	Y	100180100001636263	1000	Prefunding	ARM-1
3600242336	6MOLIBORWSJ	24	Closed	Y	Y	100180100001595204	1000	Prefunding	ARM-1
3600242336	6MOLIBORWSJ	24	Closed	Y	Y	100180100001584190	1000	Prefunding	ARM-1
3600242336	6MOLIBORWSJ	24	Closed	Y	Y	100180100001551801	1000	Prefunding	ARM-1
3600242336	6MOLIBORWSJ	24	Closed	Y	Y	100180100001541729	1000	Prefunding	ARM-1
3600242336	6MOLIBORWSJ	24	Closed	Y	Y	100052300469520344	1000	Prefunding	ARM-1
3600242336	6MOLIBORWSJ	60	Closed	Y	Y	100052300469499490	1000	Prefunding	ARM-1
3600242336	6MOLIBORWSJ	60	Closed	Y	Y	100052300469505397	1000	Prefunding	ARM-1
3600242336	6MOLIBORWSJ	60	Closed	Y	Y	100052300469496689	1000	Prefunding	ARM-1
3600242336	6MOLIBORWSJ	60	Closed	Y	Y	100052300410027426	1000	Prefunding	ARM-1
3600242336	6MOLIBORWSJ	60	Closed	Y	Y	100052300408518677	1000	Prefunding	ARM-1
3600242336	6MOLIBORWSJ	24	Closed	Y	Y	100180100001648342	1000	Prefunding	ARM-1
3600242336	6MOLIBORWSJ	24	Closed	Y	Y	1001801000016117859	1000	Prefunding	ARM-1
3600242336	6MOLIBORWSJ	24	Closed	Y	Y	100180100001595324	1000	Prefunding	ARM-1
3600242336	6MOLIBORWSJ	24	Closed	Y	Y	100180100001497542	1000	Prefunding	ARM-1
3600242336	6MOLIBORWSJ	60	Closed	Y	Y	100052300469482690	1000	Prefunding	ARM-1
3600242336	6MOLIBORWSJ	60	Closed	Y	Y	100052300410222037	1000	Prefunding	ARM-1
3600242336	6MOLIBORWSJ	60	Closed	Y	Y	10005230040851468	1000	Prefunding	ARM-1
3600242336	6MOLIBORWSJ	60	Closed	Y	Y	1000523004085147807	1000	Prefunding	ARM-1
3600242336	6MOLIBORWSJ	60	Closed	Y	Y	1000523004085126972	1000	Prefunding	ARM-1
3600242336	6MOLIBORWSJ	60	Closed	Y	Y	100052300410073521	1000	Prefunding	ARM-1
3600242336	6MOLIBORWSJ	60	Closed	Y	Y	100052300469496564	1000	Prefunding	ARM-1
3600242336	6MOLIBORWSJ	60	Closed	Y	Y	100052300469496564	1000	Prefunding	ARM-1
3600242336	6MOLIBORWSJ	60	Closed	Y	Y	100052300408531914	1000	Prefunding	ARM-1
3600242336	6MOLIBORWSJ	60	Closed	Y	Y	1000523004085100442	1000	Prefunding	ARM-1
3600242336	6MOLIBORWSJ	60	Closed	Y	Y	1000523004085109468	1000	Prefunding	ARM-1
3600242336	6MOLIBORWSJ	60	Closed	Y	Y	1000523004085123657	1000	Prefunding	ARM-1
3600242336	6MOLIBORWSJ	60	Closed	Y	Y	1000523004085295317	1000	Prefunding	ARM-1

3600242336	6MOLIBORWSJ	60	Closed	Y	N	Y	10065230040791588	1000	Prefunding	ARM-1
3600242336	6MOLIBORWSJ	60	Closed	Y	N	Y	100652300409707984	1000	Prefunding	ARM-1
3600242336	6MOLIBORWSJ	24	Closed	Y	N	N	1003010000000000000	1000	Prefunding	ARM-1
3600242336	6MOLIBORWSJ	60	Closed	Y	N	Y	100306000000126291	1000	Prefunding	ARM-1
3600242336	6MOLIBORWSJ	60	Closed	Y	N	Y	100077910003268834	1000	Prefunding	ARM-1
3600242336	6MOLIBORWSJ	0	Closed	Y	N	Y	1000659410408950651	1000	Prefunding	ARM-1
3600242336	6MOLIBORWSJ	0	Closed	Y	N	N	100163110000186951	1000	Prefunding	ARM-1
3600242336	6MOLIBORWSJ	0	Closed	Y	N	Y	10016319939011772	1000	Prefunding	ARM-1
3600242336	6MOLIBORWSJ	0	Closed	Y	N	Y	1000393029048319171	1000	Prefunding	ARM-1
3600242336	6MOLIBORWSJ	0	Closed	Y	N	Y	100029500000659564	1000	Prefunding	ARM-1
3600242336	6MOLIBORWSJ	0	Closed	Y	N	Y	10019400490025186	1000	Prefunding	ARM-1
3600242336	6MOLIBORWSJ	0	Closed	Y	N	Y	100071300000024576	1000	Prefunding	ARM-1
3600242336	6MOLIBORWSJ	0	Closed	Y	N	Y	100039302904264697	1000	Prefunding	ARM-1
3600242336	6MOLIBORWSJ	0	Closed	Y	N	N	100059410407140002	1000	Prefunding	ARM-1
3600242336	6MOLIBORWSJ	0	Closed	Y	N	Y	100197500000260409	1000	Prefunding	ARM-1
3600242336	6MOLIBORWSJ	0	Closed	Y	N	Y	100297130408950016	1000	Prefunding	ARM-1
3600242336	6MOLIBORWSJ	0	Closed	Y	N	N	1000651600000447153	1000	Prefunding	ARM-1
3600242336	6MOLIBORWSJ	0	Closed	Y	N	N	100300915000896179	1000	Prefunding	ARM-1
3600242336	6MOLIBORWSJ	0	Closed	Y	N	Y	100180100001680238	1000	Prefunding	ARM-1
3600242336	6MOLIBORWSJ	0	Closed	Y	N	Y	100180100001679834	1000	Prefunding	ARM-1
3600242336	6MOLIBORWSJ	0	Closed	Y	N	Y	100180100001679224	1000	Prefunding	ARM-1
3600242336	6MOLIBORWSJ	0	Closed	Y	N	Y	100180100001675327	1000	Prefunding	ARM-1
3600242336	6MOLIBORWSJ	0	Closed	Y	N	Y	100180100001671116	1000	Prefunding	ARM-1
3600242336	6MOLIBORWSJ	0	Closed	Y	N	Y	100180100001667706	1000	Prefunding	ARM-1
3600242336	6MOLIBORWSJ	0	Closed	Y	N	Y	100180100001668889	1000	Prefunding	ARM-1
3600242336	6MOLIBORWSJ	0	Closed	Y	N	Y	100180100001653907	1000	Prefunding	ARM-1
3600242336	6MOLIBORWSJ	0	Closed	Y	N	Y	100180100001649217	1000	Prefunding	ARM-1
3600242336	6MOLIBORWSJ	60	Closed	Y	N	N	10011470700064114	1000	Prefunding	ARM-1
3600242336	6MOLIBORWSJ	60	Closed	Y	N	Y	100695600060257198	1000	Prefunding	ARM-1
3600242336	6MOLIBORWSJ	60	Closed	Y	N	Y	100180100001693804	1000	Prefunding	ARM-1
3600242336	6MOLIBORWSJ	24	Closed	Y	N	Y	100180100001682408	1000	Prefunding	ARM-1
3600242336	6MOLIBORWSJ	24	Closed	Y	N	Y	100180100001675178	1000	Prefunding	ARM-1
3600242336	6MOLIBORWSJ	24	Closed	Y	N	Y	100180100001661154	1000	Prefunding	ARM-1
3600242336	6MOLIBORWSJ	60	Closed	Y	N	Y	10019400490026473	1000	Prefunding	ARM-1
3600242336	6MOLIBORWSJ	60	Closed	Y	N	N	100163110000194736	1000	Prefunding	ARM-1
3600242336	6MOLIBORWSJ	120	Closed	Y	N	N	100306915000731442	1000	Prefunding	ARM-1
3600242336	6MOLIBORWSJ	60	Closed	Y	N	Y	100180100001679210	1000	Prefunding	ARM-1
3600242336	6MOLIBORWSJ	24	Closed	Y	N	Y	100180100001653706	1000	Prefunding	ARM-1
3600242336	6MOLIBORWSJ	36	Closed	Y	N	Y	100073800000101496	1000	Prefunding	ARM-1
3600242336	6MOLIBORWSJ	60	Closed	Y	N	Y	100653525030529822	1000	Prefunding	ARM-1
3600242336	6MOLIBORWSJ	60	Closed	Y	N	Y	100653525030531791	1000	Prefunding	ARM-1
3600242336	6MOLIBORWSJ	60	Closed	Y	N	Y	100653525030895362	1000	Prefunding	ARM-1
3600242336	6MOLIBORWSJ	60	Closed	Y	N	Y	1006535250309313794	1000	Prefunding	ARM-1
3600242336	6MOLIBORWSJ	60	Closed	Y	N	Y	100653525030890347	1000	Prefunding	ARM-1
3600242336	6MOLIBORWSJ	60	Closed	Y	N	Y	100653525030896289	1000	Prefunding	ARM-1
3600242336	6MOLIBORWSJ	0	Closed	Y	N	N	100653525030896927	1000	Prefunding	ARM-1
3600242336	6MOLIBORWSJ	60	Closed	Y	N	Y	100039280050130369	1000	Prefunding	ARM-1
3600242336	6MOLIBORWSJ	60	Closed	Y	N	Y	100255500000007756	1000	Prefunding	ARM-1
3600242336	6MOLIBORWSJ	60	Closed	Y	N	Y	100287611033181245	1000	Prefunding	ARM-1
3600242336	6MOLIBORWSJ	60	Closed	Y	N	Y	100255500000005444	1000	Prefunding	ARM-1
3600242336	6MOLIBORWSJ	120	Closed	Y	N	Y	100073800000092669	1000	Prefunding	ARM-1
3600242336	6MOLIBORWSJ	60	Closed	Y	N	N	100103800481735956	1000	Prefunding	ARM-1
3600242336	6MOLIBORWSJ	60	Closed	Y	N	N	100653500004381656	1000	Prefunding	ARM-1
3600242336	6MOLIBORWSJ	60	Closed	Y	N	Y	100104300120460954	1000	Prefunding	ARM-1
3600242336	6MOLIBORWSJ	60	Closed	Y	N	Y	100171911033252460	1000	Prefunding	ARM-1
3600242336	6MOLIBORWSJ	120	Closed	Y	N	Y	1001415000000063000	1000	Prefunding	ARM-1
3600242336	6MOLIBORWSJ	0	Closed	Y	N	N		1000	Prefunding	ARM-1
3600242336	6MOLIBORWSJ	60	Closed	Y	N	N		1000	Prefunding	ARM-1
3600242336	6MOLIBORWSJ	60	Closed	Y	N	N		1000	Prefunding	ARM-1
3600242336	6MOLIBORWSJ	60	Closed	Y	N	N		1000	Prefunding	ARM-1
3600242336	6MOLIBORWSJ	60	Closed	Y	N	N		1000	Prefunding	ARM-1
3600242336	6MOLIBORWSJ	120	Closed	Y	N	Y	100191480246829378	1000	Prefunding	ARM-1
3600242336	6MOLIBORWSJ	120	Closed	Y	N	Y	100197480246702780	1000	Prefunding	ARM-1
3600242336	6MOLIBORWSJ	60	Closed	Y	N	Y	100159500104110335	1000	Prefunding	ARM-1
3600242336	6MOLIBORWSJ	60	Closed	Y	N	Y	100653525030527073	1000	Prefunding	ARM-1
3600242336	6MOLIBORWSJ	60	Closed	Y	N	Y	1002192000000494801	1000	Prefunding	ARM-1
3600242336	6MOLIBORWSJ	60	Closed	Y	N	Y	1000697000000025025	1000	Prefunding	ARM-1
3600242336	6MOLIBORWSJ	60	Closed	Y	N	Y	10030690000000104449	1000	Prefunding	ARM-1
3600242336	6MOLIBORWSJ	60	Closed	Y	N	Y	1002555000000060954	1000	Prefunding	ARM-1

3600242336	6MOLIBORWSJ	60	Closed	Y	N	Y	N	Y	100113004090000377	1000	Prefunding	ARMA-1
3600242336	6MOLIBORWSJ	0	Closed	Y	Y	Y	Y	1001150000003713715	1000	Prefunding	ARMA-1	
3600242336	6MOLIBORWSJ	0	Closed	Y	Y	Y	Y	100077910002875867	1000	Prefunding	ARMA-1	
3600242336	6MOLIBORWSJ	60	Closed	Y	Y	Y	Y	100141500000065826	1000	Prefunding	ARMA-1	
3600242336	6MOLIBORWSJ	60	Closed	Y	Y	Y	Y	100287627030000238	1000	Prefunding	ARMA-1	
3600242336	6MOLIBORWSJ	60	Closed	Y	Y	Y	Y	100171911033006516	1000	Prefunding	ARMA-1	
3600242336	6MOLIBORWSJ	60	Closed	Y	Y	Y	Y	100203011032953101	1000	Prefunding	ARMA-1	
3600242336	6MOLIBORWSJ	60	Closed	Y	Y	Y	Y	100077910003079668	1000	Prefunding	ARMA-1	
3600242336	6MOLIBORWSJ	0	Closed	Y	Y	Y	Y	100305900011817658	1000	Prefunding	ARMA-1	
3600242336	6MOLIBORWSJ	0	Closed	Y	Y	Y	Y	100305900011814358	1000	Prefunding	ARMA-1	
3600242336	6MOLIBORWSJ	0	Closed	Y	Y	Y	Y	100305900011810406	1000	Prefunding	ARMA-1	
3600242336	6MOLIBORWSJ	0	Closed	Y	Y	Y	Y	100305900011898632	1000	Prefunding	ARMA-1	
3600242336	6MOLIBORWSJ	0	Closed	Y	Y	Y	Y	100305900011771772	1000	Prefunding	ARMA-1	
3600242336	6MOLIBORWSJ	0	Closed	Y	Y	Y	Y	100180100001522827	1000	Prefunding	ARMA-1	
3600242336	6MOLIBORWSJ	24	Closed	Y	Y	Y	Y	100180100001585528	1000	Prefunding	ARMA-1	
3600242336	6MOLIBORWSJ	24	Closed	Y	Y	Y	Y	100180100001515947	1000	Prefunding	ARMA-1	
3600242336	6MOLIBORWSJ	60	Closed	Y	Y	Y	Y	100214310001411860	1000	Prefunding	ARMA-1	
3600242336	6MOLIBORWSJ	60	Closed	Y	Y	Y	Y	100203011033328303	1000	Prefunding	ARMA-1	
3600242336	6MOLIBORWSJ	60	Closed	Y	Y	Y	Y	100053000000000000	1000	Prefunding	ARMA-1	
3600242336	6MOLIBORWSJ	60	Closed	Y	Y	Y	Y	1.00063E+17	1000	Prefunding	ARMA-1	
3600242336	6MOLIBORWSJ	60	Closed	Y	Y	Y	Y	100065100049802556	1000	Prefunding	ARMA-1	
3600242336	6MOLIBORWSJ	60	Closed	Y	Y	Y	Y	100040300450402635	1000	Prefunding	ARMA-1	
3600242336	6MOLIBORWSJ	60	Closed	Y	Y	Y	Y	100255000000008234	1000	Prefunding	ARMA-1	
3600242336	6MOLIBORWSJ	60	Closed	Y	Y	Y	Y	100322866751278004	1000	Prefunding	ARMA-1	
3600242336	6MOLIBORWSJ	60	Closed	Y	Y	Y	Y	100103880491730841	1000	Prefunding	ARMA-1	
3600242336	6MOLIBORWSJ	60	Closed	Y	Y	Y	Y	100255000000005873	1000	Prefunding	ARMA-1	
3600242336	6MOLIBORWSJ	60	Closed	Y	Y	Y	Y	100077910003225634	1000	Prefunding	ARMA-1	
3600242336	6MOLIBORWSJ	0	Closed	Y	Y	Y	Y	100077910003214703	1000	Prefunding	ARMA-1	
3600242336	6MOLIBORWSJ	0	Closed	Y	Y	Y	Y	100330301000048943	1000	Prefunding	ARMA-1	
3600242336	6MOLIBORWSJ	0	Closed	Y	Y	Y	Y	100077910003188644	1000	Prefunding	ARMA-1	
3600242336	6MOLIBORWSJ	0	Closed	Y	Y	Y	Y	100095024110167236	1000	Prefunding	ARMA-1	
3600242336	6MOLIBORWSJ	0	Closed	Y	Y	Y	Y	10009500010144815	1000	Prefunding	ARMA-1	
3600242336	6MOLIBORWSJ	0	Closed	Y	Y	Y	Y	100180100001628954	1000	Prefunding	ARMA-1	
3600242336	6MOLIBORWSJ	0	Closed	Y	Y	Y	Y	100300915001299399	1000	Prefunding	ARMA-1	
3600242336	6MOLIBORWSJ	0	Closed	Y	Y	Y	Y	100300915001181407	1000	Prefunding	ARMA-1	
3600242336	6MOLIBORWSJ	0	Closed	Y	Y	Y	Y	100180100001648015	1000	Prefunding	ARMA-1	
3600242336	6MOLIBORWSJ	60	Closed	Y	Y	Y	Y	100075420040026138	1000	Prefunding	ARMA-1	
3600242336	6MOLIBORWSJ	60	Closed	Y	Y	Y	Y	100053000000000000	1000	Prefunding	ARMA-1	
3600242336	6MOLIBORWSJ	60	Closed	Y	Y	Y	Y	100053000000000000	1000	Prefunding	ARMA-1	
3600242336	6MOLIBORWSJ	60	Closed	Y	Y	Y	Y	100157700000398612	1000	Prefunding	ARMA-1	
3600242336	6MOLIBORWSJ	60	Closed	Y	Y	Y	Y	100077910003173875	1000	Prefunding	ARMA-1	
3600242336	6MOLIBORWSJ	60	Closed	Y	Y	Y	Y	1001058800000041096	1000	Prefunding	ARMA-1	
3600242336	6MOLIBORWSJ	60	Closed	Y	Y	Y	Y	100255000000009190	1000	Prefunding	ARMA-1	
3600242336	6MOLIBORWSJ	60	Closed	Y	Y	Y	Y	100214310004072313	1000	Prefunding	ARMA-1	
3600242336	6MOLIBORWSJ	60	Closed	Y	Y	Y	Y	100255000000008541	1000	Prefunding	ARMA-1	
3600242336	6MOLIBORWSJ	60	Closed	Y	Y	Y	Y	100104300450409252	1000	Prefunding	ARMA-1	
3600242336	6MOLIBORWSJ	60	Closed	Y	Y	Y	Y	100153210411012311	1000	Prefunding	ARMA-1	
3600242336	6MOLIBORWSJ	60	Closed	Y	Y	Y	Y	100053525030726566	1000	Prefunding	ARMA-1	
3600242336	6MOLIBORWSJ	0	Closed	Y	Y	Y	Y	10005352503029871	1000	Prefunding	ARMA-1	
3600242336	6MOLIBORWSJ	60	Closed	Y	Y	Y	Y	100053525030318944	1000	Prefunding	ARMA-1	
3600242336	6MOLIBORWSJ	60	Closed	Y	Y	Y	Y	10005352503023973	1000	Prefunding	ARMA-1	
3600242336	6MOLIBORWSJ	60	Closed	Y	Y	Y	Y	100053525030909774	1000	Prefunding	ARMA-1	
3600242336	6MOLIBORWSJ	60	Closed	Y	Y	Y	Y	100053525030301695	1000	Prefunding	ARMA-1	
3600242336	6MOLIBORWSJ	60	Closed	Y	Y	Y	Y	100053525030904270	1000	Prefunding	ARMA-1	
3600242336	6MOLIBORWSJ	60	Closed	Y	Y	Y	Y	100053525030995978	1000	Prefunding	ARMA-1	
3600242336	6MOLIBORWSJ	60	Closed	Y	Y	Y	Y	100053525030889807	1000	Prefunding	ARMA-1	
3600242336	6MOLIBORWSJ	60	Closed	Y	Y	Y	Y	100053525030885917	1000	Prefunding	ARMA-1	
3600242336	6MOLIBORWSJ	60	Closed	Y	Y	Y	Y	100053525030880603	1000	Prefunding	ARMA-1	
3600242336	6MOLIBORWSJ	60	Closed	Y	Y	Y	Y	100053525030871278	1000	Prefunding	ARMA-1	
3600242336	6MOLIBORWSJ	60	Closed	Y	Y	Y	Y	100053525030861843	1000	Prefunding	ARMA-1	
3600242336	6MOLIBORWSJ	60	Closed	Y	Y	Y	Y	100053525030941181	1000	Prefunding	ARMA-1	
3600242336	6MOLIBORWSJ	60	Closed	Y	Y	Y	Y	100053000000000000	1000	Prefunding	ARMA-1	
3600242336	6MOLIBORWSJ	60	Closed	Y	Y	Y	Y	100065400000126111	1000	Prefunding	ARMA-1	
3600242336	6MOLIBORWSJ	0	Closed	Y	Y	Y	Y	100273410311014798	1000	Prefunding	ARMA-1	
3600242336	6MOLIBORWSJ	0	Closed	Y	Y	Y	Y	100198900000042510	1000	Prefunding	ARMA-1	
3600242336	6MOLIBORWSJ	0	Closed	Y	Y	Y	Y	100125500000056647	1000	Prefunding	ARMA-1	
3600242336	6MOLIBORWSJ	0	Closed	Y	Y	Y	Y	100214310004082429	1000	Prefunding	ARMA-1	

3600242336	6MOLIBORWSJ	0	Closed	Y	Y	N	10004750000062911	1000	Prefunding	ARM-1
3600242336	6MOLIBORWSJ	0	Closed	Y	Y	Y	1000716800000131003	1000	Prefunding	ARM-1
3600242336	6MOLIBORWSJ	0	Closed	Y	Y	Y	1000916000000011889	1000	Prefunding	ARM-1
3600242336	6MOLIBORWSJ	0	Closed	Y	Y	Y	100194000480022243	1000	Prefunding	ARM-1
3600242336	6MOLIBORWSJ	0	Closed	Y	N	Y	100256013003740042	1000	Prefunding	ARM-1
3600242336	6MOLIBORWSJ	0	Closed	Y	Y	Y	100172930469140298	1000	Prefunding	ARM-1
3600242336	6MOLIBORWSJ	0	Closed	Y	Y	Y	100114201000192018	1000	Prefunding	ARM-1
3600242336	6MOLIBORWSJ	0	Closed	Y	Y	Y	100114752000021861	1000	Prefunding	ARM-1
3600242336	6MOLIBORWSJ	0	Closed	Y	Y	N	100091200000047823	1000	Prefunding	ARM-1
3600242336	6MOLIBORWSJ	0	Closed	Y	Y	Y	100039302004253020	1000	Prefunding	ARM-1
3600242336	6MOLIBORWSJ	0	Closed	Y	N	Y	100300915001040108	1000	Prefunding	ARM-1
3600242336	6MOLIBORWSJ	0	Closed	Y	Y	Y	100180100001712874	1000	Prefunding	ARM-1
3600242336	6MOLIBORWSJ	0	Closed	Y	N	Y	100180100001703071	1000	Prefunding	ARM-1
3600242336	6MOLIBORWSJ	0	Closed	Y	Y	Y	100180100001695911	1000	Prefunding	ARM-1
3600242336	6MOLIBORWSJ	0	Closed	Y	Y	Y	100180100001687282	1000	Prefunding	ARM-1
3600242336	6MOLIBORWSJ	0	Closed	Y	Y	Y	100180100001684263	1000	Prefunding	ARM-1
3600242336	6MOLIBORWSJ	0	Closed	Y	N	Y	100180100001666229	1000	Prefunding	ARM-1
3600242336	6MOLIBORWSJ	0	Closed	Y	Y	Y	100180100001664430	1000	Prefunding	ARM-1
3600242336	6MOLIBORWSJ	0	Closed	Y	Y	Y	100180100001649811	1000	Prefunding	ARM-1
3600242336	6MOLIBORWSJ	0	Closed	Y	N	Y	100180100001635018	1000	Prefunding	ARM-1
3600242336	6MOLIBORWSJ	0	Closed	Y	Y	Y	100180100001633335	1000	Prefunding	ARM-1
3600242336	6MOLIBORWSJ	0	Closed	Y	N	Y	100180100001631976	1000	Prefunding	ARM-1
3600242336	6MOLIBORWSJ	0	Closed	Y	Y	Y	100180100001629583	1000	Prefunding	ARM-1
3600242336	6MOLIBORWSJ	0	Closed	Y	N	Y	100180100001621323	1000	Prefunding	ARM-1
3600242336	6MOLIBORWSJ	0	Closed	Y	Y	Y	100180100001618998	1000	Prefunding	ARM-1
3600242336	6MOLIBORWSJ	0	Closed	Y	Y	Y	100180100001610714	1000	Prefunding	ARM-1
3600242336	6MOLIBORWSJ	0	Closed	Y	Y	Y	100180100001588894	1000	Prefunding	ARM-1
3600242336	6MOLIBORWSJ	0	Closed	Y	Y	Y	100180100001586720	1000	Prefunding	ARM-1
3600242336	6MOLIBORWSJ	0	Closed	Y	Y	Y	100180100001567294	1000	Prefunding	ARM-1
3600242336	6MOLIBORWSJ	0	Closed	Y	Y	Y	100180100001555901	1000	Prefunding	ARM-1
3600242336	6MOLIBORWSJ	0	Closed	Y	Y	Y	100331600001638842	1000	Prefunding	ARM-1
3600242336	6MOLIBORWSJ	0	Closed	Y	Y	Y	100180100001498234	1000	Prefunding	ARM-1
3600242336	6MOLIBORWSJ	0	Closed	Y	Y	Y	100180100001403037	1000	Prefunding	ARM-1
3600242336	6MOLIBORWSJ	0	Closed	Y	Y	N	100153210411028648	1000	Prefunding	ARM-1
3600242336	6MOLIBORWSJ	0	Closed	Y	Y	N	100153210410019057	1000	Prefunding	ARM-1
3600242336	6MOLIBORWSJ	0	Closed	Y	Y	Y	100104308850412096	1000	Prefunding	ARM-1
3600242336	6MOLIBORWSJ	0	Closed	Y	Y	Y	100153210411032996	1000	Prefunding	ARM-1
3600242336	6MOLIBORWSJ	0	Closed	Y	Y	Y	10007294120031834	1000	Prefunding	ARM-1
3600242336	6MOLIBORWSJ	0	Closed	Y	Y	Y	1000779100005123631	1000	Prefunding	ARM-1
3600242336	6MOLIBORWSJ	0	Closed	Y	Y	N	100258013003324045	1000	Prefunding	ARM-1
3600242336	6MOLIBORWSJ	0	Closed	Y	Y	N	100300915001424310	1000	Prefunding	ARM-1
3600242336	6MOLIBORWSJ	0	Closed	Y	N	Y	100300915001219605	1000	Prefunding	ARM-1
3600242336	6MOLIBORWSJ	0	Closed	Y	Y	Y	100300915000752190	1000	Prefunding	ARM-1
3600242336	6MOLIBORWSJ	0	Closed	Y	Y	N	100935606010143791	1000	Prefunding	ARM-1
3600242336	6MOLIBORWSJ	0	Closed	Y	Y	Y	100214310040693111	1000	Prefunding	ARM-1
3600242336	6MOLIBORWSJ	0	Closed	Y	Y	Y	100180100001651635	1000	Prefunding	ARM-1
3600242336	6MOLIBORWSJ	0	Closed	Y	Y	Y	1006552503090209	1000	Prefunding	ARM-1
3600242336	6MOLIBORWSJ	0	Closed	Y	Y	Y	10053525030933212	1000	Prefunding	ARM-1
3600242336	6MOLIBORWSJ	0	Closed	Y	Y	Y	100039274250003336	1000	Prefunding	ARM-1
3600242336	6MOLIBORWSJ	0	Closed	Y	Y	Y	100089699295867719	1000	Prefunding	ARM-1
3600242336	6MOLIBORWSJ	0	Closed	Y	Y	Y	100125000200102277	1000	Prefunding	ARM-1
3600242336	6MOLIBORWSJ	0	Closed	Y	Y	Y	100141500000030209	1000	Prefunding	ARM-1
3600242336	6MOLIBORWSJ	0	Closed	Y	Y	Y	100203011033173212	1000	Prefunding	ARM-1
3600242336	6MOLIBORWSJ	0	Closed	Y	Y	Y	100305306011795441	1000	Prefunding	ARM-1
3600242336	6MOLIBORWSJ	0	Closed	Y	Y	Y	10008969929593987	1000	Prefunding	ARM-1
3600242336	6MOLIBORWSJ	0	Closed	Y	Y	N	100935606060051761	1000	Prefunding	ARM-1
3600242336	6MOLIBORWSJ	0	Closed	Y	Y	N	100053700000264405	1000	Prefunding	ARM-1
3600242336	6MOLIBORWSJ	0	Closed	Y	Y	N	100053700000274901	1000	Prefunding	ARM-1
3600242336	6MOLIBORWSJ	0	Closed	Y	Y	Y	10005370000005217	1000	Prefunding	ARM-1
3600242336	6MOLIBORWSJ	0	Closed	Y	Y	Y	100057602000099977	1000	Prefunding	FIX-1
3600242336	6MOLIBORWSJ	0	Closed	Y	Y	Y	100051800004120298	1000	Prefunding	ARM-1
3600242336	6MOLIBORWSJ	0	Closed	Y	Y	Y	100077910003062839	1000	Prefunding	ARM-1
3600242336	6MOLIBORWSJ	0	Closed	Y	Y	Y	100180100001529286	1000	Prefunding	ARM-1
3600242336	6MOLIBORWSJ	0	Closed	Y	Y	Y	100113004110000399	1000	Prefunding	ARM-1
3600242336	6MOLIBORWSJ	0	Closed	Y	Y	Y	100153220410011164	1000	Prefunding	ARM-1
3600242336	6MOLIBORWSJ	0	Closed	Y	Y	N	100183500000169426	1000	Prefunding	ARM-1
3600242336	6MOLIBORWSJ	0	Closed	Y	Y	N	100935606010143098	1000	Prefunding	ARM-1
3600242336	6MOLIBORWSJ	0	Closed	Y	Y	Y	1000939024110149838	1000	Prefunding	FIX-1

3600242336	6MOLIBORWSJ	0	Closed	Y	N	Y	N	Y	100180100001645801	1000	Pretending	ARM-1
3600242336	6MOLIBORWSJ	0	Closed	Y	Y	Y	Y	Y	100180100001644038	1000	Pretending	ARM-1
3600242336	6MOLIBORWSJ	0	Closed	Y	Y	Y	Y	Y	100180100001635028	1000	Pretending	ARM-1
3600242336	6MOLIBORWSJ	0	Closed	Y	Y	Y	Y	Y	100180100001630245	1000	Pretending	ARM-1
3600242336	6MOLIBORWSJ	0	Closed	Y	N	Y	N	Y	100331600001249345	1000	Pretending	ARM-1
3600242336	6MOLIBORWSJ	0	Closed	Y	N	Y	N	Y	100331600001207302	1000	Pretending	ARM-1
3600362324	6MOLIBORWSJ	0	Closed	Y	N	Y	N	Y	100653700000278241	1000	Pretending	ARM-1
3600362324	6MOLIBORWSJ	0	Closed	Y	N	Y	N	Y	100653700000056349	1000	Pretending	ARM-1
3600362324	6MOLIBORWSJ	0	Closed	Y	N	Y	N	Y	100306915001355532	1000	Pretending	ARM-1
3600362324	6MOLIBORWSJ	0	Closed	Y	N	Y	N	Y	100306915001355250	1000	Pretending	ARM-1
3600362324	6MOLIBORWSJ	0	Closed	Y	N	Y	N	Y	100306913017794974	1000	Pretending	ARM-1
3600242336	6MOLIBORWSJ	60	Closed	Y	Y	Y	Y	Y	100180100001632544	1000	Pretending	ARM-1
3600242336	6MOLIBORWSJ	60	Closed	Y	Y	Y	Y	Y	1006530000000000000	1000	Pretending	ARM-1
3600242336	6MOLIBORWSJ	60	Closed	Y	Y	Y	Y	Y	1006530000000000000	1000	Pretending	ARM-1
3600242336	6MOLIBORWSJ	60	Closed	Y	Y	Y	Y	Y	100189600000047283	1000	Pretending	ARM-1
3600242336	6MOLIBORWSJ	60	Closed	Y	Y	Y	Y	Y	100189600000043266	1000	Pretending	ARM-1
3600242336	6MOLIBORWSJ	60	Closed	Y	Y	Y	Y	Y	100171911033594043	1000	Pretending	ARM-1
3600242336	6MOLIBORWSJ	60	Closed	Y	Y	Y	Y	Y	100103880491735772	1000	Pretending	ARM-1
3600242336	6MOLIBORWSJ	60	Closed	Y	Y	Y	Y	Y	1002555000000008390	1000	Pretending	ARM-1
3600242336	6MOLIBORWSJ	60	Closed	Y	Y	Y	Y	Y	100076800000135624	1000	Pretending	ARM-1
3600242336	6MOLIBORWSJ	60	Closed	Y	Y	Y	Y	Y	100075420004025890	1000	Pretending	ARM-1
3600242336	6MOLIBORWSJ	60	Closed	Y	Y	Y	Y	Y	100173337340116495	1000	Pretending	ARM-1
3600242336	6MOLIBORWSJ	60	Closed	Y	Y	Y	Y	Y	100184750411300003	1000	Pretending	ARM-1
3600242336	6MOLIBORWSJ	60	Closed	Y	Y	Y	Y	Y	100316111033558567	1000	Pretending	ARM-1
3600242336	6MOLIBORWSJ	60	Closed	Y	Y	Y	Y	Y	100104306004027887	1000	Pretending	ARM-1
3600242336	6MOLIBORWSJ	60	Closed	Y	Y	Y	Y	Y	1001038804917358810	1000	Pretending	ARM-1
3600242336	6MOLIBORWSJ	60	Closed	Y	Y	Y	Y	Y	100699024120056532	1000	Pretending	ARM-1
3600362324	6MOLIBORWSJ	60	Closed	Y	Y	Y	Y	Y	1006530000000000000	1000	Pretending	ARM-1
3600362324	6MOLIBORWSJ	60	Closed	Y	Y	Y	Y	Y	100109800000045014	1000	Pretending	ARM-1
3600362324	6MOLIBORWSJ	36	Closed	Y	N	Y	N	Y	100214310004092980	1000	Pretending	ARM-1
3600362324	6MOLIBORWSJ	60	Closed	Y	N	Y	N	Y	100175100000047954	1000	Pretending	ARM-1
3600362324	6MOLIBORWSJ	60	Closed	Y	Y	Y	Y	Y	100207100000154929	1000	Pretending	ARM-1
3600362324	6MOLIBORWSJ	60	Closed	Y	Y	Y	Y	Y	100103880491735683	1000	Pretending	ARM-1
3600362324	6MOLIBORWSJ	60	Closed	Y	Y	Y	Y	Y	100077910000147614	1000	Pretending	ARM-1
3600362324	6MOLIBORWSJ	60	Closed	Y	Y	Y	Y	Y	10068291111147713	1000	Pretending	ARM-1
3600362324	6MOLIBORWSJ	120	Closed	Y	N	Y	N	Y	100197400241101396	1000	Pretending	ARM-1
3600362324	6MOLIBORWSJ	0	Closed	Y	Y	Y	Y	Y	100258013002786946	1000	Pretending	ARM-1
3600362324	6MOLIBORWSJ	0	Closed	Y	Y	Y	Y	Y	100076800000129999	1000	Pretending	ARM-1
3600362324	6MOLIBORWSJ	0	Closed	Y	Y	Y	Y	Y	10003920040477806	1000	Pretending	ARM-1
3600362324	6MOLIBORWSJ	0	Closed	Y	N	Y	N	Y	100659700002074386	1000	Pretending	ARM-1
3600362324	6MOLIBORWSJ	0	Closed	Y	N	Y	N	Y	10003802004030528	1000	Pretending	ARM-1
3600362324	6MOLIBORWSJ	0	Closed	Y	Y	Y	Y	Y	100114201000192067	1000	Pretending	ARM-1
3600362324	6MOLIBORWSJ	0	Closed	Y	Y	Y	Y	Y	100407000404013974	1000	Pretending	ARM-1
3600362324	6MOLIBORWSJ	0	Closed	Y	Y	Y	Y	Y	10019400400024445	1000	Pretending	ARM-1
3600362324	6MOLIBORWSJ	0	Closed	Y	Y	Y	Y	Y	1000407000404012521	1000	Pretending	ARM-1
3600362324	6MOLIBORWSJ	0	Closed	Y	Y	Y	Y	Y	100076800000130013	1000	Pretending	ARM-1
3600362324	6MOLIBORWSJ	0	Closed	Y	Y	Y	Y	Y	100197500000231373	1000	Pretending	ARM-1
3600362324	6MOLIBORWSJ	0	Closed	Y	N	Y	N	Y	100407000404012687	1000	Pretending	ARM-1
3600362324	6MOLIBORWSJ	0	Closed	Y	N	Y	N	Y	1000380200404254309	1000	Pretending	ARM-1
3600362324	6MOLIBORWSJ	0	Closed	Y	N	Y	N	Y	100123500000057140	1000	Pretending	ARM-1
3600362324	6MOLIBORWSJ	0	Closed	Y	Y	Y	Y	Y	100258018000000423	1000	Pretending	ARM-1
3600242336	6MOLIBORWSJ	60	Closed	Y	Y	Y	Y	Y	100695600096256178	1000	Pretending	ARM-1
3600242336	6MOLIBORWSJ	60	Closed	Y	Y	Y	Y	Y	100653525030865666	1000	Pretending	ARM-1
3600242336	6MOLIBORWSJ	60	Closed	Y	Y	Y	Y	Y	100653525030865687	1000	Pretending	ARM-1
3600242336	6MOLIBORWSJ	60	Closed	Y	Y	Y	Y	Y	100653525030784443	1000	Pretending	ARM-1
3600362324	6MOLIBORWSJ	0	Closed	Y	Y	Y	Y	Y	10065352503090281	1000	Pretending	ARM-1
3600242336	6MOLIBORWSJ	0	Closed	Y	Y	Y	Y	Y	100653525030930242	1000	Pretending	ARM-1

3600242336	6MO LIBORWSJ	Y	N	Y	60	Closed	100036800800114562	1000	Prefunding	ARIM-1
3600242336	6MO LIBORWSJ	Y	N	Y	60	Closed	100153201040932036	1000	Prefunding	ARIM-1
3600242336	6MO LIBORWSJ	Y	N	Y	60	Closed	100036800800113515	1000	Prefunding	ARIM-1
3600242336	6MO LIBORWSJ	Y	N	Y	60	Closed	1001253000289705018	1000	Prefunding	ARIM-1
3600242336	6MO LIBORWSJ	Y	N	Y	60	Closed	100016500003714631	1000	Prefunding	ARIM-1
3600242336	6MO LIBORWSJ	Y	N	Y	60	Closed	100097000041027023	1000	Prefunding	ARIM-1
3600242336	6MO LIBORWSJ	Y	N	Y	60	Closed	100132600000125563	1000	Prefunding	ARIM-1
3600242336	6MO LIBORWSJ	Y	N	Y	60	Closed	10010980000043779	1000	Prefunding	ARIM-1
3600242336	6MO LIBORWSJ	Y	N	Y	60	Closed	100016500003652628	1000	Prefunding	ARIM-1
3600242336	6MO LIBORWSJ	Y	N	Y	60	Closed	100036800800116401	1000	Prefunding	ARIM-1
3600242336	6MO LIBORWSJ	Y	N	Y	60	Closed	1001043000650466371	1000	Prefunding	ARIM-1
3600242336	6MO LIBORWSJ	Y	N	Y	120	Closed	100098500040141319	1000	Prefunding	ARIM-1
3600368224	1Y LIBOR	Y	N	Y	36	Closed	1001246300000090666	1000	Prefunding	ARIM-1
3600368224	6MO LIBORWSJ	Y	N	Y	0	Closed	100036800800121260	1000	Prefunding	ARIM-1
3600368224	6MO LIBORWSJ	Y	N	Y	0	Closed	100306000000125236	1000	Prefunding	ARIM-1
3600242336	6MO LIBORWSJ	Y	N	Y	60	Closed	100036800800122417	1000	Prefunding	ARIM-1
3600242336	6MO LIBORWSJ	Y	N	Y	60	Closed	100044300001438803	1000	Prefunding	ARIM-1
3600242336	6MO LIBORWSJ	Y	N	Y	60	Closed	10001650000371436	1000	Prefunding	ARIM-1
3600242336	6MO LIBORWSJ	Y	N	Y	60	Closed	100071300000027561	1000	Prefunding	ARIM-1
3600242336	6MO LIBORWSJ	Y	N	Y	60	Closed	100036800800121260	1000	Prefunding	ARIM-1
3600242336	6MO LIBORWSJ	Y	N	Y	60	Closed	100016500003719639	1000	Prefunding	ARIM-1
3600242336	6MO LIBORWSJ	Y	N	Y	60	Closed	100036800800120643	1000	Prefunding	ARIM-1
3600242336	6MO LIBORWSJ	Y	N	Y	60	Closed	100077910003959765	1000	Prefunding	ARIM-1
3600242336	6MO LIBORWSJ	Y	N	Y	60	Closed	10017600021104585	1000	Prefunding	ARIM-1
3600242336	6MO LIBORWSJ	Y	N	Y	60	Closed	100039265000133730	1000	Prefunding	ARIM-1
3600242336	6MO LIBORWSJ	Y	N	Y	60	Closed	100153210410944364	1000	Prefunding	ARIM-1
3600242336	6MO LIBORWSJ	Y	N	Y	60	Closed	100016500003718888	1000	Prefunding	ARIM-1
3600242336	6MO LIBORWSJ	Y	N	Y	60	Closed	100153210410931635	1000	Prefunding	ARIM-1
3600242336	6MO LIBORWSJ	Y	N	Y	60	Closed	1001088000004252	1000	Prefunding	ARIM-1
3600242336	6MO LIBORWSJ	Y	N	Y	60	Closed	100016500003713590	1000	Prefunding	ARIM-1
3600242336	6MO LIBORWSJ	Y	N	Y	60	Closed	1000333000035363015	1000	Prefunding	ARIM-1
3600242336	6MO LIBORWSJ	Y	N	Y	60	Closed	1000333000035363015	1000	Prefunding	ARIM-1
3600242336	6MO LIBORWSJ	Y	N	Y	60	Closed	100039902411042338	1000	Prefunding	ARIM-1
3600242336	6MO LIBORWSJ	Y	N	Y	60	Closed	10015320410012527	1000	Prefunding	ARIM-1
3600242336	6MO LIBORWSJ	Y	N	Y	60	Closed	100016500003700779	1000	Prefunding	ARIM-1
3600242336	6MO LIBORWSJ	Y	N	Y	60	Closed	10018330000166216	1000	Prefunding	ARIM-1
3600242336	6MO LIBORWSJ	Y	N	Y	60	Closed	10007150014020562	1000	Prefunding	ARIM-1
3600242336	6MO LIBORWSJ	Y	N	Y	60	Closed	10013260000728074	1000	Prefunding	ARIM-1
3600242336	6MO LIBORWSJ	Y	N	Y	60	Closed	10015770000400097	1000	Prefunding	ARIM-1
3600242336	6MO LIBORWSJ	Y	N	Y	60	Closed	100141500000057000	1000	Prefunding	ARIM-1
3600242336	6MO LIBORWSJ	Y	N	Y	120	Closed	1001472000026988	1000	Prefunding	ARIM-1
3600242336	6MO LIBORWSJ	Y	N	Y	120	Closed	10063700000287960	1000	Prefunding	ARIM-1
3600242336	6MO LIBORWSJ	Y	N	Y	120	Closed	10063700000256726	1000	Prefunding	ARIM-1
3600242336	6MO LIBORWSJ	Y	N	Y	120	Closed	10063700000265985	1000	Prefunding	ARIM-1
3600242336	6MO LIBORWSJ	Y	N	Y	60	Closed	100104300065049591	1000	Prefunding	ARIM-1
3600242336	6MO LIBORWSJ	Y	N	Y	60	Closed	10009390000044924	1000	Prefunding	ARIM-1
3600242336	6MO LIBORWSJ	Y	N	Y	60	Closed	1003060000011780	1000	Prefunding	ARIM-1
3600242336	6MO LIBORWSJ	Y	N	Y	60	Closed	100036800800122647	1000	Prefunding	ARIM-1
3600242336	6MO LIBORWSJ	Y	N	Y	60	Closed	10027290000009142	1000	Prefunding	ARIM-1
3600242336	6MO LIBORWSJ	Y	N	Y	60	Closed	10011472000026988	1000	Prefunding	ARIM-1
3600242336	6MO LIBORWSJ	Y	N	Y	60	Closed	10007130000026621	1000	Prefunding	ARIM-1
3600242336	6MO LIBORWSJ	Y	N	Y	60	Closed	10066160000044197	1000	Prefunding	ARIM-1
3600242336	6MO LIBORWSJ	Y	N	Y	60	Closed	100661600000441049	1000	Prefunding	ARIM-1
3600242336	6MO LIBORWSJ	Y	N	Y	60	Closed	10016311000019288	1000	Prefunding	ARIM-1
3600242336	6MO LIBORWSJ	Y	N	Y	60	Closed	10007680000131666	1000	Prefunding	ARIM-1
3600242336	6MO LIBORWSJ	Y	N	Y	60	Closed	10019127931361010	1000	Prefunding	ARIM-1
3600242336	6MO LIBORWSJ	Y	N	Y	120	Closed	10009560001048378	1000	Prefunding	ARIM-1
3600242336	6MO LIBORWSJ	Y	N	Y	120	Closed	100064670064013826	1000	Prefunding	ARIM-1
3600242336	6MO LIBORWSJ	Y	N	Y	60	Closed	100306915001308992	1000	Prefunding	ARIM-1
3600242336	6MO LIBORWSJ	Y	N	Y	24	Closed	10018010000160277	1000	Prefunding	ARIM-1
3600242336	6MO LIBORWSJ	Y	N	Y	60	Closed	10065230000926522	1000	Prefunding	ARIM-1
3600242336	6MO LIBORWSJ	Y	N	Y	60	Closed	10095290010995178	1000	Prefunding	ARIM-1
3600242336	6MO LIBORWSJ	Y	N	Y	60	Closed	10005230000966888	1000	Prefunding	ARIM-1
3600242336	6MO LIBORWSJ	Y	N	Y	60	Closed	100052300009661547	1000	Prefunding	ARIM-1
3600242336	6MO LIBORWSJ	Y	N	Y	60	Closed	100052300009905170	1000	Prefunding	ARIM-1
3600242336	6MO LIBORWSJ	Y	N	Y	60	Closed	100052300010274343	1000	Prefunding	ARIM-1
3600242336	6MO LIBORWSJ	Y	N	Y	24	Closed	10005230000956738	1000	Prefunding	ARIM-1
3600242336	6MO LIBORWSJ	Y	N	Y	24	Closed	100052300009427654	1000	Prefunding	ARIM-1
3600242336	6MO LIBORWSJ	Y	N	Y	24	Closed		1000	Prefunding	ARIM-1

3600242336	6MOLIBORWSJ	0	Closed	Y	N	Y	N	Y	100075420040025510	1000	Prefunding	ARM-1
3600356324	6MOLIBORWSJ	0	Closed	Y	Y	Y	Y	Y	100039302004928860	1000	Prefunding	ARM-1
3600356324	6MOLIBORWSJ	0	Closed	Y	Y	Y	Y	Y	100173300003260373	1000	Prefunding	ARM-1
3600356324	6MOLIBORWSJ	0	Closed	Y	N	Y	Y	Y	100256013002748946	1000	Prefunding	ARM-1
3600356324	6MOLIBORWSJ	0	Closed	Y	Y	Y	Y	Y	100071300000025706	1000	Prefunding	ARM-1
3600356324	6MOLIBORWSJ	0	Closed	Y	N	Y	N	Y	100300915000166430	1000	Prefunding	ARM-1
3600356324	6MOLIBORWSJ	60	Closed	Y	N	Y	N	Y	100044300001439637	1000	Prefunding	ARM-1
3600242336	6MOLIBORWSJ	60	Closed	Y	Y	Y	Y	Y	100077910003239163	1000	Prefunding	ARM-1
3600242336	6MOLIBORWSJ	60	Closed	Y	Y	Y	Y	Y	100108300000042559	1000	Prefunding	ARM-1
3600356324	6MOLIBORWSJ	60	Closed	Y	Y	Y	Y	Y	100077910003250653	1000	Prefunding	ARM-1
3600356324	6MOLIBORWSJ	24	Closed	Y	Y	Y	Y	Y	100274850200214497	1000	Prefunding	ARM-1
3600242336	6MOLIBORWSJ	24	Closed	Y	Y	Y	Y	Y	100180100001680253	1000	Prefunding	ARM-1
3600242336	6MOLIBORWSJ	24	Closed	Y	Y	Y	Y	Y	100180100001675618	1000	Prefunding	ARM-1
3600242336	6MOLIBORWSJ	24	Closed	Y	Y	Y	Y	Y	100180100001654135	1000	Prefunding	ARM-1
3600242336	6MOLIBORWSJ	24	Closed	Y	Y	Y	Y	Y	100180100001640836	1000	Prefunding	ARM-1
3600242336	6MOLIBORWSJ	24	Closed	Y	Y	Y	Y	Y	100180100001633872	1000	Prefunding	ARM-1
3600242336	6MOLIBORWSJ	24	Closed	Y	Y	Y	Y	Y	100180100001625803	1000	Prefunding	ARM-1
3600242336	6MOLIBORWSJ	24	Closed	Y	Y	Y	Y	Y	100334611041000828	1000	Prefunding	ARM-1
3600242336	6MOLIBORWSJ	24	Closed	Y	Y	Y	Y	Y	100052300409526952	1000	Prefunding	ARM-1
3600242336	6MOLIBORWSJ	60	Closed	Y	Y	Y	Y	Y	100052300409763918	1000	Prefunding	ARM-1
3600242336	6MOLIBORWSJ	60	Closed	Y	Y	Y	Y	Y	100052300410130123	1000	Prefunding	ARM-1
3600242336	6MOLIBORWSJ	60	Closed	Y	Y	Y	Y	Y	100052300409561122	1000	Prefunding	ARM-1
3600242336	6MOLIBORWSJ	60	Closed	Y	Y	Y	Y	Y	1000523004094561703	1000	Prefunding	ARM-1
3600242336	6MOLIBORWSJ	60	Closed	Y	Y	Y	Y	Y	100052300410231398	1000	Prefunding	ARM-1
3600242336	6MOLIBORWSJ	60	Closed	Y	Y	Y	Y	Y	100052300410127418	1000	Prefunding	ARM-1
3600242336	6MOLIBORWSJ	60	Closed	Y	Y	Y	Y	Y	100052300406878274	1000	Prefunding	ARM-1
3600242336	6MOLIBORWSJ	60	Closed	Y	Y	Y	Y	Y	100052300410129272	1000	Prefunding	ARM-1
3600242336	6MOLIBORWSJ	60	Closed	Y	Y	Y	Y	Y	100052300408072162	1000	Prefunding	ARM-1
3600242336	6MOLIBORWSJ	60	Closed	Y	Y	Y	Y	Y	100052300405266758	1000	Prefunding	ARM-1
3600242336	6MOLIBORWSJ	60	Closed	Y	Y	Y	Y	Y	100052300409321139	1000	Prefunding	ARM-1
3600242336	6MOLIBORWSJ	60	Closed	Y	Y	Y	Y	Y	100300915000393581	1000	Prefunding	ARM-1
3600242336	6MOLIBORWSJ	60	Closed	Y	Y	Y	Y	Y	10018010000164886	1000	Prefunding	ARM-1
3600242336	6MOLIBORWSJ	60	Closed	Y	Y	Y	Y	Y	100180100001626702	1000	Prefunding	ARM-1
3600242336	6MOLIBORWSJ	60	Closed	Y	Y	Y	Y	Y	100153900104100559	1000	Prefunding	ARM-1
3600242336	6MOLIBORWSJ	60	Closed	Y	Y	Y	Y	Y	100180100001606183	1000	Prefunding	ARM-1
3600242336	6MOLIBORWSJ	60	Closed	Y	N	Y	N	Y	10039302004410487	1000	Prefunding	ARM-1
3600242336	6MOLIBORWSJ	60	Closed	Y	Y	Y	Y	Y	1001570044298654	1000	Prefunding	ARM-1
3600356324	6MOLIBORWSJ	60	Closed	Y	Y	Y	Y	Y	10013269000011824	1000	Prefunding	ARM-1
3600356324	6MOLIBORWSJ	60	Closed	Y	Y	Y	Y	Y	10005900000045762	1000	Prefunding	ARM-1
3600356324	6MOLIBORWSJ	60	Closed	Y	Y	Y	Y	Y	10035900000044784	1000	Prefunding	ARM-1
3600356324	6MOLIBORWSJ	60	Closed	Y	Y	Y	Y	Y	1003530011078040	1000	Prefunding	ARM-1
3600356324	6MOLIBORWSJ	60	Closed	Y	Y	Y	Y	Y	1004430000162921	1000	Prefunding	ARM-1
3600356324	6MOLIBORWSJ	60	Closed	Y	Y	Y	Y	Y	10015322041004821	1000	Prefunding	ARM-1
3600356324	6MOLIBORWSJ	60	Closed	Y	Y	Y	Y	Y	100185000241000170	1000	Prefunding	ARM-1
3600356324	6MOLIBORWSJ	60	Closed	Y	Y	Y	Y	Y	100287611033253561	1000	Prefunding	ARM-1
3600242336	6MOLIBORWSJ	60	Closed	Y	N	Y	N	Y	10005958042110940072	1000	Prefunding	ARM-1
3600242336	6MOLIBORWSJ	60	Closed	Y	N	Y	N	Y	100077910002726897	1000	Prefunding	ARM-1
3600242336	6MOLIBORWSJ	60	Closed	Y	N	Y	N	Y	100077910002631788	1000	Prefunding	ARM-1
3600356324	6MOLIBORWSJ	60	Closed	Y	Y	Y	Y	Y	100153210410018871	1000	Prefunding	ARM-1
3600356324	6MOLIBORWSJ	60	Closed	Y	Y	Y	Y	Y	10013530011020040	1000	Prefunding	ARM-1
3600356324	6MOLIBORWSJ	60	Closed	Y	Y	Y	Y	Y	10014460097392486	1000	Prefunding	ARM-1
3600356324	6MOLIBORWSJ	60	Closed	Y	Y	Y	Y	Y	100173337340115885	1000	Prefunding	ARM-1
3600356324	6MOLIBORWSJ	60	Closed	Y	Y	Y	Y	Y	100036906900119580	1000	Prefunding	ARM-1
3600356324	6MOLIBORWSJ	60	Closed	Y	N	Y	N	Y	10009162002025188	1000	Prefunding	ARM-1
3600356324	6MOLIBORWSJ	60	Closed	Y	N	Y	N	Y	10005900000045382	1000	Prefunding	ARM-1
3600356324	6MOLIBORWSJ	60	Closed	Y	N	Y	N	Y	10016500003714529	1000	Prefunding	ARM-1
3600356324	6MOLIBORWSJ	60	Closed	Y	N	Y	N	Y	10004300001437201	1000	Prefunding	ARM-1
3600356324	6MOLIBORWSJ	60	Closed	Y	Y	Y	Y	Y	100155000003719100	1000	Prefunding	ARM-1
3600242336	6MOLIBORWSJ	24	Closed	Y	Y	Y	Y	Y	100180100001653470	1000	Prefunding	ARM-1
3600242336	6MOLIBORWSJ	60	Closed	Y	Y	Y	Y	Y	100073204110026238	1000	Prefunding	ARM-1
3600242336	6MOLIBORWSJ	60	Closed	Y	Y	Y	Y	Y	100036060000392669	1000	Prefunding	ARM-1
3600242336	6MOLIBORWSJ	0	Closed	Y	Y	Y	Y	Y	100057602000088554	1000	Prefunding	ARM-1

