




03055190

OMB APPROVAL
OMB Number: 3235-0327
Expires: January 31, 2005
Estimated average burden hours per response... 0.10

**UNITED STATES
Securities and Exchange Commission
Washington, D. C. 20549**

**FORM SE
FORM FOR SUBMISSION OF PAPER FORMAT EXHIBITS
BY ELECTRONIC FILERS**



Wachovia Commercial Mortgage Securities, Inc.	0000850779
Exact name of registrant as specified in charter	Registrant CIK Number
^{FOR} Form 8-K dated April 8, 2003	333-82983 333-48943
Electronic report, schedule or registration statement of which the documents are a part (give period of report)	SEC file number, if available

PROCESSED
APR 10 2003

THOMSON FINANCIAL

Name of Person Filing the Document (If other than the Registrant)

SIGNATURES

Filings Made By the Registrant:

The Registrant has duly caused this form to be signed on its behalf by the undersigned, thereunto duly authorized, in the City of New York, State of New York, 2003.

Wachovia Commercial Mortgage Securities, Inc.

(Registrant)

By: William J. Cohane

(Name and Title)

Name: William J. Cohane

Title: Vice President

Filings Made by Person Other Than the Registrant:

After reasonable inquiry and to the best of my knowledge and belief, I certify on _____, 2003, that the information set forth in this statement is true and complete.

By: _____

(Name)

(Title)

Period	Date	Group 1				Group 2			
		Balance	Sched Princ	Balance	Principal	Balance	Principal	Balance	Principal
0	10-Apr-03	641,845,937.78		80,500,000.00		374,075,000.00		374,075,000.00	
1	15-May-03	841,131,990.24	713,707.52	79,786,292.48	713,707.52	374,075,000.00		374,075,000.00	
2	15-Jun-03	640,506,868.39	825,121.85	79,161,170.63	825,121.85	374,075,000.00		374,075,000.00	
3	15-Jul-03	639,786,749.27	720,068.12	78,441,071.51	720,068.12	374,075,000.00		374,075,000.00	
4	15-Aug-03	639,152,015.01	631,754.27	77,809,317.25	631,754.27	374,075,000.00		374,075,000.00	
5	15-Sep-03	638,520,149.96	634,668.04	77,174,449.20	634,668.04	374,075,000.00		374,075,000.00	
6	15-Oct-03	637,790,563.74	729,583.23	76,444,865.98	729,583.23	374,075,000.00		374,075,000.00	
7	15-Nov-03	637,148,988.14	641,595.88	75,803,370.38	641,595.88	374,075,000.00		374,075,000.00	
8	15-Dec-03	636,475,358.37	736,139.78	75,067,140.61	736,139.78	374,075,000.00		374,075,000.00	
9	15-Jan-04	635,746,540.65	846,368.81	74,418,751.79	846,368.81	374,075,000.00		374,075,000.00	
10	15-Feb-04	635,067,228.47	803,230.64	73,736,531.65	803,230.64	374,075,000.00		374,075,000.00	
11	15-Mar-04	634,198,308.34	883,320.97	72,852,611.18	883,320.97	374,075,000.00		374,075,000.00	
12	15-Apr-04	633,503,661.63	698,747.11	72,157,664.07	698,747.11	374,075,000.00		374,075,000.00	
13	15-May-04	632,708,881.40	754,960.34	71,363,183.73	754,960.34	374,075,000.00		374,075,000.00	
14	15-Jun-04	632,005,300.05	702,075.44	70,661,108.29	702,075.44	374,075,000.00		374,075,000.00	
15	15-Jul-04	631,185,940.63	801,931.22	69,859,297.07	801,931.22	374,075,000.00		374,075,000.00	
16	15-Aug-04	630,345,918.87	708,476.16	69,149,821.91	708,476.16	374,075,000.00		374,075,000.00	
17	15-Sep-04	629,784,378.31	750,964.31	68,418,860.61	750,964.31	374,075,000.00		374,075,000.00	
18	15-Oct-04	629,831,263.98	835,994.71	67,585,365.83	835,994.71	374,075,000.00		374,075,000.00	
19	15-Nov-04	629,892,554.78	739,620.51	66,846,357.02	739,620.51	374,075,000.00		374,075,000.00	
20	15-Dec-04	629,735,178.79	840,776.00	66,006,182.03	840,776.00	374,075,000.00		374,075,000.00	
21	15-Jan-05	629,605,488.68	746,391.11	65,259,790.92	746,391.11	374,075,000.00		374,075,000.00	
22	15-Feb-05	629,855,430.08	750,668.00	64,509,732.32	750,668.00	374,075,000.00		374,075,000.00	
23	15-Mar-05	629,402,044.82	1,053,363.16	63,456,349.16	1,053,363.16	374,075,000.00		374,075,000.00	
24	15-Apr-05	629,039,780.33	782,298.59	62,694,062.57	782,298.59	374,075,000.00		374,075,000.00	
25	15-May-05	623,176,252.16	854,608.17	61,829,554.40	854,608.17	374,075,000.00		374,075,000.00	
26	15-Jun-05	622,404,989.39	770,282.71	61,059,371.63	770,282.71	374,075,000.00		374,075,000.00	
27	15-Jul-05	621,593,688.67	872,988.72	60,186,382.81	872,988.72	374,075,000.00		374,075,000.00	
28	15-Aug-05	620,754,323.62	778,358.75	59,408,026.16	778,358.75	374,075,000.00		374,075,000.00	
29	15-Sep-05	619,872,141.85	782,161.97	58,626,444.19	782,161.97	374,075,000.00		374,075,000.00	
30	15-Oct-05	619,095,274.76	883,967.17	57,742,577.02	883,967.17	374,075,000.00		374,075,000.00	
31	15-Nov-05	618,257,903.04	790,371.74	56,952,205.28	790,371.74	374,075,000.00		374,075,000.00	
32	15-Dec-05	617,406,066.98	891,836.09	56,060,369.20	891,836.09	374,075,000.00		374,075,000.00	
33	15-Jan-06	616,807,425.75	798,641.20	55,261,727.99	798,641.20	374,075,000.00		374,075,000.00	
34	15-Feb-06	616,804,839.29	802,566.47	54,459,161.53	802,566.47	374,075,000.00		374,075,000.00	
35	15-Mar-06	614,706,375.20	1,098,084.09	53,361,077.44	1,098,084.09	374,075,000.00		374,075,000.00	
36	15-Apr-06	613,694,461.13	811,913.47	52,549,163.97	811,913.47	374,075,000.00		374,075,000.00	
37	15-May-06	612,982,088.17	812,796.56	51,836,387.41	812,796.56	374,075,000.00		374,075,000.00	
38	15-Jun-06	612,161,672.57	820,392.60	50,815,974.81	820,392.60	374,075,000.00		374,075,000.00	
39	15-Jul-06	611,240,625.54	821,047.03	49,894,927.78	821,047.03	374,075,000.00		374,075,000.00	
40	15-Aug-06	610,411,697.28	828,394.28	48,065,973.52	828,394.28	374,075,000.00		374,075,000.00	
41	15-Sep-06	609,578,643.21	833,029.07	48,232,944.45	833,029.07	374,075,000.00		374,075,000.00	
42	15-Oct-06	608,645,298.37	833,342.84	47,299,601.61	833,342.84	374,075,000.00		374,075,000.00	
43	15-Nov-06	607,803,585.68	841,713.71	46,457,887.90	841,713.71	374,075,000.00		374,075,000.00	



This material is for your private information and neither Nomura Securities International, Inc. nor any other Underwriter collectively (the "Underwriters") is soliciting any action based upon it. This material is not to be construed as an offer to sell or the solicitation of an offer to buy any security in any jurisdiction where such an offer or solicitation would be illegal. The material is based on information that the Underwriters consider reliable, but the Underwriters do not represent that it is accurate or complete and it should not be relied upon as such. By accepting this material the recipient agrees that it will not distribute or provide the material to any other person. The recipient further agrees that it is an "Accredited Investor" (as defined in Regulation D under the Securities Act of 1933) and/or a "Qualified Institutional Buyer" (as defined in Rule 144a under the Securities Act). The information contained in this material may pertain to securities that ultimately are not sold. The information contained in this material may be based on assumptions regarding market conditions and other matters as reflected herein. The Underwriters make no representation regarding the reasonableness of such assumptions for the likelihood that any of such assumptions will coincide with actual market conditions or events, and this material should not be relied upon for such purposes. The Underwriters and their affiliates, officers, directors, partners and employees, including persons involved in the preparation or issuance of this material, may, from time to time, have long or short positions in, and buy and sell, the securities mentioned herein or derivatives thereof (including options). Information contained in this material is current as of the date appearing in this material only. Information in this material regarding any assets backing any securities discussed herein supersedes all prior information regarding such assets. Any information in this material, whether received by the Underwriters or not, will be disseminated to other subscribers, with the understanding that the information contained in any final offering document for any securities actually sold to you. This material is furnished solely by the Underwriters and not by the issuer of the securities. The issuer of the securities has not prepared, reviewed or participated in the preparation of this material, is not responsible for the accuracy of this material and has not authorized the dissemination of this material. The Underwriters are acting as underwriters and not acting as agents for the issuer in connection with the proposed transaction.

NOMURA

Series 8
Series 24

Period	Date	Balance	Sched Princ	Principal	Balance	Principal
44	15-Dec-06	606,681,792.38	541,739,239	941,793.28	374,075,000.00	374,075,000.00
45	15-Jan-07	608,011,309.50	650,482,681	950,482.88	374,075,000.00	374,075,000.00
46	15-Feb-07	609,150,646.60	854,663,693	854,663.89	374,075,000.00	374,075,000.00
47	15-Mar-07	609,011,193.82	1,146,451,991	1,145,451.99	374,075,000.00	374,075,000.00
48	15-Apr-07	603,145,092.06	964,601,561	864,501.56	374,075,000.00	374,075,000.00
49	15-May-07	602,862,225.51	863,989,224	40,837,028.05	374,075,000.00	374,075,000.00
50	15-Jun-07	601,309,233.24	873,892,371	39,963,535.48	374,075,000.00	374,075,000.00
51	15-Jul-07	600,338,518.46	872,714,778	38,950,820.70	374,075,000.00	374,075,000.00
52	15-Aug-07	599,451,947.53	862,576,111	38,108,249.59	374,075,000.00	374,075,000.00
53	15-Sep-07	598,567,338.50	849,918,645	37,221,339.14	374,075,000.00	374,075,000.00
54	15-Oct-07	597,684,786.46	838,215,655	36,235,568.22	374,075,000.00	374,075,000.00
55	15-Nov-07	596,803,144.07	826,571,000	35,339,448.62	374,075,000.00	374,075,000.00
56	15-Dec-07	595,922,467.51	815,000,000	34,444,716.91	374,075,000.00	374,075,000.00
57	15-Jan-08	595,041,752.00	803,500,000	33,549,985.20	374,075,000.00	374,075,000.00
58	15-Feb-08	594,161,036.49	792,000,000	32,655,253.49	374,075,000.00	374,075,000.00
59	15-Mar-08	593,280,320.98	780,500,000	31,760,521.78	374,075,000.00	374,075,000.00
60	15-Apr-08	592,400,605.47	769,000,000	30,865,790.07	374,075,000.00	374,075,000.00
61	15-May-08	591,520,890.96	757,500,000	29,971,058.36	374,075,000.00	374,075,000.00
62	15-Jun-08	590,641,175.45	746,000,000	29,076,326.65	374,075,000.00	374,075,000.00
63	15-Jul-08	589,761,460.94	734,500,000	28,181,594.94	374,075,000.00	374,075,000.00
64	15-Aug-08	588,881,746.43	723,000,000	27,286,863.23	374,075,000.00	374,075,000.00
65	15-Sep-08	588,002,031.92	711,500,000	26,392,131.52	374,075,000.00	374,075,000.00
66	15-Oct-08	587,122,317.41	700,000,000	25,497,400.81	374,075,000.00	374,075,000.00
67	15-Nov-08	586,242,602.90	688,500,000	24,602,669.10	374,075,000.00	374,075,000.00
68	15-Dec-08	585,362,888.39	677,000,000	23,707,937.39	374,075,000.00	374,075,000.00
69	15-Jan-09	584,483,173.88	665,500,000	22,813,205.68	374,075,000.00	374,075,000.00
70	15-Feb-09	583,603,459.37	654,000,000	21,918,473.97	374,075,000.00	374,075,000.00
71	15-Mar-09	582,723,744.86	642,500,000	21,023,742.26	374,075,000.00	374,075,000.00
72	15-Apr-09	581,844,030.35	631,000,000	20,129,010.55	374,075,000.00	374,075,000.00
73	15-May-09	580,964,315.84	619,500,000	19,234,278.84	374,075,000.00	374,075,000.00
74	15-Jun-09	580,084,601.33	608,000,000	18,339,547.13	374,075,000.00	374,075,000.00
75	15-Jul-09	579,204,886.82	596,500,000	17,444,815.42	374,075,000.00	374,075,000.00
76	15-Aug-09	578,325,172.31	585,000,000	16,550,083.71	374,075,000.00	374,075,000.00
77	15-Sep-09	577,445,457.80	573,500,000	15,655,352.00	374,075,000.00	374,075,000.00
78	15-Oct-09	576,565,743.29	562,000,000	14,760,620.29	374,075,000.00	374,075,000.00
79	15-Nov-09	575,686,028.78	550,500,000	13,865,888.58	374,075,000.00	374,075,000.00
80	15-Dec-09	574,806,314.27	539,000,000	12,971,156.87	374,075,000.00	374,075,000.00
81	15-Jan-10	573,926,600.76	527,500,000	12,076,425.16	374,075,000.00	374,075,000.00
82	15-Feb-10	573,046,886.25	516,000,000	11,181,693.45	374,075,000.00	374,075,000.00
83	15-Mar-10	572,167,171.74	504,500,000	10,286,961.74	374,075,000.00	374,075,000.00
84	15-Apr-10	571,287,457.23	493,000,000	9,392,230.03	374,075,000.00	374,075,000.00
85	15-May-10	570,407,742.72	481,500,000	8,497,498.32	374,075,000.00	374,075,000.00
86	15-Jun-10	569,528,028.21	470,000,000	7,602,766.61	374,075,000.00	374,075,000.00
87	15-Jul-10	568,648,313.70	458,500,000	6,708,034.90	374,075,000.00	374,075,000.00
88	15-Aug-10	567,768,600.19	447,000,000	5,813,303.19	374,075,000.00	374,075,000.00
89	15-Sep-10	566,888,886.68	435,500,000	4,918,571.48	374,075,000.00	374,075,000.00
90	15-Oct-10	566,009,173.17	424,000,000	4,023,839.77	374,075,000.00	374,075,000.00
91	15-Nov-10	565,129,459.66	412,500,000	3,129,108.06	374,075,000.00	374,075,000.00
92	15-Dec-10	564,249,746.15	401,000,000	2,234,376.35	374,075,000.00	374,075,000.00


This material is for your private information and neither Nomura Securities International, Inc. nor any other Underwriter (collectively, the "Underwriters") is soliciting any action based upon it. This material is not to be construed as an offer to sell or the solicitation of any offer to buy any security in any jurisdiction where such an offer or solicitation would be illegal. This material is based on information that the Underwriters consider reliable, but the Underwriters do not represent that it is accurate or complete and it should not be relied upon as such. By accepting this material the recipient agrees that it is an "Accredited Investor" (as defined in Regulation D under the Securities Act of 1933) and/or a "Qualified Institutional Buyer" (as defined in Rule 144A under the Securities Act). The information contained in this material may pertain to securities that ultimately are not sold. The information contained in this material may be based on assumptions regarding market conditions and other matters as attached hereto. The Underwriters make no representation regarding the reasonableness of such assumptions or the likelihood that any of such assumptions will coincide with actual market conditions or events, and this material should not be relied upon for such purpose. The Underwriters and their affiliates, officers, directors, partners and employees, including persons involved in the preparation or issuance of this material, may, from time to time, have long or short positions in, and buy and sell, the securities mentioned therein or derivatives thereof (including options). Information contained in this material is current as of the date appearing in this material only. Information in this material regarding any securities discussed herein supersedes all prior information regarding such assets. Any information in this material, whether regarding the assets backing any securities discussed herein or otherwise, will be superseded in its entirety by the information contained in any offering document for any securities actually sold to you. This material is furnished solely by the Underwriters and not by the issuer of the securities. The issuer of the securities has not prepared, reviewed or participated in the preparation of this material, is not responsible for the accuracy of this material and has not authorized the dissemination of this material. The Underwriters are acting as underwriters and not acting as agents to the issuer in connection with the proposed transaction.


NOMURA
 Series 8 
 Series 24 

Period	Date	Group 1		A-1		A-2	
		Balance	Sched Princ	Principal	Balance	Principal	Balance
93	15-Jan-11	405,027,388.46	822,405.73		217,756,690.70		822,405.73
94	15-Feb-11	400,876,855.30	4,350,733.09		213,405,957.62		4,350,733.09
95	15-Mar-11	399,861,816.67	970,638.36		212,391,118.81		1,014,638.81
96	15-Apr-11	398,834,889.78	1,050,117.78		211,365,001.03		826,117.78
97	15-May-11	397,801,127.02	884,491.79		210,370,429.26		894,571.76
98	15-Jun-11	396,761,361.03	834,740.00		209,835,683.27		834,740.00
99	15-Jul-11	395,718,911.68	802,896.38		209,835,683.27		902,896.38
100	15-Aug-11	394,672,203.07	843,459.80		208,089,254.09		843,459.80
101	15-Sep-11	393,622,338.72	815,666.35		207,241,565.31		847,668.78
102	15-Oct-11	392,570,166.75	806,530.97		206,325,998.96		856,530.97
103	15-Nov-11	391,515,893.53	874,172.22		205,469,467.99		974,172.22
104	15-Dec-11	390,450,432.66	865,460.97		204,545,295.77		865,460.97
105	15-Jan-12	389,380,732.21	869,800.45		203,679,834.90		869,800.45
106	15-Feb-12	388,308,719.76	1,000,012.45		202,810,034.45		1,000,012.45
107	15-Mar-12	387,231,940.98	879,178.80		201,930,843.20		879,178.80
108	15-Apr-12	386,150,326.12	946,214.64		199,984,628.56		946,214.64
109	15-May-12	385,064,862.95	888,333.39		199,096,295.17		888,333.39
110	15-Jun-12	383,975,968.30	945,124.54		198,141,170.63		945,124.54
111	15-Jul-12	382,883,268.69	897,078.80		197,243,591.83		897,078.80
112	15-Aug-12	381,786,720.72	902,079.32		196,341,511.96		902,079.32
113	15-Sep-12	380,686,300.00	908,803.69		195,373,008.27		908,803.69
114	15-Oct-12	379,581,869.05	4,777,819.38		194,645,188.68		4,777,819.38
115	15-Nov-12	378,474,198.46	17,023,764.28		193,621,424.61		17,023,764.28
116	15-Dec-12	377,363,852.91	49,311,039.49		192,309,655.15		49,311,039.46
117	15-Jan-13	376,250,730.28	68,290,814.89		190,645,188.68		68,290,814.83
118	15-Feb-13	375,135,133.59	118,899,606.97		188,289,040.52		118,899,606.97
119	15-Mar-13	374,018,454.37	97,804,888.39		186,029,040.52		97,804,888.39
120	15-Apr-13	372,901,329.22	100,335.83				100,335.83
121	15-May-13	371,784,198.54	9,047,929.22				9,047,929.22
122	15-Jun-13	370,666,169.64	8,946,169.64				8,946,169.64
123	15-Jul-13	369,547,449.48	8,845,657.48				8,845,657.48
124	15-Aug-13	368,428,111.30	8,745,911.30				8,745,911.30
125	15-Sep-13	367,308,691.38	8,644,691.38				8,644,691.38
126	15-Oct-13	366,188,719.88	8,543,719.88				8,543,719.88
127	15-Nov-13	365,068,499.06	8,439,499.06				8,439,499.06
128	15-Dec-13	363,947,440.00	8,335,447.00				8,335,447.00
129	15-Jan-14	362,826,172.00	8,232,286.12				8,232,286.12
130	15-Feb-14	361,704,518.56	8,129,518.56				8,129,518.56
131	15-Mar-14	360,582,511.49	8,020,851.49				8,020,851.49
132	15-Apr-14	359,460,046.06	7,916,046.06				7,916,046.06
133	15-May-14	358,337,252.34	7,809,522.34				7,809,522.34
134	15-Jun-14	357,214,040.00	7,703,785.00				7,703,785.00
135	15-Jul-14	356,090,460.00	7,596,349.00				7,596,349.00
136	15-Aug-14	354,965,464.22	7,488,464.22				7,488,464.22
137	15-Sep-14	353,840,060.00	7,380,060.00				7,380,060.00
138	15-Oct-14	352,714,260.00	7,271,260.00				7,271,260.00
139	15-Nov-14	351,588,060.00	7,162,060.00				7,162,060.00
140	15-Dec-14	350,461,460.00	7,052,460.00				7,052,460.00

This material is for your private information and neither Nomura Securities International, Inc. nor any other Underwriter (collectively, the "Underwriters") is soliciting any action based upon it. This material is not to be construed as an offer to sell or the solicitation of any offer to buy any security in any jurisdiction where such an offer or solicitation would be illegal. This material is based on information that the Underwriters consider reliable, but the Underwriters do not represent that it is accurate or complete and it should not be relied upon as such. By accepting this material the recipient agrees that it will not distribute or provide the material to any other person. The recipient further agrees that it is an "Accredited Investor" (as defined in Regulation D under the Securities Act of 1933) and/or a "Qualified Institutional Buyer" (as defined in Rule 144A under the Securities Act). The information contained in this material may pertain to securities that ultimately are not sold. The information contained in this material may be based on assumptions regarding market conditions and other matters as reflected herein. The Underwriters make no representation regarding the reasonableness of such assumptions or the likelihood that any of such assumptions will coincide with actual market conditions or events, and this material should not be relied upon for such purposes. The Underwriters and their affiliates, officers, directors, partners and employees, including persons involved in the preparation or issuance of this material, may, from time to time, have long or short positions in, and buy and sell, the securities mentioned therein or derivatives thereof (including options) and information contained in this material is current as of the date appearing in this material only. Information in this material regarding any securities discussed herein supersedes all prior information regarding such assets. Any information in this material, whether regarding the assets backing any securities discussed herein or otherwise, will be superseded in its entirety by the information contained in any final offering document for any securities actually sold to you. This material is furnished solely by the Underwriters and not by the issuer of the securities. The issuer of the securities has not prepared, reviewed or participated in the preparation of this material. We are not responsible for the accuracy of this material and has not authorized the dissemination of this material. The Underwriters are acting as underwriters and not acting as agents for the issuer in connection with the proposed transaction.

NOMURA



Series B 

Series 24 

Period	Date	Group 1		A-1		A-2	
		Balance	Sched Princ	Balance	Principal	Balance	Principal
141	15-Jan-15	6,843,059.81	109,841.63				
142	15-Feb-15	6,834,501.20	110,076.61				
143	15-Mar-15	6,721,622.06	113,319.14				
144	15-Apr-15	6,610,206.07	114,175.38				
145	15-May-15	6,497,627.78	112,659.92				
146	15-Jun-15	6,386,254.83	112,272.63				
147	15-Jul-15	6,271,821.36	113,733.44				
148	15-Aug-15	6,149,296.24	113,381.16				
149	15-Sep-15	6,044,303.21	113,917.93				
150	15-Oct-15	5,929,840.06	115,362.65				
151	15-Nov-15	5,813,679.10	115,961.46				
152	15-Dec-15	5,697,245.61	116,463.48				
153	15-Jan-16	5,581,218.76	116,968.54				
154	15-Feb-16	5,464,456.16	116,766.58				
155	15-Mar-16	5,345,253.64	118,178.55				
156	15-Apr-16	5,227,592.89	117,627.34				
157	15-May-16	5,109,339.36	116,268.19				
158	15-Jun-16	4,994,252.48	116,065.68				
159	15-Jul-16	4,889,249.09	120,203.43				
160	15-Aug-16	4,784,588.96	120,200.46				
161	15-Sep-16	4,677,238.39	120,650.20				
162	15-Oct-16	4,568,307.62	122,130.70				
163	15-Nov-16	4,458,565.72	122,041.96				
164	15-Dec-16	4,350,298.31	123,297.42				
165	15-Jan-17	4,243,623.00	123,245.32				
166	15-Feb-17	4,137,623.00	123,849.76				
167	15-Mar-17	4,031,423.26	125,077.05				
168	15-Apr-17	3,926,046.93	126,287.42				
169	15-May-17	3,821,606.78	125,077.05				
170	15-Jun-17	3,698,640.07	126,286.71				
171	15-Jul-17	3,599,230.10	127,296.97				
172	15-Aug-17	3,494,754.39	127,478.72				
173	15-Sep-17	3,384,784.39	127,654.91				
174	15-Oct-17	3,264,168.97	123,180.33				
175	15-Nov-17	3,123,163.32	123,000.09				
176	15-Dec-17	2,996,713.62	123,443.71				
177	15-Jan-18	2,870,268.22	130,643.58				
178	15-Feb-18	2,738,724.84	130,719.17				
179	15-Mar-18	2,605,065.42	131,369.40				
180	15-Apr-18	2,473,849.91	131,369.40				
181	15-May-18	2,343,926.19	131,369.40				
182	15-Jun-18	2,216,401.31	131,369.40				
183	15-Jul-18	2,090,172.74	131,369.40				
184	15-Aug-18	1,964,333.11	131,369.40				
185	15-Sep-18	1,842,437.97	131,369.40				
186	15-Oct-18	1,723,636.70	131,369.40				
187	15-Nov-18	1,608,865.03	131,369.40				
188	15-Dec-18	1,495,251.47	131,369.40				

This material is for your private information and is not to be distributed to any other person. The Underwriter (collectively, the "Underwriters") is soliciting any action based upon it. This material is not to be construed as an offer to sell or the solicitation of any offer to buy any security in any jurisdiction where such an offer or solicitation would be illegal. The material is based on information that the Underwriters consider reliable, but the Underwriters do not represent that it is accurate or complete and it should not be relied upon as such. By accepting this material the recipient agrees that it will not distribute or provide the material to any other person. The recipient further agrees that it is an "Accredited Investor" (as defined in Regulation D under the Securities Act of 1933) and/or a "Qualified Institutional Buyer" (as defined in Rule 144A under the Securities Act). The information contained in this material may pertain to securities that ultimately are not sold. The information contained in this material may be based on assumptions regarding market conditions and other matters as reflected herein. The Underwriters make no representation regarding the reasonableness of such assumptions or the likelihood that any of such assumptions will coincide with actual market conditions or events, and this material should not be relied upon for such purposes. The Underwriters and their affiliates, officers, directors, partners and employees, including persons involved in the preparation or issuance of this material, may, from time to time, have long or short positions in, and buy and sell, the securities mentioned herein or derivatives thereof (including options). Information contained in this material is current as of the date appearing in this material only. Information in this material regarding any assets backing any securities discussed herein supercedes all prior information regarding such assets. Any information in this material, whether regarding the assets backing any securities discussed herein or otherwise, will be superseded in its entirety by the offering document for any securities actually sold to you. This material is furnished solely by the Underwriters and not by the issuer of the securities. The issuer of the securities has not prepared, reviewed or participated in the preparation of this material, is not responsible for the accuracy of this material and has not authorized the dissemination of this material. The Underwriters are acting as underwriters and not acting as agents for the issuer in connection with the proposed transaction.

NOMURA


Series 8 
 Series 24 

WBGMT 2003-C4

Period	Date	Group 1		A-1		A-2	
		Balance	Sched Princ	Balance	Principal	Balance	Principal
189	15-Jan-19	1,582,680.19	70,371.226				
190	15-Feb-19	1,627,678.84	70,831.336				
191	15-Mar-19	1,449,260.49	72,003.336				
192	15-Apr-19	1,411,566.56	35,069.333				
193	15-May-19	1,370,000.70	35,534.88				
194	15-Jun-19	1,343,590.35	35,440.35				
195	15-Jul-19	1,307,845.36	33,904.394				
196	15-Aug-19	1,271,398.55	35,069.51				
197	15-Sep-19	1,233,722.58	39,051.97				
198	15-Oct-19	1,199,255.00	39,489.08				
199	15-Nov-19	1,162,301.04	38,448.58				
200	15-Dec-19	1,121,390.03	36,847.31				
201	15-Jan-20	1,089,118.72	36,843.31				
202	15-Feb-20	1,052,974.96	37,001.74				
		1,015,471.32	37,807.09				
		977,976.15	37,443.77				
		939,208.45	37,815.33				
		901,339.73	37,848.89				
		863,160.06	38,209.87				
		824,981.36	38,208.72				
		788,426.59	38,484.77				
		747,671.89	39,808.69				
		708,739.89	38,880.94				
		669,323.34	38,213.61				
		630,211.90	38,201.54				
		590,708.60	39,513.20				
		550,674.32	40,034.26				
		510,732.88	39,941.82				
		470,191.38	40,254.60				
		430,153.51	40,375.49				
		392,447.42	40,965.78				
		348,931.88	40,809.94				
		307,810.29	41,027.59				
		267,831.03	19,778.336				
		228,000.57	19,431.57				
		248,016.02	19,985.32				
		227,368.00	20,646.55				
		207,813.72	20,154.78				
		187,441.54	20,372.18				
		167,981.88	20,371.88				
		146,535.28	20,512.69				
		125,990.92	20,596.34				
		105,233.44	20,771.47				
		84,416.00	20,817.46				
		63,486.15	20,829.84				
		42,432.25	21,053.90				
		21,275.73	21,156.52				
			21,275.73				

This material is for your private information and neither Nomura Securities International, Inc. nor any other Underwriter (collectively, the "Underwriters") is soliciting any action based upon it. This material is not to be construed as an offer to sell or the solicitation of any offer to buy any security in any jurisdiction where such an offer or solicitation would be illegal. This material is based on information that the Underwriters consider reliable, but the Underwriters do not represent that it is accurate or complete and it should not be relied upon as such. By accepting this material the recipient agrees that it will not distribute or provide the material to any other person. The recipient further agrees that if it is an "Accredited Investor" (as defined in Regulation D under the Securities Act of 1933) and/or a "Qualified Institutional Buyer" (as defined in Rule 144A under the Securities Act). The information contained in this material may pertain to securities that ultimately are not sold. The information contained in this material may be based on assumptions regarding market conditions and other matters as reflected herein. The Underwriters make no representation regarding the reasonableness of such assumptions or the likelihood that any of such assumptions will coincide with actual market conditions or events, and this material should not be relied upon for such purposes. The Underwriters and their affiliates, officers, directors, partners and employees, including persons involved in the preparation or issuance of this material may, from time to time, have long or short positions in, and buy and sell, the securities mentioned therein or derivatives thereof (including options). Information contained in this material is current as of the date appearing in this material only. Information in this material regarding any securities discussed herein superseded at prior information contained in any final offering document for any securities actually sold to you. This material is furnished solely by the Underwriters and not by the issuer of the securities. The issuer of the securities has not prepared, reviewed or participated in the preparation of this material, it is not responsible for the accuracy of this material and has not authorized the dissemination of this material. The Underwriters are acting as underwriters and not acting as agents for the issuer in connection with the proposed transaction.

NOMURA

Series 8 

Series 24 