

HSBC USA Inc.

## Barrier Uncapped Participation Notes™



Linked to a basket consisting of the S&P 500® Index (40.00%) | Russell 2000® Index (20.00%) | EURO STOXX 50® Index (20.00%) | iShares® MSCI Emerging Markets ETF (20.00%)

- ▶ At least 1.39x (to be determined on the Pricing Date) exposure to any positive return of the Reference Asset
- ▶ Contingent repayment of principal if the return of the basket is greater than or equal to the Barrier Percentage of -40%
- ▶ 1x exposure to any negative return of the basket if its return is less than -40%
- ▶ Approximately a 5 year maturity
- ▶ All payments on the notes are subject to the credit risk of HSBC USA Inc.

The Barrier Uncapped Participation Notes (each a "Note" and collectively the "Notes") offered hereunder will not be listed on any U.S. securities exchange or automated quotation system. The Notes will not bear interest.

Neither the U.S. Securities and Exchange Commission (the "SEC") nor any state securities commission has approved or disapproved of the Notes or passed upon the accuracy or the adequacy of this document, the accompanying prospectus, prospectus supplement or underlying supplements. Any representation to the contrary is a criminal offense. We have appointed HSBC Securities (USA) Inc., an affiliate of ours, as the agent for the sale of the Notes. HSBC Securities (USA) Inc. will purchase the Notes from us for distribution to other registered broker-dealers or will offer the Notes directly to investors. In addition, HSBC Securities (USA) Inc. or another of its affiliates or agents may use the pricing supplement to which this free writing prospectus relates in market-making transactions in any Notes after their initial sale. Unless we or our agent informs you otherwise in the confirmation of sale, the pricing supplement to which this free writing prospectus relates is being used in a market-making transaction. See "Supplemental Plan of Distribution (Conflicts of Interest)" on page FWP-17 of this free writing prospectus.

**Investment in the Notes involves certain risks. You should refer to "Risk Factors" beginning on page FWP-8 of this document, page S-1 of the accompanying prospectus supplement and either page S-1 of the accompanying Equity Index Underlying Supplement or page S-1 of the accompanying ETF Underlying Supplement, as applicable.**

The Estimated Initial Value of the Notes on the Pricing Date is expected to be between \$940.00 and \$980.00 per Note, for each of the Notes, which will be less than the price to public. The market value of the Notes at any time will reflect many factors and cannot be predicted with accuracy. See "Estimated Initial Value" on page FWP-5 and "Risk Factors" beginning on page FWP-8 of this document for additional information.

	Price to Public	Underwriting Discount <sup>(1)</sup>	Proceeds to Issuer
Per Note	\$1,000		
Total			

<sup>(1)</sup> HSBC USA Inc. or one of our affiliates may pay varying underwriting discounts of up to 0.55% and referral fees of up to 1.60% per \$1,000 Principal Amount in connection with the distribution of the Notes to other registered broker-dealers. In no case will the sum of the underwriting discounts and referral fees exceed 1.60% per \$1,000 Principal Amount. See "Supplemental Plan of Distribution (Conflicts of Interest)" on page FWP-17 of this free writing prospectus.

The Notes:

Are Not FDIC Insured	Are Not Bank Guaranteed	May Lose Value
----------------------	-------------------------	----------------

## Indicative Terms<sup>(1)</sup>

<b>Principal Amount</b>	\$1,000 per Note
<b>Term</b>	Approximately 5 years
<b>Reference Asset</b>	A basket consisting of the S&P 500 <sup>®</sup> Index (Ticker: "SPX"), the Russell 2000 <sup>®</sup> Index (Ticker: "RTY"), the EURO STOXX 50 <sup>®</sup> Index (Ticker: "SX5E") and the iShares <sup>®</sup> MSCI Emerging Markets ETF (Ticker: "EEM") (each, a "Reference Asset Component" and together, the "Reference Asset Components")
<b>Component Weights:</b>	40.00% for the SPX, 20.00% for the RTY, 20.00% for the SX5E and 20.00% for the EEM.
<b>Upside Participation Rate</b>	At least 139% (1.39x) exposure to any positive Reference Return (to be determined on the Pricing Date)
<b>Barrier Percentage</b>	-40% of the Initial Value.
<b>Payment at Maturity per Security</b>	<p><b>If the Reference Return is greater than zero:</b>  <math>\\$1,000 + (\\$1,000 \times \text{Reference Return} \times \text{Upside Participation Rate}^*)</math>.</p> <p><b>If the Reference Return is less than or equal to zero but greater than or equal to the Barrier Percentage:</b>  <math>\\$1,000</math> (zero return).</p> <p><b>If the Reference Return is less than the Barrier Percentage:</b>  <math>\\$1,000 + [\\$1,000 \times \text{Reference Return}]</math>.</p> <p>For example, if the Reference Return is -45%, you will suffer a -45% loss and receive 55% of the Principal Amount, subject to the credit risk of HSBC. If the Reference Return is less than the Barrier Percentage, you may lose some or all of your investment.</p>
<b>Reference Return</b>	The Reference Return will equal the sum of the following products: each Reference Asset Component Return <sup>(1)</sup> multiplied by its respective Component Weight
<b>Initial Value</b>	Set to 100 on the Pricing Date.
<b>Final Value</b>	$100 \times (1 + \text{Reference Return})$
<b>Pricing Date</b>	November 30, 2018
<b>Trade Date</b>	November 30, 2018
<b>Original Issue Date</b>	December 5, 2018
<b>Final Valuation Date<sup>(2)</sup></b>	November 30, 2023
<b>Maturity Date<sup>(2)</sup></b>	December 5, 2023
<b>CUSIP/ISIN</b>	40435F7K7/US40435F7K74

<sup>(1)</sup>As more fully described starting on page FWP-4.

<sup>(2)</sup>Subject to adjustment as described under "Additional Terms of the Notes" in the accompanying Equity Index Underlying Supplement.

\*To be determined on the Pricing Date and will not be less than 139%.

## The Securities

The Notes are designed for investors who believe the Reference Asset will appreciate over the term of the Notes.

If the Reference Asset appreciates over the term of the Notes, you will realize at least 139% (1.39x) (to be determined on the Pricing Date) of the Reference Asset appreciation. If the Reference Return is zero or below the Initial Value, but not less than the Barrier Percentage, you will receive the principal amount of Notes. If the Reference Asset declines below the Barrier Percentage, you will lose 1% of your investment for every 1% decline in the Reference Asset from the Initial Value, and you may lose up to 100% of your Principal Amount at maturity.



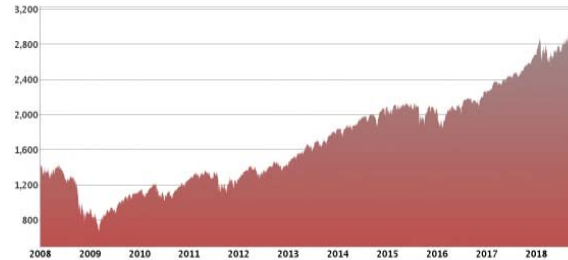
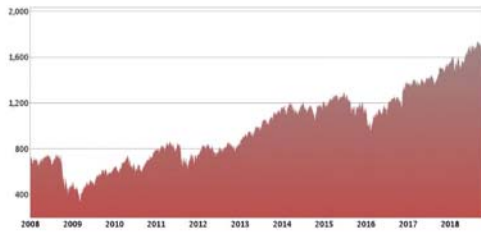
## Payoff Example

The table at right shows the hypothetical payout profile of an investment in the Notes reflecting a hypothetical 139% (1.39x) Upside Participation Rate and reflecting the Barrier Percentage of -40%.

Reference Return	Participation in Reference Return	Buffered AMPST <sup>™</sup>
20.00%	1.39x Upside exposure	27.80%
-20.00%	Barrier Percentage of -40%	0.00%
-60.00%	1x loss from Initial Value beyond Barrier Percentage	-60.00%

## Information about the Reference Asset Components

The S&P 500<sup>®</sup> Index is a capitalization-weighted index of 500 U.S. stocks. It is designed to measure performance of the broad domestic economy through changes in the aggregate market value of 500 stocks representing all major industries.



The Russell 2000<sup>®</sup> Index consists of the smallest 2,000 companies included in the Russell 3000<sup>®</sup> Index, which is composed of the 3,000 largest U.S. companies as determined by market capitalization.

The EURO STOXX 50<sup>®</sup> Index is composed of 50 stocks from the Eurozone portion of the STOXX Europe 600 Supersector indices.



iShares<sup>®</sup> MSCI Emerging Markets ETF tracks the performance of an index composed of emerging market stocks that can predominantly be classified as large and mid-cap.

The graphs above illustrate the daily performance of each Reference Asset Component from January 2, 2008 through October 19, 2018. Past performance is not necessarily an indication of future results. For further information on each Reference Asset Component, please see "Information Relating to the Reference Asset Components" beginning on page FWP-14, "The S&P 500<sup>®</sup> Index" "The Russell 2000<sup>®</sup> Index," and "The EURO STOXX 50<sup>®</sup> Index" in the accompanying Equity Index Underlying Supplement, and "The iShares<sup>®</sup> MSCI Emerging Markets ETF" in the accompanying ETF Underlying Supplement. We have derived all disclosure regarding the Reference Asset Components from publicly available information. Neither HSBC USA Inc. nor any of its affiliates have undertaken any independent review of, or made any due diligence inquiry with respect to, the publicly available information about the Reference Asset Components.

**Linked to a Basket consisting of:**

**S&P 500<sup>®</sup> Index | Russell 2000<sup>®</sup> Index | EURO STOXX 50<sup>®</sup> Index | iShares<sup>®</sup> MSCI Emerging Markets ETF**

This free writing prospectus relates to a single offering of Barrier Uncapped Participation Notes. The Notes will have the terms described in this free writing prospectus and the accompanying prospectus, prospectus supplement, Equity Index Underlying Supplement and ETF Underlying Supplement. If the terms of the Notes offered hereby are inconsistent with those described in the accompanying prospectus, prospectus supplement, Equity Index Underlying Supplement or ETF Underlying Supplement, the terms described in this free writing prospectus shall control. You should be willing to forgo interest and dividend payments during the term of the Notes and, if the Reference Return is less than -40%, lose up to 100% of your principal.

This free writing prospectus relates to an offering of Notes linked to the performance of the S&P 500<sup>®</sup> Index, the Russell 2000<sup>®</sup> Index, the EURO STOXX 50<sup>®</sup> Index, and the iShares<sup>®</sup> MSCI Emerging Markets ETF (together, the "Reference Asset"). The purchaser of a Note will acquire a senior unsecured debt security of HSBC USA Inc. linked to the Reference Asset as described below. The following key terms relate to the offering of Notes:

<b>Issuer:</b>	HSBC USA Inc.
<b>Principal Amount:</b>	\$1,000 per Note
<b>Reference Asset:</b>	A basket consisting of, the S&P 500 <sup>®</sup> Index (Ticker: "SPX") Russell 2000 <sup>®</sup> Index (Ticker: "RTY"), the EURO STOXX 50 <sup>®</sup> Index (Ticker: "SX5E"), the iShares <sup>®</sup> MSCI Emerging Markets ETF (Ticker: "EEM") (each, a "Reference Asset Component" and together, the "Reference Asset Components")
<b>Component Weights:</b>	40.00% for the SPX, 20.00% for the RTY, 20.00% for the SX5E and 20.00% for the EEM.
<b>Trade Date:</b>	November 30, 2018
<b>Pricing Date:</b>	November 30, 2018
<b>Original Issue Date:</b>	December 5, 2018
<b>Final Valuation Date:</b>	November 30, 2023 subject to adjustment as described under "Additional Terms of the Notes—Valuation Dates" in the accompanying Equity Index Underlying Supplement.
<b>Maturity Date:</b>	3 business days after the Final Valuation Date, and expected to be December 5, 2023. The Maturity Date is subject to adjustment as described under "Additional Terms of the Notes—Coupon Payment Dates, Call Payment Dates and Maturity Date" in the accompanying Equity Index Underlying Supplement.
<b>Upside Participation Rate:</b>	At least 135% (to be determined on the Pricing Date)
<b>Payment at Maturity:</b>	On the Maturity Date, for each Note, we will pay you the Final Settlement Value.
<b>Final Settlement Value:</b>	<p><b>If the Reference Return is greater than zero</b>, you will receive a cash payment on the Maturity Date, per \$1,000 Principal Amount, calculated as follows: <math>\\$1,000 + (\\$1,000 \times \text{Reference Return} \times \text{Upside Participation Rate})</math>.</p> <p><b>If the Reference Return is less than or equal to zero but greater than or equal to the Barrier Percentage</b>, you will receive \$1,000 per \$1,000 Principal Amount (zero return).</p> <p><b>If the Reference Return is less than the Barrier Percentage</b>, you will receive a cash payment on the Maturity Date, per \$1,000 Principal Amount, calculated as follows: <math>\\$1,000 + (\\$1,000 \times \text{Reference Return})</math>.</p> <p>Under these circumstances, you will lose 1% of the Principal Amount of your Notes for each percentage point that the Reference Return is below the Initial Value. For example, if the Reference Return is -45%, you will suffer a 45% loss and receive 55% of the Principal Amount, subject to the credit risk of HSBC. <b>If the Reference Return is less than the Barrier Percentage, you will lose up to 100% of your investment.</b></p>
<b>Barrier Percentage:</b>	-40%
<b>Initial Value:</b>	Set to 100 on the Pricing Date.
<b>Final Value:</b>	$100 \times (1 + \text{Reference Return})$

- Reference Return:** The Reference Return will equal the sum of the following products: each Reference Asset Component Return multiplied by its respective Component Weight.
- Reference Asset Component Return:** The quotient, expressed as a percentage, calculated as follows:  
$$\frac{\text{Final Component Value} - \text{Initial Component Value}}{\text{Initial Component Value}}$$
- Initial Component Value:** With respect to each Reference Asset Component, its Official Closing Value (as defined below) on the Pricing Date, as determined by the calculation agent.
- Final Component Value:** With respect to each Reference Asset Component, its Official Closing Value on the Final Valuation Date, as determined by the calculation agent.
- Official Closing Value:** The Official Closing Price or Official Closing Level, as applicable, of the relevant Reference Asset Component.
- Form of Notes:** Book-Entry
- Listing:** The Notes will not be listed on any U.S. securities exchange or quotation system.
- CUSIP/ISIN:** 40435F7K7/ US40435F7K74
- Estimated Initial Value:** The Estimated Initial Value of the Notes may be less than the price you pay to purchase the Notes. The Estimated Initial Value does not represent a minimum price at which we or any of our affiliates would be willing to purchase your Notes in the secondary market, if any, at any time. The Estimated Initial Value will be calculated on the Pricing Date and will be set forth in the pricing supplement to which this free writing prospectus relates. See “Risk Factors — The Estimated Initial Value of the Notes, which will be determined by us on the Pricing Date, may be less than the price to public and may differ from the market value of the Notes in the secondary market, if any.”

*The Trade Date, the Pricing Date and the other dates set forth above are subject to change, and will be set forth in the final pricing supplement relating to the Notes.*

## GENERAL

This free writing prospectus relates to an offering of Notes linked to the Reference Asset. The purchaser of a Note will acquire a senior unsecured debt security of HSBC USA Inc. We reserve the right to withdraw, cancel or modify this offering and to reject orders in whole or in part. Although the offering of Notes relates to the Reference Asset, you should not construe that fact as a recommendation as to the merits of acquiring an investment linked to the Reference Asset or any component Note included in or held by any Reference Asset Component or as to the suitability of an investment in the Notes.

You should read this document together with the prospectus dated February 26, 2018, the prospectus supplement dated February 26, 2018 and the Equity Index Underlying Supplement dated February 26, 2018 and the ETF Underlying Supplement dated February 26, 2018. If the terms of the Notes offered hereby are inconsistent with those described in the accompanying prospectus, prospectus supplement, Equity Index Underlying Supplement or ETF Underlying Supplement, the terms described in this free writing prospectus shall control. You should carefully consider, among other things, the matters set forth in "Risk Factors" beginning on page FWP-8 of this free writing prospectus, page S-1 of the prospectus supplement, page S-1 of the Equity Index Underlying Supplement and page S-1 of the ETF Underlying Supplement, as the Notes involve risks not associated with conventional debt securities. We urge you to consult your investment, legal, tax, accounting and other advisors before you invest in the Notes. As used herein, references to the "Issuer", "HSBC", "we", "us" and "our" are to HSBC USA Inc.

HSBC has filed a registration statement (including a prospectus, prospectus supplement and Equity Index Underlying Supplement) with the SEC for the offering to which this free writing prospectus relates. Before you invest, you should read the prospectus, prospectus supplement, Equity Index Underlying Supplement and ETF Underlying Supplement in that registration statement and other documents HSBC has filed with the SEC for more complete information about HSBC and this offering. You may get these documents for free by visiting EDGAR on the SEC's web site at [www.sec.gov](http://www.sec.gov). Alternatively, HSBC Securities (USA) Inc. or any dealer participating in this offering will arrange to send you the prospectus, prospectus supplement and Equity Index Underlying Supplement if you request them by calling toll-free 1-866-811-8049.

You may also obtain:

- ▶ The Equity Index Underlying Supplement at: [https://www.sec.gov/Archives/edgar/data/83246/000114420418010782/tv486722\\_424b2.htm](https://www.sec.gov/Archives/edgar/data/83246/000114420418010782/tv486722_424b2.htm)
- ▶ The ETF Underlying Supplement at: [https://www.sec.gov/Archives/edgar/data/83246/000114420418010788/tv486720\\_424b2.htm](https://www.sec.gov/Archives/edgar/data/83246/000114420418010788/tv486720_424b2.htm)
- ▶ The prospectus supplement at: [https://www.sec.gov/Archives/edgar/data/83246/000114420418010762/tv486944\\_424b2.htm](https://www.sec.gov/Archives/edgar/data/83246/000114420418010762/tv486944_424b2.htm)
- ▶ The prospectus at: [https://www.sec.gov/Archives/edgar/data/83246/000114420418010720/tv487083\\_424b3.htm](https://www.sec.gov/Archives/edgar/data/83246/000114420418010720/tv487083_424b3.htm)

We are using this free writing prospectus to solicit from you an offer to purchase the Notes. You may revoke your offer to purchase the Notes at any time prior to the time at which we accept your offer by notifying HSBC Securities (USA) Inc. We reserve the right to change the terms of, or reject any offer to purchase, the Notes prior to their issuance. In the event of any material changes to the terms of the Notes, we will notify you.

## PAYMENT AT MATURITY

On the Maturity Date, for each Note you hold, we will pay you the Final Settlement Value, which is an amount in cash, as described below:

**If the Reference Return is greater than zero**, you will receive a cash payment on the Maturity Date, per \$1,000 Principal Amount, calculated as follows:

$$\$1,000 + (\$1,000 \times \text{Reference Return} \times \text{Upside Participation Rate}).$$

**If the Reference Return is less than or equal to zero but greater than or equal to the Barrier Percentage**, you will receive \$1,000 per \$1,000 Principal Amount (zero return).

**If the Reference Return is less than the Barrier Percentage**, you will receive a cash payment on the Maturity Date, per \$1,000 Principal Amount, calculated as follows:

$$\$1,000 + [\$1,000 \times \text{Reference Return}].$$

Under these circumstances, you will lose 1% of the Principal Amount of your Notes for each percentage point that the Reference Return is below the Initial Value. For example if the Reference Return is -45%, you will suffer a 45% loss and receive 55% of the Principal Amount, subject to the credit risk of HSBC. **You should be aware that if the Reference Return is less than -40%, you will lose up to 100% of your investment.**

### Interest

The Notes will not pay interest.

### Calculation Agent

We or one of our affiliates will act as calculation agent with respect to the Notes.

### Reference Sponsors and the Reference Issuer

With respect to the SPX, S&P Dow Jones Indices LLC, a division of S&P Global, is the reference sponsor. With respect to the RTY, FTSE Russell is the reference sponsor. With respect to the SX5E, STOXX Limited is the reference sponsor. With respect to the EEM, iShares, Inc. is the reference issuer.

## INVESTOR SUITABILITY

### The Notes may be suitable for you if:

- ▶ You seek an investment with a return linked to the potential positive performance of the Reference Asset and you believe the level of the Reference Asset will increase over the term of the Notes.
- ▶ You are willing to make an investment that is exposed to the negative Reference Return on a 1-to-1 basis from the Initial Value if the Reference Return is less than the Barrier Percentage.
- ▶ You are willing to forgo dividends or other distributions paid on the stocks included in or held by the Reference Asset Components.
- ▶ You are willing to accept the risk and return profile of the Notes versus a conventional debt security with a comparable maturity issued by HSBC or another issuer with a similar credit rating.
- ▶ You do not seek current income from your investment.
- ▶ You do not seek an investment for which there is an active secondary market.
- ▶ You are willing to hold the Notes to maturity.
- ▶ You are comfortable with the creditworthiness of HSBC, as Issuer of the Notes.

### The Notes may not be suitable for you if:

- ▶ You believe the Reference Return will be negative or that the Reference Return will not be sufficiently positive to provide you with your desired return.
- ▶ You are unwilling to make an investment that is exposed to the negative Reference Return on a 1-to-1 basis from the Initial Value if the Reference Return is less than the Barrier Percentage.
- ▶ You seek an investment that provides full return of principal.
- ▶ You prefer the lower risk, and therefore accept the potentially lower returns, of conventional debt securities with comparable maturities issued by HSBC or another issuer with a similar credit rating.
- ▶ You prefer to receive the dividends or other distributions paid on the stocks included in or held by the Reference Asset Components.
- ▶ You seek current income from your investment.
- ▶ You seek an investment for which there will be an active secondary market.
- ▶ You are unable or unwilling to hold the Notes to maturity.
- ▶ You are not willing or are unable to assume the credit risk associated with HSBC, as Issuer of the Notes.

## RISK FACTORS

We urge you to read the section “Risk Factors” beginning on page S-1 of the accompanying prospectus supplement, page S-1 of the accompanying Equity Index Underlying Supplement and page S-1 of the accompanying ETF Underlying Supplement. Investing in the Notes is not equivalent to investing directly in the Reference Asset or in any of the stocks included in or held by any Reference Asset Component. You should understand the risks of investing in the Notes and should reach an investment decision only after careful consideration, with your advisors, of the suitability of the Notes in light of your particular financial circumstances and the information set forth in this free writing prospectus and the accompanying Equity Index Underlying Supplement, prospectus supplement and prospectus. In addition to the risks discussed below, you should review “Risk Factors” in the accompanying prospectus supplement, Equity Index Underlying Supplement and ETF Underlying Supplement including the explanation of risks relating to the Notes described in the following sections:

- ▶ “—Risks Relating to All Note Issuances” in the prospectus supplement;
- ▶ “—General Risks Related to Indices” in the Equity Index Underlying Supplement;
- ▶ “—General Risks Related to Index Funds” in the ETF Underlying Supplement;
- ▶ “—Securities Prices Generally Are Subject to Political, Economic, Financial and Social Factors that Apply to the Markets in which They Trade and, to a Lesser Extent, Foreign Markets” in the Equity Index Underlying Supplement and the ETF Underlying Supplement; and
- ▶ “—Time Differences Between the Domestic and Foreign Markets and New York City May Create Discrepancies in the Trading Level or Price of the Notes” in the Equity Index Underlying Supplement and the ETF Underlying Supplement.

You will be subject to significant risks not associated with conventional fixed-rate or floating-rate debt securities.

### **Your investment in the Notes may result in a loss.**

You will be exposed to the decline in the Reference Asset from the Pricing Date to the Final Valuation Date on a 1-to-1 basis if the Reference Return is less than the Barrier Percentage. Accordingly, your Payment at Maturity will be less than the Principal Amount of the Notes. **If the Reference Return is less than -40%, you will lose up to 100% of your investment.**

### **The amount payable on the Notes is not linked to the level of the Reference Asset at any time other than on the Final Valuation Date.**

The Final Value of the Reference Asset will be based on the Official Closing Values of each Reference Asset Component on the Final Valuation Date, subject to postponement for non-trading days and certain Market Disruption Events. Even if the level of the Reference Asset appreciates prior to the Final Valuation Date but then decreases on the Final Valuation Date to a level that is equal to or less than the Initial Value, the Payment at Maturity will be less, and may be significantly less, than it would have been had the Payment at Maturity been linked to the level of the Reference Asset prior to that decrease. Although the actual level of the Reference Asset on the Maturity Date or at other times during the term of the Notes may be higher than the Final Value, the Payment at Maturity will be based solely on the Official Closing Values of the Reference Asset Components on the Final Valuation Date.

### **Credit risk of HSBC USA Inc.**

The Notes are senior unsecured debt obligations of the Issuer, HSBC, and are not, either directly or indirectly, an obligation of any third party. As further described in the accompanying prospectus supplement and prospectus, the Notes will rank on par with all of the other unsecured and unsubordinated debt obligations of HSBC, except such obligations as may be preferred by operation of law. Any payment to be made on the Notes, including any return of principal at maturity, depends on the ability of HSBC to satisfy its obligations as they come due. As a result, the actual and perceived creditworthiness of HSBC may affect the market value of the Notes and, in the event HSBC were to default on its obligations, you may not receive the amounts owed to you under the terms of the Notes.

### **The Notes will not bear interest.**

As a holder of the Notes, you will not receive interest payments.

### **You will not have any ownership interest in the stocks included in or held by the Reference Asset Components.**

As a holder of the Notes, you will not have any ownership interest in the stocks included in or held by the Reference Asset Components, such as rights to vote, dividend payments or other distributions. Because the return on the Notes will not reflect any dividends on those stocks, the Notes may underperform an investment in the stocks included in or held by the Reference Asset Components.



**A change in the value of one or more Reference Asset Components may be offset by a change in the values of the other Reference Asset Components.**

A change in the value of one or more Reference Asset Components as of the Final Valuation Date may not correlate with a change in the values of the other Reference Asset Components. The value of one or more Reference Asset Components may increase, while the values of the other Reference Asset Components may not increase as much, or may even decrease. Therefore, in calculating the level of the Reference Asset, an increase in the value of one or more Reference Asset Components may be moderated, or wholly offset, by lesser increases or decreases in the values of the other Reference Asset Components. This effect is further amplified by the differing weights of the Reference Asset Components.

**Changes that affect the Reference Asset will affect the market value of the Notes and the amount you will receive at maturity.**

The policies of the reference sponsors or reference issuer concerning additions, deletions and substitutions of the constituents comprising the Reference Asset Components and the manner in which the reference sponsors or reference issuer take account of certain changes affecting those constituents may affect the values of the Reference Asset Components. The policies of the reference sponsors or reference issuer with respect to the calculation of the Reference Asset Components could also affect the values of the Reference Asset Components. The reference sponsors or reference issuer may discontinue or suspend calculation or dissemination of the Reference Asset Components. Any such actions could affect the value of and return on the Notes.

**Small-capitalization risk.**

The RTY tracks companies that are considered small-capitalization. These companies often have greater stock price volatility, lower trading volume and less liquidity than large-capitalization companies and therefore the level of the RTY may be more volatile than an investment in stocks issued by large-capitalization companies. Stock prices of small-capitalization companies are also more vulnerable than those of large-capitalization companies to adverse business and economic developments, and the stocks of small-capitalization companies may be thinly traded, making it difficult for the RTY to track them. In addition, small-capitalization companies are typically less stable financially than large-capitalization companies and may depend on a small number of key personnel, making them more vulnerable to loss of personnel. Small-capitalization companies are often subject to less analyst coverage and may be in early, and less predictable, periods of their corporate existences. Such companies tend to have smaller revenues, less diverse product lines, smaller shares of their product or service markets, fewer financial resources and less competitive strengths than large-capitalization companies and are more susceptible to adverse developments related to their products.

**Risks associated with non-U.S. companies.**

The values of the EEM and SX5E depend upon the stocks of non-U.S. companies, and thus involve risks associated with the home countries of those non-U.S. companies, some of which are and have been experiencing economic stress. The prices of these non-U.S. stocks may be affected by political, economic, financial and social factors in the home country of each applicable company, including changes in that country's government, economic and fiscal policies, currency exchange laws or other laws or restrictions, which could affect the value of the Notes. These foreign securities may have less liquidity and could be more volatile than many of the securities traded in U.S. or other securities markets. Direct or indirect government intervention to stabilize the relevant foreign securities markets, as well as cross shareholdings in foreign companies, may affect trading levels or prices and volumes in those markets. The other special risks associated with foreign securities may include, but are not limited to: less liquidity and smaller market capitalizations; less rigorous regulation of securities markets; different accounting and disclosure standards; governmental interference; currency fluctuations; higher inflation; and social, economic and political uncertainties. These factors may adversely affect the performance of the Reference Asset and, as a result, the value of the Notes.

**Risks associated with emerging markets.**

Because the EEM is a Reference Asset Component, an investment in the Notes will involve risks not generally associated with investments which have no emerging market component. In particular, many emerging nations are undergoing rapid change, involving the restructuring of economic, political, financial and legal systems. Regulatory and tax environments may be subject to change without review or appeal. Many emerging markets suffer from underdevelopment of capital markets and tax regulation. The risk of expropriation and nationalization remains a threat. Guarding against such risks is made more difficult by low levels of corporate disclosure and unreliability of economic and financial data.

**The Notes will not be adjusted for changes in exchange rates.**

Although the equity securities held by the EEM and the SX5E are traded in currencies other than U.S. dollars, and your Notes are denominated in U.S. dollars, the amount payable on your Notes at maturity, if any, will not be adjusted for changes in the exchange rates between the U.S. dollar and the currencies in which these non-U.S. equity securities are denominated. Changes in exchange rates, however, may also reflect changes in the applicable non-U.S. economies that in turn may affect the values of the EEM and the SX5E, and therefore your Notes. The amount we pay in respect of your Notes on the maturity date, if any, will be determined solely in accordance with the procedures described in this free writing prospectus.

**The Notes are not insured or guaranteed by any governmental agency of the United States or any other jurisdiction.**

The Notes are not deposit liabilities or other obligations of a bank and are not insured or guaranteed by the Federal Deposit Insurance Corporation or any other governmental agency or program of the United States or any other jurisdiction. An investment in the Notes is subject to the credit risk of HSBC, and in the event that HSBC is unable to pay its obligations as they become due, you may not receive the full Payment at Maturity of the Notes.

**The Estimated Initial Value of the Notes, which will be determined by us on the Pricing Date, may be less than the price to public and may differ from the market value of the Notes in the secondary market, if any.**

The Estimated Initial Value of the Notes will be calculated by us on the Pricing Date and may be less than the price to public. The Estimated Initial Value will reflect our internal funding rate, which is the borrowing rate we pay to issue market-linked securities, as well as the mid-market value of the embedded derivatives in the Notes. This internal funding rate is typically lower than the rate we would use when we issue conventional fixed or floating rate debt securities. As a result of the difference between our internal funding rate and the rate we would use when we issue conventional fixed or floating rate debt securities, the Estimated Initial Value of the Notes may be lower if it were based on the prices at which our fixed or floating rate debt securities trade in the secondary market. In addition, if we were to use the rate we use for our conventional fixed or floating rate debt issuances, we would expect the economic terms of the Notes to be more favorable to you. We will determine the value of the embedded derivatives in the Notes by reference to our or our affiliates' internal pricing models. These pricing models consider certain assumptions and variables, which can include volatility and interest rates. Different pricing models and assumptions could provide valuations for the Notes that are different from our Estimated Initial Value. These pricing models rely in part on certain forecasts about future events, which may prove to be incorrect. The Estimated Initial Value does not represent a minimum price at which we or any of our affiliates would be willing to purchase your Notes in the secondary market (if any exists) at any time.

**The price of your Notes in the secondary market, if any, immediately after the Pricing Date will be less than the price to public.**

The price to public takes into account certain costs. These costs, which will be used or retained by us or one of our affiliates, include the underwriting discount, our affiliates' projected hedging profits (which may or may not be realized) for assuming risks inherent in hedging our obligations under the Notes and the costs associated with structuring and hedging our obligations under the Notes. If you were to sell your Notes in the secondary market, if any, the price you would receive for your Notes may be less than the price you paid for them because secondary market prices will not take into account these costs. The price of your Notes in the secondary market, if any, at any time after issuance will vary based on many factors, including the level of the Reference Asset and changes in market conditions, and cannot be predicted with accuracy. The Notes are not designed to be short-term trading instruments, and you should, therefore, be able and willing to hold the Notes to maturity. Any sale of the Notes prior to maturity could result in a loss to you.

**If we were to repurchase your Notes immediately after the Original Issue Date, the price you receive may be higher than the Estimated Initial Value of the Notes.**

Assuming that all relevant factors remain constant after the Original Issue Date, the price at which HSBC Securities (USA) Inc. may initially buy or sell the Notes in the secondary market, if any, and the value that we may initially use for customer account statements, if we provide any customer account statements at all, may exceed the Estimated Initial Value on the Pricing Date for a temporary period expected to be approximately 10 months after the Original Issue Date. This temporary price difference may exist because, in our discretion, we may elect to effectively reimburse to investors a portion of the estimated cost of hedging our obligations under the Notes and other costs in connection with the Notes that we will no longer expect to incur over the term of the Notes. We will make such discretionary election and determine this temporary reimbursement period on the basis of a number of factors, including the tenor of the Notes and any agreement we may have with the distributors of the Notes. The amount of our estimated costs which we effectively reimburse to investors in this way may not be allocated ratably throughout the reimbursement period, and we may discontinue such reimbursement at any time or revise the duration of the reimbursement period after the Original Issue Date of the Notes based on changes in market conditions and other factors that cannot be predicted.

**The Notes lack liquidity.**

The Notes will not be listed on any securities exchange. HSBC Securities (USA) Inc. is not required to offer to purchase the Notes in the secondary market, if any exists. Even if there is a secondary market, it may not provide enough liquidity to allow you to trade or sell the Notes easily. Because other dealers are not likely to make a secondary market for the Notes, the price at which you may be able to trade your Notes is likely to depend on the price, if any, at which HSBC Securities (USA) Inc. is willing to buy the Notes.

**Potential conflicts of interest may exist.**

HSBC and its affiliates play a variety of roles in connection with the issuance of the Notes, including acting as calculation agent and hedging our obligations under the Notes. In performing these duties, the economic interests of the calculation agent and other affiliates of ours are potentially adverse to your interests as an investor in the Notes. We will not have any obligation to consider your interests as a holder of the Notes in taking any action that might affect the value of your Notes.

**Uncertain tax treatment.**

For a discussion of the U.S. federal income tax consequences of your investment in a Note, please see the discussion under “U.S. Federal Income Tax Considerations” herein and the discussion under “U.S. Federal Income Tax Considerations” in the accompanying prospectus supplement.

## ILLUSTRATIVE EXAMPLES

The following table and examples are provided for illustrative purposes only and are hypothetical. They do not purport to be representative of every possible scenario concerning increases or decreases in the level of the Reference Asset relative to its Initial Value. We cannot predict the Final Value of the Reference Asset. The assumptions we have made in connection with the illustrations set forth below may not reflect actual events. You should not take this illustration or these examples as an indication or assurance of the expected performance of the Reference Asset or the return on your Notes. The Final Settlement Value may be less than the amount that you would have received from a conventional debt security with the same stated maturity, including such a security issued by HSBC. The numbers appearing in the table below and following examples have been rounded for ease of analysis.

The table below illustrates the Payment at Maturity on a \$1,000 investment in the Notes for a hypothetical range of Reference Returns from -100% to +100%. The following results are based solely on the assumptions outlined below. The "Hypothetical Return on the Notes" as used below is the number, expressed as a percentage, that results from comparing the Final Settlement Value per \$1,000 Principal Amount to \$1,000. The potential returns described here assume that your Notes are held to maturity. You should consider carefully whether the Notes are suitable to your investment goals. The following table and examples assume the following:

- ▶ Principal Amount: \$1,000
- ▶ Initial Value: 100.00
- ▶ Hypothetical Upside Participation Rate: \* 139%
- ▶ Barrier Percentage: -40%

\*To be determined on the Pricing Date and will not be less than 139%.

Hypothetical Final Value	Hypothetical Reference Return	Hypothetical Payment at Maturity	Hypothetical Return on the Notes
200.00	100.00%	\$2,390.00	139.00%
180.00	80.00%	\$2,112.00	111.20%
160.00	60.00%	\$1,834.00	83.40%
140.00	40.00%	\$1,556.00	55.60%
130.00	30.00%	\$1,417.00	41.70%
120.00	20.00%	\$1,278.00	27.80%
115.00	15.00%	\$1,208.50	20.85%
110.00	10.00%	\$1,139.00	13.90%
105.00	5.00%	\$1,069.50	6.95%
102.00	2.00%	\$1,027.80	2.78%
101.00	1.00%	\$1,013.90	1.39%
<b>100.00</b>	<b>0.00%</b>	<b>\$1,000.00</b>	<b>0.00%</b>
99.00	-1.00%	\$1,000.00	0.00%
98.00	-2.00%	\$1,000.00	0.00%
95.00	-5.00%	\$1,000.00	0.00%
80.00	-20.00%	\$1,000.00	0.00%
<b>60.00</b>	<b>-40.00%</b>	<b>\$1,000.00</b>	<b>0.00%</b>
50.00	-50.00%	\$500.00	-50.00%
40.00	-60.00%	\$400.00	-60.00%
30.00	-70.00%	\$300.00	-70.00%
20.00	-80.00%	\$200.00	-80.00%
20.00	-80.00%	\$200.00	-80.00%
0.00	-100.00%	\$0.00	-100.00%

The following examples indicate how the Final Settlement Value would be calculated with respect to a hypothetical \$1,000 investment in the Notes.

**Example 1: The level of the Reference Asset increases from the Initial Value of 100.00 to a Final Value of 110.00.**

Reference Return:	10.00%
<b>Final Settlement Value:</b>	<b>\$1,139.00</b>

Because the Reference Return is positive, the Final Settlement Value would be \$1,139.00 per \$1,000 Principal Amount, calculated as follows:

$$\begin{aligned} & \$1,000 + (\$1,000 \times \text{Reference Return} \times \text{Upside Participation Rate}) \\ & = \$1,000 + (\$1,000 \times 10.00\% \times 139\%) \\ & = \$1,139.00 \end{aligned}$$

Example 1 shows that you will receive the return of your principal investment plus a return equal to the Reference Return multiplied by the hypothetical Upside Participation Rate of 139% when the Reference Return is positive.

**Example 2: The level of the Reference Asset decreases from the Initial Value of 100.00 to a Final Value of 95.00.**

Reference Return:	-5.00%
<b>Final Settlement Value:</b>	<b>\$1,000.00</b>

Because the Reference Return is less than zero but greater than the Barrier Percentage of -40%, the Final Settlement Value would be \$1,000.00 per \$1,000 Principal Amount (a zero return).

**Example 3: The level of the Reference Asset decreases from the Initial Value of 100.00 to a Final Value of 40.00.**

Reference Return:	-60.00%
<b>Final Settlement Value:</b>	<b>\$400.00</b>

Because the Reference Return is less than the Barrier Percentage of -40%, the Final Settlement Value would be \$400.00 per \$1,000 Principal Amount, calculated as follows:

$$\begin{aligned} & \$1,000 + [\$1,000 \times \text{Reference Return}] \\ & = \$1,000 + [\$1,000 \times -60\%] \\ & = \$400.00 \end{aligned}$$

Example 3 shows that you are exposed on a 1-to-1 basis to declines in the level of the Reference Asset beyond the Barrier Percentage of -40%. YOU MAY LOSE UP TO 100% OF THE PRINCIPAL AMOUNT OF YOUR NOTES.

## INFORMATION RELATING TO THE REFERENCE ASSET COMPONENTS

### Description of the SPX

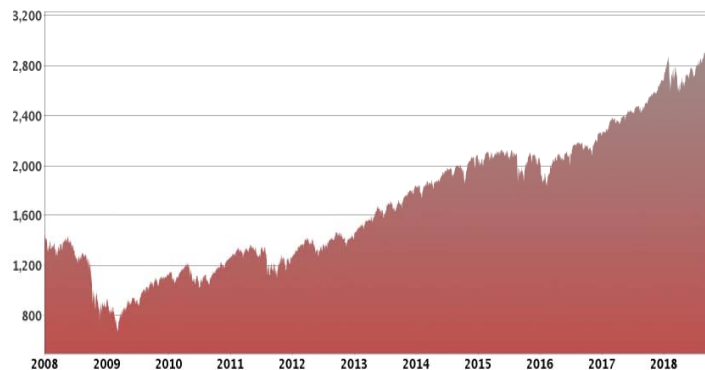
The SPX is a capitalization-weighted index of 500 U.S. stocks. It is designed to measure performance of the broad domestic economy through changes in the aggregate market value of 500 stocks representing all major industries.

The top 5 industry groups by market capitalization as of September 30, 2018 were: Information Technology, Financials, Health Care, Consumer Discretionary and Industrials.

***For more information about the SPX, see “The S&P 500® Index” beginning on page S-43 of the accompanying Equity Index Underlying Supplement.***

### Historical Performance of the SPX

The following graph sets forth the historical performance of the SPX based on the daily historical closing levels from January 2, 2008 through October 19, 2018. We obtained the closing levels below from the Bloomberg Professional® service. We have not undertaken any independent review of, or made any due diligence inquiry with respect to, the information obtained from the Bloomberg Professional® service.



The historical levels of the SPX should not be taken as an indication of future performance, and no assurance can be given as to the Official Closing Value of the SPX on the Final Valuation Date.

### Description of the RTY

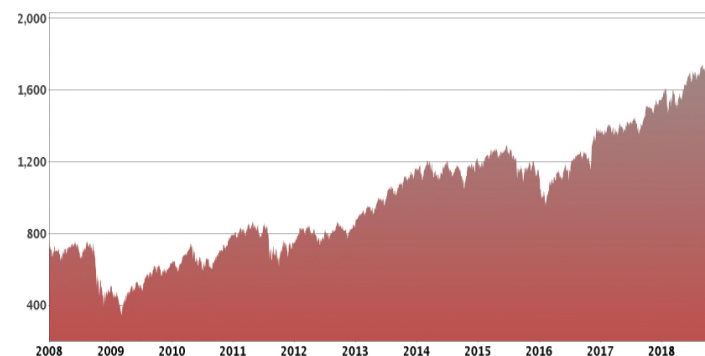
The RTY is designed to track the performance of the small capitalization segment of the United States equity market. All 2,000 stocks are traded on the New York Stock Exchange or NASDAQ, and the RTY consists of the smallest 2,000 companies included in the Russell 3000® Index. The Russell 3000® Index is composed of the 3,000 largest United States companies as determined by market capitalization and represents approximately 98% of the United States equity market.

The top 5 industry groups by market capitalization as of September 30, 2018 were: Financial Services, Health Care, Technology, Producer Durables and Consumer Discretionary.

***For more information about the RTY, see “The Russell 2000® Index” beginning on page S-37 of the accompanying Equity Index Underlying Supplement.***

### Historical Performance of the RTY

The following graph sets forth the historical performance of the RTY based on the daily historical closing levels from January 2, 2008 through October 19, 2018. We obtained the closing levels below from the Bloomberg Professional® service. We have not undertaken any independent review of, or made any due diligence inquiry with respect to, the information obtained from the Bloomberg Professional® service.



The historical levels of the RTY should not be taken as an indication of future performance, and no assurance can be given as to the Official Closing Value of the RTY on the Final Valuation Date.

## Description of the SX5E

The SX5E is composed of 50 stocks from the Eurozone (Austria, Belgium, Finland, France, Germany, Ireland, Italy, Luxembourg, the Netherlands, Portugal and Spain) portion of the STOXX Europe 600 Supersector indices. The STOXX Europe 600 Supersector indices contain the 600 largest stocks traded on the major exchanges of 18 European countries and are organized into the following 19 Supersectors: automobiles & parts; banks; basic resources; chemicals; construction & materials; financial services; food & beverage; health care; industrial goods & services; insurance; media; oil & gas; personal & household goods; real estate; retail; technology; telecommunications; travel & leisure and utilities.

***For more information about the SX5E, see “The EURO STOXX 50® Index” beginning on page S-12 of the accompanying Equity Index Underlying Supplement.***

## Historical Performance of the SX5E

The following graph sets forth the historical performance of the SX5E based on the daily historical closing levels from January 2, 2008 through October 19, 2018. We obtained the closing levels below from the Bloomberg Professional® service. We have not undertaken any independent review of, or made any due diligence inquiry with respect to, the information obtained from the Bloomberg Professional® service.



The historical levels of the SX5E should not be taken as an indication of future performance, and no assurance can be given as to the Official Closing Value of the SX5E on the Final Valuation Date.

## Description of the EEM

The EEM seeks investment results that correspond generally to the price and yield performance, before fees and expenses, of the MSCI Emerging Markets Index. The MSCI Emerging Markets Index is intended to measure the performance of equity markets in the global emerging markets. As of September 30, 2018, the MSCI Emerging Markets Index consisted of the following 24 component country indices: Brazil, Chile, China, Colombia, Czech Republic, Egypt, Greece, Hungary, India, Indonesia, Korea, Malaysia, Mexico, Pakistan, Peru, Philippines, Poland, Russia, Qatar, South Africa, Taiwan, Thailand, Turkey and United Arab Emirates.

**For more information about the EEM, see “The iShares® MSCI Emerging Markets Index Fund” beginning on page S-26 of the accompanying ETF Underlying Supplement.**

## Historical Performance of the EEM

The following table sets forth the quarterly high and low closing prices, as well as end-of-quarter closing prices of the EEM for each quarter in the period from January 2, 2008 through October 19, 2018. We obtained the data in this table from the Bloomberg Professional® service, without independent verification by us. All historical prices are denominated in US dollars and rounded to the nearest penny.

QUARTER ENDING	QUARTER HIGH (\$)	QUARTER LOW (\$)	QUARTER CLOSE (\$)
March 31, 2008	50.37	42.17	44.79
June 30, 2008	51.70	44.43	45.19
September 30, 2008	45.19	31.33	34.53
December 31, 2008	34.53	18.22	24.97
March 31, 2009	27.09	19.94	24.81
June 30, 2009	34.64	24.81	32.23
September 30, 2009	39.29	30.75	38.91
December 31, 2009	42.07	37.56	41.50
March 31, 2010	43.22	36.83	42.12
June 30, 2010	43.98	36.16	37.32
September 30, 2010	44.77	37.32	44.77
December 31, 2010	48.58	44.77	47.62
March 31, 2011	48.69	44.63	48.69
June 30, 2011	50.21	45.50	47.60
September 30, 2011	48.46	34.95	35.07
December 31, 2011	42.80	34.36	37.94
March 31, 2012	44.76	37.94	42.94
June 30, 2012	43.54	36.68	39.19
September 30, 2012	42.37	37.42	41.32
December 31, 2012	44.35	40.14	44.35
March 30, 2013	45.20	41.80	42.78
June 30, 2013	44.23	36.63	38.57
September 30, 2013	43.29	37.34	40.77
December 31, 2013	43.66	40.44	41.77
March 31, 2014	41.77	37.09	40.99
June 30, 2014	43.95	40.82	43.23
September 30, 2014	45.85	41.56	41.56
December 31, 2014	42.44	37.73	39.29
March 31, 2015	41.07	37.92	40.13
June 30, 2015	44.09	39.04	39.62
September 30, 2015	39.78	31.32	32.78
December 31, 2015	36.29	31.55	32.19
March 31, 2016	34.28	28.25	34.25
June 30, 2016	35.26	31.87	34.36
September 30, 2016	38.20	33.77	37.45
December 31, 2016	38.10	34.08	35.01
March 31, 2017	39.98	35.01	39.39
June 30, 2017	41.93	38.81	41.39
September 30, 2017	45.85	41.05	44.81
December 31, 2017	47.81	44.81	47.12
March 30, 2018	52.08	45.69	48.28
June 30, 2018	48.28	42.33	43.33
September 30, 2018	45.03	41.14	42.92
October 19, 2018*	42.93	39.14	39.67

The graph below illustrates the daily performance of the EEM from January 2, 2008 through October 19, 2018 based on information from the Bloomberg Professional® service. **The historical levels of the EEM should not be taken as an indication of future performance, and no assurance can be given as to the Official Closing Value of the EEM on the Final Valuation Date.**



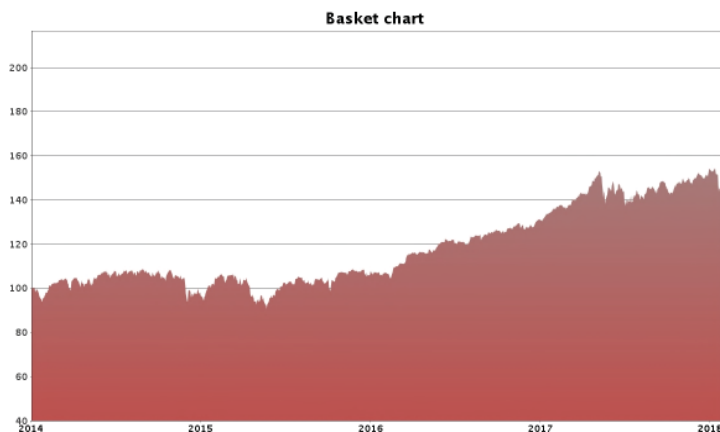
\* This document includes, for the fourth calendar quarter of 2018, data for the period from October 1, 2018 through October 19, 2018. Accordingly, the “Quarter High,” “Quarter Low” and “Quarter Close” data indicated are for this shortened period only and do not reflect complete data for the fourth calendar quarter of 2018.



## Hypothetical Performance of the Reference Asset

The following graph illustrates the hypothetical daily performance of the Reference Asset from January 2, 2008 through July 31, 2018 based on closing level information from the Bloomberg Professional® service, if the level of the Reference Asset was made to equal 100 on January 2, 2008. The hypothetical performance reflects the performance the Reference Asset would have exhibited based on the actual historical performance of the Reference Asset Components. Neither the hypothetical performance of the Reference Asset nor the actual historical performance of any Reference Asset Component should be taken as indications of future performance.

We cannot give you assurance that the performance of the Reference Asset will result in the return of your initial investment. You may lose up to 100% of your investment.



## EVENTS OF DEFAULT AND ACCELERATION

If the Notes have become immediately due and payable following an Event of Default (as defined in the accompanying prospectus) with respect to the Notes, the calculation agent will determine the accelerated payment due and payable at maturity in the same general manner as described in “Payment at Maturity” in this free writing prospectus. In that case, the scheduled trading day immediately preceding the date of acceleration will be used as the Final Valuation Date for purposes of determining the Reference Return, and the accelerated maturity date will be three business days after the accelerated Final Valuation Date. If a Market Disruption Event exists with respect to a Reference Asset Component on that scheduled trading day, then the accelerated Final Valuation Date for that Reference Asset Component will be postponed for up to five scheduled trading days (in the same manner used for postponing the originally scheduled Final Valuation Date). The accelerated maturity date will also be postponed by an equal number of business days. For the avoidance of doubt, if no Market Disruption Event exists with respect to a Reference Asset Component on the scheduled trading day immediately preceding the date of acceleration, the determination of such Reference Asset Component’s Final Component Level will be made on such date, irrespective of the existence of a Market Disruption Event with respect to any other Reference Asset Component occurring on such date.

If the Notes have become immediately due and payable following an Event of Default, you will not be entitled to any additional payments with respect to the Notes. For more information, see “Description of Debt Notes — Senior Debt — Events of Default” in the accompanying prospectus.

## SUPPLEMENTAL PLAN OF DISTRIBUTION (CONFLICTS OF INTEREST)

We have appointed HSBC Securities (USA) Inc., an affiliate of HSBC, as the agent for the sale of the Notes. Pursuant to the terms of a distribution agreement, HSBC Securities (USA) Inc. will purchase the Notes from HSBC at the price to public less the underwriting discount set forth on the cover page of the pricing supplement to which this free writing prospectus relates, for distribution to other registered broker-dealers or will offer the Notes directly to investors. HSBC Securities (USA) Inc. proposes to offer the Notes at the price to public set forth on the cover page of this free writing prospectus. HSBC USA Inc. or one of our affiliates may pay varying underwriting discounts of up to 0.55% and referral fees of up to 1.60% per \$1,000 Principal Amount in connection with the distribution of the Notes to other registered broker-dealers. In no case will the sum of the underwriting discounts and referral fees exceed 1.60% per \$1,000 Principal Amount.

An affiliate of HSBC has paid or may pay in the future an amount to broker-dealers in connection with the costs of the continuing implementation of systems to support the Notes.

In addition, HSBC Securities (USA) Inc. or another of its affiliates or agents may use the pricing supplement to which this free writing prospectus relates in market-making transactions after the initial sale of the Notes, but is under no obligation to make a market in the Notes and may discontinue any market-making activities at any time without notice.

We expect that delivery of the Notes will be made against payment for the Notes on or about the Original Issue Date set forth on the inside cover of this document, which is more than two business days following the Trade Date. Under Rule 15c6-1 under the Securities Exchange Act of 1934, trades in the secondary market generally are required to settle in two business days, unless the parties to that trade expressly agree otherwise. Accordingly, purchasers who wish to trade the Notes more than two business days prior to the Original Issue Date will be required to specify an alternate settlement cycle at the time of any such trade to prevent a failed settlement, and should consult their own advisors.

See “Supplemental Plan of Distribution (Conflicts of Interest)” on page S-61 in the prospectus supplement.

## **U.S. FEDERAL INCOME TAX CONSIDERATIONS**

There is no direct legal authority as to the proper tax treatment of the Notes, and therefore significant aspects of the tax treatment of the Notes are uncertain as to both the timing and character of any inclusion in income in respect of the Notes. Under one approach, a Note should be treated as a pre-paid executory contract with respect to the Reference Asset Components. We intend to treat the Notes consistent with this approach. Pursuant to the terms of the Notes, you agree to treat the Notes under this approach for all U.S. federal income tax purposes. Subject to the limitations described therein, and based on certain factual representations received from us, in the opinion of our special U.S. tax counsel, Mayer Brown LLP, it is reasonable to treat a Note as a pre-paid executory contract with respect to the Reference Asset Components. Pursuant to this approach and subject to the discussion below regarding “constructive ownership transactions,” we do not intend to report any income or gain with respect to the Notes prior to their maturity or an earlier sale or exchange and we intend to treat any gain or loss upon maturity or an earlier sale or exchange as long-term capital gain or loss, provided that you have held the Note for more than one year at such time for U.S. federal income tax purposes.

Despite the foregoing, U.S. holders (as defined under “U.S. Federal Income Tax Considerations” in the accompanying prospectus supplement) should be aware that the Internal Revenue Code of 1986, as amended (the “Code”), contains a provision, Section 1260 of the Code, which sets forth rules which are applicable to what it refers to as “constructive ownership transactions.” Due to the manner in which it is drafted, the precise applicability of Section 1260 of the Code to any particular transaction is often uncertain. In general, a “constructive ownership transaction” includes a contract under which an investor will receive payment equal to or credit for the future value of any equity interest in a regulated investment company (such as shares of the EEM (the “Underlying Shares”). Under the “constructive ownership” rules, if an investment in the Notes is treated as a “constructive ownership transaction,” any long-term capital gain recognized by a U.S. holder in respect of a Note will be recharacterized as ordinary income to the extent such gain exceeds the amount of “net underlying long-term capital gain” (as defined in Section 1260 of the Code) (the “Excess Gain”). In addition, an interest charge will also apply to any deemed underpayment of tax in respect of any Excess Gain to the extent such gain would have resulted in gross income inclusion for the U.S. holder in taxable years prior to the taxable year of the sale, exchange or maturity of the Note (assuming such income accrued at a constant rate equal to the applicable federal rate as of the date of sale, exchange or maturity of the Note). Furthermore, unless otherwise established by clear and convincing evidence, the “net underlying long-term capital gain” is treated as zero.

Although the matter is not clear, there exists a risk that an investment in the Notes will be treated as a “constructive ownership transaction.” If such treatment applies, it is not entirely clear to what extent any long-term capital gain recognized by a U.S. holder in respect of a Note will be recharacterized as ordinary income. It is possible, for example, that the amount of the Excess Gain (if any) that would be recharacterized as ordinary income in respect of each Note will equal the excess of (i) any long-term capital gain recognized by the U.S. holder in respect of such a Note and attributable to the Underlying Shares over (ii) the “net underlying long-term capital gain” such U.S. holder would have had if such U.S. holder had acquired a number of the Underlying Shares at fair market value on the original issue date of such Note for an amount equal to the “issue price” of the Note allocable to the Underlying Shares and, upon the date of sale, exchange or maturity of the Notes, sold such Underlying Shares at fair market value (which would reflect the percentage increase in the value of the Underlying Shares over the term of the Notes). Accordingly, it is possible that all or a portion of any gain on the sale or settlement of a Note after one year could be treated as “Excess Gain” from a “constructive ownership transaction,” which gain would be recharacterized as ordinary income, and subject to an interest charge. U.S. holders should consult their tax advisors regarding the potential application of the “constructive ownership” rules.

We will not attempt to ascertain whether a Reference Asset Component or any of the entities whose stock is included in, or owned by, a Reference Asset Component, as the case may be, would be treated as a passive foreign investment company (“PFIC”) or United States real property holding corporation (“USRPHC”), both as defined for U.S. federal income tax purposes. If a Reference Asset Component or one or more of the entities whose stock is included in, or owned by, a Reference Asset Component, as the case may be, were so treated, certain adverse U.S. federal income tax consequences might apply. You should refer to information filed with the SEC and other

authorities by the Reference Asset Components and the entities whose stock is included in, or owned by the Reference Asset Components, as the case may be, and consult your tax advisor regarding the possible consequences to you if a Reference Asset Component or one or more of the entities whose stock is included in, or owned by, a Reference Asset Component, as the case may be, is or becomes a PFIC or a USRPHC.

Under current law, while the matter is not entirely clear, individual non-U.S. holders, and entities whose property is potentially includible in those individuals' gross estates for U.S. federal estate tax purposes (for example, a trust funded by such an individual and with respect to which the individual has retained certain interests or powers), should note that, absent an applicable treaty benefit, the Notes are likely to be treated as U.S. situs property, subject to U.S. federal estate tax. These individuals and entities should consult their own tax advisors regarding the U.S. federal estate tax consequences of investing in the Notes.

A "dividend equivalent" payment is treated as a dividend from sources within the United States and such payments generally would be subject to a 30% U.S. withholding tax if paid to a non-U.S. holder. Under U.S. Treasury Department regulations, payments (including deemed payments) with respect to equity-linked instruments ("ELIs") that are "specified ELIs" may be treated as dividend equivalents if such specified ELIs reference an interest in an "underlying security," which is generally any interest in an entity taxable as a corporation for U.S. federal income tax purposes if a payment with respect to such interest could give rise to a U.S. source dividend. However, Internal Revenue Service guidance provides that withholding on dividend equivalent payments will not apply to specified ELIs that are not delta-one instruments and that are issued before January 1, 2021. Based on the Issuer's determination that the Notes are not "delta-one" instruments, non-U.S. holders should not be subject to withholding on dividend equivalent payments, if any, under the Notes. However, it is possible that the Notes could be treated as deemed reissued for U.S. federal income tax purposes upon the occurrence of certain events affecting a Reference Asset Component or the Notes, and following such occurrence the Notes could be treated as subject to withholding on dividend equivalent payments. Non-U.S. holders that enter, or have entered, into other transactions in respect of a Reference Asset Component or the Notes should consult their tax advisors as to the application of the dividend equivalent withholding tax in the context of the Notes and their other transactions. If any payments are treated as dividend equivalents subject to withholding, we (or the applicable paying agent) would be entitled to withhold taxes without being required to pay any additional amounts with respect to amounts so withheld.

For a discussion of the U.S. federal income tax consequences of your investment in a Note, please see the discussion under "U.S. Federal Income Tax Considerations" in the accompanying prospectus supplement.

PROSPECTIVE PURCHASERS OF NOTES SHOULD CONSULT THEIR TAX ADVISORS AS TO THE FEDERAL, STATE, LOCAL, AND OTHER TAX CONSEQUENCES TO THEM OF THE PURCHASE, OWNERSHIP AND DISPOSITION OF NOTES

## TABLE OF CONTENTS

### Free Writing Prospectus

General	FWP-6
Payment at Maturity	FWP-7
Investor Suitability	FWP-7
Risk Factors	FWP-8
Illustrative Examples	FWP-12
Information Relating to the Reference Asset Components	FWP-14
Events of Default and Acceleration	FWP-17
Supplemental Plan of Distribution (Conflicts of Interest)	FWP-17
U.S. Federal Income Tax Considerations	FWP-18

### Equity Index Underlying Supplement

Disclaimer	ii
Risk Factors	S-1
The DAX <sup>®</sup> Index	S-8
The Dow Jones Industrial Average <sup>SM</sup>	S-10
The EURO STOXX 50 <sup>®</sup> Index	S-12
The FTSE <sup>™</sup> 100 Index	S-14
The Hang Seng <sup>®</sup> Index	S-15
The Hang Seng China Enterprises Index <sup>®</sup>	S-17
The KOSPI 200 Index	S-20
The MSCI Indices	S-23
The NASDAQ-100 Index <sup>®</sup>	S-27
The Nikkei 225 Index	S-31
The PHLX Housing Sector <sup>SM</sup> Index	S-33
The Russell 2000 <sup>®</sup> Index	S-37
The S&P 100 <sup>®</sup> Index	S-40
The S&P 500 <sup>®</sup> Index	S-43
The S&P 500 <sup>®</sup> Low Volatility Index	S-46
The S&P BRIC 40 Index	S-49
The S&P MidCap 400 <sup>®</sup> Index	S-51
The TOPIX <sup>®</sup> Index	S-54
Additional Terms of the Notes	S-56

### ETF Underlying Supplement

Risk Factors	S-1
Reference Sponsors and Index Funds	S-9
The Energy Select Sector SPDR <sup>®</sup> Fund	S-10
The Financial Select Sector SPDR <sup>®</sup> Fund	S-12
The Health Care Select Sector SPDR <sup>®</sup> Fund	S-14
The iShares <sup>®</sup> China Large-Cap ETF	S-16
The iShares <sup>®</sup> Latin America 40 ETF	S-19
The iShares <sup>®</sup> MSCI Brazil Capped ETF	S-21
The iShares <sup>®</sup> MSCI EAFE ETF	S-24
The iShares <sup>®</sup> MSCI Emerging Markets ETF	S-26
The iShares <sup>®</sup> MSCI Mexico Capped ETF	S-28
The iShares <sup>®</sup> Transportation Average ETF	S-30
The iShares <sup>®</sup> U.S. Real Estate ETF	S-31
The Market Vectors <sup>®</sup> Gold Miners ETF	S-32
The Powershares QQQ Trust <sup>SM</sup> , Series 1	S-34
The SPDR <sup>®</sup> Dow Jones Industrial Average <sup>SM</sup> ETF Trust	S-37
The SPDR <sup>®</sup> S&P 500 <sup>®</sup> ETF Trust	S-39
The Vanguard <sup>®</sup> FTSE Emerging Markets ETF	S-41
The WisdomTree <sup>®</sup> Japan Hedged Equity Fund	S-44
Additional Terms of the Notes	S-47

### Prospectus Supplement

Risk Factors	S-1
Pricing Supplement	S-10
Description of Notes	S-12
Use of Proceeds and Hedging	S-36
Certain ERISA Considerations	S-37
U.S. Federal Income Tax Considerations	S-39
Supplemental Plan of Distribution (Conflicts of Interest)	S-61

### Prospectus

About this Prospectus	1
Risk Factors	2
Where You Can Find More Information	3
Special Note Regarding Forward-Looking Statements	4
HSBC USA Inc.	7
Use of Proceeds	8
Description of Debt Securities	9
Description of Preferred Stock	20
Description of Warrants	25
Description of Purchase Contracts	30
Description of Units	33
Book-Entry Procedures	36
Limitations on Issuances in Bearer Form	40
U.S. Federal Income Tax Considerations Relating to Debt Securities	41
Plan of Distribution (Conflicts of Interest)	49
Notice to Canadian Investors	52
Notice to EEA Investors	53
Notice to UK Investors	54
UK Financial Promotion	54
Certain ERISA Matters	55
Legal Opinions	57
Experts	58

You should only rely on the information contained in this free writing prospectus, the accompanying Equity Index Underlying Supplement, prospectus supplement and prospectus. We have not authorized anyone to provide you with information or to make any representation to you that is not contained in this free writing prospectus, the accompanying Equity Index Underlying Supplement, prospectus supplement and prospectus. If anyone provides you with different or inconsistent information, you should not rely on it. This free writing prospectus, the accompanying Equity Index Underlying Supplement, prospectus supplement and prospectus are not an offer to sell these Notes, and these documents are not soliciting an offer to buy these Notes, in any jurisdiction where the offer or sale is not permitted. You should not, under any circumstances, assume that the information in this free writing prospectus, the accompanying Equity Index Underlying Supplement, prospectus supplement and prospectus is correct on any date after their respective dates.

## HSBC USA Inc.

**\$ Barrier Uncapped Participation Notes  
Linked to a Basket Consisting of the S&P  
500<sup>®</sup> Index, Russell 2000<sup>®</sup> Index, EURO  
STOXX 50<sup>®</sup> Index and the iShares<sup>®</sup> MSCI  
Emerging Markets ETF**

**October 29, 2018**