



Structured
Investments

HSBC USA Inc.

\$

Market Plus Notes Linked to a Basket Consisting of Three Indices and One
Exchange-Traded Fund due June 10, 2019 (the "Notes")

General

- Terms used in this free writing prospectus are described or defined herein and in the accompanying Equity Index Underlying Supplement, ETF Underlying Supplement, prospectus supplement and prospectus. The Notes will have the terms described herein and in the accompanying Equity Index Underlying Supplement, ETF Underlying Supplement, prospectus supplement and prospectus. **The Notes do not guarantee any return of principal, and you may lose up to 100% of your initial investment. The Notes will not bear interest.**
- This free writing prospectus relates to a single note offering. The purchaser of a Note will acquire a security linked to the Reference Asset described below.
- Although the offering relates to a Reference Asset, you should not construe that fact as a recommendation as to the merits of acquiring an investment linked to the Reference Asset or any Basket Component (as defined below) or as to the suitability of an investment in the Notes.
- Senior unsecured debt obligations of HSBC USA Inc. maturing June 10, 2019.
- Minimum denominations of \$10,000 and integral multiples of \$1,000 in excess thereof.
- **If the terms of the Notes set forth below are inconsistent with those described in the accompanying Equity Index Underlying Supplement, ETF Underlying Supplement, prospectus supplement and prospectus, the terms set forth below will supersede.**
- Any payment on the Notes is subject to the Issuer's credit risk.

Key Terms

Issuer:	HSBC USA Inc.
Reference Asset:	The Notes are linked to a basket (the "Basket") consisting of the S&P 500 [®] Index ("SPX"), the EURO STOXX 50 [®] Index ("SX5E"), the Russell 2000 [®] Index ("RTY") and the iShares [®] MSCI Emerging Markets ETF ("EEM") (each, a "Basket Component" and together, the "Basket Components").
Component Weightings:	50.00% for the SPX, 25.00% for the SX5E, 12.50% for the RTY and 12.50% for the EEM.
Knock-Out Event:	A Knock-Out Event occurs if the Basket Ending Level has decreased, as compared to the Basket Starting Level, by a percentage that exceeds the Knock-Out Buffer Amount.
Knock-Out Buffer Amount:	20%
Contingent Minimum Return:	24%
Principal Amount:	\$1,000 per Note
Trade Date:	June 5, 2014
Pricing Date:	June 5, 2014
Original Issue Date:	June 10, 2014
Final Valuation Date:	June 5, 2019, subject to adjustment as described in the accompanying Equity Index Underlying Supplement and ETF Underlying Supplement.
Maturity Date:	3 business days after the Final Valuation Date and is expected to be June 10, 2019. The Maturity Date is subject to adjustment as described in "Additional Terms of the Notes" in the accompanying Equity Index Underlying Supplement and ETF Underlying Supplement.
Payment at Maturity:	If a Knock-Out Event has occurred , you will receive a cash payment on the Maturity Date that will reflect the performance of the Reference Asset. Under these circumstances, your Payment at Maturity per \$1,000 Principal Amount will be calculated as follows: \$1,000 + (\$1,000 × Basket Return)

If a Knock-Out Event has occurred and the Basket Ending Level is less than the Basket Starting Level, you will lose some or all of your investment. This means that if the Basket Return is -100%, you will lose your entire investment.

If a Knock-Out Event has not occurred, you will receive a cash payment on the Maturity Date that will reflect the performance of the Reference Asset, subject to the Contingent Minimum Return. If a Knock-Out Event has not occurred, your Payment at Maturity per \$1,000 Principal Amount will equal \$1,000 plus the product of (a) \$1,000 multiplied by (b) the greater of (i) the Basket Return and (ii) the Contingent Minimum Return. For additional clarification, please see "What is the Total Return on the Notes at Maturity Assuming a Range of Performances for the Reference Asset?" herein.

Basket Return:	The quotient, expressed as a percentage, calculated as follows: $\frac{\text{Basket Ending Level} - \text{Basket Starting Level}}{\text{Basket Starting Level}}$
Basket Starting Level:	Set equal to 100 on the Pricing Date.
Basket Ending Level:	The Basket Closing Level, as determined on the Final Valuation Date.
Basket Closing Level:	The Basket Closing Level will be calculated as follows: $100 \times [1 + (\text{the sum of the Basket Component return multiplied by the respective component weighting, for each Basket Component})]$ Each of the Basket Component returns set forth in the formula above refers to the return for the relevant Basket Component, which reflects the performance of the relevant Basket Component, expressed as the percentage change from the Initial Value of that Basket Component to the Final Value of that Basket Component, calculated as follows: $\frac{\text{Final Value} - \text{Initial Value}}{\text{Initial Value}}$

Initial Value:	The Official Closing Value of the respective Basket Component as determined by the Calculation Agent on the Pricing Date.
Final Value:	The Official Closing Value of the respective Basket Component as determined by the Calculation Agent on the Final Valuation Date.
Official Closing Value:	The closing level or closing price, as applicable, of a Basket Component on any scheduled trading day as determined by the calculation agent based upon the value displayed on the relevant Bloomberg Professional [®] service page (with respect to the SPX, "SPX <INDEX>", with respect to the SX5E, "SX5E <INDEX>", with respect to the RTY, "RTY <INDEX>", and with respect to the EEM, "EEM UP <EQUITY>"), or, for each Basket Component, any successor page on the Bloomberg Professional [®] service or any successor service, as applicable.
Estimated Initial Value:	The Estimated Initial Value of the Notes will be less than the price you pay to purchase the Notes. The Estimated Initial Value does not represent a minimum price at which we or any of our affiliates would be willing to purchase your Notes in the secondary market, if any, at any time. The Estimated Initial Value will be calculated on the Pricing Date and will be set forth in the pricing supplement to which this free writing prospectus relates. See "Selected Risk Considerations—The Estimated Initial Value of the Notes, which will be determined by us on the Pricing Date, will be less than the price to public and may differ from the market value of the Notes in the secondary market, if any."
Calculation Agent:	HSBC USA Inc. or one of its affiliates
CUSIP/ISIN:	40433BEH7/US40433BEH78
Form of the Notes:	Book-Entry
Listing:	The Notes will not be listed on any U.S. securities exchange or quotation system.

Investment in the Notes involves certain risks. You should refer to "Selected Risk Considerations" beginning on page 5 of this document and "Risk Factors" beginning on page S-1 of the Equity Index Underlying Supplement and page S-2 of the ETF Underlying Supplement and page S-3 of the prospectus supplement.

Neither the U.S. Securities and Exchange Commission (the "SEC"), nor any state securities commission has approved or disapproved of the Notes or determined that this free writing prospectus, or the accompanying Equity Index Underlying Supplement, ETF Underlying Supplement, prospectus supplement and prospectus, is truthful or complete. Any representation to the contrary is a criminal offense.

HSBC Securities (USA) Inc. or another of our affiliates or agents may use the pricing supplement to which this free writing prospectus relates in market-making transactions in any Notes after their initial sale. **Unless we or our agent informs you otherwise in the confirmation of sale, the pricing supplement to which this free writing prospectus relates will be used in a market-making transaction.** HSBC Securities (USA) Inc., an affiliate of ours, will purchase the Notes from us for distribution to the placement agent. See "Supplemental Plan of Distribution (Conflicts of Interest)" on the last page of this free writing prospectus.

J.P. Morgan Securities LLC and certain of its registered broker-dealer affiliates are purchasing the Notes for resale. JPMorgan Chase Bank N.A. may purchase the Notes on behalf of certain fiduciary accounts. J.P. Morgan Securities LLC, certain of its registered broker-dealer affiliates and JPMorgan Chase Bank N.A. will not receive fees from us for sales to fiduciary accounts.

The Estimated Initial Value of the Notes on the Pricing Date is expected to be \$947.40 per Note, which will be less than the price to public. The market value of the Notes at any time will reflect many factors and cannot be predicted with accuracy. See "Estimated Initial Value" above and "Selected Risk Considerations" beginning on page 5 of this document for additional information.

	Price to Public ⁽¹⁾	Fees and Commissions	Proceeds to Issuer
Per Note	\$1,000	\$30	\$970
Total	\$	\$	\$

⁽¹⁾ Certain fiduciary accounts purchasing the Notes will pay a purchase price of \$970 per Note, and the placement agents with respect to sales made to such accounts will forgo any fees.

The Notes:		
Are Not FDIC Insured	Are Not Bank Guaranteed	May Lose Value
JPMorgan Placement Agent June [•], 2014		

Additional Terms Specific to the Notes

This free writing prospectus relates to a single note offering linked to the Reference Asset. The purchaser of a Note will acquire a senior unsecured debt security linked to the Reference Asset. We reserve the right to withdraw, cancel or modify this offering and to reject orders in whole or in part. Although the Note offering relates only to the Reference Asset, you should not construe that fact as a recommendation as to the merits of acquiring an investment linked to the Reference Asset or any Basket Component or as to the suitability of an investment in the Notes.

You should read this document together with the prospectus dated March 22, 2012, the prospectus supplement dated March 22, 2012, the Equity Index Underlying Supplement dated March 22, 2012 and the ETF Underlying Supplement dated March 22, 2012. If the terms of the Notes offered hereby are inconsistent with those described in the accompanying Equity Index Underlying Supplement, ETF Underlying Supplement, prospectus supplement or prospectus, the terms described in this free writing prospectus shall control. You should carefully consider, among other things, the matters set forth in "Selected Risk Considerations" beginning on page 5 of this free writing prospectus and "Risk Factors" beginning on page S-1 of the accompanying Equity Index Underlying Supplement and page S-2 of the accompanying ETF Underlying Supplement and page S-3 of the prospectus supplement, as the Notes involve risks not associated with conventional debt securities. We urge you to consult your investment, legal, tax, accounting and other advisors before you invest in the Notes. As used herein, references to the "Issuer", "HSBC", "we", "us" and "our" are to HSBC USA Inc.

HSBC has filed a registration statement (including a prospectus, a prospectus supplement, the Equity Index Underlying Supplement and the ETF Underlying Supplement) with the SEC for the offering to which this free writing prospectus relates. Before you invest, you should read the prospectus, prospectus supplement, Equity Index Underlying Supplement and ETF Underlying Supplement in that registration statement and other documents HSBC has filed with the SEC for more complete information about HSBC and this offering. You may get these documents for free by visiting EDGAR on the SEC's web site at www.sec.gov. Alternatively, HSBC Securities (USA) Inc. or any dealer participating in this offering will arrange to send you the prospectus, prospectus supplement, Equity Index Underlying Supplement and ETF Underlying Supplement if you request them by calling toll-free 1 866 811 8049.

You may also obtain:

- The Equity Index Underlying Supplement at:
http://www.sec.gov/Archives/edgar/data/83246/000114420412016693/v306691_424b2.htm
- The ETF Underlying Supplement at:
http://www.sec.gov/Archives/edgar/data/83246/000114420412016689/v306692_424b2.htm
- The prospectus supplement at:
<http://www.sec.gov/Archives/edgar/data/83246/000104746912003151/a2208335z424b2.htm>
- The prospectus at:
<http://www.sec.gov/Archives/edgar/data/83246/000104746912003148/a2208395z424b2.htm>

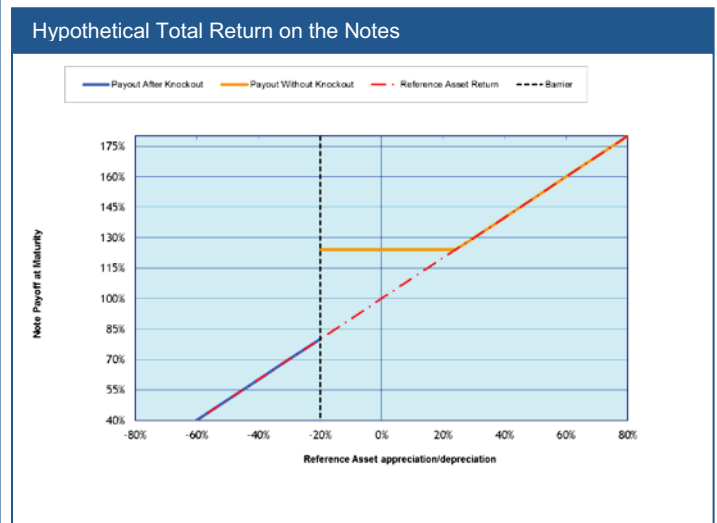
We are using this free writing prospectus to solicit from you an offer to purchase the Notes. You may revoke your offer to purchase the Notes at any time prior to the time at which we accept your offer by notifying HSBC Securities (USA) Inc. We reserve the right to change the terms of, or reject any offer to purchase, the Notes prior to their issuance. The Trade Date, the Pricing Date and the other terms of the Notes are subject to change, and will be set forth in the final pricing supplement relating to the Notes. In the event of any material changes to the terms of the Notes, we will notify you.

Summary

The four charts below provide a summary of the Notes, including Note characteristics and risk considerations as well as an illustrative diagram and table reflecting hypothetical returns at maturity. These charts should be reviewed together with the disclosure regarding the Notes contained in this free writing prospectus as well as in the accompanying Equity Index Underlying Supplement, ETF Underlying Supplement, prospectus and prospectus supplement.

The following charts illustrate the hypothetical total return at maturity on the Notes. The “total return” as used in this free writing prospectus is the number, expressed as a percentage, that results from comparing the Payment at Maturity per \$1,000 Principal Amount to \$1,000. The hypothetical total returns set forth below reflect the Basket Starting Level of 100, the Knock-Out Buffer Amount of 20%, and the Contingent Minimum Return of 24%. The hypothetical total returns set forth below are for illustrative purposes only and may not be the actual total returns applicable to a purchaser of the Notes. The numbers appearing in the following table and examples have been rounded for ease of analysis.

Note Characteristics	
Reference Asset:	Basket of the Basket Components
Basket Components:	S&P 500 [®] Index (“SPX”), EURO STOXX 50 [®] Index (“SX5E”), Russell 2000 [®] Index (“RTY”) and iShares [®] MSCI Emerging Markets ETF (“EEM”)
Component Weightings:	50.00% for the SPX, 25.00% for the SX5E, 12.50% for the RTY and 12.50% for the EEM
Currency:	USD
Knock-Out Buffer Amount:	20%
Contingent Minimum Return:	24%
Final Valuation Date:	June 5, 2019 (expected)
Potential Gain:	24% or Basket Return (Greater Of)
Maximum Potential Loss:	100%
Maturity:	5 years
Settlement:	Cash
Appreciation Potential:	<p>The Notes provide the opportunity to participate in the appreciation of the Reference Asset at maturity. If the Basket Ending Level does not decrease by more than the Knock-Out Buffer Amount, you will receive a payment reflecting the performance of the Reference Asset, subject to the Contingent Minimum Return.</p>



Summary Selected Risk Considerations (see page 5)

We urge you to read “Selected Risk Considerations” herein and “Risk Factors” beginning on page S-1 of the Equity Index Underlying Supplement, page S-2 of the ETF Underlying Supplement and page S-3 of the prospectus supplement. Investing in the Notes is not equivalent to investing directly in the Reference Asset. You should understand the risks of investing in the Notes and should reach an investment decision only after careful consideration, with your advisors, of the suitability of the Notes in light of your particular financial circumstances and the information set forth in this free writing prospectus and the accompanying Equity Index Underlying Supplement, ETF Underlying Supplement, prospectus supplement and prospectus.

- Your investment in the Notes may result in a loss.
- The amount payable on the Notes is not linked to the level of the Reference Asset at any time other than on the Final Valuation Date.
- The Notes are subject to the credit risk of HSBC USA Inc.
- Changes in the values of the Basket Components may offset each other.
- Suitability of the Notes for investment.
- The Estimated Initial Value of the Notes, which will be determined by us on the Pricing Date, will be less than the price to public and may differ from the market value of the Notes in the secondary market, if any.
- The price of your Notes in the secondary market, if any, immediately after the Pricing Date will be less than the price to public.
- If HSBC Securities (USA) Inc. were to repurchase your Notes immediately after the Original Issue Date, the price you receive may be higher than the Estimated Initial Value of the Notes.
- There is limited anti-dilution protection.
- The value of shares of the EEM may not completely track the value of its underlying index.
- Management risk.
- No interest or dividend payments or voting rights.
- Potentially inconsistent research, opinions or recommendations by HSBC and JPMorgan.
- The Notes lack liquidity.
- Potential conflicts.
- Time differences between the domestic and foreign markets and New York City may create discrepancies in the trading level or price of the Notes.
- Small-capitalization risk.
- Risks associated with non-U.S. companies.
- Risks associated with emerging markets.
- The Notes will not be adjusted for changes in exchange rates.
- The Notes are not insured or guaranteed by any governmental agency of the United States or any other jurisdiction.
- Historical performance of the Reference Asset should not be taken as an indication of its future performance during the term of the Notes.
- Market disruptions may adversely affect your return.
- Many economic and market factors will impact the value of the Notes.

Hypothetical Basket Ending Level	Hypothetical Basket Returns	Hypothetical Total Return
200.00	100.00%	100.00%
180.00	80.00%	80.00%
170.00	70.00%	70.00%
150.00	50.00%	50.00%
140.00	40.00%	40.00%
130.00	30.00%	30.00%
124.00	24.00%	24.00%
120.00	20.00%	24.00%
110.00	10.00%	24.00%
105.00	5.00%	24.00%
100.00	0.00%	24.00%
95.00	-5.00%	24.00%
90.00	-10.00%	24.00%
85.00	-15.00%	24.00%
80.00	-20.00%	24.00%
70.00	-30.00%	-30.00%
60.00	-40.00%	-40.00%
50.00	-50.00%	-50.00%
40.00	-60.00%	-60.00%
20.00	-80.00%	-80.00%
0.00	-100.00%	-100.00%

Selected Purchase Considerations

- **APPRECIATION POTENTIAL** — The Notes provide the opportunity to participate in the appreciation of the Reference Asset at maturity. *If a Knock-Out Event has not occurred*, in addition to the Principal Amount, you will receive at maturity at least the Contingent Minimum Return of 24% on the Notes, or a minimum Payment at Maturity of \$1,240 for every \$1,000 Principal Amount. If a Knock-Out Event has not occurred and the Basket Ending Level is greater than the Basket Starting Level, in addition to the Principal Amount, you will receive at maturity a return on the Notes equal to the Basket Return. Because the Notes are our senior unsecured debt obligations, payment of any amount at maturity is subject to our ability to pay our obligations as they become due.
- **THE CONTINGENT MINIMUM RETURN APPLIES ONLY IF A KNOCK-OUT EVENT HAS NOT OCCURRED** — *If a Knock-Out Event has not occurred*, you will receive at least the Principal Amount at maturity, even if the Basket Ending Level is below the Basket Starting Level. *If a Knock-Out Event has occurred and the Basket Ending Level is less than the Basket Starting Level*, you will lose 1% of your Principal Amount for every 1% that the Basket Ending Level is less than the Basket Starting Level. If a Knock-Out Event has occurred and the Basket Return is -100%, you will lose your entire investment.
- **TAX TREATMENT** — There is no direct legal authority as to the proper tax treatment of the Notes, and therefore significant aspects of the tax treatment of the Notes are uncertain as to both the timing and character of any inclusion in income in respect of the Notes. Under one approach, the Notes should be treated as pre-paid executory contracts with respect to the Reference Asset. We intend to treat the Notes consistent with this approach. Pursuant to the terms of the Notes, you agree to treat the Notes under this approach for all U.S. federal income tax purposes. Subject to the limitations described therein, and based on certain factual representations received from us, in the opinion of our special U.S. tax counsel, Morrison & Foerster LLP, it is reasonable to treat the Notes as pre-paid executory contracts with respect to the Reference Asset. Pursuant to this approach and subject to the discussion below regarding “constructive ownership transactions”, we do not intend to report any income or gain with respect to the Notes prior to their maturity or an earlier sale or exchange and we generally intend to treat any gain or loss upon maturity or an earlier sale or exchange as long-term capital gain or loss, provided that you have held the Note for more than one year at such time for U.S. federal income tax purposes.

Despite the foregoing, U.S. holders (as defined under “U.S. Federal Income Tax Considerations” in the accompanying prospectus supplement) should be aware that the Internal Revenue Code of 1986, as amended (the “Code”), contains a provision, Section 1260 of the Code, which sets forth rules which are applicable to what it refers to as “constructive ownership transactions.” Due to the manner in which it is drafted, the precise applicability of Section 1260 of the Code to any particular transaction is often uncertain. In general, a “constructive ownership transaction” includes a contract under which an investor will receive payment equal to or credit for the future value of any equity interest in a regulated investment company (such as shares of the EEM (the “Underlying Shares”) included in the Reference Asset). Under the “constructive ownership” rules, if an investment in the Notes is treated as a “constructive ownership transaction,” any long-term capital gain recognized by a U.S. holder in respect of a Note will be recharacterized as ordinary income to the extent such gain exceeds the amount of “net underlying long-term capital gain” (as defined in Section 1260 of the Code) of the U.S. holder determined as if the U.S. holder had acquired the Underlying Shares on the original issue date of the Note at fair market value and sold them at fair market value on the Maturity Date (if the Note was held until the Maturity Date) or on the date of sale or exchange of the Note (if the Note was sold or exchanged prior to the Maturity Date) (the “Excess Gain”). In addition, an interest charge will also apply to any deemed underpayment of tax in respect of any Excess Gain to the extent such gain would have resulted in gross income inclusion for the U.S. holder in taxable years prior to the taxable year of the sale, exchange or maturity of the Note (assuming such income accrued at a constant rate equal to the applicable federal rate as of the date of sale, exchange or maturity of the Note).

Although the matter is not clear, there exists a risk that an investment in the Notes linked to the Reference Asset will be treated as a “constructive ownership transaction.” If such treatment applies, it is not entirely clear to what extent any long-term capital gain recognized by a U.S. holder in respect of a Note linked to the Reference Asset will be recharacterized as ordinary income. It is possible, for example, that the amount of the Excess Gain (if any) that would be recharacterized as ordinary income in respect of each Note linked to the Reference Asset will equal the excess of (i) any long-term capital gain recognized by the U.S. holder in respect of such a Note and attributable to the Underlying Shares over (ii) the “net underlying long-term capital gain” such U.S. holder would have had if such U.S. holder had acquired a number of the Underlying Shares at fair market value on the original issue date of such Note for an amount equal to the relevant portion of the “issue price” of the Note and, upon the date of sale, exchange or maturity of the Note, sold such Underlying Shares at fair market value (which would reflect the percentage increase in the value of the Underlying Shares over the term of the Note). Accordingly, U.S. holders should consult their tax advisors regarding the potential application of the “constructive ownership” rules.

We will not attempt to ascertain whether any of the entities whose stock is included in, or owned by, the Reference Asset, as the case may be, would be treated as a passive foreign investment company (“PFIC”) or United States real property holding corporation (“USRPHC”), both as defined for U.S. federal income tax purposes. If one or more of the

entities whose stock is included in, or owned by, the Reference Asset, as the case may be, were so treated, certain adverse U.S. federal income tax consequences might apply. You should refer to information filed with the SEC and other authorities by the entities whose stock is included in, or owned by, the Reference Asset, as the case may be, and consult your tax advisor regarding the possible consequences to you if one or more of the entities whose stock is included in, or owned by, the Reference Asset, as the case may be, is or becomes a PFIC or a USRPHC.

Withholding and reporting requirements under the legislation enacted on March 18, 2010 (as discussed beginning on page S-48 of the prospectus supplement) will generally apply to payments made after June 30, 2014. However, this withholding tax will not be imposed on payments pursuant to obligations outstanding on July 1, 2014. Additionally, withholding due to any payment being treated as a “dividend equivalent” (as discussed beginning on page S-47 of the prospectus supplement) will begin no earlier than January 1, 2016. However, the U.S. Treasury Department and Internal Revenue Service have announced that they intend to limit this withholding to equity-linked instruments issued on or after the date that is 90 days after the date of publication in the U.S. Federal Register of final regulations addressing dividend equivalent withholding. Holders are urged to consult with their own tax advisors regarding the possible implications of this legislation on their investment in the Notes.

For a further discussion of the U.S. federal income tax consequences related to the Notes, see the section “U.S. Federal Income Tax Considerations” in the accompanying prospectus supplement.

Selected Risk Considerations

An investment in the Notes involves significant risks. Investing in the Notes is not equivalent to investing directly in any of the Basket Components. These risks are explained in more detail in the “Risk Factors” sections of the accompanying Equity Index Underlying Supplement, ETF Underlying Supplement and prospectus supplement.

- **YOUR INVESTMENT IN THE NOTES MAY RESULT IN A LOSS** — The Notes do not guarantee any return of principal. The return on the Notes at maturity is linked to the performance of the Reference Asset and will depend on whether a Knock-Out Event has occurred and whether, and the extent to which, the Basket Return is positive or negative. If the Basket Ending Level is below the Basket Starting Level by a percentage that is more than the Knock-Out Buffer Amount of 20%, a Knock-Out Event has occurred, and the benefit provided by the Knock-Out Buffer Amount will terminate. Under these circumstances, you will lose 1% of the Principal Amount for each 1% that the Basket Ending Level is less than the Basket Starting Level. **IF A KNOCK-OUT EVENT OCCURS, YOU MAY LOSE UP TO 100% OF YOUR INVESTMENT.**
- **THE AMOUNT PAYABLE ON THE NOTES IS NOT LINKED TO THE LEVEL OF THE REFERENCE ASSET AT ANY TIME OTHER THAN ON THE FINAL VALUATION DATE** — The Basket Ending Level will be based on the Basket Closing Level on the Final Valuation Date, subject to postponement for non-trading days and certain market disruption events. Even if the level of the Reference Asset appreciates prior to the Final Valuation Date but then drops on the Final Valuation Date to a level that is less than the Basket Starting Level, the Payment at Maturity may be less, and may be significantly less, than it would have been had the Payment at Maturity been linked to the level of the Reference Asset prior to such decrease. Although the actual level of the Reference Asset on the Maturity Date or at other times during the term of the Notes may be higher than the Basket Ending Level, the Payment at Maturity will be based solely on the Basket Closing Level of the Reference Asset on the Final Valuation Date.
- **THE NOTES ARE SUBJECT TO THE CREDIT RISK OF HSBC USA INC.** — The Notes are senior unsecured debt obligations of the Issuer, HSBC, and are not, either directly or indirectly, an obligation of any third party. As further described in the accompanying prospectus supplement and prospectus, the Notes will rank on par with all of the other unsecured and unsubordinated debt obligations of HSBC, except such obligations as may be preferred by operation of law. Any payment to be made on the Notes, including any return of principal at maturity, depends on the ability of HSBC to satisfy its obligations as they come due. As a result, the actual and perceived creditworthiness of HSBC may affect the market value of the Notes and, in the event HSBC were to default on its obligations, you may not receive the amounts owed to you under the terms of the Notes.
- **CHANGES IN THE VALUES OF THE BASKET COMPONENTS MAY OFFSET EACH OTHER** — Movements in the values of the Basket Components may not correlate with each other. At a time when the value of one or more of the Basket Components increases, the value of the other Basket Components may not increase as much or may even decline. Therefore, in calculating the Basket Closing Level and the Basket Return, increases in the value of one or more of the Basket Components may be moderated, or more than offset, by lesser increases or declines in the value of the other Basket Components.
- **SUITABILITY OF THE NOTES FOR INVESTMENT** — You should only reach a decision to invest in the Notes after carefully considering, with your advisors, the suitability of the Notes in light of your investment objectives and the information set out in this free writing prospectus. Neither HSBC nor any dealer participating in the offering makes any recommendation as to the suitability of the Notes for investment.

- THE ESTIMATED INITIAL VALUE OF THE NOTES, WHICH WILL BE DETERMINED BY US ON THE PRICING DATE, WILL BE LESS THAN THE PRICE TO PUBLIC AND MAY DIFFER FROM THE MARKET VALUE OF THE NOTES IN THE SECONDARY MARKET, IF ANY** — The Estimated Initial Value of the Notes will be calculated by us on the Pricing Date and will be less than the price to public. The Estimated Initial Value will reflect our internal funding rate, which is the borrowing rate we use to issue market-linked securities, as well as the mid-market value of the embedded derivatives in the Notes. This internal funding rate is typically lower than the rate we would use when we issue conventional fixed or floating rate debt securities. As a result of the difference between our internal funding rate and the rate we would use when we issue conventional fixed or floating rate debt securities, the Estimated Initial Value of the Notes may be lower if it were based on the levels at which our fixed or floating rate debt securities trade in the secondary market. In addition, if we were to use the rate we use for our conventional fixed or floating rate debt issuances, we would expect the economic terms of the Notes to be more favorable to you. We will determine the value of the embedded derivatives in the Notes by reference to our or our affiliates' internal pricing models. These pricing models consider certain assumptions and variables, which can include volatility and interest rates. Different pricing models and assumptions could provide valuations for the Notes that are different from our Estimated Initial Value. These pricing models rely in part on certain forecasts about future events, which may prove to be incorrect. The Estimated Initial Value does not represent a minimum price at which we or any of our affiliates would be willing to purchase your Notes in the secondary market (if any exists) at any time.
- THE PRICE OF YOUR NOTES IN THE SECONDARY MARKET, IF ANY, IMMEDIATELY AFTER THE PRICING DATE WILL BE LESS THAN THE PRICE TO PUBLIC** — The price to public takes into account certain costs. These costs will include our affiliates' projected hedging profits (which may or may not be realized) for assuming risks inherent in hedging our obligations under the Notes, the underwriting discount and the costs associated with structuring and hedging our obligations under the Notes. These costs, except for the underwriting discount, will be used or retained by us or one of our affiliates. If you were to sell your Notes in the secondary market, if any, the price you would receive for your Notes may be less than the price you paid for them because secondary market prices will not take into account these costs. The price of your Notes in the secondary market, if any, at any time after issuance will vary based on many factors, including the value of the Reference Asset and changes in market conditions, and cannot be predicted with accuracy. The Notes are not designed to be short-term trading instruments, and you should, therefore, be able and willing to hold the Notes to maturity. Any sale of the Notes prior to maturity could result in a loss to you.
- IF HSBC SECURITIES (USA) INC. WERE TO REPURCHASE YOUR NOTES IMMEDIATELY AFTER THE ORIGINAL ISSUE DATE, THE PRICE YOU RECEIVE MAY BE HIGHER THAN THE ESTIMATED INITIAL VALUE OF THE NOTES** — Assuming that all relevant factors remain constant after the Original Issue Date, the price at which HSBC Securities (USA) Inc. may initially buy or sell the Notes in the secondary market, if any, and the value that we may initially use for customer account statements, if we provide any customer account statements at all, may exceed the Estimated Initial Value on the Pricing Date for a temporary period expected to be approximately six months after the Original Issue Date. This temporary price difference may exist because, in our discretion, we may elect to effectively reimburse to investors a portion of the estimated cost of hedging our obligations under the Notes and other costs in connection with the Notes that we will no longer expect to incur over the term of the Notes. We will make such discretionary election and determine this temporary reimbursement period on the basis of a number of factors, including the tenor of the securities and any agreement we may have with the distributors of the Notes. The amount of our estimated costs which we effectively reimburse to investors in this way may not be allocated ratably throughout the reimbursement period, and we may discontinue such reimbursement at any time or revise the duration of the reimbursement period after the Original Issue Date of the Notes based on changes in market conditions and other factors that cannot be predicted.
- THERE IS LIMITED ANTI-DILUTION PROTECTION** — The calculation agent will adjust the Final Value, for certain events affecting the shares of the EEM, such as stock splits and corporate actions which may affect the price of the EEM. The calculation agent is not required to make an adjustment for every corporate action which affects the shares of the EEM. If an event occurs that does not require the calculation agent to adjust the price of the shares of the EEM, the market price of the Notes and the Payment at Maturity may be materially and adversely affected. See "Additional Notes Terms—Antidilution and Reorganization Adjustments" on page S-54 of the accompanying ETF Underlying Supplement.
- THE VALUE OF SHARES OF THE EEM MAY NOT COMPLETELY TRACK THE VALUE OF ITS UNDERLYING INDEX** — Although the trading characteristics and valuations of shares of the EEM will usually mirror the characteristics and valuations of its underlying index, the value of the shares of the EEM may not completely track the level of its underlying index. The EEM may reflect transaction costs and fees that are not included in the calculation of its underlying index. Additionally, because the EEM may not actually hold all of the stocks comprising its underlying index but invests in a representative sample of securities which have a similar investment profile as the stocks comprising the underlying index, the EEM may not fully replicate the performance of its underlying index.
- MANAGEMENT RISK** — The EEM is not managed according to traditional methods of "active" investment management, which involve the buying and selling of securities based on economic, financial and market analysis

and investment judgment. Instead, the EEM, utilizing a “passive” or indexing investment approach, attempts to approximate the investment performance of the underlying index by investing in a portfolio of securities that generally replicate the relevant underlying index. Therefore, unless a specific security is removed from its underlying index, the EEM generally would not sell a security because the security’s issuer was in financial trouble. In addition, the EEM is subject to the risk that the investment strategy of the investment adviser may not produce the intended results. Your investment is linked to the EEM, which is an index fund. Any information relating to an underlying index is only relevant to understanding the index that the EEM seeks to replicate.

- **NO INTEREST OR DIVIDEND PAYMENTS OR VOTING RIGHTS** — As a holder of the Notes, you will not receive interest payments, and you will not have voting rights or rights to receive cash dividends or other distributions or other rights that holders of the shares of the EEM of the components of other Basket Components would have.
- **POTENTIALLY INCONSISTENT RESEARCH, OPINIONS OR RECOMMENDATIONS BY HSBC AND JPMORGAN** — HSBC, JPMorgan, or their respective affiliates may publish research, express opinions or provide recommendations that are inconsistent with investing in or holding the Notes and which may be revised at any time. Any such research, opinions or recommendations could affect the level of the Reference Asset, and therefore, the market value of the Notes.
- **THE NOTES LACK LIQUIDITY** — The Notes will not be listed on any securities exchange. HSBC Securities (USA) Inc. may offer to purchase the Notes in the secondary market. However, it is not required to do so and may cease making such offers at any time if at all. Because other dealers are not likely to make a secondary market for the Notes, the price at which you may be able to trade your Notes is likely to depend on the price, if any, at which HSBC Securities (USA) Inc. is willing to buy the Notes. Even if there is a secondary market, it may not provide enough liquidity to allow you to trade or sell the Notes easily.
- **POTENTIAL CONFLICTS** — HSBC and its affiliates play a variety of roles in connection with the issuance of the Notes, including acting as Calculation Agent and hedging its obligations under the Notes. In performing these duties, the economic interests of the Calculation Agent and other affiliates of HSBC are potentially adverse to your interests as an investor in the Notes. HSBC and the Calculation Agent are under no obligation to consider your interests as a holder of the Notes in taking any corporate actions or other actions that might affect the level of the Reference Asset and the value of the Notes.
- **TIME DIFFERENCES BETWEEN THE DOMESTIC AND FOREIGN MARKETS AND NEW YORK CITY MAY CREATE DISCREPANCIES IN THE TRADING LEVEL OR PRICE OF THE NOTES** — Time differences between the domestic and foreign markets may result in discrepancies between the level of the underlying stocks tracked by a Basket Component and the value of the Notes. To the extent that U.S. markets are closed while markets for the underlying stocks tracked by a Basket Component remain open, significant price or rate movements of these underlying stocks may take place that will not be reflected immediately in the value of the Notes. In addition, there may be periods when the relevant foreign markets are closed for trading, causing the value of a Basket Component to remain unchanged for multiple trading days in New York City.
- **SMALL-CAPITALIZATION RISK** — The RTY tracks companies that may be considered small-capitalization companies. These companies often have greater stock price volatility, lower trading volume and less liquidity than large-capitalization companies and therefore the respective index level may be more volatile than an investment in stocks issued by larger companies. Stock prices of small-capitalization companies may also be more vulnerable than those of larger companies to adverse business and economic developments, and the stocks of small-capitalization companies may be thinly traded, making it difficult for the RTY to track them. In addition, small-capitalization companies are often less stable financially than large-capitalization companies and may depend on a small number of key personnel, making them more vulnerable to loss of personnel. Small-capitalization companies are often subject to less analyst coverage and may be in early, and less predictable, periods of their corporate existences. These companies tend to have smaller revenues, less diverse product lines, smaller shares of their product or service markets, fewer financial resources and competitive strengths than large-capitalization companies, and are more susceptible to adverse developments related to their products.
- **RISKS ASSOCIATED WITH NON-U.S. COMPANIES** — The values of the SX5E and the EEM depend upon the stocks of non-U.S. companies, and thus involve risks associated with the home countries of those non-U.S. companies. The prices of these non-U.S. stocks may be affected by political, economic, financial and social factors in the home country of each applicable company, including changes in that country’s government, economic and fiscal policies, currency exchange laws or other laws or restrictions, which could affect the value of the Notes. These foreign securities may have less liquidity and could be more volatile than many of the securities traded in U.S. or other securities markets. Direct or indirect government intervention to stabilize the relevant foreign securities markets, as well as cross shareholdings in foreign companies, may affect trading levels or prices and volumes in those markets. The other special risks associated with foreign securities may include, but are not limited to: less liquidity and smaller market capitalizations; less rigorous regulation of securities markets; different accounting and disclosure standards; governmental interference; currency fluctuations; higher inflation; and social, economic and political

uncertainties. These factors may adversely affect the performance of the SX5E or the EEM and, as a result, the value of the Notes.

- **RISKS ASSOCIATED WITH EMERGING MARKETS** — An investment in the Notes linked to the EEM will involve risks not generally associated with investments which have no emerging market component. In particular, many emerging nations are undergoing rapid change, involving the restructuring of economic, political, financial and legal systems. Regulatory and tax environments may be subject to change without review or appeal. Many emerging markets suffer from underdevelopment of capital markets and tax regulation. The risk of expropriation and nationalization remains a threat. Guarding against such risks is made more difficult by low levels of corporate disclosure and unreliability of economic and financial data.
- **THE NOTES WILL NOT BE ADJUSTED FOR CHANGES IN EXCHANGE RATES** — Although the equity securities that comprise the SX5E and that are held by the EEM are traded in currencies other than U.S. dollars, and your Notes are denominated in U.S. dollars, the amount payable on your Notes at maturity, if any, will not be adjusted for changes in the exchange rates between the U.S. dollar and the currencies in which these non-U.S. equity securities are denominated. Changes in exchange rates, however, may also reflect changes in the applicable non-U.S. economies that in turn may affect the value of the SX5E or the EEM, and therefore your Notes. The amount we pay in respect of your Notes on the maturity date, if any, will be determined solely in accordance with the procedures described in this document.
- **THE NOTES ARE NOT INSURED OR GUARANTEED BY ANY GOVERNMENTAL AGENCY OF THE UNITED STATES OR ANY OTHER JURISDICTION** — The Notes are not deposit liabilities or other obligations of a bank and are not insured or guaranteed by the Federal Deposit Insurance Corporation or any other governmental agency or program of the United States or any other jurisdiction. An investment in the Notes is subject to the credit risk of HSBC, and in the event that HSBC is unable to pay its obligations as they become due, you may not receive the full Payment at Maturity of the Notes.
- **HISTORICAL PERFORMANCE OF THE REFERENCE ASSET SHOULD NOT BE TAKEN AS AN INDICATION OF ITS FUTURE PERFORMANCE DURING THE TERM OF THE NOTES** — It is impossible to predict whether the level of the Reference Asset will rise or fall. The Reference Asset will be influenced by complex and interrelated political, economic, financial and other factors.
- **MARKET DISRUPTIONS MAY ADVERSELY AFFECT YOUR RETURN** — The Calculation Agent may, in its sole discretion, determine that the markets have been affected in a manner that prevents it from determining the Reference Asset in the manner described herein, and calculating the amount that we are required to pay you upon maturity, or from properly hedging its obligations under the Notes. These events may include disruptions or suspensions of trading in the markets as a whole. If the Calculation Agent, in its sole discretion, determines that any of these events prevents us or any of our affiliates from properly hedging our obligations under the Notes or prevents the Calculation Agent from determining the Basket Return or Payment at Maturity in the ordinary manner, the Calculation Agent will determine the Basket Return or Payment at Maturity in good faith and in a commercially reasonable manner, and it is possible that the Final Valuation Date and the Maturity Date will be postponed, which may adversely affect the return on your Notes.
- **MANY ECONOMIC AND MARKET FACTORS WILL IMPACT THE VALUE OF THE NOTES** — In addition to the level of the Reference Asset on any day, the value of the Notes will be affected by a number of economic and market factors that may either offset or magnify each other, including:
 - the expected volatility of the Basket Components;
 - the time to maturity of the Notes;
 - the dividend rate on the equity securities underlying or held by the Basket Components;
 - interest and yield rates in the market generally;
 - a variety of economic, financial, political, regulatory or judicial events that affect the Basket Components or the stock markets generally; and
 - our creditworthiness, including actual or anticipated downgrades in our credit ratings.

What Is the Total Return on the Notes at Maturity Assuming a Range of Performances for the Reference Asset?

The following table illustrates the hypothetical total return at maturity on the Notes. The “total return” as used in this free writing prospectus is the number, expressed as a percentage, that results from comparing the Payment at Maturity per \$1,000 Principal Amount to \$1,000. The hypothetical total returns set forth below reflect the Knock-Out Buffer Amount of 20%, the Contingent Minimum Return of 24% and the Basket Starting Level of 100. The hypothetical total returns set forth below are for illustrative purposes only and may not be the actual total returns applicable to a purchaser of the Notes. The numbers appearing in the following table and examples have been rounded for ease of analysis.

Hypothetical Basket Ending Level	Hypothetical Basket Return	Hypothetical Total Return
200.00	100.00%	100.00%
180.00	80.00%	80.00%
170.00	70.00%	70.00%
150.00	50.00%	50.00%
140.00	40.00%	40.00%
130.00	30.00%	30.00%
124.00	24.00%	24.00%
120.00	20.00%	24.00%
110.00	10.00%	24.00%
105.00	5.00%	24.00%
100.00	0.00%	24.00%
95.00	-5.00%	24.00%
90.00	-10.00%	24.00%
85.00	-15.00%	24.00%
80.00	-20.00%	24.00%
70.00	-30.00%	-30.00%
60.00	-40.00%	-40.00%
50.00	-50.00%	-50.00%
40.00	-60.00%	-60.00%
20.00	-80.00%	-80.00%
0.00	-100.00%	-100.00%

Hypothetical Examples of Amounts Payable at Maturity

The following examples illustrate how certain of the total returns set forth in the table above are calculated.

Example 1: A Knock-Out Event has not occurred, and the level of the Reference Asset decreases from the Basket Starting Level of 100.00 to a hypothetical Basket Ending Level of 90.00. Because a Knock-Out Event has not occurred and the Basket Return of -10.00% is less than the Contingent Minimum Return of 24.00%, the investor benefits from the Contingent Minimum Return and receives a Payment at Maturity of \$1,240.00 per \$1,000 Principal Amount.

Example 2: A Knock-Out Event has not occurred, and the level of the Reference Asset increases from the Basket Starting Level of 100.00 to a hypothetical Basket Ending Level of 140.00. Because a Knock-Out Event has not occurred and the Basket Return of 40.00% is greater than the Contingent Minimum Return of 24.00%, the investor receives a Payment at Maturity of \$1,400.00 per \$1,000 Principal Amount, calculated as follows:

$$\$1,000 + (\$1,000 \times 40.00\%) = \$1,400.00$$

Example 3: A Knock-Out Event has occurred, and the level of the Reference Asset decreases from the Basket Starting Level of 100.00 to a hypothetical Basket Ending Level of 60.00. Because a Knock-Out Event has occurred and the Basket Return is -40.00%, the investor is exposed to the negative performance of the Reference Asset and receives a Payment at Maturity of \$600.00 per \$1,000 Principal Amount, calculated as follows:

$$\$1,000 + (\$1,000 \times -40.00\%) = \$600.00$$

Information Relating to the Basket Components

General

This free writing prospectus is not an offer to sell and it is not an offer to buy interests in any Basket Component or any securities comprising a Basket Component. All disclosures contained in this free writing prospectus regarding the Basket Components are derived from publicly available information. Neither HSBC nor any of its affiliates has made any independent investigation as to the information about the Basket Components that is contained in this free writing prospectus. You should make your own investigation into each Basket Component.

The S&P 500® Index

The SPX is a capitalization-weighted index of 500 U.S. stocks. It is designed to measure performance of the broad domestic economy through changes in the aggregate market value of 500 stocks representing all major industries.

The top 5 industry groups by market capitalization as of June, 2014 were: Information Technology, Financials, Health Care, Consumer Discretionary, and Industrials.

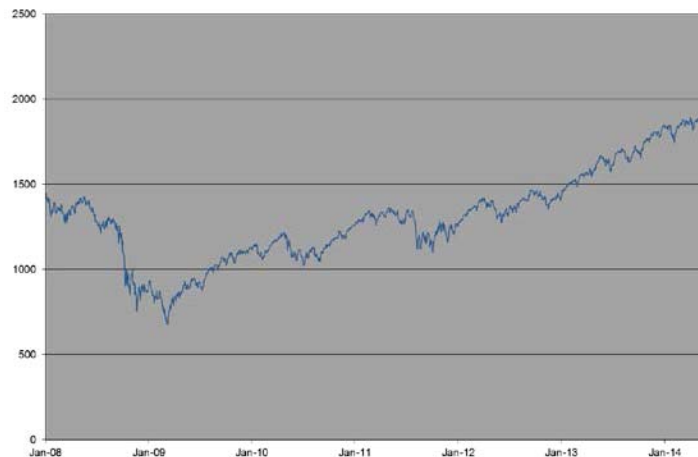
In September 2012, S&P Dow Jones Indices LLC updated its index methodology so that, subject to several exceptions, shareholdings by specified types of insiders that represent more than 5% of the outstanding shares of a security are removed from the float for purposes of calculating the SPX.

For more information about the SPX, see “The S&P 500® Index” beginning on page S-6 of the accompanying Equity Index Underlying Supplement.

Historical Performance of the SPX

The following graph sets forth the historical performance of the SPX based on the daily historical closing levels from January 1, 2008 through June 3, 2014. The closing level for the SPX on June 3, 2014 was 1,924.24. We obtained the closing levels below from the Bloomberg Professional® service. We have not independently verified the accuracy or completeness of the information obtained from the Bloomberg Professional® service.

The historical levels of the SPX should not be taken as an indication of future performance, and no assurance can be given as to the Official Closing Value on the Final Valuation Date. We cannot give you assurance that the performance of the SPX will result in the return of any of your initial investment.



License Agreement

Standard & Poor's® and S&P® are registered trademarks of Standard & Poor's Financial Services LLC (“S&P”); Dow Jones® is a registered trademark of Dow Jones Trademark Holdings LLC (“Dow Jones”); and these trademarks have been licensed for use by S&P Dow Jones Indices LLC. “Standard & Poor's®,” “S&P 500®,” and “S&P®” are trademarks of S&P and have been licensed for use by S&P Dow Jones Indices LLC and its affiliates and sublicensed for certain purposes by HSBC. The S&P 500® Index (the “Index”) is a product of S&P Dow Jones Indices LLC, and has been licensed for use by HSBC.

The Notes are not sponsored, endorsed, sold or promoted by S&P Dow Jones Indices LLC, Dow Jones, S&P or any of their respective affiliates (collectively, “S&P Dow Jones Indices”). S&P Dow Jones Indices makes no representation or warranty, express or implied, to the holders of the Notes or any member of the public regarding the advisability of investing in securities generally or in the Notes particularly or the ability of the Index to track general market performance. S&P Dow Jones Indices' only relationship to HSBC with respect to the Index is the licensing of the Index and certain trademarks, service marks and/or trade names of S&P Dow Jones Indices. The Index is determined, composed and calculated by S&P Dow Jones Indices without regard to HSBC or the Notes. S&P Dow Jones Indices has no obligation to take the needs of HSBC or the holders of the Notes into consideration in determining, composing or calculating the Index. S&P Dow Jones Indices is not responsible for

and has not participated in the determination of the prices, and amount of the securities or the timing of the issuance or sale of the Notes or in the determination or calculation of the equation by which the Notes are to be converted into cash. S&P Dow Jones Indices has no obligation or liability in connection with the administration, marketing or trading of the Notes. There is no assurance that investment products based on the Index will accurately track index performance or provide positive investment returns. S&P Dow Jones Indices LLC is not an investment advisor. Inclusion of a security within the Index is not a recommendation by S&P Dow Jones Indices to buy, sell, or hold such security, nor is it considered to be investment advice. Notwithstanding the foregoing, CME Group Inc. and its affiliates may independently issue and/or sponsor financial products unrelated to the Notes currently being issued by HSBC, but which may be similar to and competitive with the Notes. In addition, CME Group Inc. and its affiliates may trade financial products which are linked to the performance of the Index. It is possible that this trading activity will affect the value of the Index and the Notes.

S&P DOW JONES INDICES DOES NOT GUARANTEE THE ADEQUACY, ACCURACY, TIMELINESS AND/OR THE COMPLETENESS OF THE INDEX OR ANY DATA RELATED THERETO OR ANY COMMUNICATION, INCLUDING BUT NOT LIMITED TO, ORAL OR WRITTEN COMMUNICATION (INCLUDING ELECTRONIC COMMUNICATIONS) WITH RESPECT THERETO. S&P DOW JONES INDICES SHALL NOT BE SUBJECT TO ANY DAMAGES OR LIABILITY FOR ANY ERRORS, OMISSIONS, OR DELAYS THEREIN. S&P DOW JONES INDICES MAKES NO EXPRESS OR IMPLIED WARRANTIES, AND EXPRESSLY DISCLAIMS ALL WARRANTIES, OF MERCHANTABILITY OR FITNESS FOR A PARTICULAR PURPOSE OR USE OR AS TO RESULTS TO BE OBTAINED BY HSBC, HOLDERS OF THE NOTES, OR ANY OTHER PERSON OR ENTITY FROM THE USE OF THE INDEX OR WITH RESPECT TO ANY DATA RELATED THERETO. WITHOUT LIMITING ANY OF THE FOREGOING, IN NO EVENT WHATSOEVER SHALL S&P DOW JONES INDICES BE LIABLE FOR ANY INDIRECT, SPECIAL, INCIDENTAL, PUNITIVE, OR CONSEQUENTIAL DAMAGES INCLUDING, BUT NOT LIMITED TO, LOSS OF PROFITS, TRADING LOSSES, LOST TIME OR GOODWILL, EVEN IF THEY HAVE BEEN ADVISED OF THE POSSIBILITY OF SUCH DAMAGES, WHETHER IN CONTRACT, TORT, STRICT LIABILITY, OR OTHERWISE. THERE ARE NO THIRD PARTY BENEFICIARIES OF ANY AGREEMENTS OR ARRANGEMENTS BETWEEN S&P DOW JONES INDICES AND HSBC, OTHER THAN THE LICENSORS OF S&P DOW JONES INDICES.

The EURO STOXX 50[®] Index

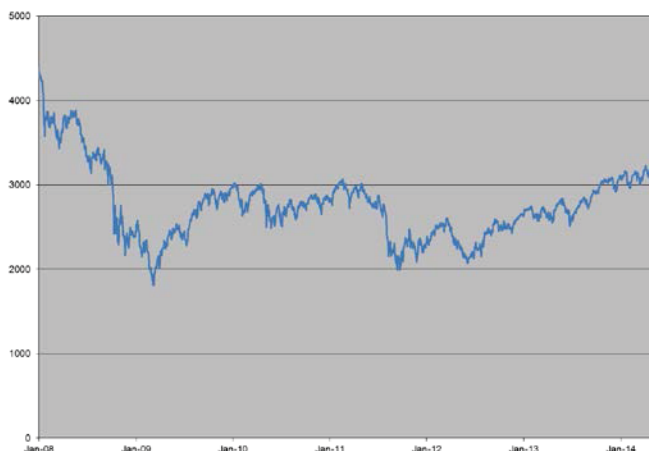
The SX5E is composed of 50 stocks from the Eurozone (Austria, Belgium, Finland, France, Germany, Greece, Ireland, Italy, Luxembourg, the Netherlands, Portugal and Spain) portion of the STOXX Europe 600 Supersector indices. The STOXX Europe 600 Supersector indices contain the 600 largest stocks traded on the major exchanges of 18 European countries and are organized into the following 19 Supersectors: automobiles & parts; banks; basic resources; chemicals; construction & materials; financial services; food & beverage; health care; industrial goods & services; insurance; media; oil & gas; personal & household goods; real estate; retail; technology; telecommunications; travel & leisure and utilities.

For more information about the SX5E, see “The EURO STOXX 50[®] Index” beginning on page S-40 of the accompanying Equity Index Underlying Supplement.

Historical Performance of the SX5E

The following graph sets forth the historical performance of the SX5E based on the daily historical closing levels from January 1, 2008 through June 3, 2014. The closing level for the SX5E on June 3, 2014 was 3,241.04. We obtained the closing levels below from the Bloomberg Professional[®] service. We have not independently verified the accuracy or completeness of the information obtained from the Bloomberg Professional[®] service.

The historical levels of the SX5E should not be taken as an indication of future performance, and no assurance can be given as to the Official Closing Value on the Final Valuation Date. We cannot give you assurance that the performance of the SX5E will result in the return of any of your initial investment.



The Russell 2000[®] Index

The RTY is designed to track the performance of the small capitalization segment of the United States equity market. All 2,000 stocks are traded on the New York Stock Exchange or NASDAQ, and the RTY consists of the smallest 2,000 companies included in the Russell 3000[®] Index. The Russell 3000[®] Index is composed of the 3,000 largest United States companies as determined by market capitalization and represents approximately 98% of the United States equity market.

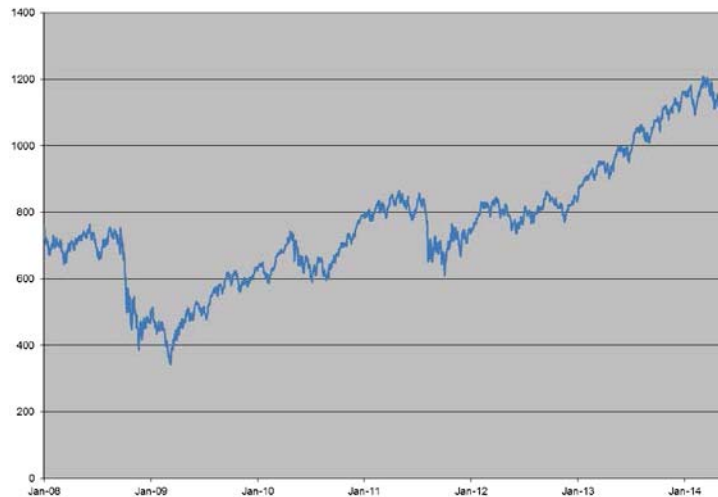
The top five industry groups by market capitalization as of April 30, 2014 were: Financial Services, Producer Durables, Technology, Consumer Discretionary and Health Care.

For more information about the RTY, see “The Russell 500[®] Index” beginning on page S-21 of the accompanying Equity Index Underlying Supplement.

Historical Performance of the RTY

The following graph sets forth the historical performance of the RTY based on the daily historical closing levels from January 1, 2008 through June 3, 2014. The closing level for the RTY on June 3, 2014 was 1,126.15. We obtained the closing levels below from the Bloomberg Professional[®] service. We have not independently verified the accuracy or completeness of the information obtained from the Bloomberg Professional[®] service.

The historical levels of the RTY should not be taken as an indication of future performance, and no assurance can be given as to the Official Closing Value on the Final Valuation Date. We cannot give you assurance that the performance of the RTY will result in the return of any of your initial investment.



The iShares[®] MSCI Emerging Markets ETF

The EEM seeks investment results that correspond generally to the price and yield performance, before fees and expenses, of the MSCI Emerging Markets Index. The MSCI Emerging Markets Index is intended to measure the performance of equity markets in the global emerging markets. As of March 31, 2014, the MSCI Emerging Markets Index consisted of the following 21 component country indices: Brazil, Chile, China, Colombia, Czech Republic, Egypt, Greece, Hungary, India, Indonesia, Korea, Malaysia, Mexico, Peru, Philippines, Poland, Russia, South Africa, Taiwan, Thailand, and Turkey.

For more information about the EEM, see “The iShares[®] MSCI Emerging Markets Index Fund” beginning on page S-21 of the accompanying ETF Underlying Supplement.

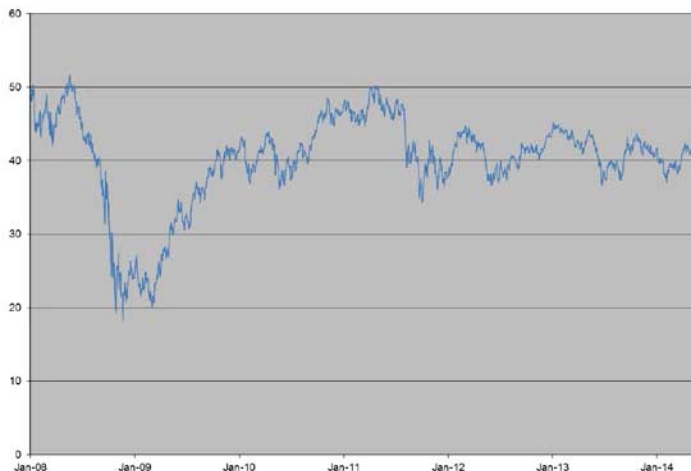
Historical Performance of the EEM

The following table sets forth (to the extent available) the quarterly high and low intraday prices, as well as end-of-quarter closing prices on the relevant exchange, of the Basket Component for each quarter in the period from January 1, 2008 through June 3, 2014. We obtained the data in these tables from the Bloomberg Professional[®] service, without independent verification by us. **Historical prices of the Basket Component should not be taken as an indication of its future performance.**

QUARTER ENDING	QUARTER HIGH	QUARTER LOW	QUARTER CLOSE
March 31, 2008	\$50.75	\$40.68	\$44.79
June 30, 2008	\$52.48	\$44.43	\$45.19
September 30, 2008	\$44.76	\$30.88	\$34.53
December 31, 2008	\$34.29	\$18.22	\$24.97
March 31, 2009	\$27.28	\$19.87	\$24.81
June 30, 2009	\$34.88	\$24.72	\$32.23
September 30, 2009	\$39.51	\$30.25	\$38.91
December 31, 2009	\$42.52	\$37.30	\$41.50
March 31, 2010	\$43.47	\$35.01	\$42.12
June 30, 2010	\$44.02	\$35.21	\$37.32
September 30, 2010	\$44.99	\$36.76	\$44.77
December 31, 2010	\$48.62	\$44.51	\$47.62
March 31, 2011	\$48.75	\$44.25	\$48.69
June 30, 2011	\$50.43	\$44.77	\$47.60
September 30, 2011	\$48.63	\$34.71	\$35.07
December 30, 2011	\$43.21	\$33.43	\$37.94
March 31, 2012	\$44.91	\$38.21	\$42.94
June 30, 2012	\$43.75	\$36.58	\$39.19
September 30, 2012	\$42.83	\$37.15	\$41.32
December 30, 2012	\$44.42	\$39.93	\$44.35
March 31, 2013	\$45.28	\$41.72	\$42.78
June 30, 2013	\$44.26	\$36.16	\$38.57
September 30, 2013	\$43.32	\$36.98	\$40.77
December 30, 2013	\$43.91	\$40.15	\$41.77
March 31, 2014	\$41.25	\$37.06	\$40.99
June 3, 2014*	\$43.29	\$40.55	\$42.92

* This free writing prospectus includes, for the second calendar quarter of 2014, data for the period from April 1, 2014 through June 3, 2014. Accordingly, the “Quarterly High,” “Quarterly Low” and “Quarterly Close” data indicated are for this shortened period only and do not reflect complete data for the second calendar quarter of 2014.

The graph below illustrates the performance of EEM's common stock from January 1, 2008 through June 3, 2014, based on information from the Bloomberg Professional[®] service. The market price of the Basket Component on June 3, 2014 was \$42.92. **Past performance of the Basket Component is not indicative of its future performance.**



Additional Terms of the Notes

Business Day

A “business day” means any day, other than a Saturday or Sunday, that is neither a legal holiday nor a day on which banking institutions are authorized or required by law or regulation to close in the City of New York.

Payment When Offices or Settlement Systems Are Closed

If any payment is due on the Notes on a day that would otherwise be a “business day” but is a day on which the office of a paying agent or a settlement system is closed, we will make the payment on the next business day when that paying agent or system is open. Any such payment will be deemed to have been made on the original due date, and no additional payment will be made on account of the delay.

Events of Default and Acceleration

If the Notes have become immediately due and payable following an Event of Default (as defined in the accompanying prospectus) with respect to the Notes, the Calculation Agent will determine the accelerated Payment at Maturity due and payable in the same general manner as described in “Key Terms” in this free writing prospectus. In that case, the business day preceding the date of acceleration will be used as the Final Valuation Date for purposes of determining the accelerated Basket Return (including the Basket Ending Level). The accelerated Maturity Date will be the third business day following the postponed accelerated Final Valuation Date.

If the Notes have become immediately due and payable following an event of default, you will not be entitled to any additional payments with respect to the Notes. For more information, see “Description of Debt Securities — Senior Debt Securities — Events of Default” in the accompanying prospectus.

Supplemental Plan of Distribution (Conflicts of Interest)

Pursuant to the terms of a distribution agreement, HSBC Securities (USA) Inc., an affiliate of HSBC, will purchase the Notes from HSBC for distribution to J.P. Morgan Securities LLC and certain of its registered broker-dealer affiliates, acting as placement agent, at the price indicated on the cover of the pricing supplement, the document that will be filed pursuant to Rule 424(b)(2) containing the final pricing terms of the Notes. The placement agents for the Notes will receive a fee that will not exceed \$30 per \$1,000 Principal Amount. Certain fiduciary accounts purchasing the Notes will pay a purchase price of \$970 per Note, and the placement agents with respect to sales made to such accounts will forgo any fees.

In addition, HSBC Securities (USA) Inc. or another of its affiliates or agents may use the pricing supplement to which this free writing prospectus relates in market-making transactions after the initial sale of the Notes. However, it is under no obligation to make a market in the Notes and may discontinue any market-making activities at any time without notice.

See “Supplemental Plan of Distribution (Conflicts of Interest)” on page S-49 in the prospectus supplement.