

Filed Pursuant to Rule 433  
 Registration No. 333-180289  
 November 27, 2012  
**FREE WRITING PROSPECTUS**  
 (To Prospectus dated March 22, 2012,  
 Prospectus Supplement dated March 22, 2012,  
 Equity Index Underlying Supplement dated March 22, 2012 and  
 ETF Underlying Supplement dated March 22, 2012)

## HSBC USA Inc. Leveraged Buffered Uncapped Market Participation Securities

- ▶ Leveraged Buffered Uncapped Market Participation Securities linked to a reference asset consisting of the S&P 500<sup>®</sup> Index (80%) and the iShares<sup>®</sup> MSCI EAFE Index Fund (20%)
- ▶ Maturity of six years
- ▶ 1.41x uncapped exposure to any positive return in the reference asset
- ▶ Protection from the first 20% of any losses in the reference asset
- ▶ All payments on the securities are subject to the credit risk of HSBC USA Inc.

The Leveraged Buffered Uncapped Market Participation Securities (each a “security” and collectively the “securities”) offered hereunder will not be listed on any U.S. securities exchange or automated quotation system. The securities will not bear interest.

Neither the U.S. Securities and Exchange Commission (the “SEC”) nor any state securities commission has approved or disapproved of the securities or passed upon the accuracy or the adequacy of this document, the accompanying prospectus, prospectus supplement, Equity Index Underlying Supplement or ETF Underlying Supplement. Any representation to the contrary is a criminal offense.

We have appointed HSBC Securities (USA) Inc., an affiliate of ours, as the agent for the sale of the securities. HSBC Securities (USA) Inc. will purchase the securities from us for distribution to other registered broker-dealers or will offer the securities directly to investors. In addition, HSBC Securities (USA) Inc. or another of its affiliates or agents may use the pricing supplement to which this free writing prospectus relates in market-making transactions in any securities after their initial sale. Unless we or our agent informs you otherwise in the confirmation of sale, the pricing supplement to which this free writing prospectus relates is being used in a market-making transaction. See “Supplemental Plan of Distribution (Conflicts of Interest)” on page FWP-14 of this free writing prospectus.

**Investment in the securities involves certain risks. You should refer to “Risk Factors” beginning on page FWP-8 of this document, page S-3 of the accompanying prospectus supplement, page S-1 of the accompanying Equity Index Underlying Supplement and page S-2 of the accompanying ETF Underlying Supplement.**

|              | Price to Public | Underwriting Discount <sup>1</sup> | Proceeds to Issuer |
|--------------|-----------------|------------------------------------|--------------------|
| Per security | \$1,000         |                                    |                    |
| Total        |                 |                                    |                    |

<sup>1</sup> HSBC USA Inc. or one of our affiliates may pay varying underwriting discounts of up to 3.50% per \$1,000 Principal Amount of the securities in connection with the distribution of the securities to other registered broker-dealers. See “Supplemental Plan of Distribution (Conflicts of Interest)” on page FWP-14 of this free writing prospectus.

**The securities:**

|                      |                         |                |
|----------------------|-------------------------|----------------|
| Are Not FDIC Insured | Are Not Bank Guaranteed | May Lose Value |
|----------------------|-------------------------|----------------|

HSBC USA Inc.

# Leveraged Buffered Uncapped Market Participation Securities Linked to a Basket of the S&P 500® Index and the iShares® MSCI EAFE Index Fund

## Indicative Terms\*

|   |  |
|---|--|
| <b>Principal Amount</b>                 | \$1,000 per security   |
| <b>Term</b>                             | Six years  |
| <b>Reference Asset</b>                  | An unequally weighted Basket consisting of the S&P 500® Index ("SPX") (80%) and the iShares® MSCI EAFE Index Fund ("EFA") (20%) (each an "Underlying" and together the "Underlyings")  |
| <b>Upside Participation Rate</b>        | 141% (1.41x) exposure to any positive Reference Return   |
| <b>Buffer Level</b>                     | -20%   |
| <b>Payment at Maturity per Security</b> | <p><b>If the Reference Return is greater than zero:</b><br/> <math>\\$1,000 + (\\$1,000 \times \text{Reference Return} \times \text{Upside Participation Rate})</math>.</p> <p><b>If the Reference Return is less than or equal to zero but greater than or equal to the Buffer Level:</b><br/> <math>\\$1,000</math> (zero return).</p> <p><b>If the Reference Return is less than the Buffer Level:</b><br/> <math>\\$1,000 + [\\$1,000 \times (\text{Reference Return} + 20\%)]</math>.<br/>                     For example, if the Reference Return is -30%, you will suffer a 10% loss and receive 90% of the Principal Amount, subject to the credit risk of HSBC. If the Reference Return is less than the Buffer Level, you will lose up to 80% of your investment.</p> |
| <b>Reference Return</b>                 | $\frac{\text{Final Value} - \text{Initial Value}}{\text{Initial Value}}$   |
| <b>Initial Value</b>                    | See page FWP-4   |
| <b>Final Value</b>                      | See page FWP-4   |
| <b>Pricing Date</b>                     | November 27, 2012  |
| <b>Trade Date</b>                       | November 27, 2012  |
| <b>Settlement Date</b>                  | November 30, 2012  |
| <b>Final Valuation Date†</b>            | November 27, 2018  |
| <b>Maturity Date†</b>                   | November 30, 2018  |
| <b>CUSIP</b>                            | 40432X4K4  |

\* As more fully described on page FWP-4.

†Subject to adjustment as described under "Additional Terms of the Notes" in the accompanying Equity Index Underlying Supplement and ETF Underlying Supplement.

## The Securities

The securities are designed for investors who believe the Reference Asset will appreciate over the term of the securities. If the Reference Return is below the Buffer Level, then the securities provide 1:1 exposure to any potential decline in the Reference Asset beyond -20%.

If the Reference Asset appreciates over the term of the securities, you will realize a return equal to 141% (1.41x) of the Reference Asset appreciation. Should the Reference Asset decline, you will lose 1% of your investment for every 1% decline in the Reference Asset beyond the Buffer Level.

The offering period for the securities is through **November 27, 2012**



## Payoff Example

The table at right shows the hypothetical payout profile of an investment in the securities reflecting the 141% (1.41x) Upside Participation Rate and the Buffer Level of -20%.

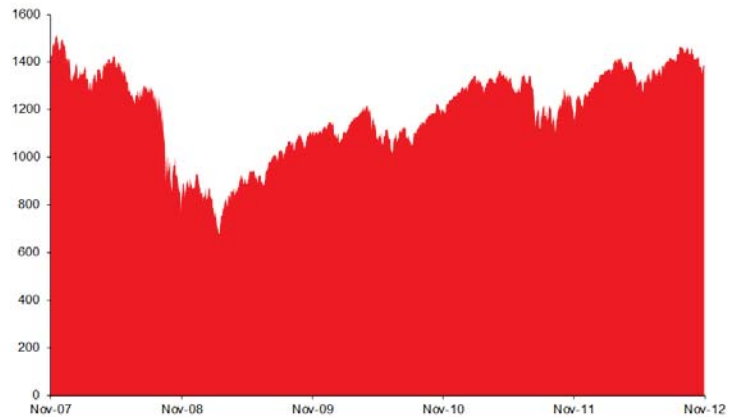
| Reference Return | Participation in Reference Return | Securities Return |
|------------------|-----------------------------------|-------------------|
| 20%<br>5%        | 1.41x upside exposure             | 28.20%<br>7.05%   |
| -5%<br>-20%      | Buffer of -20%                    | 0%<br>0%          |
| -30%<br>-45%     | 1x Loss Beyond Buffer             | -10%<br>-25%      |

## Information about the Reference Asset

### S&P 500® Index

The SPX is a capitalization-weighted index of 500 U.S. stocks. It is designed to measure performance of the broad domestic economy through changes in the aggregate market value of 500 stocks representing all major industries.

The top 5 industry groups by market capitalization as of November 23, 2012 were: Information Technology, Financials, Health Care, Energy and Consumer Discretionary.



### iShares® MSCI EAFE Index Fund

The EFA seeks investment results that correspond generally to the price and yield performance, before fees and expenses, of publicly traded securities in the European, Australasian, and Far Eastern markets, as measured by the MSCI EAFE® Index, which is the underlying index of the EFA. As of November 23, 2012, the MSCI EAFE Index consisted of the following 22 component country indices: Australia, Austria, Belgium, Denmark, Finland, France, Germany, Greece, Hong Kong, Ireland, Israel, Italy, Japan, Netherlands, New Zealand, Norway, Portugal, Singapore, Spain, Sweden, Switzerland, and the United Kingdom.



The graphs above illustrate the daily five year performance of each Underlying through November 21, 2012. The closing levels or prices in the graphs above were obtained from the Bloomberg Professional® Service. Past performance is not necessarily an indication of future results. For further information on the Underlyings, please see "Information Relating to the Reference Asset" beginning on page FWP-12, "The S&P 500® Index" beginning on page S-6 of the accompanying Equity Index Underlying Supplement and "The iShares® MSCI EAFE Index Fund" beginning on page S-24 of the accompanying ETF Underlying Supplement. We have derived all disclosure regarding the Underlyings from publicly available information. Neither HSBC USA Inc. nor any of its affiliates have undertaken any independent review of, or made any due diligence inquiry with respect to, the publicly available information about the Underlyings.

HSBC USA Inc.  
Leveraged Buffered Uncapped Market Participation Securities



Linked to a Basket of the S&P 500<sup>®</sup> Index and the iShares<sup>®</sup> MSCI EAFE Index Fund

This free writing prospectus relates to a single offering of Leveraged Buffered Uncapped Market Participation Securities. The securities will have the terms described in this free writing prospectus and the accompanying prospectus, prospectus supplement, Equity Index Underlying Supplement and ETF Underlying Supplement. If the terms of the securities offered hereby are inconsistent with those described in the accompanying prospectus, prospectus supplement, Equity Index Underlying Supplement or ETF Underlying Supplement, the terms described in this free writing prospectus shall control. **You should be willing to forgo interest and dividend payments during the term of the securities and, if the Reference Return is less than the Buffer Level, lose up to 80% of your principal.**

This free writing prospectus relates to an offering of securities linked to the performance of the S&P 500<sup>®</sup> Index and the iShares<sup>®</sup> MSCI EAFE Index Fund (together, the “Reference Asset”). The purchaser of a security will acquire a senior unsecured debt security of HSBC USA Inc. linked to the Reference Asset as described below. The following key terms relate to the offering of securities:

|                            |  |
|----------------------------|--|
| Issuer:                    | HSBC USA Inc.  |
| Principal Amount:          | \$1,000 per security   |
| Reference Asset:           | An unequally weighted Basket consisting of the S&P 500 <sup>®</sup> Index (Ticker: SPX) (the “index” or the “SPX”) (80%) and the iShares <sup>®</sup> MSCI EAFE Index Fund (Ticker: EFA) (the “index fund” or the “EFA”) (20%) (each an “Underlying” and together the “Underlyings”)   |
| Trade Date:                | November 27, 2012  |
| Pricing Date:              | November 27, 2012  |
| Original Issue Date:       | November 30, 2012  |
| Final Valuation Date:      | November 27, 2018, subject to adjustment as described under “Additional Terms of the Notes—Valuation Dates” in the accompanying Equity Index Underlying Supplement and ETF Underlying Supplement.  |
| Maturity Date:             | 3 business days after the Final Valuation Date, expected to be November 30, 2018. The Maturity Date is subject to adjustment as described under “Additional Terms of the Notes—Coupon Payment Dates, Call Payment Dates and Maturity Date” in the accompanying Equity Index Underlying Supplement and ETF Underlying Supplement.   |
| Upside Participation Rate: | 141% (1.41x)   |
| Payment at Maturity:       | On the Maturity Date, for each security, we will pay you the Final Settlement Value.   |
| Final Settlement Value:    | <b>If the Reference Return is greater than zero</b> , you will receive a cash payment on the Maturity Date, per \$1,000 Principal Amount of securities, calculated as follows:<br>$\$1,000 + (\$1,000 \times \text{Reference Return} \times \text{Upside Participation Rate})$ .<br><b>If the Reference Return is less than or equal to zero but greater than or equal to the Buffer Level</b> , you will receive \$1,000 per \$1,000 Principal Amount of securities (zero return).<br><b>If the Reference Return is less than the Buffer Level</b> , you will receive a cash payment on the Maturity Date, per \$1,000 Principal Amount of securities, calculated as follows:<br>$\$1,000 + [\$1,000 \times (\text{Reference Return} + 20\%)]$ .<br>Under these circumstances, you will lose 1% of the Principal Amount of your securities for each percentage point that the Reference Return is below the Buffer Level. For example, if the Reference Return is -30%, you will suffer a 10% loss and receive 90% of the Principal Amount, subject to the credit risk of HSBC. <b>If the Reference Return is less than the Buffer Level, you will lose up to 80% of your investment.</b> |
| Buffer Level:              | -20%   |
| Initial Value:             | Set to 100 on the Pricing Date.  |
| Final Value:               | $100 \times (1 + \text{Reference Return})$   |
| Reference Return:          | The Reference Return will equal the sum of the following products: each Underlying Return multiplied by its respective Component Weight.   |
| Component Weights:         | 80% for the SPX and 20% for the EFA.   |
| Underlying Return:         | For each Underlying, the Underlying Return refers to the return for that Underlying, which reflects the performance of such Underlying, expressed as the percentage change from the Initial Component Value of that Underlying to the Final Component Value of that Underlying, as follows:  |

$$\frac{\text{Final Component Value} - \text{Initial Component Value}}{\text{Initial Component Value}}$$

$$\text{Initial Component Value}$$

**Initial Component Value:** The Official Closing Value of an Underlying on the Pricing Date.

**Final Component Value** The Official Closing Value of an Underlying on the Final Valuation Date.

**Official Closing Value:** With respect to each Underlying, the Official Closing Value on any trading day for such Underlying will be the closing level or closing price, as applicable, of the Underlying as determined by the calculation agent as described under “Payment at Maturity — Official Closing Value” beginning on page FWP-6.

**Form of Securities:** Book-Entry

**Listing:** The securities will not be listed on any U.S. securities exchange or quotation system.

**CUSIP/ISIN:** 40432X4K4/US40432X4K44

*The Trade Date, the Pricing Date and the other dates set forth above are subject to change, and will be set forth in the final pricing supplement relating to the securities.*

## GENERAL

This free writing prospectus relates to an offering of securities linked to the Reference Asset. The purchaser of a security will acquire a senior unsecured debt security of HSBC USA Inc. We reserve the right to withdraw, cancel or modify this offering and to reject orders in whole or in part. Although the offering of securities relates to the Reference Asset, you should not construe that fact as a recommendation as to the merits of acquiring an investment linked to the Reference Asset or any component security included in the Reference Asset or as to the suitability of an investment in the securities.

You should read this document together with the prospectus dated March 22, 2012, the prospectus supplement dated March 22, 2012, the Equity Index Underlying Supplement dated March 22, 2012 and the ETF Underlying Supplement dated March 22, 2012. If the terms of the securities offered hereby are inconsistent with those described in the accompanying prospectus supplement, prospectus, Equity Index Underlying Supplement or ETF Underlying Supplement, the terms described in this free writing prospectus shall control. You should carefully consider, among other things, the matters set forth in "Risk Factors" beginning on page FWP-8 of this free writing prospectus, page S-3 of the prospectus supplement, page S-1 of the Equity Index Underlying Supplement and page S-2 of the ETF Underlying Supplement, as the securities involve risks not associated with conventional debt securities. We urge you to consult your investment, legal, tax, accounting and other advisors before you invest in the securities. As used herein, references to the "Issuer", "HSBC", "we", "us" and "our" are to HSBC USA Inc.

HSBC has filed a registration statement (including a prospectus, prospectus supplement, Equity Index Underlying Supplement and ETF Underlying Supplement) with the SEC for the offering to which this free writing prospectus relates. Before you invest, you should read the prospectus, prospectus supplement, Equity Index Underlying Supplement and ETF Underlying Supplement in that registration statement and other documents HSBC has filed with the SEC for more complete information about HSBC and this offering. You may get these documents for free by visiting EDGAR on the SEC's web site at [www.sec.gov](http://www.sec.gov). Alternatively, HSBC Securities (USA) Inc. or any dealer participating in this offering will arrange to send you the prospectus, prospectus supplement, Equity Index Underlying Supplement and ETF Underlying Supplement if you request them by calling toll-free 1-866-811-8049.

You may also obtain:

- ▶ The Equity Index Underlying Supplement at: [http://www.sec.gov/Archives/edgar/data/83246/000114420412016693/v306691\\_424b2.htm](http://www.sec.gov/Archives/edgar/data/83246/000114420412016693/v306691_424b2.htm)
- ▶ The ETF Underlying Supplement at: [http://www.sec.gov/Archives/edgar/data/83246/000114420412016689/v306692\\_424b2.htm](http://www.sec.gov/Archives/edgar/data/83246/000114420412016689/v306692_424b2.htm)
- ▶ The prospectus supplement at: <http://www.sec.gov/Archives/edgar/data/83246/000104746912003151/a2208335z424b2.htm>
- ▶ The prospectus at: <http://www.sec.gov/Archives/edgar/data/83246/000104746912003148/a2208395z424b2.htm>

We are using this free writing prospectus to solicit from you an offer to purchase the securities. You may revoke your offer to purchase the securities at any time prior to the time at which we accept your offer by notifying HSBC Securities (USA) Inc. We reserve the right to change the terms of, or reject any offer to purchase, the securities prior to their issuance. In the event of any material changes to the terms of the securities, we will notify you.

## PAYMENT AT MATURITY

On the Maturity Date, for each security you hold, we will pay you the Final Settlement Value, which is an amount in cash, as described below:

**If the Reference Return is greater than zero**, you will receive a cash payment on the Maturity Date, per \$1,000 Principal Amount of securities, calculated as follows:

$$\$1,000 + (\$1,000 \times \text{Reference Return} \times \text{Upside Participation Rate}).$$

**If the Reference Return is less than or equal to zero but greater than or equal to the Buffer Level**, you will receive \$1,000 per \$1,000 Principal Amount of securities (zero return).

**If the Reference Return is less than the Buffer Level**, you will receive a cash payment on the Maturity Date, per \$1,000 Principal Amount of securities, calculated as follows:

$$\$1,000 + [\$1,000 \times (\text{Reference Return} + 20\%)].$$

Under these circumstances, you will lose 1% of the Principal Amount of your securities for each percentage point that the Reference Return is below the Buffer Level. For example, if the Reference Return is -30%, you will suffer a 10% loss and receive 90% of the Principal Amount, subject to the credit risk of HSBC. **You should be aware that if the Reference Return is less than the Buffer Level, you will lose up to 80% of your investment.**

### Interest

The securities will not pay interest.

### Official Closing Value

With respect to each Underlying, the Official Closing Value on any trading day will be determined by the calculation agent based upon the closing level of such index or closing price of such index fund, as applicable, displayed on the following pages on the Bloomberg Professional<sup>®</sup> service: for the index, page "SPX <INDEX>"; and for the index fund, page "EFA UP <EQUITY>", and with respect to the index fund, adjusted by the calculation agent as described under "Additional Terms of the Notes – Antidilution and Reorganization



Adjustments” in the accompanying ETF Underlying Supplement. With respect to any of the foregoing, if the value for the relevant Underlying is not so displayed on such page, the calculation agent may refer to the display on any successor page on the Bloomberg Professional<sup>®</sup> service or any successor service, as applicable.

#### **Calculation Agent**

We or one of our affiliates will act as calculation agent with respect to the securities.

#### **Reference Sponsor**

With respect to the index, Standard & Poor's Financial Services LLC is the reference sponsor. With respect to the index fund, BlackRock Investments, LLC is the reference sponsor.

### **INVESTOR SUITABILITY**

#### **The securities may be suitable for you if:**

- ▶ You seek an investment with an enhanced return linked to the potential positive performance of the Reference Asset and you believe the value of the Reference Asset will increase over the term of the securities.
- ▶ You are willing to make an investment that is exposed to the negative Reference Return on a 1-to-1 basis for each percentage point that the Reference Return is less than the Buffer Level of -20%.
- ▶ You are willing to forgo dividends or other distributions paid on the index fund or on the stocks comprising the index or held by the index fund.
- ▶ You are willing to accept the risk and return profile of the securities versus a conventional debt security with a comparable maturity issued by HSBC or another issuer with a similar credit rating.
- ▶ You do not seek current income from your investment.
- ▶ You do not seek an investment for which there is an active secondary market.
- ▶ You are willing to hold the securities to maturity.
- ▶ You are comfortable with the creditworthiness of HSBC, as Issuer of the securities.

#### **The securities may not be suitable for you if:**

- ▶ You believe the Reference Return will be negative or that the Reference Return will not be sufficiently positive to provide you with your desired return.
- ▶ You are unwilling to make an investment that is exposed to the negative Reference Return on a 1-to-1 basis for each percentage point that the Reference Return is below the Buffer Level of -20%.
- ▶ You seek an investment that provides full return of principal.
- ▶ You prefer the lower risk, and therefore accept the potentially lower returns, of conventional debt securities with comparable maturities issued by HSBC or another issuer with a similar credit rating.
- ▶ You prefer to receive the dividends or other distributions paid on the index fund or on the stocks comprising the index or held by the index fund.
- ▶ You seek current income from your investment.
- ▶ You seek an investment for which there will be an active secondary market.
- ▶ You are unable or unwilling to hold the securities to maturity.
- ▶ You are not willing or are unable to assume the credit risk associated with HSBC, as Issuer of the securities.

## RISK FACTORS

We urge you to read the section “Risk Factors” beginning on page S-3 of the accompanying prospectus supplement, page S-1 of the accompanying Equity Index Underlying Supplement and page S-2 of the accompanying ETF Underlying Supplement. Investing in the securities is not equivalent to investing directly in any of the stocks comprising or held by any Underlying. You should understand the risks of investing in the securities and should reach an investment decision only after careful consideration, with your advisors, of the suitability of the securities in light of your particular financial circumstances and the information set forth in this free writing prospectus and the accompanying Equity Index Underlying Supplement, ETF Underlying Supplement, prospectus supplement and prospectus.

In addition to the risks discussed below, you should review “Risk Factors” in the accompanying prospectus supplement, Equity Index Underlying Supplement and ETF Underlying Supplement including the explanation of risks relating to the securities described in the following sections:

- ▶ “— Risks Relating to All Note Issuances” in the prospectus supplement;
- ▶ “— General Risks Related to Indices” in the Equity Index Underlying Supplement;
- ▶ “— General Risks Related to Index Funds” in the ETF Underlying Supplement;
- ▶ “— Securities Prices Generally are Subject to Political, Economic, Financial, and Social Factors that Apply to the Markets in which they Trade and to a Lesser Extent, Foreign Markets” in the ETF Underlying Supplement;
- ▶ “— Risks Associated with Non-U.S. Companies” in the ETF Underlying Supplement;
- ▶ “— Time Differences Between the Domestic and Foreign Markets and New York City May Create Discrepancies in the Trading Level or Price of the Notes” in the ETF Underlying Supplement;
- ▶ “— The Notes are Subject to Currency Exchange Risk” in the ETF Underlying Supplement; and
- ▶ “—Even If Our or Our Affiliates’ Securities are Held by an Index Fund, We or Our Affiliates Will Not Have Any Obligation to Consider Your Interests” in the ETF Underlying Supplement.

You will be subject to significant risks not associated with conventional fixed-rate or floating-rate debt securities.

### **Your investment in the securities may result in a loss.**

You will be exposed to the decline in the Final Value from the Initial Value beyond the Buffer Level of -20%. Accordingly, if the Reference Return is less than -20%, your Payment at Maturity will be less than the Principal Amount of your securities. You will lose up to 80% of your investment at maturity if the Reference Return is less than the Buffer Level.

### **Credit risk of HSBC USA Inc.**

The securities are senior unsecured debt obligations of the Issuer, HSBC, and are not, either directly or indirectly, an obligation of any third party. As further described in the accompanying prospectus supplement and prospectus, the securities will rank on par with all of the other unsecured and unsubordinated debt obligations of HSBC, except such obligations as may be preferred by operation of law. Any payment to be made on the securities, including any return of principal at maturity, depends on the ability of HSBC to satisfy its obligations as they come due. As a result, the actual and perceived creditworthiness of HSBC may affect the market value of the securities and, in the event HSBC were to default on its obligations, you may not receive the amounts owed to you under the terms of the securities.

### **The securities will not bear interest.**

As a holder of the securities, you will not receive interest payments.

### **Change in the value of one Underlying may be offset by change in the value of the other Underlying.**

A change in the value of one Underlying as of the Final Valuation Date may not correlate with change in the value of the other Underlying. The value of one Underlying may increase, while the value of the other Underlying may not increase as much, or may even decrease. Therefore, in calculating the Final Value of the Reference Asset, increases in the value of one Underlying may be moderated, or wholly offset, by lesser increases or decreases in the value of the other Underlying. This effect is further amplified by the differing weights of the Underlyings. Changes in the level of the SPX, which is more heavily weighted in the Reference Asset, will have a larger impact than changes in the price of the EFA.

### **Changes that affect the Underlyings will affect the market value of the securities and the amount you will receive at maturity.**

The policies of the applicable reference sponsor concerning additions, deletions and substitutions of the constituents comprising the relevant Underlying and the manner in which the applicable reference sponsor takes account of certain changes affecting those constituents may affect the value of that Underlying. The policies of the applicable reference sponsor with respect to the calculation of the relevant Underlying could also affect the value of that Underlying. The applicable reference sponsor may discontinue or suspend calculation or dissemination of the relevant Underlying. Furthermore, the index sponsor of the index underlying the index fund may



suspend calculation or dissemination of the relevant index. Any such actions could affect the value of the securities and the return on the securities.

**The securities are not insured by any governmental agency of the United States or any other jurisdiction.**

The securities are not deposit liabilities or other obligations of a bank and are not insured by the Federal Deposit Insurance Corporation or any other governmental agency or program of the United States or any other jurisdiction. An investment in the securities is subject to the credit risk of HSBC, and in the event that HSBC is unable to pay its obligations as they become due, you may not receive the full Payment at Maturity of the securities.

**Certain built-in costs are likely to adversely affect the value of the securities prior to maturity.**

While the Payment at Maturity described in this free writing prospectus is based on the full Principal Amount of your securities, the original issue price of the securities includes the agent's commission and the estimated cost of HSBC hedging its obligations under the securities. As a result, the price, if any, at which HSBC Securities (USA) Inc. will be willing to purchase securities from you in secondary market transactions, if at all, will likely be lower than the original issue price, and any sale prior to the Maturity Date could result in a substantial loss to you. The securities are not designed to be short-term trading instruments. Accordingly, you should be able and willing to hold your securities to maturity.

**The securities lack liquidity.**

The securities will not be listed on any securities exchange. HSBC Securities (USA) Inc. is not required to offer to purchase the securities in the secondary market, if any exists. Even if there is a secondary market, it may not provide enough liquidity to allow you to trade or sell the securities easily. Because other dealers are not likely to make a secondary market for the securities, the price at which you may be able to trade your securities is likely to depend on the price, if any, at which HSBC Securities (USA) Inc. is willing to buy the securities.

**Potential conflicts.**

HSBC and its affiliates play a variety of roles in connection with the issuance of the securities, including acting as calculation agent and hedging our obligations under the securities. In performing these duties, the economic interests of the calculation agent and other affiliates of ours are potentially adverse to your interests as an investor in the securities. We will not have any obligation to consider your interests as a holder of the securities in taking any action that might affect the value of your securities.

**Uncertain tax treatment.**

For a discussion of the U.S. federal income tax consequences of your investment in a security, please see the discussion under "U.S. Federal Income Tax Considerations" herein and the discussion under "U.S. Federal Income Tax Considerations" in the accompanying prospectus supplement.

## ILLUSTRATIVE EXAMPLES

The following table and examples are provided for illustrative purposes only and are hypothetical. They do not purport to be representative of every possible scenario concerning increases or decreases in the value of the Reference Asset relative to its Initial Value. We cannot predict the Final Value of the Reference Asset. The assumptions we have made in connection with the illustrations set forth below may not reflect actual events. You should not take this illustration or these examples as an indication or assurance of the expected performance of the Reference Asset or the return on your securities. The Final Settlement Value may be less than the amount that you would have received from a conventional debt security with the same stated maturity, including such a security issued by HSBC. The numbers appearing in the table below and following examples have been rounded for ease of analysis.

The table below illustrates the Final Settlement Value on a \$1,000 investment in securities for a hypothetical range of Reference Returns from -100% to +100%. The following results are based solely on the assumptions outlined below. The "Hypothetical Return on the Security" as used below is the number, expressed as a percentage, that results from comparing the Final Settlement Value per \$1,000 Principal Amount of securities to \$1,000. The potential returns described here assume that your securities are held to maturity. You should consider carefully whether the securities are suitable to your investment goals. The following table and examples assume the following:

- ▶ Principal Amount: \$1,000
- ▶ Initial Value: 100
- ▶ Upside Participation Rate: 141%
- ▶ Buffer Level: -20%

| Hypothetical Final Value | Hypothetical Reference Return | Hypothetical Final Settlement Value | Hypothetical Return on the Security |
|--------------------------|-------------------------------|-------------------------------------|-------------------------------------|
| 200.00                   | 100.00%                       | \$2,410.00                          | 141.00%                             |
| 180.00                   | 80.00%                        | \$2,128.00                          | 112.80%                             |
| 160.00                   | 60.00%                        | \$1,846.00                          | 84.60%                              |
| 140.00                   | 40.00%                        | \$1,564.00                          | 56.40%                              |
| 130.00                   | 30.00%                        | \$1,423.00                          | 42.30%                              |
| 120.00                   | 20.00%                        | \$1,282.00                          | 28.20%                              |
| 115.00                   | 15.00%                        | \$1,211.50                          | 21.15%                              |
| 110.00                   | 10.00%                        | \$1,141.00                          | 14.10%                              |
| 105.00                   | 5.00%                         | \$1,070.50                          | 7.05%                               |
| 102.00                   | 2.00%                         | \$1,028.20                          | 2.82%                               |
| 101.00                   | 1.00%                         | \$1,014.10                          | 1.41%                               |
| <b>100.00</b>            | <b>0.00%</b>                  | <b>\$1,000.00</b>                   | <b>0.00%</b>                        |
| 99.00                    | -1.00%                        | \$1,000.00                          | 0.00%                               |
| 98.00                    | -2.00%                        | \$1,000.00                          | 0.00%                               |
| 95.00                    | -5.00%                        | \$1,000.00                          | 0.00%                               |
| 90.00                    | -10.00%                       | \$1,000.00                          | 0.00%                               |
| 85.00                    | -15.00%                       | \$1,000.00                          | 0.00%                               |
| <b>80.00</b>             | <b>-20.00%</b>                | <b>\$1,000.00</b>                   | <b>0.00%</b>                        |
| 70.00                    | -30.00%                       | \$900.00                            | -10.00%                             |
| 60.00                    | -40.00%                       | \$800.00                            | -20.00%                             |
| 40.00                    | -60.00%                       | \$600.00                            | -40.00%                             |
| 20.00                    | -80.00%                       | \$400.00                            | -60.00%                             |
| 0.00                     | -100.00%                      | \$200.00                            | -80.00%                             |

The following examples indicate how the Final Settlement Value would be calculated with respect to a hypothetical \$1,000 investment in the securities.

**Example 1: The value of the Reference Asset increases from the Initial Value of 100.00 to a Final Value of 110.00.**

|                                |                   |
|--------------------------------|-------------------|
| Reference Return:              | 10.00%            |
| <b>Final Settlement Value:</b> | <b>\$1,141.00</b> |

Because the Reference Return is positive, the Final Settlement Value would be \$1,141.00 per \$1,000 Principal Amount of securities, calculated as follows:

$$\begin{aligned} & \$1,000 + (\$1,000 \times \text{Reference Return} \times \text{Upside Participation Rate}) \\ & = \$1,000 + (\$1,000 \times 10.00\% \times 141\%) \\ & = \$1,141.00 \end{aligned}$$

Example 1 shows that you will receive the return of your principal investment plus a return equal to the Reference Return multiplied by the Upside Participation Rate of 141% when the Reference Return is positive.

**Example 2: The value of the Reference Asset decreases from the Initial Value of 100.00 to a Final Value of 95.00.**

|                                |                   |
|--------------------------------|-------------------|
| Reference Return:              | -5.00%            |
| <b>Final Settlement Value:</b> | <b>\$1,000.00</b> |

Because the Reference Return is less than zero but greater than the Buffer Level of -20%, the Final Settlement Value would be \$1,000.00 per \$1,000 Principal Amount of securities (a zero return).

**Example 3: The value of the Reference Asset decreases from the Initial Value of 100.00 to a Final Value of 60.00.**

|                                |                 |
|--------------------------------|-----------------|
| Reference Return:              | -40.00%         |
| <b>Final Settlement Value:</b> | <b>\$800.00</b> |

Because the Reference Return is less than the Buffer Level of -20%, the Final Settlement Value would be \$800.00 per \$1,000 Principal Amount of securities, calculated as follows:

$$\begin{aligned} & \$1,000 + [\$1,000 \times (\text{Reference Return} + 20\%)] \\ & = \$1,000 + [\$1,000 \times (-40.00\% + 20\%)] \\ & = \$800.00 \end{aligned}$$

Example 3 shows that you are exposed on a 1-to-1 basis to declines in the value of the Reference Asset beyond the Buffer Level of -20%. YOU MAY LOSE UP TO 80% OF THE PRINCIPAL AMOUNT OF YOUR SECURITIES.

## INFORMATION RELATING TO THE REFERENCE ASSET

### Description of the SPX

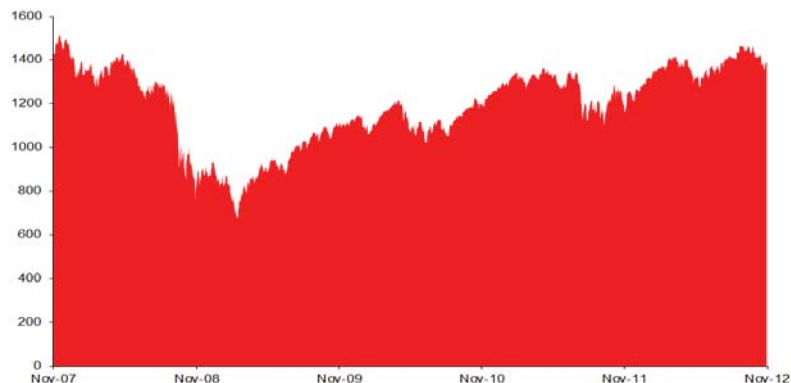
The SPX is a capitalization-weighted index of 500 U.S. stocks. It is designed to measure performance of the broad domestic economy through changes in the aggregate market value of 500 stocks representing all major industries.

The top 5 industry groups by market capitalization as of November 23, 2012 were: Information Technology, Financials, Health Care, Energy and Consumer Discretionary.

**For more information about the SPX, see “The S&P 500® Index” on page S-6 of the accompanying Equity Index Underlying Supplement.**

### Historical Performance of the SPX

The following graph sets forth the historical performance of the SPX based on the daily historical closing levels from November 21, 2007 through November 21, 2012. The closing level for the SPX on November 21, 2012 was 1,391.03. We obtained the closing levels below from the Bloomberg Professional® service. We have not undertaken any independent review of, or made any due diligence inquiry with respect to, the information obtained from the Bloomberg Professional® service.



The historical levels of the SPX should not be taken as an indication of future performance, and no assurance can be given as to the Official Closing Value of the SPX on the Final Valuation Date.

### License Agreement

Standard & Poor's® and S&P® are registered trademarks of Standard & Poor's Financial Services LLC ("S&P"); Dow Jones® is a registered trademark of Dow Jones Trademark Holdings LLC ("Dow Jones"); and these trademarks have been licensed for use by S&P Dow Jones Indices LLC. "Standard & Poor's®", "S&P 500®" and "S&P®" are trademarks of S&P and have been licensed for use by S&P Dow Jones Indices LLC and its affiliates and sublicensed for certain purposes by HSBC. The S&P 500® Index (the "Index") is a product of S&P Dow Jones Indices LLC, and has been licensed for use by HSBC.

The securities are not sponsored, endorsed, sold or promoted by S&P Dow Jones Indices LLC, Dow Jones, S&P or any of their respective affiliates (collectively, "S&P Dow Jones Indices"). S&P Dow Jones Indices makes no representation or warranty, express or implied, to the holders of the securities or any member of the public regarding the advisability of investing in securities generally or in the securities particularly or the ability of the Index to track general market performance. S&P Dow Jones Indices' only relationship to HSBC with respect to the Index is the licensing of the Index and certain trademarks, service marks and/or trade names of S&P Dow Jones Indices. The Index is determined, composed and calculated by S&P Dow Jones Indices without regard to HSBC or the securities. S&P Dow Jones Indices has no obligation to take the needs of HSBC or the holders of the securities into consideration in determining, composing or calculating the Index. S&P Dow Jones Indices is not responsible for and has not participated in the determination of the prices, and amount of the securities or the timing of the issuance or sale of the securities or in the determination or calculation of the equation by which the securities are to be converted into cash. S&P Dow Jones Indices has no obligation or liability in connection with the administration, marketing or trading of the securities. There is no assurance that investment products based on the Index will accurately track index performance or provide positive investment returns. S&P Dow Jones Indices LLC is not an investment advisor. Inclusion of a security within the Index is not a recommendation by S&P Dow Jones Indices to buy, sell, or hold such security, nor is it considered to be investment advice. Notwithstanding the foregoing, CME Group Inc. and its affiliates may independently issue and/or sponsor financial products unrelated to the securities currently being issued by HSBC, but which may be similar to and competitive with the securities. In addition, CME Group Inc. and its affiliates may trade financial products which are linked to the performance of the Index. It is possible that this trading activity will affect the value of the Index and the securities.

S&P DOW JONES INDICES DOES NOT GUARANTEE THE ADEQUACY, ACCURACY, TIMELINESS AND/OR THE COMPLETENESS OF THE INDEX OR ANY DATA RELATED THERETO OR ANY COMMUNICATION, INCLUDING BUT NOT LIMITED TO, ORAL OR WRITTEN COMMUNICATION (INCLUDING ELECTRONIC COMMUNICATIONS) WITH RESPECT THERETO. S&P DOW JONES INDICES SHALL NOT BE SUBJECT TO ANY DAMAGES OR LIABILITY FOR ANY ERRORS, OMISSIONS, OR DELAYS THEREIN. S&P DOW JONES INDICES MAKES NO EXPRESS OR IMPLIED WARRANTIES, AND EXPRESSLY DISCLAIMS ALL WARRANTIES, OF MERCHANTABILITY OR FITNESS FOR A PARTICULAR PURPOSE OR USE OR AS TO RESULTS TO BE OBTAINED BY HSBC, HOLDERS OF THE SECURITIES, OR ANY OTHER PERSON OR ENTITY FROM THE USE OF THE INDEX OR WITH RESPECT TO ANY DATA RELATED THERETO. WITHOUT LIMITING ANY OF THE FOREGOING, IN NO EVENT WHATSOEVER SHALL S&P DOW JONES INDICES BE LIABLE FOR ANY INDIRECT, SPECIAL, INCIDENTAL, PUNITIVE, OR CONSEQUENTIAL DAMAGES INCLUDING, BUT NOT LIMITED TO, LOSS OF PROFITS, TRADING LOSSES, LOST TIME OR GOODWILL, EVEN IF THEY HAVE BEEN ADVISED OF THE POSSIBILITY OF SUCH DAMAGES, WHETHER IN CONTRACT, TORT, STRICT LIABILITY, OR OTHERWISE. THERE ARE NO THIRD PARTY BENEFICIARIES OF ANY AGREEMENTS OR ARRANGEMENTS BETWEEN S&P DOW JONES INDICES AND HSBC, OTHER THAN THE LICENSORS OF S&P DOW JONES INDICES.

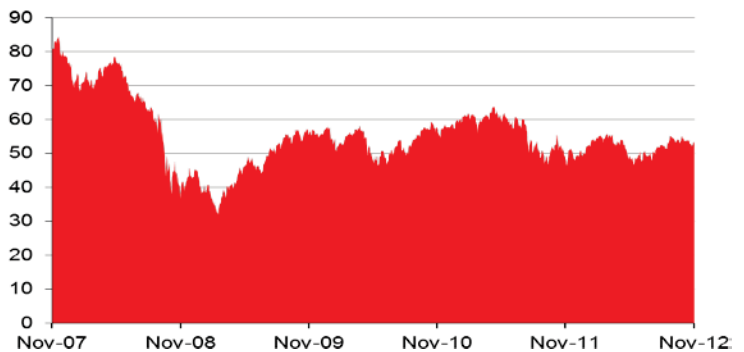
## Description of the EFA

The EFA seeks investment results that correspond generally to the price and yield performance, before fees and expenses, of publicly traded securities in the European, Australasian, and Far Eastern markets, as measured by the MSCI EAFE<sup>®</sup> Index, which is the Underlying Index of the EFA. As of November 23, 2012, the MSCI EAFE<sup>®</sup> Index consisted of the following 22 component country indices: Australia, Austria, Belgium, Denmark, Finland, France, Germany, Greece, Hong Kong, Ireland, Israel, Italy, Japan, Netherlands, New Zealand, Norway, Portugal, Singapore, Spain, Sweden, Switzerland, and the United Kingdom.

**For more information about the EFA, see “The iShares<sup>®</sup> MSCI EAFE Index Fund” on page S-24 of the accompanying ETF Underlying Supplement.**

## Historical Performance of the EFA

The following graph sets forth the historical performance of the EFA based on the daily historical closing prices from November 21, 2007 through November 21, 2012. The closing price for the EFA on November 21, 2012 was \$53.39. We obtained the closing prices below from the Bloomberg Professional<sup>®</sup> service. We have not undertaken any independent review of, or made any due diligence inquiry with respect to, the information obtained from the Bloomberg Professional<sup>®</sup> service.



The historical prices of the EFA should not be taken as an indication of future performance, and no assurance can be given as to the Official Closing Value of the EFA on the Final Valuation Date.

| <u>Quarter Begin</u> | <u>Quarter End</u> | <u>Quarterly High</u> | <u>Quarterly Low</u> | <u>Quarterly Close</u> |
|----------------------|--------------------|-----------------------|----------------------|------------------------|
| 1/3/2007             | 3/30/2007          | \$76.94               | \$70.95              | \$76.27                |
| 4/2/2007             | 6/29/2007          | \$81.79               | \$76.05              | \$80.63                |
| 7/2/2007             | 9/28/2007          | \$85.50               | \$67.99              | \$82.56                |
| 10/1/2007            | 12/31/2007         | \$86.49               | \$78.00              | \$78.50                |
| 1/2/2008             | 3/31/2008          | \$79.22               | \$65.63              | \$71.90                |
| 4/1/2008             | 6/30/2008          | \$78.76               | \$68.06              | \$68.70                |
| 7/1/2008             | 9/30/2008          | \$68.39               | \$52.36              | \$56.30                |
| 10/1/2008            | 12/31/2008         | \$56.42               | \$35.53              | \$44.87                |
| 1/2/2009             | 3/31/2009          | \$45.61               | \$31.56              | \$37.59                |
| 4/1/2009             | 6/30/2009          | \$49.18               | \$37.28              | \$45.81                |
| 7/1/2009             | 9/30/2009          | \$56.31               | \$43.49              | \$54.70                |
| 10/1/2009            | 12/31/2009         | \$57.66               | \$52.42              | \$55.30                |
| 1/4/2010             | 3/31/2010          | \$58.00               | \$49.94              | \$56.00                |
| 4/1/2010             | 6/30/2010          | \$58.08               | \$45.86              | \$46.51                |
| 7/1/2010             | 9/30/2010          | \$55.81               | \$46.45              | \$54.92                |
| 10/1/2010            | 12/31/2010         | \$59.50               | \$53.85              | \$58.23                |
| 1/3/2011             | 3/31/2011          | \$61.98               | \$54.69              | \$60.09                |
| 4/1/2011             | 6/30/2011          | \$64.35               | \$56.71              | \$60.14                |
| 7/1/2011             | 9/30/2011          | \$60.86               | \$46.09              | \$47.75                |
| 10/3/2011            | 12/30/2011         | \$55.86               | \$45.46              | \$49.53                |
| 1/3/2012             | 3/30/2012          | \$55.91               | \$48.99              | \$54.90                |
| 4/2/2012             | 6/29/2012          | \$55.68               | \$46.55              | \$49.96                |
| 7/2/2012             | 10/31/2012         | \$55.57               | \$47.30              | \$53.00                |
| 10/1/2012*           | 11/21/2012*        | \$55.23               | \$51.63              | \$53.39                |

\* As of the date of this free writing prospectus available information for the fourth calendar quarter of 2012 includes data for the period from October 1, 2012 through November 21, 2012. Accordingly, the “Quarterly High,” “Quarterly Low” and “Quarterly Close” data indicated are for this shortened period only and do not reflect complete data for the fourth calendar quarter of 2012.

## **EVENTS OF DEFAULT AND ACCELERATION**

If the securities have become immediately due and payable following an Event of Default (as defined in the accompanying prospectus) with respect to the securities, the calculation agent will determine the accelerated payment due and payable in the same general manner as described in this free writing prospectus except that in such a case, the scheduled trading day immediately preceding the date of acceleration will be used as the Final Valuation Date for purposes of determining the Final Component Value. If a Market Disruption Event exists with respect to an Underlying on that scheduled trading day, then the accelerated Final Valuation Date will be postponed for up to five scheduled trading days (in the same manner used for postponing the originally scheduled Final Valuation Date). The accelerated Maturity Date will also be postponed by an equal number of business days following the postponed accelerated Final Valuation Date. For the avoidance of doubt, if no Market Disruption Event exists with respect to an Underlying on the scheduled trading day immediately preceding the date of acceleration, the determination of such Underlying's Final Component Value will be made on such date, irrespective of the existence of a Market Disruption Event with respect to the other Underlying occurring on such date.

If the securities have become immediately due and payable following an Event of Default, you will not be entitled to any additional payments with respect to the securities. For more information, see "Description of Debt Securities — Senior Debt Securities — Events of Default" in the accompanying prospectus.

## **SUPPLEMENTAL PLAN OF DISTRIBUTION (CONFLICTS OF INTEREST)**

We have appointed HSBC Securities (USA) Inc., an affiliate of HSBC, as the agent for the sale of the securities. Pursuant to the terms of a distribution agreement, HSBC Securities (USA) Inc. will purchase the securities from HSBC at the price to public less the underwriting discount set forth on the cover page of the pricing supplement to which this free writing prospectus relates, for distribution to other registered broker-dealers, or will offer the securities directly to investors. HSBC Securities (USA) Inc. proposes to offer the securities at the price to public set forth on the cover page of this free writing prospectus. HSBC USA Inc. or one of our affiliates may pay varying underwriting discounts of up to 3.50% per \$1,000 Principal Amount of securities in connection with the distribution of the securities to other registered broker-dealers.

An affiliate of HSBC has paid or may pay in the future an amount to broker-dealers in connection with the costs of the continuing implementation of systems to support the securities.

In addition, HSBC Securities (USA) Inc. or another of its affiliates or agents may use the pricing supplement to which this free writing prospectus relates in market-making transactions after the initial sale of the securities, but is under no obligation to make a market in the securities and may discontinue any market-making activities at any time without notice.

See "Supplemental Plan of Distribution (Conflicts of Interest)" on page S-49 in the prospectus supplement.

## **U.S. FEDERAL INCOME TAX CONSIDERATIONS**

There is no direct legal authority as to the proper tax treatment of the securities, and therefore significant aspects of the tax treatment of the securities are uncertain as to both the timing and character of any inclusion in income in respect of the securities. Under one approach, a security should be treated as a pre-paid executory contract with respect to the Reference Asset. We intend to treat the securities consistent with this approach. Pursuant to the terms of the securities, you agree to treat the securities under this approach for all U.S. federal income tax purposes. Subject to the limitations described therein, and based on certain factual representations received from us, in the opinion of our special U.S. tax counsel, Morrison & Foerster LLP, it is reasonable to treat a security as a pre-paid executory contract with respect to the Reference Asset. Pursuant to this approach and subject to the discussion below regarding "constructive ownership transactions", we do not intend to report any income or gain with respect to the securities prior to their maturity or an earlier sale or exchange and we intend to treat any gain or loss upon maturity or an earlier sale or exchange as long-term capital gain or loss, provided that you have held the security for more than one year at such time for U.S. federal income tax purposes.

Despite the foregoing, U.S. holders (as defined under "U.S. Federal Income Tax Considerations" in the accompanying prospectus supplement) should be aware that the Internal Revenue Code of 1986, as amended (the "Code"), contains a provision, Section 1260 of the Code, which sets forth rules which are applicable to what it refers to as "constructive ownership transactions." Due to the manner in which it is drafted, the precise applicability of Section 1260 of the Code to any particular transaction is often uncertain. In general, a "constructive ownership transaction" includes a contract under which an investor will receive payment equal to or credit for the future value of any equity interest in a regulated investment company (such as shares of the EFA (the "Underlying Shares") included in the Reference Asset). Under the "constructive ownership" rules, if an investment in the securities is treated as a "constructive ownership transaction," any long-term capital gain recognized by a U.S. holder in respect of a security will be recharacterized as ordinary income to the extent such gain exceeds the amount of "net underlying long-term capital gain" (as defined in Section 1260 of the Code) of the U.S. holder determined as if the U.S. holder had acquired the Underlying Shares on the original issue date of the security at fair market value



and sold them at fair market value on the Maturity Date (if the security was held until the Maturity Date) or on the date of sale or exchange of the security (if the security was sold or exchanged prior to the Maturity Date) (the "Excess Gain"). In addition, an interest charge will also apply to any deemed underpayment of tax in respect of any Excess Gain to the extent such gain would have resulted in gross income inclusion for the U.S. holder in taxable years prior to the taxable year of the sale, exchange or maturity of the security (assuming such income accrued at a constant rate equal to the applicable federal rate as of the date of sale, exchange or maturity of the security).

Although the matter is not clear, there exists a risk that an investment in the securities linked to the Reference Asset will be treated as a "constructive ownership transaction." If such treatment applies, it is not entirely clear to what extent any long-term capital gain recognized by a U.S. holder in respect of a security linked to the Reference Asset will be recharacterized as ordinary income. It is possible, for example, that the amount of the Excess Gain (if any) that would be recharacterized as ordinary income in respect of each security linked to the Reference Asset will equal the excess of (i) any long-term capital gain recognized by the U.S. holder in respect of such a security over (ii) the "net underlying long-term capital gain" such U.S. holder would have had if such U.S. holder had acquired a number of the Underlying Shares at fair market value on the original issue date of such security for an amount equal to the relevant portion of the "issue price" of the security and, upon the date of sale, exchange or maturity of the security, sold such Underlying Shares at fair market value (which would reflect the percentage increase in the value of the Underlying Shares over the term of the security). Accordingly, U.S. holders should consult their tax advisors regarding the potential application of the "constructive ownership" rules.

We will not attempt to ascertain whether any of the entities whose stock is included in, or owned by, the Reference Asset, as the case may be, would be treated as a passive foreign investment company ("PFIC") or United States real property holding corporation ("USRPHC"), both as defined for U.S. federal income tax purposes. If one or more of the entities whose stock is included in, or owned by, the Reference Asset, as the case may be, were so treated, certain adverse U.S. federal income tax consequences might apply. You should refer to information filed with the SEC and other authorities by the entities whose stock is included in, or owned by, the Reference Asset, as the case may be, and consult your tax advisor regarding the possible consequences to you if one or more of the entities whose stock is included in, or owned by, the Reference Asset, as the case may be, is or becomes a PFIC or a USRPHC.

For a discussion of the U.S. federal income tax consequences of your investment in a security, please see the discussion under "U.S. Federal Income Tax Considerations" in the accompanying prospectus supplement.

## TABLE OF CONTENTS

|   |        |
|---|--------|
| <b>Free Writing Prospectus</b>  |        |
| General   | FWP-6  |
| Payment at Maturity   | FWP-6  |
| Investor Suitability  | FWP-7  |
| Risk Factors  | FWP-8  |
| Illustrative Examples   | FWP-10 |
| Information Relating to the Reference Asset                                   | FWP-12 |
| Events of Default and Acceleration  | FWP-14 |
| Supplemental Plan of Distribution (Conflicts of Interest)                     | FWP-14 |
| U.S. Federal Income Tax Considerations  | FWP-14 |
| <b>Equity Index Underlying Supplement</b>                                     |        |
| Risk Factors  | S-1    |
| The S&P 500 <sup>®</sup> Index  | S-6    |
| The S&P 100 <sup>®</sup> Index  | S-10   |
| The S&P MidCap 400 <sup>®</sup> Index   | S-14   |
| The S&P 500 Low Volatility Index  | S-18   |
| The Russell 2000 <sup>®</sup> Index   | S-21   |
| The Dow Jones Industrial Average <sup>SM</sup>                                | S-25   |
| The Hang Seng China Enterprises Index <sup>®</sup>                            | S-27   |
| The Hang Seng <sup>®</sup> Index  | S-30   |
| The Korea Stock Price Index 200   | S-33   |
| MSCI Indices  | S-36   |
| The EURO STOXX 50 <sup>®</sup> Index  | S-40   |
| The PHLX Housing Sector <sup>SM</sup> Index                                   | S-42   |
| The TOPIX <sup>®</sup> Index  | S-46   |
| The NASDAQ-100 Index <sup>®</sup>   | S-49   |
| S&P BRIC 40 Index   | S-53   |
| The Nikkei 225 Index  | S-56   |
| The FTSE <sup>™</sup> 100 Index   | S-58   |
| Other Components  | S-60   |
| Additional Terms of the Notes   | S-60   |
| <b>ETF Underlying Supplement</b>  |        |
| Risk Factors  | S-2    |
| Reference Sponsors  | S-8    |
| The iShares <sup>®</sup> Dow Jones Industrial Average <sup>SM</sup> ETF Trust | S-8    |
| The POWERSHARES QQQ TRUST <sup>SM</sup> SERIES 1                              | S-11   |
| The iShares <sup>®</sup> MSCI Mexico Investable Market Index Fund             | S-15   |
| The iShares <sup>®</sup> MSCI Brazil Index Fund                               | S-18   |
| The iShares <sup>®</sup> MSCI Emerging Markets Index Fund                     | S-21   |
| The iShares <sup>®</sup> MSCI EAFE Index Fund                                 | S-24   |
| The iShares S&P 500 ETF Trust   | S-26   |
| The Market Vectors Gold Miners ETF  | S-30   |
| The iShares <sup>®</sup> Dow Jones U.S. Real Estate Index Fund                | S-33   |
| The iShares <sup>®</sup> FTSE China 25 Index Fund                             | S-36   |
| The iShares <sup>®</sup> S&P Latin America 40 Index Fund                      | S-39   |
| The Financial Select Sector iShares <sup>®</sup> Fund                         | S-42   |
| The iShares <sup>®</sup> Dow Jones Transportation Average Index Fund          | S-45   |
| The Energy Select iShares <sup>®</sup> Fund                                   | S-47   |
| The Health Care Select iShares <sup>®</sup> Fund                              | S-50   |
| Other Components  | S-52   |
| Additional Terms of the Notes   | S-52   |
| <b>Prospectus Supplement</b>  |        |
| Risk Factors  | S-3    |
| Risks Relating to Our Business  | S-3    |
| Risks Relating to All Note Issuances  | S-3    |
| Pricing Supplement  | S-7    |
| Description of Notes  | S-8    |
| Use of Proceeds and Hedging   | S-30   |
| Certain ERISA Considerations  | S-30   |
| U.S. Federal Income Tax Considerations  | S-32   |
| Supplemental Plan of Distribution (Conflicts of Interest)                     | S-49   |
| <b>Prospectus</b>   |        |
| About this Prospectus   | 1      |
| Risk Factors  | 1      |
| Where You Can Find More Information   | 1      |
| Special Note Regarding Forward-Looking Statements                             | 2      |
| HSBC USA Inc.   | 3      |
| Use of Proceeds   | 3      |
| Description of Debt Securities  | 3      |
| Description of Preferred Stock  | 15     |
| Description of Warrants   | 21     |
| Description of Purchase Contracts   | 25     |
| Description of Units  | 28     |
| Book-Entry Procedures   | 30     |
| Limitations on Issuances in Bearer Form                                       | 35     |
| U.S. Federal Income Tax Considerations Relating to Debt Securities            | 35     |
| Plan of Distribution (Conflicts of Interest)                                  | 51     |
| Notice to Canadian Investors  | 53     |
| Notice to EEA Investors   | 58     |
| Certain ERISA Matters   | 59     |
| Legal Opinions  | 60     |
| Experts   | 60     |

You should only rely on the information contained in this free writing prospectus, the accompanying Equity Index Underlying Supplement, ETF Underlying Supplement, prospectus supplement and prospectus. We have not authorized anyone to provide you with information or to make any representation to you that is not contained in this free writing prospectus, the accompanying Equity Index Underlying Supplement, ETF Underlying Supplement, prospectus supplement and prospectus. If anyone provides you with different or inconsistent information, you should not rely on it. This free writing prospectus, the accompanying Equity Index Underlying Supplement, ETF Underlying Supplement, prospectus supplement and prospectus are not an offer to sell these securities, and these documents are not soliciting an offer to buy these securities, in any jurisdiction where the offer or sale is not permitted. You should not, under any circumstances, assume that the information in this free writing prospectus, the accompanying Equity Index Underlying Supplement, ETF Underlying Supplement, prospectus supplement and prospectus is correct on any date after their respective dates.

# HSBC USA Inc.

## \$ Leveraged Buffered Uncapped Market Participation Securities Linked to a Basket of the S&P 500<sup>®</sup> Index and the iShares<sup>®</sup> MSCI EAFE Index Fund

November 27, 2012

**FREE WRITING PROSPECTUS**