

1,320,168 Units
Strategic Accelerated Redemption Securities®
Linked to the S&P 500® Index,
due January 29, 2013
\$10 principal amount per unit
Term Sheet No. 4

Pricing Date January 4, 2012
Settlement Date January 11, 2012
Maturity Date January 29, 2013
CUSIP No. 40433K504

HSBC USA Inc.

Strategic Accelerated Redemption Securities®

- The notes have a maturity of approximately one year, and are callable at approximately 6, 9 and 12 months after issuance
- The notes will be called at \$10 per unit plus a Call Premium if the closing level of the S&P 500® Index (the "Index") on any Observation Date is equal to or greater than 100% of its Starting Value
- The Call Premium is 13.300% if called on the final Observation Date (6.650% of the Original Offering Price if the notes are called on the first Observation Date, or 9.975% of the Original Offering Price if the notes are called on the second Observation Date)
- 1-to-1 downside exposure if the notes are not called and the closing level of the Index on the final Observation Date is below the Threshold Value, which will be equal to 95% of the Starting Value
- Payments on the notes, including the payment of the Redemption Amount at maturity, are subject to the credit risk of HSBC USA Inc.
- No periodic interest payments
- No listing on any securities exchange



Enhanced Return

The notes are being offered by HSBC USA Inc. ("HSBC"). The notes will have the terms specified in this term sheet as supplemented by the documents indicated below under "Additional Terms" (together, the "Note Prospectus"). Investing in the notes involves a number of risks. **There are important differences between the notes and a conventional debt security, including different investment risks. See "Risk Factors" on page TS-4 of this term sheet and beginning on page S-9 of product supplement STR-1. The notes:**

Are Not FDIC Insured	Are Not Bank Guaranteed	May Lose Value
-----------------------------	--------------------------------	-----------------------

In connection with this offering, Merrill Lynch, Pierce, Fenner & Smith Incorporated ("MLPF&S") is acting in its capacity as principal for your account.

Neither the Securities and Exchange Commission (the "SEC") nor any state securities commission has approved or disapproved of the notes or passed upon the accuracy or adequacy of this document, the accompanying product supplement, prospectus or prospectus supplement. Any representation to the contrary is a criminal offense.

	<u>Per Unit</u>	<u>Total</u>
Public offering price ⁽¹⁾	\$ 10.000	\$13,201,680
Underwriting discount ⁽¹⁾	\$ 0.125	\$ 165,021
Proceeds, before expenses, to HSBC	\$ 9.875	\$13,036,659

⁽¹⁾ See as well "Supplement to Plan of Distribution and Role of MLPF&S."



Summary

The Strategic Accelerated Redemption Securities[®] Linked to the S&P 500[®] Index, due January 29, 2013 (the “notes”), are senior unsecured debt securities issued by HSBC USA Inc. (“HSBC”) and are not, either directly or indirectly, an obligation of any third party. The notes offered hereunder are not deposit liabilities or other obligations of a bank and are not guaranteed or insured by the Federal Deposit Insurance Corporation or any other governmental agency of the United States or any other jurisdiction. **The notes will rank equally with all of our other senior unsecured debt obligations. Any payment to be made on the notes, including any repayment of principal, depends on the credit risk of HSBC and its ability to satisfy its obligations as they come due.**

The notes provide for an automatic call if the Observation Level of the S&P 500[®] Index (the “Index”) on any Observation Date is equal to or greater than the Call Level. If the notes are called, you will receive the Original Offering Price of the notes plus the applicable Call Premium. If your notes are not called, the amount you receive on the maturity date may be less than the Original Offering Price per unit and will be based on the percentage decrease in the level of the Index from the Starting Value to the Ending Value in excess of the Threshold Value. Investors must be willing to forgo interest payments on the notes and be willing to accept a repayment that may be less, and potentially significantly less, than the Original Offering Price of the notes. Investors also must be prepared to have us call their notes on any Observation Date. Investors’ gain or loss generally will be long-term capital gain or loss if the notes are held for more than one year, and otherwise will be short-term capital gain or loss. Accordingly, if the notes are called on the first or second Observation Date, any capital gain or loss generally will be short-term capital gain or loss. Any such gain or loss is subject to certain tax implications, set forth under “Summary Tax Consequences.”

Capitalized terms used but not defined in this term sheet have the meanings set forth in product supplement STR-1. Unless otherwise indicated or unless the context requires otherwise, all references in this term sheet to “we,” “us,” “our,” or similar references are to HSBC.

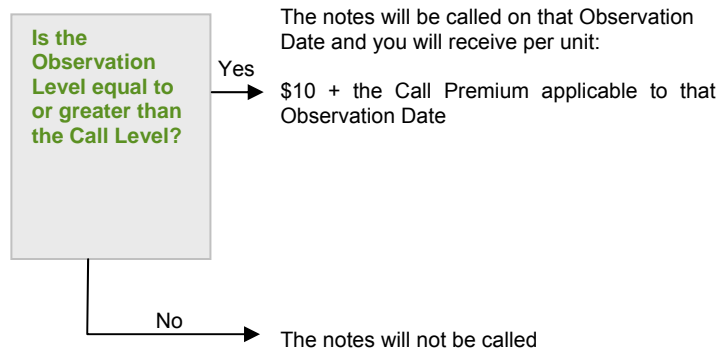
Terms of the Notes

Issuer:	HSBC USA Inc. (“HSBC”)
Original Offering Price:	\$10.00 per unit
Term:	Approximately one year
Market Measure:	S&P 500 [®] Index (Bloomberg symbol: “SPX”)
Starting Value:	1,277.30
Ending Value:	The closing level of the Market Measure on the final Observation Date. If it is determined that the scheduled final Observation Date is not a Market Measure Business Day, or if a Market Disruption Event occurs on the scheduled final Observation Date, the Ending Value will be determined as more fully described beginning on page S-23 of product supplement STR-1.
Observation Level:	The closing level of the Market Measure on any Observation Date
Observation Dates:	July 24, 2012, October 23, 2012, and January 22, 2013 (the final Observation Date). The Observation Dates are subject to postponement as described on page S-22 of product supplement STR-1.
Call Level:	100% of the Starting Value
Call Amounts (per Unit):	\$10.6650 if called on July 24, 2012, \$10.9975 if called on October 23, 2012, and \$11.3300 if called on January 22, 2013.
Call Premium:	6.650% of the Original Offering Price if called on July 24, 2012, 9.975% of the Original Offering Price if called on October 23, 2012, and 13.30% of the Original Offering Price if called on January 22, 2013.
Call Settlement Date:	The fifth business day following an Observation Date, if the notes are called on that Observation Date, subject to postponement as described on page S-21 of product supplement STR-1; provided however, that the Call Settlement Date related to the final Observation Date will be the maturity date.
Threshold Value:	1,213.44 (95% of the Starting Value, rounded to two decimal places)
Calculation Agent:	HSBC USA Inc. and MLPF&S, acting jointly.
Fees Charged:	The public offering price of the notes includes the underwriting discount of \$0.125 per unit as listed on the cover page and an additional charge of \$0.050 per unit more fully described on page TS-5.

Redemption Amount Determination

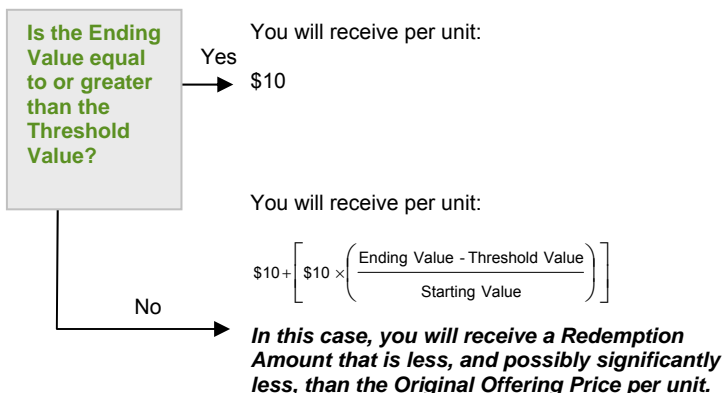
Automatic Call Provision:

If on any Observation Date, the Observation Level is equal to or greater than the Call Level, the notes will be automatically called. If the notes are called, you will receive \$10 per unit plus the applicable Call Premium.



Payment at Maturity:

If the notes are not called prior to the maturity date, you will receive the Redemption Amount per unit on the maturity date, calculated as follows:





Hypothetical Payments

Set forth below are five **hypothetical** examples of payment calculations (rounded to four decimal places). These examples have been prepared for purposes of illustration only. Your actual return will depend on the **actual** Starting Value, Threshold Value, Call Level, Observation Level, and term of your investment. These **hypothetical** examples are based on:

- 1) a Starting Value of 100.00;
- 2) a Threshold Value of 95.00, or 95.00% of the Starting Value;
- 3) a Call Level of 100.00, or 100.00% of the Starting Value;
- 4) the term of the notes from January 11, 2012 to January 29, 2013;
- 5) the Call Premium of 13.30% of the Original Offering Price if called on the final Observation Date (a Call Premium of 6.650% if the notes are called on the first Observation Date and 9.975% if the notes are called on the second Observation Date); and
- 6) Observation Dates occurring on July 24, 2012, October 23, 2012, and January 29, 2013.

The hypothetical Starting Value of 100 used in these examples has been chosen for illustrative purposes only. The actual Starting Value of the Index is 1,277.30. For recent actual values of the Index, see “The Index” section below, beginning on page TS-6.

Notes Are Called on an Observation Date

The notes will be called at \$10.00 plus the applicable Call Premium on one of the Observation Dates if the Observation Level is equal to or greater than the Call Level.

Example 1 – The Observation Level on the first Observation Date is 110.00. Therefore the notes will be called at \$10.00 plus the Call Premium of \$0.6650 or \$10.6650 per unit.

Example 2 – The Observation Level on the first Observation Date is below the Call Level, but the Observation Level on the second Observation Date is 105.00. Therefore, the notes will be called at \$10.00 plus the Call Premium of \$0.9975 or \$10.9975 per unit.

Example 3 – The Observation Level on the first and second Observation Dates is below the Call Level, but the Observation Level on the third and final Observation Date is 105.00. Therefore, the notes will be called at \$10.00 plus the Call Premium of \$1.3300 or \$11.3300 per unit.

Notes Are Not Called on any Observation Date

Example 4 – The Notes are not called on any of the Observation Dates and the Ending Value is 97.00, which is greater than the Threshold Value of 95.00. Therefore, the Redemption Amount per unit will be \$10.0000.

Example 5 – The Notes are not called on any of the Observation Dates and the Ending Value is less than the Threshold Value of 95.00. The Redemption Amount will be less, and possibly significantly less, than the Original Offering Price per unit. For example, if the Ending Value is 85.00, the Redemption Amount will be:

$$\$10 + \left[\$10 \times \left(\frac{85.00 - 95.00}{100.00} \right) \right] = \$9.0000 \text{ per unit}$$

	Notes Are Called on an Observation Date			Notes Are Not Called on Any Observation Date	
	Example 1 First Observation Date	Example 2 Second Observation Date	Example 3 Final Observation Date	Example 4 Final Observation Date	Example 5 Final Observation Date
Starting Value	100.00	100.00	100.00	100.00	100.00
Call Level	100.00	100.00	100.00	100.00	100.00
Threshold Value	95.00	95.00	95.00	95.00	95.00
Observation Level	110.00	105.00	105.00	97.00	85.00
Return of the Index	10.00%	5.00%	5.00%	-3.00%	-15.00%
Return of the Notes	6.650%	9.975%	13.300%	0.000%	-10.000%
Redemption Amount per Unit	\$10.6650	\$10.9975	\$11.3300	\$10.0000	\$9.0000



Risk Factors

We urge you to read the section “Risk Factors” in the product supplement and in the accompanying prospectus supplement. Investing in the notes is not equivalent to investing directly in the stocks represented by the Index. You should understand the risks of investing in the notes and should reach an investment decision only after careful consideration, with your advisers, with respect to the notes in light of your particular financial and other circumstances and the information set forth in this free writing prospectus and the accompanying product supplement, prospectus supplement and prospectus.

In addition to the risks in the product supplement identified below, you should review “Risk Factors” in the accompanying prospectus supplement, including the explanation of risks relating to the notes described in the following sections:

“— Risks Relating to All Note Issuances” in the prospectus supplement; and

“— Additional Risks Relating to Notes with an Equity Security or Equity Index as the Reference Asset” in the prospectus supplement.

You will be subject to significant risks not associated with conventional fixed-rate or floating-rate debt securities.

- If the notes are not called prior to maturity, your investment may result in a loss; you may not receive a return of some or all of your principal.
- Your return, if any, is limited to the return represented by the Call Premium.
- Your yield may be less than the yield on a conventional debt security of comparable maturity.
- Payments on the notes are subject to our credit risk.
- Your investment return may be less than the return on a comparable investment directly in the Index or the components included in the Index.
- You must rely on your own evaluation of the merits of an investment linked to the Index.
- Commissions, fees and hedging costs as described on page TS-5 may affect the price at which you will be able to sell the notes in secondary market transactions.
- We cannot assure you that a trading market for your notes will ever develop or be maintained. MLPF&S is not obligated to make a market for, or to repurchase, the notes.
- The amount that you receive at maturity or upon a call will not be affected by all developments relating to the Index.
- Standard & Poor’s Financial Services LLC (“S&P”) may adjust the Index in a way that affects its level, and S&P has no obligation to consider your interests.
- If you attempt to sell the notes prior to maturity, their market value, if any, will be affected by various factors that interrelate in complex ways, and their market value may be less than their Original Offering Price.
- Purchases and sales by us, MLPF&S and our respective affiliates of the stocks represented by the Index may affect your return.
- Our trading and hedging activities, and those of MLPF&S, may create conflicts of interest with you.
- Our hedging activities, and those of MLPF&S, may affect your return on the notes and their market value.
- There may be potential conflicts of interest involving the calculation agent. We may appoint and remove the calculation agent.
- The notes are not insured by any governmental agency of the United States or any other jurisdiction.
- You will have no rights of a holder of the securities represented by the Index, and you will not be entitled to receive securities or dividends or other distributions by the issuers of those securities.
- While we or our affiliates may from time to time own shares of companies included in the Index, except to the extent that the common stock of Bank of America Corporation (the parent corporation of MLPF&S) is included in the Index, we do not control any company included in the Index, and are not responsible for any disclosure made by any other company.
- Our business activities and those of MLPF&S relating to the companies represented by the Index may create conflicts of interest with you.
- The U.S. federal income tax consequences of the notes are uncertain, and may be adverse to a holder of the notes. See “Summary Tax Consequences” below and “U.S. Federal Income Tax Summary” beginning on page S-30 of product supplement STR-1.



Investor Considerations

You may wish to consider an investment in the notes if:

- You anticipate that the closing level of the Index will be equal to or greater than the Call Level on any Observation Date and you seek an early exit prior to maturity at a premium in that case.
- You are willing to receive a pre-determined return on your investment, capped at the Call Premium, in case the notes are called, regardless of the performance of the Index from the Starting Value to the date on which the notes are called.
- You are willing to accept that the notes may not be called prior to the maturity date, in which case your return on your investment will be equal to or less than the Original Offering Price per unit.
- You accept that your investment will result in a loss, which could be significant, if the closing level of the Index is below the Threshold Value on the final Observation Date.
- You are willing to forgo interest payments on the notes, such as fixed or floating rate interest paid on traditional interest bearing debt securities.
- You seek exposure to the Index with no expectation of receiving dividends or other benefits of owning the stocks included in the Index.
- You are willing to accept that a trading market is not expected to develop for the notes. You understand that secondary market prices for the notes, if any, will be affected by various factors, including our actual and perceived creditworthiness and their market value may be less than their Original Offering Price.
- You are willing to make an investment, the payment on which depends on our creditworthiness, as the issuer of the notes.

The notes may not be an appropriate investment for you if:

- You wish to make an investment in notes that cannot be automatically called prior to maturity.
- You anticipate that the level of the Index will decrease from the Starting Value to the Ending Value.
- You anticipate that the Observation Level will not be equal to or greater than the Call Level on any Observation Date.
- You seek a return on your investment that will not be capped at the Call Premium.
- You seek 100% return of principal at maturity.
- You seek interest payments or other current income on your investment.
- You want to receive dividends or other distributions paid on the stocks included in the Index.
- You seek assurances that there will be a liquid market if and when you want to sell the notes prior to maturity.
- You are unwilling or are unable to assume the credit risk associated with us, as the issuer of the notes.

Supplement to the Plan of Distribution and Role of MLPF&S

We will deliver the notes against payment therefor in New York, New York on a date that is greater than three business days following the pricing date. Under Rule 15c6-1 of the Securities Exchange Act of 1934, trades in the secondary market generally are required to settle in three business days, unless the parties to any such trade expressly agree otherwise. Accordingly, purchasers who wish to trade the notes more than three business days prior to the original issue date will be required to specify alternative settlement arrangements to prevent a failed settlement.

The notes will not be listed on any securities exchange. In the original offering of the notes, the notes will be sold in minimum investment amounts of 100 units.

MLPF&S will participate as selling agent in the distribution of the notes. Under our distribution agreement with MLPF&S, MLPF&S will purchase the notes from us as principal at the public offering price indicated on the cover of this term sheet, less the indicated underwriting discount. In connection with hedging our obligations under the notes, we will enter into a hedge transaction with an affiliate of MLPF&S, which will include a charge of up to \$0.050 per unit representing an estimated profit credited to MLPF&S through the hedge transaction. The public offering price you pay for the notes includes this charge and the underwriting discount. This charge and fee reduce the economic terms of the notes. In arranging the hedge transaction for the notes, MLPF&S seeks competitive terms from third parties, which could include one of our affiliates. Additional profits and losses may be realized by the hedge providers from these hedging transactions. For further information regarding how these fees and hedging costs may affect the price at which you will be able to sell the notes in secondary market transaction and conflicts of interest, see "Risk Factors—General Risks Relating to the Notes" beginning on page S-10 and "Use of Proceeds" on page S-19 in product supplement STR-1.

If you place an order to purchase the notes, you are consenting to MLPF&S acting as a principal in effecting the transaction for your account.

MLPF&S may repurchase and resell the notes, with repurchases and resales being made at prices related to then-prevailing market prices or at negotiated prices. MLPF&S may act as principal or agent in these market-making transactions; however it is not obligated to engage in any such transactions.

The distribution of the Note Prospectus in connection with these offers or sales will be solely for the purpose of providing investors with the description of the terms of the notes that was made available to investors in connection with their initial offering. Secondary market investors should not, and will not be authorized to, rely on the Note Prospectus for information regarding HSBC or for any purpose other than that described in the immediately preceding sentence.



The Index

We have derived all information relating to the S&P 500[®] Index including, without limitation, its make-up, performance, method of calculation and changes in its components, from publicly available sources. That information reflects the policies of and is subject to change by S&P. S&P is under no obligation to continue to publish, and may discontinue or suspend the publication of the Index at any time.

S&P publishes the Index.

The Index is intended to provide an indication of the pattern of common stock price movement. The calculation of the level of the Index, discussed below in further detail, is based on the relative value of the aggregate Market Value (as defined below) of the common stocks of 500 companies as of a particular time compared to the aggregate average Market Value of the common stocks of 500 similar companies during the base period of the years 1941 through 1943. S&P chooses companies for inclusion in the Index with the aim of achieving a distribution by broad industry groupings that approximates the distribution of these groupings in the common stock population of the Standard & Poor's Stock Guide Database, which S&P uses as an assumed model for the composition of the total market. S&P may from time to time in its sole discretion, add companies to or delete companies from, the Index to achieve these objectives.

Relevant criteria employed by S&P include the viability of the particular company, the extent to which that company represents the industry group to which it is assigned, the extent to which the market price of that company's common stock is generally responsive to changes in the affairs of the respective industry and the market value and trading activity of the common stock of that company. Ten main industry groups comprise the Index: Information Technology, Financials, Consumer Staples, Health Care, Energy, Industrials, Consumer Discretionary, Utilities, Materials and Telecommunication Services. Changes in the Index are reported daily in the financial pages of many major newspapers, on Bloomberg Professional[®] service under the symbol "SPX" and on the S&P website. Information contained in the S&P website is not incorporated by reference in, and should not be considered a part of, this document.

The Index does not reflect the payment of dividends on the stocks included in the Index and therefore the payment on the notes will not produce the same return you would receive if you were able to purchase such underlying stocks and hold them until the maturity date or earlier call.

Computation of the Index

Prior to March 2005, the Market Value of a component stock was calculated as the product of the market price per share and the total number of outstanding shares of the component stock. In March 2004, S&P announced that it would transition the Index to float adjusted market capitalization weights. The transition began in March 2005 and was completed in September 2005. S&P's criteria for selecting stock for the Index was not changed by the shift to float adjustment. However, the adjustment affects each company's weight in the Index (i.e., its Market Value). Currently, S&P calculates the Index based on the total float-adjusted market capitalization of each component stock, where each stock's weight in the Index is proportional to its float-adjusted Market Value.

Under float adjustment, the share counts used in calculating the Index reflect only those shares that are available to investors, not all of a company's outstanding shares. S&P defines three groups of shareholders whose holdings are subject to float adjustment:

- holdings by other publicly traded corporations, venture capital firms, private equity firms, strategic partners, or leveraged buyout groups;
- holdings by government entities, including all levels of government in the U.S. or foreign countries; and
- holdings by current or former officers and directors of the company, founders of the company, or family trusts of officers, directors, or founders, as well as holdings of trusts, foundations, pension funds, employee stock ownership plans or other investment vehicles associated with and controlled by the company.

However, treasury stock, stock options, restricted shares, equity participation units, warrants, preferred stock, convertible stock, and rights are not part of the float. In cases where holdings in a group exceed 10% of the outstanding shares of a company, the holdings of that group are excluded from the float adjusted count of shares to be used in the index calculation. Mutual funds, investment advisory firms, pension funds, or foundations not associated with the company and investment funds in insurance companies, shares of a U.S. company traded in Canada as "exchangeable shares," shares that trust beneficiaries may buy or sell without difficulty or significant additional expense beyond typical brokerage fees, and, if a company has multiple classes of stock outstanding, shares in an unlisted or non-traded class if such shares are convertible by shareholders without undue delay and cost, are also part of the float.

For each stock, an investable weight factor ("IWF") is calculated by dividing the available float shares, defined as the total shares outstanding less shares held in one or more of the three groups listed above where the group holdings exceed 10% of the outstanding shares, by the total shares outstanding. The float-adjusted index is then calculated by dividing the sum of the IWF multiplied by both the price and the total shares outstanding for each stock by an Index divisor (the "Divisor"). For companies with multiple classes of stock, S&P calculates the weighted average IWF for each stock using the proportion of the total company market capitalization of each share class as weights.

As of the date of this term sheet, the Index is also calculated using a base-weighted aggregate methodology: the level of the Index reflects the total Market Value of all the component stocks relative to the Index base period of 1941-43. The daily calculation of the Index is computed by dividing the Market Value of the Index component stocks by a Divisor, which is adjusted from time to time as discussed below.

The simplest capitalization weighted index can be thought of as a portfolio consisting of all available shares of the stocks in the index. While this might track this portfolio's value in dollar terms, it would probably yield an unwieldy number in the trillions. Therefore, the actual number used in the Index is scaled to a more easily handled number, currently in the thousands, by dividing the portfolio Market Value by the Divisor.

Ongoing maintenance of the Index includes monitoring and completing the adjustments for additions and deletions of the constituent companies, share changes, stock splits, stock dividends and stock price adjustments due to company restructurings or spin-offs. Continuity in the level of the Index is maintained by adjusting the Divisor for all changes in the Index constituents' share capital after the base period of 1941-43 with the level of the Index as of the base period set at 10. Some corporate actions, such as stock splits and stock dividends do not require Divisor adjustments because following a stock split or stock dividend, both the stock price and number of shares outstanding are adjusted by S&P so that there is no change in the Market Value of the component stock. All stock split and dividend adjustments are made after the close of trading on the day before the ex-date.



To prevent the level of the Index from changing due to corporate actions, all corporate actions which affect the total Market Value of the Index also require a Divisor adjustment. By adjusting the Divisor for the change in total Market Value, the level of the Index remains constant. This helps maintain the level of the Index as an accurate barometer of stock market performance and ensures that the movement of the Index does not reflect the corporate actions of individual companies in the Index. All Divisor adjustments are made after the close of trading and after the calculation of the closing levels of the Index. As noted in the preceding paragraph, some corporate actions, such as stock splits and stock dividends, require simple changes in the common shares outstanding and the stock prices of the companies in the Index and do not require Divisor adjustments.

The table below summarizes the types of Index maintenance adjustments and indicates whether or not a Divisor adjustment is required.

Type of Corporate Action	Comments	Divisor Adjustment
Company added/deleted	Net change in market value determines Divisor adjustment.	Yes
Change in shares outstanding	Any combination of secondary issuance, share repurchase or buy back—share counts revised to reflect change.	Yes
Stock split	Share count revised to reflect new count. Divisor adjustment is not required since the share count and price changes are offsetting.	No
Spin-off	If spun-off company is not being added to the index, the divisor adjustment reflects the decline in Index Market Value (i.e., the value of the spun-off unit).	Yes
Spin-off	Spun-off company added to the Index, no company removed from the Index.	No
Spin-off	Spun-off company added to the Index, another company removed to keep number of names fixed. Divisor adjustment reflects deletion.	Yes
Change in IWF	Increasing (decreasing) the IWF increases (decreases) the total market value of the index. The Divisor change reflects the change in market value caused by the change to an IWF.	Yes
Special dividend	When a company pays a special dividend the share price is assumed to drop by the amount of the dividend; the divisor adjustment reflects this drop in Index Market Value.	Yes
Rights offering	Each shareholder receives the right to buy a proportional number of additional shares at a set (often discounted) price. The calculation assumes that the offering is fully subscribed. Divisor adjustment reflects increase in market cap measured as the shares issued multiplied by the price paid.	Yes

Each of the corporate events exemplified in the table requiring an adjustment to the Divisor has the effect of altering the Market Value of the component stock and consequently of altering the aggregate Market Value of the Index component stocks (the "Post-Event Aggregate Market Value"). In order that the level of the Index (the "Pre-Event Index Value") not be affected by the altered Market Value (whether increase or decrease) of the affected component stock, a new Divisor ("New Divisor") is derived as follows:

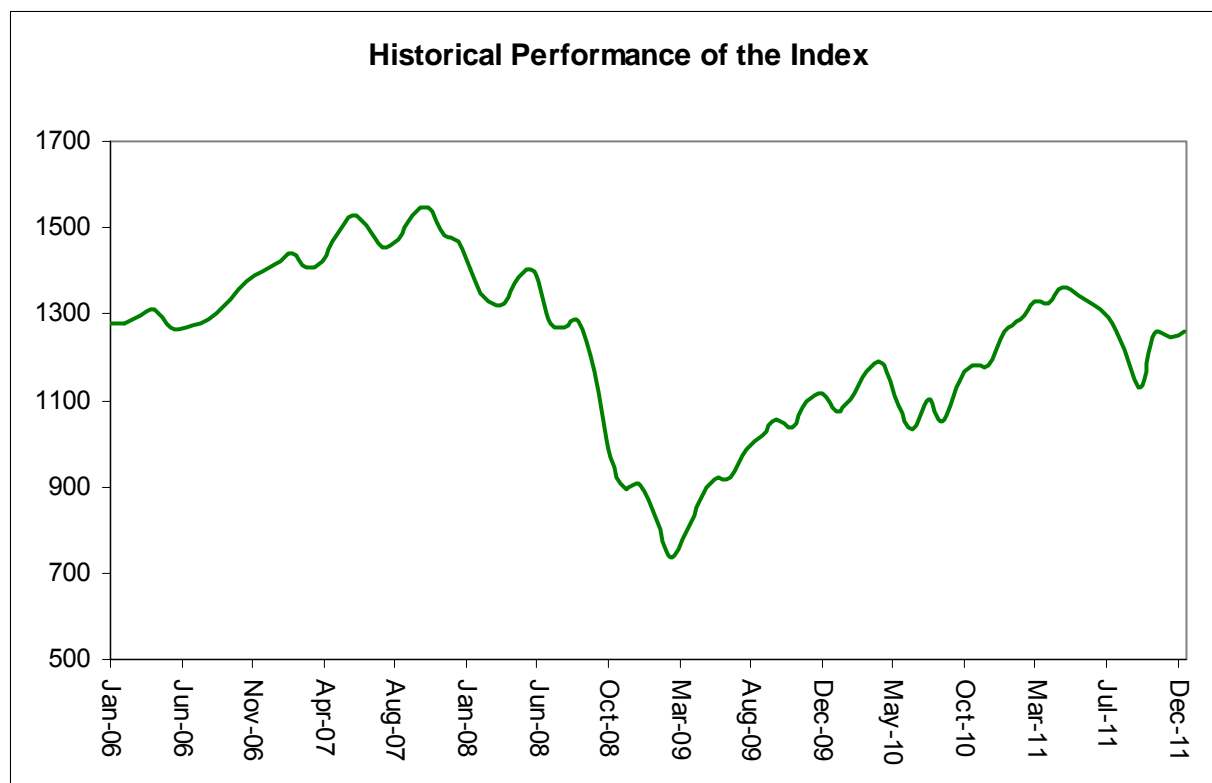
$$\frac{\text{Post-Event Aggregate Market Value}}{\text{New Divisor}} = \text{Pre-Event Index Value}$$

$$\text{New Divisor} = \frac{\text{Post-Event Aggregate Market Value}}{\text{Pre-Event Index Value}}$$

Another large part of the Index maintenance process involves tracking the changes in the number of shares outstanding of each of the companies whose stocks are included in the Index. Four times a year, on a Friday close to the end of each calendar quarter, the share totals of companies in the Index are updated as required by any changes in the number of shares outstanding and then the Index Divisor is adjusted accordingly. In addition, changes in a company's shares outstanding of 5% or more due to mergers, acquisitions, public offerings, private placements, tender offers, Dutch auctions or exchange offers are made as soon as reasonably possible. Other changes of 5% or more (due to, for example, company stock repurchases, redemptions, exercise of options, warrants, conversion of preferred stock, notes, debt, equity participations or other recapitalizations) are made weekly, and are announced on Wednesdays for implementation after the close of trading on the following Wednesday. If a 5% or more change causes a company's IWF to change by 5 percentage points or more (for example from 0.80 to 0.85), the IWF will be updated at the same time as the share change, except IWF changes resulting from partial tender offers will be considered on a case-by-case basis. Changes to an IWF of less than 5 percentage points are implemented at the next IWF review, which occurs annually. In the case of certain rights issuances, in which the number of rights issued and/or terms of their exercise are deemed substantial, a price adjustment and share increase may be implemented immediately.



The following graph sets forth the monthly historical performance of the Index in the period from January 2006 through December 2011. This historical data on the Index is not necessarily indicative of the future performance of the Index or what the value of the notes may be. Any historical upward or downward trend in the level of the Index during any period set forth below is not an indication that the level of the Index is more or less likely to increase or decrease at any time over the term of the notes. On the pricing date, the closing level of the Index was 1,277.30.



Before investing in the notes, you should consult publicly available sources for the levels and trading pattern of the Index.

License Agreement with S&P:

HSBC has entered into a nonexclusive license agreement providing for the license to it, in exchange for a fee, of the right to use indices owned and published by S&P in connection with some products, including the notes.

The notes are not sponsored, endorsed, sold or promoted by S&P or its third party licensors. Neither S&P nor its third party licensors makes any representation or warranty, express or implied, to the owners of the notes or any member of the public regarding the advisability of investing in securities generally or in the notes particularly or the ability of the Index to track general stock market performance. S&P's and its third party licensor's only relationship to HSBC USA Inc. is the licensing of certain trademarks and trade names of S&P and the third party licensors and of the Index which is determined, composed and calculated by S&P or its third party licensors without regard to HSBC USA Inc. or the notes. S&P and its third party licensors have no obligation to take the needs of HSBC USA Inc. or the owners of the notes into consideration in determining, composing or calculating the Index. Neither S&P nor its third party licensors is responsible for and has not participated in the determination of the prices and amount of the notes or the timing of the issuance or sale of the notes or in the determination or calculation of the equation by which the notes are to be converted into cash. S&P has no obligation or liability in connection with the administration, marketing or trading of the notes.

NEITHER STANDARD & POOR'S, ITS AFFILIATES NOR THEIR THIRD PARTY LICENSORS GUARANTEE THE ADEQUACY, ACCURACY, TIMELINESS OR COMPLETENESS OF THE INDEX OR ANY DATA INCLUDED THEREIN OR ANY COMMUNICATIONS, INCLUDING BUT NOT LIMITED TO, ORAL OR WRITTEN COMMUNICATIONS (INCLUDING ELECTRONIC COMMUNICATIONS) WITH RESPECT THERETO. STANDARD & POOR'S, ITS AFFILIATES AND THEIR THIRD PARTY LICENSORS SHALL NOT BE SUBJECT TO ANY DAMAGES OR LIABILITY FOR ANY ERRORS, OMISSIONS OR DELAYS THEREIN. STANDARD & POOR'S MAKES NO EXPRESS OR IMPLIED WARRANTIES, AND EXPRESSLY DISCLAIMS ALL WARRANTIES OF MERCHANTABILITY OR FITNESS FOR A PARTICULAR PURPOSE OR USE WITH RESPECT TO THE MARKS, THE INDEX OR ANY DATA INCLUDED THEREIN. WITHOUT LIMITING ANY OF THE FOREGOING, IN NO EVENT WHATSOEVER SHALL STANDARD & POOR'S, ITS AFFILIATES OR THEIR THIRD PARTY LICENSORS BE LIABLE FOR ANY INDIRECT, SPECIAL, INCIDENTAL, PUNITIVE OR CONSEQUENTIAL DAMAGES, INCLUDING BUT NOT LIMITED TO, LOSS OF PROFITS, TRADING LOSSES, LOST TIME OR GOODWILL, EVEN IF THEY HAVE BEEN ADVISED OF THE POSSIBILITY OF SUCH DAMAGES, WHETHER IN CONTRACT, TORT, STRICT LIABILITY OR OTHERWISE.

"Standard & Poor's[®]", "S&P[®]" and "S&P 500[®]" are trademarks of Standard and Poor's and have been licensed for use by HSBC USA Inc.



Summary Tax Consequences

You should consider the U.S. federal income tax consequences of an investment in the notes, including the following:

- There is no statutory, judicial, or administrative authority directly addressing the characterization of the notes.
- You agree with us (in the absence of an administrative determination, or judicial ruling to the contrary) to characterize and treat the notes for all tax purposes as pre-paid derivative contracts with respect to the Market Measure that requires you to pay us at inception an amount equal to the purchase price of the notes and that entitles you to receive at maturity or upon earlier redemption an amount in cash linked to the level of the Market Measure.
- Under this characterization and tax treatment of the notes, a U.S. Holder (as defined in product supplement STR-1) generally will recognize capital gain or loss upon receipt of a cash payment at maturity or upon a sale, exchange, redemption, retirement or other disposition of the notes. This capital gain or loss generally will be long-term capital gain or loss if you hold the notes for more than one year and otherwise will be short-term capital gain or loss. Accordingly, if the notes are called on the first or second Observation Date, your capital gain or loss generally will be short-term capital gain or loss. The deductibility of capital losses is subject to limitations.
- No assurance can be given that the IRS or any court will agree with this characterization and tax treatment.

You should consult your own tax advisor concerning the U.S. federal income tax consequences to you of acquiring, owning, and disposing of the notes, as well as any tax consequences arising under the laws of any state, local, foreign, or other tax jurisdiction and the possible effects of changes in U.S. federal or other tax laws. See the discussion under the section entitled “U.S. Federal Income Tax Summary” beginning on page S-30 of product supplement STR-1.

Validity of the Notes

In the opinion of Sidley Austin LLP, as counsel to HSBC, when the notes offered by this term sheet have been executed and issued by HSBC and authenticated by the trustee pursuant to the senior indenture referred to in this term sheet, and delivered against payment as contemplated herein, such notes will be valid and binding obligations of HSBC, enforceable in accordance with their terms, subject to applicable bankruptcy, insolvency and similar laws affecting creditors' rights generally, concepts of reasonableness and equitable principles of general applicability (including, without limitation, concepts of good faith, fair dealing and the lack of bad faith), provided that such counsel expresses no opinion as to the effect of fraudulent conveyance, fraudulent transfer or similar provision of applicable law on the conclusions expressed above. This opinion is given as of the date hereof and is limited to the Federal laws of the United States, the laws of the State of New York and the Maryland General Corporation Law as in effect on the date hereof. In addition, this opinion is subject to customary assumptions about the trustee's authorization, execution and delivery of the senior indenture and the genuineness of signatures and certain factual matters, all as stated in the letter of such counsel dated December 14, 2011, which has been filed as an exhibit to a Current Report on Form 8-K filed by HSBC on December 14, 2011.

Additional Terms

You should read this term sheet, together with the documents listed below, which together contain the terms of the notes and supersede all prior or contemporaneous oral statements as well as any other written materials. You should carefully consider, among other things, the matters set forth under “Risk Factors” in the sections indicated on the cover of this term sheet. The notes involve risks not associated with conventional debt securities. We urge you to consult your investment, legal, tax, accounting, and other advisors before you invest in the notes.

You may access the following documents on the SEC Website at www.sec.gov as follows (or if such address has changed, by reviewing our filings for the relevant date on the SEC Website):

- Product supplement STR-1 dated November 22, 2011:
http://www.sec.gov/Archives/edgar/data/83246/000114420411066531/v241330_424b2.htm
- Prospectus supplement dated April 9, 2009:
http://www.sec.gov/Archives/edgar/data/83246/000114420409019785/v145824_424b2.htm
- Prospectus dated April 9, 2009:
<http://www.sec.gov/Archives/edgar/data/83246/000104746909003736/a2192100zs-3asr.htm>

Our Central Index Key, or CIK, on the SEC Website is 83246.

We have filed a registration statement (including a product supplement, a prospectus supplement, and a prospectus) with the SEC for the offering to which this term sheet relates. Before you invest, you should read the product supplement, the prospectus supplement, and the prospectus in that registration statement, and the other documents relating to this offering that we have filed with the SEC for more complete information about us and this offering. You may get these documents without cost by visiting EDGAR on the SEC Website at www.sec.gov. Alternatively, we, any agent or any dealer participating in this offering will arrange to send you the Note Prospectus if you so request by calling MLPF&S toll-free at 1-866-500-5408.



Enhanced Return

MLPF&S classifies certain market-linked investments (the “Market-Linked Investments”) into categories, each with different investment characteristics. The following description is meant solely for informational purposes and is not intended to represent any particular Enhanced Return Market-Linked Investment or guarantee any performance.



Enhanced Return Market-Linked Investments are short- to medium-term investments that offer you a way to enhance exposure to a particular market view without taking on a similarly enhanced level of market downside risk. They can be especially effective in a flat to moderately positive market (or, in the case of bearish investments, a flat to moderately negative market). In exchange for the potential to receive better-than market returns on the linked asset, you must generally accept a degree of market downside risk and capped upside potential. As these investments are not market downside protected, and do not assure full repayment of principal at maturity, you need to be prepared for the possibility that you may lose all or part of your investment.

"Strategic Accelerated Redemption Securities^{®sm}" is the registered service mark of Bank of America Corporation, the parent corporation of MLPF&S.