

Filed Pursuant to Rule 424(b)(2)
 Registration No. 333-158385
 February 19, 2010
PRICING SUPPLEMENT
 (To Prospectus dated April 2, 2009,
 Prospectus Supplement dated April 9, 2009,
 Product Supplement dated April 9, 2009, and
 Underlying Supplement No. 1 dated January 8, 2010 or
 Underlying Supplement No. 2 dated January 11, 2010)

HSBC USA Inc. Accelerated Market Participation Securities™ (“AMPS”)

- ▶ This pricing supplement relates to three separate offerings:
 - \$1,459,000 AMPS™ linked to the S&P 500® Index
 - \$148,000 AMPS™ linked to the Russell 2000® Index
 - \$266,000 AMPS™ linked to the iShares® MSCI Emerging Markets Index Fund
- ▶ 15-month maturity
- ▶ 3x exposure to any positive return in the relevant reference asset, subject to a maximum return
- ▶ 1x exposure to any negative return in the relevant reference asset

The Accelerated Market Participation Securities™ (“AMPS” or, each a “security” and collectively the “securities”) offered hereunder are not deposit liabilities or other obligations of a bank and are not insured by the Federal Deposit Insurance Corporation or any other governmental agency of the United States or any other jurisdiction and include investment risks including possible loss of the principal amount invested due to the credit risk of HSBC USA Inc. The AMPS will not be listed on any U.S. securities exchange or automated quotation system.

Neither the Securities and Exchange Commission nor any state securities commission has approved or disapproved of the securities or passed upon the accuracy or the adequacy of this document, the accompanying prospectus or prospectus supplement. Any representation to the contrary is a criminal offense. We have appointed HSBC Securities (USA) Inc., an affiliate of ours, as the agent for the sale of the securities. See “Supplemental Plan of Distribution (Conflicts of Interest)” on page PS-14 of this pricing supplement.

Investment in the securities involves certain risks. You should refer to “Risk Factors” beginning on page PS-6 of this document, page PS-4 of the accompanying product supplement, page S-3 of the accompanying prospectus supplement, page US-1 of the accompanying underlying supplement no. 1, and page US2-1 of the accompanying underlying supplement no. 2.

	Price to Public	Fees and Commissions ¹	Proceeds to Issuer
Per security / total linked to the S&P 500® Index	\$1,000 / \$1,459,000	\$17.50 / \$25,532.50	\$982.50 / \$1,433,467.50
Per security / total linked to the Russell 2000® Index	\$1,000 / \$148,000	\$17.50 / \$2,590.00	\$982.50 / \$145,410.00
Per security / total linked to the iShares® MSCI Emerging Markets Index Fund	\$1,000 / \$266,000	\$17.50 / \$4,655.00	\$982.50 / \$261,345.00

¹ See “Supplemental Plan of Distribution (Conflicts of Interest)” on page PS-12 of this pricing supplement.

HSBC USA Inc.
Accelerated Market Participation Securities™ (AMPS)



\$1,459,000 Linked to the S&P 500® Index (“SPX”)
 \$148,000 Linked to the Russell 2000® Index (“RTY”)
 \$266,000 Linked to the iShares® MSCI Emerging Markets Index Fund (“EEM”)

All references to “Enhanced Market Participation Notes” in the accompanying product supplement shall refer to these Accelerated Market Participation Securities. Each offering of securities will have the respective terms described in this pricing supplement and the accompanying product supplement, prospectus supplement, prospectus and relevant underlying supplement. If the terms of the securities offered hereby are inconsistent with those described in the accompanying product supplement, prospectus supplement, prospectus or relevant underlying supplement, the terms described in this pricing supplement shall control. **You should be willing to forgo interest and dividend payments during the term of the securities and, if the relevant Reference Return is negative, lose up to 100% of your principal.**

This pricing supplement relates to multiple offerings of securities, each linked to the performance of a specific index or index fund (each index or index fund, a “Reference Asset”). Each of the three offerings of securities is linked to a different index or index fund and each of the three securities has a different Maximum Cap. The performance of each offering of securities does not depend on the performance of any other offering of securities. The purchaser of a security will acquire a senior unsecured debt security of HSBC USA Inc. linked to the relevant Reference Asset as described below. The following key terms relate to the offerings of securities:

Issuer: HSBC USA Inc.
Issuer Rating: AA- (S&P), A1 (Moody’s), AA (Fitch)[†]
Principal amount: \$1,000 per security
Reference asset: The relevant underlying index or index fund, as indicated below

Reference Asset	Ticker	Upside Participation Rate	Maximum Cap	CUSIP/ISIN	Underwriting discounts and commissions per security/total ¹	Proceeds to HSBC USA Inc. per security/total ²
S&P 500® Index	SPX	300%	18.00%	4042K0N35 / US4042K0N358	\$17.50 / \$25,532.50	\$982.50 / \$1,433,467.50
Russell 2000® Index	RTY	300%	23.00%	4042K0N43 / US4042K0N432	\$17.50 / \$2,590.00	\$982.50 / \$145,410.00
iShares® MSCI Emerging Markets Index Fund	EEM	300%	27.00%	4042K0N50 / US4042K0N507	\$17.50 / \$4,655.00	\$982.50 / \$261,345.00

¹ See “Supplemental Plan of Distribution (Conflicts of Interest)” on page PS-12 of this pricing supplement.

² The proceeds to us will depend on the underwriting discounts and commissions and the additional fees we will pay.

Trade Date: February 19, 2010
Pricing Date: February 19, 2010
Original Issue Date: February 24, 2010
Final Valuation Date: May 19, 2011. The Final Valuation Date is subject to adjustment as described under “Additional Terms of the Notes” in the relevant accompanying underlying supplement.
Maturity Date: 3 business days after the Final Valuation Date, which is expected to be May 24, 2011. The Maturity Date is subject to adjustment as described under “Additional Terms of the Notes” in the relevant accompanying underlying supplement.
Payment at Maturity: On the Maturity Date, for each security, we will pay you the Final Settlement Value.

Final Settlement Value:	<p>If the relevant Reference Return is greater than or equal to zero, you will receive a cash payment on the maturity date, per \$1,000 principal amount of securities, equal to the lesser of:</p> <p>(a) \$1,000 + (\$1,000 × Reference Return × Upside Participation Rate)</p> <p>(b) \$1,000 + (\$1,000 × Maximum Cap)</p> <p>If the relevant Reference Return is less than zero, you will receive a cash payment on the maturity date, per \$1,000 principal amount of securities, calculated as follows:</p> <p>\$1,000 + [\$1,000 × (Reference Return)]</p> <p>Under these circumstances, you will lose 1% of the principal amount of your securities for each percentage point that the Reference Return is below zero. For example, if the Reference Return is -30%, you will suffer a 30% loss and receive 70% of the principal amount. If the Reference Return is less than zero, you may lose up to 100% of your investment.</p>
Reference Return:	<p>With respect to each Reference Asset, the quotient, expressed as a percentage, calculated as follows:</p> $\frac{\text{Final Value} - \text{Initial Value}}{\text{Initial Value}}$
Initial Value:	1,109.17 for the securities linked to the SPX, 631.62 for the securities linked to the RTY and \$39.36 for the securities linked to the EEM, in each case the Official Closing Value of the relevant Reference Asset on the relevant Pricing Date.
Final Value:	With respect to each of the SPX and the RTY, the Official Closing Value of such Reference Asset on the Final Valuation Date. With respect to EEM, the Official Closing Value of such Reference Asset on the Final Valuation Date, adjusted by the calculation agent as described under “Additional Terms of the Notes—Antidilution and Reorganization Adjustments” in the accompanying underlying supplement no. 2.
Official Closing Value:	The closing level or closing price, as applicable, of the Reference Asset on any scheduled trading day as determined by the calculation agent based upon the value displayed on the relevant Bloomberg Professional [®] service page (with respect to the SPX, “SPX<Index>”, with respect to the RTY, “RTY <Index>” and with respect to the EEM, “EEM <Equity>”) or, for each Reference Asset, any successor page on Bloomberg Professional [®] service or any successor service, as applicable.
Form of securities:	Book-Entry
Listing:	The securities will not be listed on any U.S. securities exchange or quotation system.

[†] A credit rating reflects the creditworthiness of HSBC USA Inc. and is not a recommendation to buy, sell or hold securities, and it may be subject to revision or withdrawal at any time by the assigning rating organization. The securities themselves have not been independently rated. Each rating should be evaluated independently of any other rating.

We have appointed HSBC Securities (USA) Inc., an affiliate of ours, as the agent for the sale of the securities. HSBC Securities (USA) Inc. will purchase the securities from us for distribution to other registered broker dealers or will offer the securities directly to investors. We may use this pricing supplement in the initial sale of securities. In addition, HSBC Securities (USA) Inc. or another of its affiliates or agents may use this pricing supplement in market-making transactions in any securities after their initial sale. **Unless we or our agent informs you otherwise in the confirmation of sale, this pricing supplement is being used in a market-making transaction.** See “Supplemental Plan of Distribution (Conflicts of Interest)” on page PS-12 of this pricing supplement.

GENERAL

This pricing supplement relates to three separate security offerings, each linked to a different Reference Asset identified on the cover page. The purchaser of a security will acquire a senior unsecured debt security of HSBC USA Inc. linked to a single Reference Asset. Although each offering of securities relates to a Reference Asset identified on the cover page, you should not construe that fact as a recommendation as to the merits of acquiring an investment linked to such Reference Asset or any component security included in such Reference Asset or as to the suitability of an investment in the securities.

You should read this document together with the prospectus dated April 2, 2009, the prospectus supplement dated April 9, 2009, the product supplement dated April 9, 2009, and either underlying supplement no. 1 dated January 8, 2010 (for securities linked to SPX or RTY) or underlying supplement no. 2 dated January 11, 2010 (for securities linked to EEM), as applicable. All references to "Enhanced Market Participation Notes" in the accompanying product supplement shall refer to these Accelerated Market Participation Securities. If the terms of the securities offered hereby are inconsistent with those described in the accompanying product supplement, prospectus supplement, prospectus, or relevant underlying supplement, the terms described in this pricing supplement shall control. You should carefully consider, among other things, the matters set forth in "Risk Factors" beginning on page PS-6 of this pricing supplement, page PS-4 of the product supplement, page S-3 of the prospectus supplement and either page US1-1 of underlying supplement no. 1 or page US2-1 of underlying supplement no. 2 as applicable, as the securities involve risks not associated with conventional debt securities. We urge you to consult your investment, legal, tax, accounting and other advisers before you invest in the securities. As used herein, references to the "Issuer", "HSBC", "we", "us" and "our" are to HSBC USA Inc.

HSBC has filed a registration statement (including a prospectus, a prospectus supplement and product supplement) with the US Securities and Exchange Commission ("SEC") for the offering to which this pricing supplement relates. Before you invest, you should read the prospectus and prospectus supplement in that registration statement and other documents HSBC has filed with the SEC for more complete information about HSBC and this offering. You may get these documents for free by visiting EDGAR on the SEC's web site at www.sec.gov. Alternatively, HSBC Securities (USA) Inc. or any dealer participating in this offering will arrange to send you the prospectus, prospectus supplement and product supplement if you request them by calling toll-free 1-866-811-8049.

You may also obtain:

- ▶ The product supplement at: http://www.sec.gov/Archives/edgar/data/83246/000114420409019791/v145840_424b2.htm
- ▶ The prospectus supplement at: http://www.sec.gov/Archives/edgar/data/83246/000114420409019785/v145824_424b2.htm
- ▶ The prospectus at: <http://www.sec.gov/Archives/edgar/data/83246/000104746909003736/a2192100zs-3asr.htm>

For securities linked to SPX or RTY:

- ▶ The underlying supplement no. 1 at: http://www.sec.gov/Archives/edgar/data/83246/000114420410001030/v170879_424b2.htm

For securities linked to EEM:

- ▶ The underlying supplement no. 2 at: http://www.sec.gov/Archives/edgar/data/83246/000114420410001371/v171070_424b2.htm

PAYMENT AT MATURITY

On the maturity date, for each security you hold, we will pay you the Final Settlement Value, which is an amount in cash, as described below:

If the relevant Reference Return is greater than or equal to zero, you will receive a cash payment on the maturity date, per \$1,000 principal amount of securities, equal to the lesser of:

- (a) $\$1,000 + (\$1,000 \times \text{Reference Return} \times \text{Upside Participation Rate})$
- (b) $\$1,000 + (\$1,000 \times \text{Maximum Cap})$

If the relevant Reference Return is less than zero, you will receive a cash payment on the Maturity Date, per \$1,000 principal amount of securities, calculated as follows:

$$\$1,000 + [\$1,000 \times (\text{Reference Return})]$$

Under these circumstances, you will lose 1% of the principal amount of your securities for each percentage point that the Reference Return is below zero. For example, if the Reference Return is -30%, you will suffer a 30% loss and receive 70% of the principal amount. **You should be aware that if the relevant Reference Return is less than zero, you may lose up to 100% of your investment.**

Interest

The securities will not pay periodic interest.

Calculation Agent

We or one of our affiliates will act as calculation agent with respect to the securities.

Trustee

Notwithstanding anything contained in the accompanying prospectus supplement or product supplement to the contrary, the securities will be issued under the senior indenture dated March 31, 2009, between HSBC USA Inc., as Issuer, and Wells Fargo Bank, National Association, as trustee. Such indenture has substantially the same terms as the indenture described in the accompanying prospectus supplement.

Paying Agent

Notwithstanding anything contained in the accompanying prospectus supplement or product supplement to the contrary, HSBC Bank USA, N.A. will act as paying agent with respect to the Securities pursuant to a Paying Agent and Securities Registrar Agreement dated June 1, 2009, between HSBC USA Inc. and HSBC Bank USA, N.A.

Reference Sponsor and Reference Issuer

With respect to securities linked to the SPX, Standard and Poor's Financial Services LLC, a subsidiary of The McGraw-Hill Companies, Inc., is the reference sponsor. With respect to securities linked to RTY, the Russell Investment Group is the reference sponsor. With respect to securities linked to the EEM, the reference issuer is iShares, Inc.

INVESTOR SUITABILITY

The securities may be suitable for you if:

- ▶ You seek an investment with an enhanced return linked to the potential positive performance of the relevant Reference Asset and you believe the value of such Reference Asset will increase over the term of the securities
- ▶ You are willing to invest in the securities based on the Maximum Cap indicated herein with respect to that security offering, which may limit your return at maturity
- ▶ You are willing to make an investment that is exposed to the negative Reference Return on a 1-to-1 basis for each percentage point that the relevant Reference Return is less than zero
- ▶ You are willing to forego dividends or other distributions paid to holders of stocks comprising the relevant Reference Asset, or the Reference Asset itself, as applicable
- ▶ You do not seek current income from your investment
- ▶ You do not seek an investment for which there is an active secondary market
- ▶ You are willing to hold the securities to maturity
- ▶ You are comfortable with the creditworthiness of HSBC, as issuer of the securities

The securities may not be suitable for you if:

- ▶ You believe the relevant Reference Return will be negative on the Final Valuation Date or that the relevant Reference Return will not be sufficiently positive to provide you with your desired return
- ▶ You are unwilling to invest in the securities based on the Maximum Cap indicated herein with respect to that security offering, which may limit your return at maturity
- ▶ You are unwilling to make an investment that is exposed to the negative Reference Return on a 1-to-1 basis for each percentage point that the relevant Reference Return is below zero
- ▶ You seek an investment that provides some level of principal protection
- ▶ You prefer the lower risk, and therefore accept the potentially lower returns, of fixed income investments with comparable maturities issued by HSBC or another issuer with a similar credit rating
- ▶ You prefer to receive the dividends or other distributions paid on any stocks comprising the relevant Reference Asset, or the Reference Asset itself, as applicable
- ▶ You seek current income from your investment
- ▶ You seek an investment for which there will be an active secondary market
- ▶ You are unable or unwilling to hold the securities to maturity
- ▶ You are not willing or are unable to assume the credit risk associated with HSBC, as issuer of the securities

RISK FACTORS

We urge you to read the section “Risk Factors” on page S-3 in the accompanying prospectus supplement, on page PS-4 of the accompanying product supplement and on either page US1-1 of underlying supplement no. 1 or page US2-2 of underlying supplement no. 2, as applicable. Investing in the securities is not equivalent to investing directly in any of the stocks comprising the relevant Reference Asset or the Reference Asset itself, as applicable. You should understand the risks of investing in the securities and should reach an investment decision only after careful consideration, with your advisers, of the suitability of the securities in light of your particular financial circumstances and the information set forth in this pricing supplement and the accompanying product supplement, prospectus supplement and prospectus.

In addition to the risks discussed below, you should review “Risk Factors” in the accompanying prospectus supplement, product supplement and relevant underlying supplement including the explanation of risks relating to the securities described in the following sections:

- ▶ “— Risks Relating to All Note Issuances” in the prospectus supplement;
- ▶ “— Additional Risks Relating to Notes with an Equity Security or Equity Index as the Reference Asset” in the prospectus supplement;

If your securities are linked to RTY:

- ▶ “— There are Risks Associated With Small-Capitalization Stocks” in underlying supplement no. 1;

If your securities are linked to EEM:

- ▶ “— Additional Risks Relating to Notes Linked to the Performance of Exchange-Traded Funds” in the product supplement;
- ▶ “— The Notes are Subject to Currency Exchange Risk” in underlying supplement no. 2;
- ▶ “— Risks Associated with Foreign Securities Markets” in underlying supplement no. 2; and
- ▶ “— There are Risks Associated with Emerging Markets” in underlying supplement no. 2.

You will be subject to significant risks not associated with conventional fixed-rate or floating-rate debt securities.

Your investment in the securities may result in a loss.

You will be exposed to the decline in the Final Value from the Initial Value. Accordingly, if the relevant Reference Return is less than zero, your payment at maturity will be less than the principal amount of your securities. You may lose up to 100% of your investment at maturity if the Reference Return is negative.

The appreciation on the securities is limited by the relevant Maximum Cap.

You will not participate in any appreciation in the value of the relevant Reference Asset (as magnified by the Upside Participation Rate) beyond the relevant Maximum Cap. The Maximum Cap is 18.00% with respect to securities linked to the SPX, 23.00% with respect to securities linked to the RTY, and 27.00% with respect to securities linked to the EEM. You will not receive a return on the securities greater than the relevant Maximum Cap.

Credit risk of HSBC USA Inc.

The securities are senior unsecured debt obligations of the issuer, HSBC, and are not, either directly or indirectly, an obligation of any third party. Any payment to be made on the securities, including any principal protection at maturity, depends on the ability of HSBC to satisfy its obligations as they come due. As a result, the actual and perceived creditworthiness of HSBC may affect the market value of the securities and, in the event HSBC were to default on its obligations, you may not receive the amounts owed to you under the terms of the securities.

The securities will not bear interest.

As a holder of the securities, you will not receive periodic interest payments.

Changes that affect the relevant reference asset will affect the market value of the securities and the amount you will receive at maturity.

The policies of the reference sponsor of the relevant Reference Asset concerning additions, deletions and substitutions of the constituents comprising such Reference Asset and the manner in which the reference sponsor takes account of certain changes

affecting those constituents included in such Reference Asset may affect the value of such Reference Asset. The policies of the reference sponsor with respect to the calculation of the relevant Reference Asset could also affect the value of such Reference Asset. The reference sponsor may discontinue or suspend calculation or dissemination of its relevant Reference Asset. Any such actions could affect the value of the securities.

Please read and pay particular attention to the section “Additional Risks Relating to Notes with an Equity Security or Equity Index as the Reference Asset” in the accompanying prospectus supplement.

The securities are not insured by any governmental agency of the United States or any other jurisdiction.

The securities are not deposit liabilities or other obligations of a bank and are not insured by the Federal Deposit Insurance Corporation or any other governmental agency or program of the United States or any other jurisdiction. An investment in the securities is subject to the credit risk of HSBC, and in the event that HSBC is unable to pay its obligations as they become due, you may not receive the full payment at maturity of the securities.

Certain built-in costs are likely to adversely affect the value of the securities prior to maturity.

While the payment at maturity described in this pricing supplement is based on the full principal amount of your securities, the original issue price of the securities includes the placement agent’s commission and the estimated cost of HSBC hedging its obligations under the securities. As a result, the price, if any, at which HSBC Securities (USA) Inc. will be willing to purchase securities from you in secondary market transactions, if at all, will likely be lower than the original issue price, and any sale prior to the maturity date could result in a substantial loss to you. The securities are not designed to be short-term trading instruments. Accordingly, you should be able and willing to hold your securities to maturity.

The securities lack liquidity.

The securities will not be listed on any securities exchange. HSBC Securities (USA) Inc. is not required to offer to purchase the securities in the secondary market, if any exists. Even if there is a secondary market, it may not provide enough liquidity to allow you to trade or sell the securities easily. Because other dealers are not likely to make a secondary market for the securities, the price at which you may be able to trade your securities is likely to depend on the price, if any, at which HSBC Securities (USA) Inc. is willing to buy the securities.

Potential conflicts.

HSBC and its affiliates play a variety of roles in connection with the issuance of the securities, including acting as calculation agent and hedging our obligations under the securities. In performing these duties, the economic interests of the calculation agent and other affiliates of ours are potentially adverse to your interests as an investor in the securities. We will not have any obligation to consider your interests as a holder of the securities in taking any action that might affect the value of your securities.

Uncertain tax treatment.

For a discussion of certain of the U.S. federal income tax consequences of your investment in a security, please see the discussion under “Certain U.S. Federal Income Tax Considerations” herein, the discussion under “Certain U.S. Federal Income Tax Considerations” in the accompanying product supplement and the discussion under “Certain U.S. Federal Income Tax Considerations” in the accompanying prospectus supplement.

ILLUSTRATIVE EXAMPLES

The following table and examples are provided for illustrative purposes only and are hypothetical. They do not purport to be representative of every possible scenario concerning increases or decreases in the value of the relevant Reference Asset relative to its Initial Value. We cannot predict the Final Value of the relevant Reference Asset on the Final Valuation Date. The assumptions we have made in connection with the illustrations set forth below may not reflect actual events. You should not take this illustration or these examples as an indication or assurance of the expected performance of the relevant Reference Asset to which your securities are linked or return on the securities. With respect to the securities, the Final Settlement Value may be less than the amount that you would have received from a conventional debt security with the same stated maturity, including those issued by HSBC. The numbers appearing in the table below and following examples have been rounded for ease of analysis.

The table below illustrates the payment at maturity on a \$1,000 investment in securities for a hypothetical range of performance for the relevant Reference Return from -100% to +100%. The following results are based solely on the assumptions outlined below. The "Hypothetical Return on the Security" as used below is the number, expressed as a percentage, that results from comparing the Payment at Maturity per \$1,000 principal amount security to \$1,000. The potential returns described here assume that your securities are held to maturity. You should consider carefully whether the securities are suitable to your investment goals.

The following table and examples assume the following:

- ▶ Principal Amount: \$1,000
- ▶ Upside Participation Rate: 300%
- ▶ Hypothetical Maximum Cap: 18.00% (The actual Maximum Cap, with respect to the securities linked to the SPX, is 18.00%, with respect to the securities linked to the RTY, is 23.00%, and with respect to the securities linked to the EEM, is 27.00%)

The Initial Value and the actual Maximum Cap pertaining to each offering of securities will be determined on the relevant Pricing Date.

Hypothetical Reference Return	Hypothetical Payment at Maturity	Hypothetical Return on the Security
100.00%	\$1,180.00	18.00%
80.00%	\$1,180.00	18.00%
60.00%	\$1,180.00	18.00%
40.00%	\$1,180.00	18.00%
20.00%	\$1,180.00	18.00%
15.00%	\$1,180.00	18.00%
10.00%	\$1,180.00	18.00%
5.00%	\$1,150.00	15.00%
2.00%	\$1,060.00	6.00%
1.00%	\$1,030.00	3.00%
0.00%	\$1,000.00	0.00%
-1.00%	\$990.00	-1.00%
-2.00%	\$980.00	-2.00%
-5.00%	\$950.00	-5.00%
-10.00%	\$900.00	-10.00%
-15.00%	\$850.00	-15.00%
-20.00%	\$800.00	-20.00%
-40.00%	\$600.00	-40.00%
-60.00%	\$400.00	-60.00%
-80.00%	\$200.00	-80.00%
-100.00%	\$0.00	-100.00%

The following examples indicate how the final settlement value would be calculated with respect to a hypothetical \$1,000 investment in the securities.

Example 1: The relevant Reference Return is 5.00%.

Reference Return:	5.00%
Final Settlement Value:	\$1,150.00

Because the relevant Reference Return is positive, and such Reference Return multiplied by the Upside Participation Rate is less than the hypothetical Maximum Cap, the Final Settlement Value would be \$1,150.00 per \$1,000 principal amount of securities calculated as follows:

$$\begin{aligned} & \$1,000 + (\$1,000 \times \text{Reference Return} \times \text{Upside Participation Rate}) \\ &= \$1,000 + (\$1,000 \times 5.00\% \times 300\%) \\ &= \$1,150.00 \end{aligned}$$

Example 1 shows that you will receive the return of your principal investment plus a return equal to the relevant Reference Return multiplied by 300% when such Reference Return is positive and if such amount is equal to or less than the relevant Maximum Cap.

Example 2: The relevant Reference Return is 10.00%.

Reference Return:	10.00%
Final Settlement Value:	\$1,180.00

Because the relevant Reference Return is positive, and such Reference Return multiplied by the Upside Participation Rate is greater than the hypothetical Maximum Cap, the Final Settlement Value would be \$1,180.00 per \$1,000 principal amount of securities calculated as follows:

$$\begin{aligned} & \$1,000 + (\$1,000 \times \text{Maximum Cap}) \\ &= \$1,000 + (\$1,000 \times 18.00\%) \\ &= \$1,180.00 \end{aligned}$$

Example 2 shows that you will receive the return of your principal investment plus a return equal to the Maximum Cap when the relevant Reference Return is positive and if such Reference Return multiplied by 300% exceeds the relevant Maximum Cap.

Example 3: The relevant Reference Return is -30.00%.

Reference Return:	-30.00%
Final Settlement Value:	\$700.00

Because the Reference Return is less than zero, the Final Settlement Value would be \$700.00 per \$1,000 principal amount of securities calculated as follows:

$$\begin{aligned} & \$1,000 + [\$1,000 \times \text{Reference Return}] \\ &= \$1,000 + [\$1,000 \times -30.00\%] \\ &= \$700.00 \end{aligned}$$

Example 3 shows that you are exposed to a 1% loss to your principal amount for each percentage point that the relevant Reference Return is below zero. YOU MAY LOSE UP TO 100% OF THE PRINCIPAL AMOUNT OF YOUR SECURITIES.

INFORMATION RELATING TO THE SECURITIES LINKED TO THE S&P 500® INDEX (“SPX”)

The disclosure relating to the SPX contained below relates only to the offering of securities linked to the SPX.

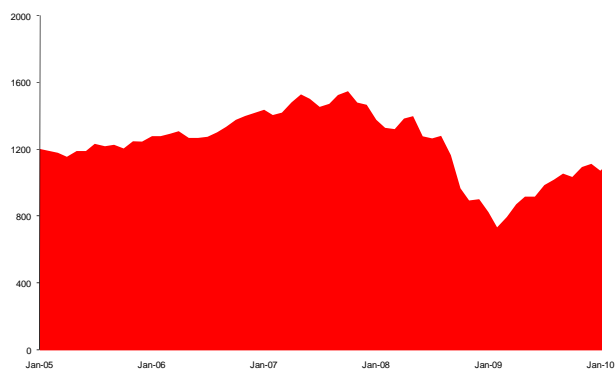
Description of the SPX

The SPX is a capitalization-weighted index of 500 U.S. stocks. It is designed to measure performance of the broad domestic economy through changes in the aggregate market value of 500 stocks representing all major industries.

For more information about the SPX, see “The S&P 500® Index” on page US1-4 of the accompanying underlying supplement no. 1.

Historical Performance of the SPX

The following graph sets forth the historical performance of the SPX based on the monthly historical closing levels from January 31, 2005 through February 19, 2010. The closing level for the SPX on February 19, 2010 was 1,109.17. We obtained the closing levels below from Bloomberg Professional® service. We make no representation or warranty as to the accuracy or completeness of the information obtained from Bloomberg Professional® service.



The historical levels of the SPX should not be taken as an indication of future performance, and no assurance can be given as to the SPX closing level on the Final Valuation Date.

INFORMATION RELATING TO THE SECURITIES LINKED TO THE RUSSELL 2000® INDEX (“RTY”)

The disclosure relating to the RTY contained below relates only to the offering of securities linked to the RTY.

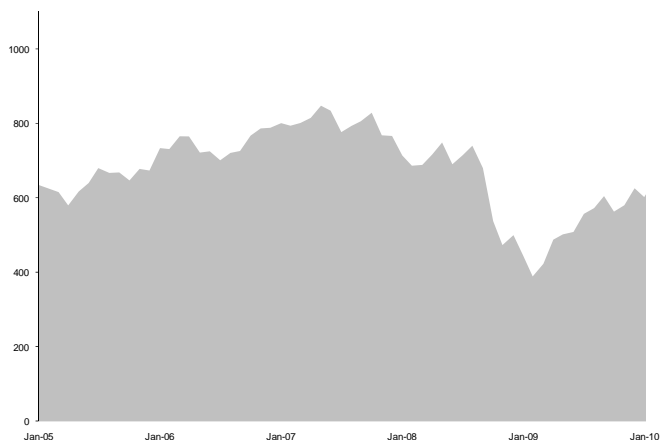
Description of the RTY

RTY is designed to track the performance of the small capitalization segment of the United States equity market. All 2,000 stocks are traded on the New York Stock Exchange or NASDAQ, and RTY consists of the smallest 2,000 companies included in the Russell 3000® Index. The Russell 3000® Index is composed of the 3,000 largest United States companies as determined by market capitalization and represents approximately 98% of the United States equity market.

For more information about the RTY, see “The Russell 2000® Index” on page US1-6 of the accompanying underlying supplement no. 1.

Historical Performance of the RTY

The following graph sets forth the historical performance of the RTY based on the monthly historical closing levels from January 31, 2005 through February 19, 2010. The closing level for the RTY on February 19, 2010 was 631.62. We obtained the closing levels below from Bloomberg Professional® service. We make no representation or warranty as to the accuracy or completeness of the information obtained from Bloomberg Professional® service.



The historical levels of the RTY should not be taken as an indication of future performance, and no assurance can be given as to the RTY closing level on the Final Valuation Date.

INFORMATION RELATING TO THE SECURITIES LINKED TO THE iSHARES[®] MSCI EMERGING MARKETS INDEX FUND (“EEM”)

The disclosure relating to the EEM contained below relates only to the offering of securities linked to the EEM.

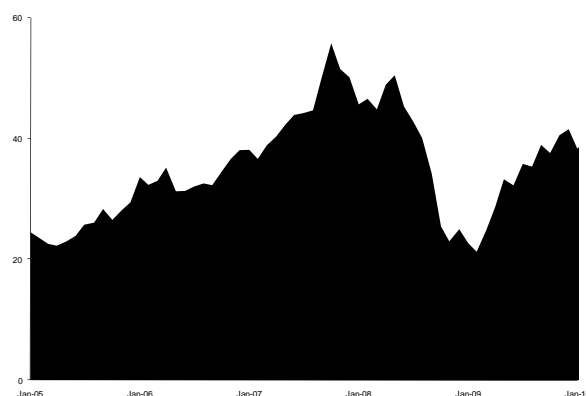
Description of the EEM

The EEM seeks investment results that correspond generally to the price and yield performance, before fees and expenses, of the MSCI Emerging Markets Index. The Emerging Markets Index is intended to measure the performance of equity markets in the global emerging markets. As of February 19, 2010, the MSCI Emerging Markets Index consisted of the following 22 component country indices: Brazil, Chile, China, Colombia, Czech Republic, Egypt, Hungary, India, Indonesia, Israel, Korea, Malaysia, Mexico, Morocco, Peru, Philippines, Poland, Russia, South Africa, Taiwan, Thailand and Turkey.

For more information about the EEM, see “The iShares[®] MSCI Emerging Markets Index Fund” on page US2-17 of the accompanying underlying supplement no. 2.

Historical Performance of the EEM

The following graph sets forth the historical performance of the EEM based on the monthly historical closing prices from January 31, 2005 through February 19, 2010. The closing price for the EEM on February 19, 2010 was \$39.36. We obtained the closing prices below from Bloomberg Professional[®] service. We make no representation or warranty as to the accuracy or completeness of the information obtained from Bloomberg Professional[®] service.



The historical prices of the EEM should not be taken as an indication of future performance, and no assurance can be given as to the EEM closing price on the Final Valuation Date.

<u>Quarter Begin</u>	<u>Quarter End</u>	<u>Quarterly High</u>	<u>Quarterly Low</u>	<u>Quarterly Close</u>
1/3/2005	3/31/05	\$24.72	\$21.18	\$22.54
4/1/2005	6/30/05	\$24.39	\$21.53	\$23.83
7/1/2005	9/30/05	\$28.38	\$23.67	\$28.32
10/3/2005	12/30/05	\$30.00	\$24.95	\$29.40
1/3/2006	3/31/06	\$33.79	\$30.00	\$33.02
4/3/2006	6/30/06	\$37.08	\$27.12	\$31.23
7/3/2006	9/29/06	\$33.33	\$29.03	\$32.29
10/2/2006	12/29/06	\$38.26	\$31.63	\$38.10
1/3/2007	3/30/07	\$39.85	\$34.52	\$38.75
4/2/2007	6/29/07	\$44.62	\$38.74	\$43.82
7/2/2007	9/28/07	\$50.49	\$37.15	\$49.78
10/1/2007	12/31/07	\$55.83	\$47.22	\$50.10
1/2/2008	3/31/08	\$50.75	\$40.68	\$44.79
4/1/2008	6/30/08	\$52.48	\$44.43	\$45.19
7/1/2008	9/30/08	\$44.76	\$30.88	\$34.53
10/1/2008	12/31/08	\$34.29	\$18.22	\$24.97
1/2/2009	3/31/09	\$27.28	\$19.87	\$24.81
4/1/2009	6/30/09	\$34.88	\$24.72	\$32.23
7/1/2009	9/30/09	\$39.51	\$30.25	\$38.91
10/1/2009	12/31/09	\$42.51	\$37.29	\$41.50
1/4/2010*	2/19/10*	\$43.47	\$36.19	\$39.36

* As of the date of this pricing supplement available information for the first calendar quarter of 2010 includes data for the period from January 4, 2010 through February 19, 2010. Accordingly, the “Quarterly High,” “Quarterly Low” and “Quarterly Close” data indicated are for this shortened period only and do not reflect complete data for the first calendar quarter of 2010. The closing price of EEM on February 19, 2010 was \$39.36.

SUPPLEMENTAL PLAN OF DISTRIBUTION (CONFLICTS OF INTEREST)

We have appointed HSBC Securities (USA) Inc., an affiliate of HSBC, as the agent for the sale of the securities. Pursuant to the terms of a distribution agreement, HSBC Securities (USA) Inc. will purchase the securities from HSBC for distribution to other registered broker dealers or will offer the securities directly to investors. HSBC Securities (USA) Inc. will offer the securities at the offering price set forth on the cover page of this pricing supplement and will receive underwriting discounts and commissions of between 1.25% and 1.75%, or between \$12.50 and \$17.50, per \$1,000 principal amount of securities. HSBC Securities (USA) Inc. may re-allow up to the full amount of the selling concession per \$1,000 principal amount of securities on sales of such securities by other brokers or dealers and may pay referral fees to other broker-dealers of up to 0.50%, or \$5.00, per \$1,000 principal amount of securities.

An affiliate of HSBC has paid or may pay in the future an amount to broker dealers in connection with the costs of the continuing implementation of systems to support these securities.

In addition, HSBC Securities (USA) Inc. or another of its affiliates or agents may use this pricing supplement in market-making transactions after the initial sale of the securities, but is under no obligation to do so and may discontinue any market-making activities at any time without notice.

See 'Supplemental Plan of Distribution' on page S-52 in the prospectus supplement.

CERTAIN U.S. FEDERAL INCOME TAX CONSIDERATIONS

There is no direct legal authority as to the proper tax treatment of the securities, and therefore significant aspects of the tax treatment of the securities are uncertain as to both the timing and character of any inclusion in income in respect of the securities. Under one approach, a security should be treated as a pre-paid forward or other executory contract with respect to the relevant Reference Asset. We intend to treat the securities consistent with this approach. Pursuant to the terms of the securities, you agree to treat the securities under this approach for all U.S. federal income tax purposes. Notwithstanding any disclosure in the accompanying product supplement to the contrary, our special U.S. tax counsel in this transaction is Sidley Austin LLP. Subject to the limitations described therein, and based on certain factual representations received from us, in the opinion of our special U.S. tax counsel, Sidley Austin LLP, it is reasonable to treat a security as a pre-paid forward or other executory contract with respect to the relevant Reference Asset. Pursuant to this approach and subject to the discussion below regarding "constructive ownership transactions", we do not intend to report any income or gain with respect to the securities prior to their maturity or an earlier sale or exchange and we intend to treat any gain or loss upon maturity or an earlier sale or exchange as long-term capital gain or loss, provided that you have held the security for more than one year at such time for U.S. federal income tax purposes.

Despite the forgoing, U.S. holders (as defined under "Certain U.S. Federal Income Tax Considerations" in the accompanying prospectus supplement) should be aware that the Internal Revenue Code of 1986, as amended (the "Code") contains a provision, Section 1260 of the Code, which sets forth rules which are applicable to what it refers to as "constructive ownership transactions." Due to the manner in which it is drafted, the precise applicability of Section 1260 of the Code to any particular transaction is often uncertain. In general, a "constructive ownership transaction" includes a contract under which an investor will receive payment equal to or credit for the future value of any equity interest in a regulated investment company (such as shares of the EEM (the "Underlying Shares")). Under the "constructive ownership" rules, if an investment in the securities is treated as a "constructive ownership transaction," any long-term capital gain recognized by a U.S. holder in respect of a security will be recharacterized as ordinary income to the extent such gain exceeds the amount of "net underlying long-term capital gain" (as defined in Section 1260 of the Code) of the U.S. holder determined as if the U.S. holder had acquired the Underlying Shares on the original issue date of the security at fair market value and sold them at fair market value on the maturity date (if the security was held until the maturity date) or on the date of sale or exchange of the security (if the security was sold or exchanged prior to the maturity date) (the "Excess Gain"). In addition, an interest charge will also apply to any deemed underpayment of tax in respect of any Excess Gain to the extent such gain would have resulted in gross income inclusion for the U.S. holder in taxable years prior to the taxable year of the sale, exchange or maturity of the security (assuming such income accrued at a constant rate equal to the applicable federal rate as of the date of sale, exchange or maturity of the security).

Although the matter is not clear, there exists a risk that an investment in the securities linked to the EEM will be treated as a "constructive ownership transaction." If such treatment applies, it is not entirely clear to what extent any long-term capital gain recognized by a U.S. holder in respect of a security linked to the EEM will be recharacterized as ordinary income. It is possible, for example, that the amount of the Excess Gain (if any) that would be recharacterized as ordinary income in respect of each security linked to the EEM will equal the excess of (i) any long-term capital gain recognized by the U.S. holder in respect of such a security over (ii) the "net underlying long-term capital gain" such U.S. holder would have had if such U.S. holder had acquired a number of the Underlying Shares at fair market value on the original issue date of such security for an amount equal to the "issue price" of the security and, upon the date of sale, exchange or maturity of the security, sold such Underlying Shares at fair market value (which would reflect the percentage increase in the value of the Underlying Shares over the term of the security). Accordingly, U.S. holders should consult their tax advisors regarding the potential application of the "constructive ownership" rules.

We will not attempt to ascertain whether any of the entities whose stock is included in, or owned by, the relevant Reference Asset, as the case may be, would be treated as a passive foreign investment company ("PFIC") or United States real property holding corporation ("USRPHC"), both as defined for U.S. federal income tax purposes. If one or more of the entities whose stock is included in, or owned by, the relevant Reference Asset, as the case may be, were so treated, certain adverse U.S. federal income tax consequences might apply. You should refer to information filed with the SEC and other authorities by the entities whose stock is included in, or owned by, the relevant Reference Asset, as the case may be, and consult your tax advisor regarding the possible consequences to you if one or more of the entities whose stock is included in, or owned by, the relevant Reference Asset, as the case may be, is or becomes a PFIC or a USRPHC.

For a discussion of certain of the U.S. federal income tax consequences of your investment in a security, please see the discussion under "Certain U.S. Federal Income Tax Considerations" in the accompanying product supplement and the discussion under "Certain U.S. Federal Income Tax Considerations" in the accompanying prospectus supplement.

TABLE OF CONTENTS
Pricing Supplement

General	PS-4
Payment at Maturity	PS-4
Investor Suitability	PS-5
Risk Factors	PS-6
Illustrative Examples	PS-8
Information Relating to the Securities Linked to the S&P 500® Index	PS-10
Information Relating to the Securities Linked to the Russell 2000® Index	PS-10
Information Relating to the Securities Linked to the Shares® MSCI Emerging Markets Index Fund	PS-11
Supplemental Plan of Distribution (Conflicts of Interest)	PS-12
Certain U.S. Federal Income Tax Considerations	PS-12
Underlying Supplement No. 1	
Risk Factors	US1-1
The S&P 500® Index	US1-4
The Russell 2000® Index	US1-6
The Dow Jones Industrial Average SM	US1-9
The Hang Seng China Enterprises Index®	US1-11
The Hang Seng® Index	US1-13
The Korea Stock Price Index 200	US1-15
The MSCI Singapore Index SM	US1-18
The MSCI Taiwan Index SM	US1-22
The Dow Jones EURO STOXX 50® Index	US1-26
The PHLX Housing Sector SM Index	US1-29
The TOPIX® Index	US1-33
The NASDAQ-100 Index®	US1-36
S&P BRIC 40 Index	US1-40
The Nikkei 225 Index	US1-43
The FTSE™ 100 Index	US1-45
The MSCI EAFE® Index	US1-47
The MSCI Emerging Markets Index	US1-52
Other Components	US1-57
Additional Terms of the Notes	US1-57
Underlying Supplement No. 2	
Risk Factors	US2-1
The DIAMONDS® Trust, Series 1	US2-7
The POWERSHARES QQQ TRUST SM , SERIES 1	US2-9
The iShares® MSCI Mexico Investable Market Index Fund	US2-13
The iShares® MSCI Brazil Index Fund	US2-15
The iShares® MSCI Emerging Markets Index Fund	US2-17
The iShares® MSCI EAFE Index Fund	US2-20
The SPDR Trust Series 1	US2-23
The Market Vectors Gold Miners ETF	US2-26
The Oil Service HOLDERS SM Trust	US2-30
The iShares® Dow Jones U.S. Real Estate Index Fund	US2-32
The iShares® FTSE/Xinhua China 25 Index Fund	US2-36
The iShares® S&P Latin America 40 Index Fund	US2-39
The Financial Select Sector SPDR® Fund	US2-42
The Semiconductor HOLDERS SM Trust	US2-46
The iShares® Dow Jones Transportation Average Index Fund	US2-48
The Energy Select SPDR® Fund	US2-50
The Health Care Select SPDR® Fund	US2-53
Other Components	US2-56
Additional Terms of the Notes	US2-56
Product Supplement	
Notice to Investors	PS-1
Product Supplement Summary	PS-1
Risk Factors	PS-4
Pricing Supplement Overview	PS-7
Valuation of the Notes	PS-7
Hypothetical Examples	PS-10
Specific Terms of the Notes	PS-19
Certain U.S. Federal Income Tax Considerations	PS-24
Events of Default and Acceleration	PS-25
Information Regarding the Reference Asset and Reference Issuers	PS-25
Certain ERISA Considerations	PS-25
Validity of the Notes	PS-25
Prospectus Supplement	
Risk Factors	S-3
Pricing Supplement	S-16
Description of Notes	S-16
Sponsors or Issuers and Reference Asset	S-37
Use of Proceeds and Hedging	S-37
Certain ERISA	S-38
Certain U.S. Federal Income Tax Considerations	S-39
Supplemental Plan of Distribution	S-52
Prospectus	
About this Prospectus	2
Special Note Regarding Forward-Looking Statements	2
HSBC USA Inc.	3
Use of Proceeds	3
Description of Debt Securities	4
Description of Preferred Stock	16
Description of Warrants	22
Description of Purchase Contracts	26
Description of Units	29
Book-Entry Procedures	32
Limitations on Issuances in Bearer Form	36
Certain U.S. Federal Income Tax Considerations Relating to Debt Securities	37
Plan of Distribution	52
Notice to Canadian Investors	54
Certain ERISA Matters	58
Where You Can Find More Information	59
Legal Opinions	59
Experts	59

You should only rely on the information contained in this pricing supplement, any accompanying underlying supplement, product supplement, prospectus supplement and prospectus. We have not authorized anyone to provide you with information or to make any representation to you that is not contained in this pricing supplement, any accompanying underlying supplement, product supplement, prospectus supplement and prospectus. If anyone provides you with different or inconsistent information, you should not rely on it. This pricing supplement, any accompanying underlying supplement, product supplement, prospectus supplement and prospectus are not an offer to sell these securities, and these documents are not soliciting an offer to buy these securities, in any jurisdiction where the offer or sale is not permitted. You should not, under any circumstances, assume that the information in this pricing supplement, any accompanying underlying supplement, product supplement, prospectus supplement and prospectus is correct on any date after their respective dates.

HSBC USA Inc.

\$1,459,000 Accelerated Market Participation Securities Linked to the S&P 500® Index

\$148,000 Accelerated Market Participation Securities Linked to the Russell 2000® Index

\$266,000 Accelerated Market Participation Securities Linked to the iShares® MSCI Emerging Markets Index Fund

February 19, 2010

PRICING SUPPLEMENT