

773,941 Units  
 \$10 principal amount per unit  
 CUSIP No. 40439K300

Pricing Date  
 Settlement Date  
 Maturity Date

June 24, 2021  
 July 1, 2021  
 June 30, 2023



## Capped Leveraged Index Return Notes<sup>®</sup> Linked to the Russell 2000<sup>®</sup> Index

- Maturity of approximately two years
- 2-to-1 upside exposure to increases in the Index, subject to a capped return of 12.65%
- 1-to-1 downside exposure to decreases in the Index beyond a 10.00% decline, with up to 90.00% of the principal amount at risk
- All payments occur at maturity and are subject to the credit risk of HSBC USA Inc.
- No interest payments
- In addition to the underwriting discount set forth below, the notes include a hedging-related charge of \$0.075 per unit. See “Supplement to the Plan of Distribution—Role of MLPF&S and BofAS”
- No listing on any securities exchange

The notes are being issued by HSBC USA Inc. (“HSBC”). Investing in the notes involves a number of risks. There are important differences between the notes and a conventional debt security, including different investment risks and costs. See “Risk Factors” and “Additional Risk Factors” beginning on page TS-6 of this term sheet and “Risk Factors” beginning on page PS-7 of product supplement EQUITY LIRN-1.

The estimated initial value of the notes on the pricing date is \$9.688 per unit, which is less than the public offering price listed below. The market value of the notes at any time will reflect many factors and cannot be predicted with accuracy. See “Summary” on page TS-2 and “Risk Factors” beginning on page TS-6 of this term sheet for additional information.

Neither the Securities and Exchange Commission (the “SEC”) nor any state securities commission has approved or disapproved of the notes or passed upon the accuracy or the adequacy of this document, the accompanying product supplement, prospectus or prospectus supplement. Any representation to the contrary is a criminal offense.

	<u>Per Unit</u>	<u>Total</u>
Public offering price <sup>(1)</sup> .....	\$ 10.00	\$7,739,410.00
Underwriting discount <sup>(1)</sup> .....	\$ 0.20	\$ 154,788.20
Proceeds, before expenses, to HSBC	\$ 9.80	\$7,584,621.80

(1) See “Supplement to the Plan of Distribution” below.

**The notes:**

<b>Are Not FDIC Insured</b>	<b>Are Not Bank Guaranteed</b>	<b>May Lose Value</b>
-----------------------------	--------------------------------	-----------------------

**BofA Securities**

June 24, 2021

# Capped Leveraged Index Return Notes®

Linked to the Russell 2000® Index, due June 30, 2023

## Summary

The Capped Leveraged Index Return Notes® Linked to the Russell 2000® Index, due June 30, 2023 (the “notes”) are our senior unsecured debt securities and are not a direct or indirect obligation of any third party. The notes are not deposit liabilities or other obligations of a bank and are not guaranteed or insured by the Federal Deposit Insurance Corporation or any other governmental agency of the United States or any other jurisdiction. **The notes will rank equally with all of our other senior unsecured debt. Any payments due on the notes, including any repayment of principal, depend on the credit risk of HSBC and its ability to satisfy its obligations as they come due.** The notes provide you a leveraged return, subject to a cap, if the Ending Value (as determined below) of the Market Measure, which is the Russell 2000® Index (the “Index”), is greater than the Starting Value. If the Ending Value is equal to or less than the Starting Value but greater than or equal to the Threshold Value, you will receive the principal amount of your notes. If the Ending Value is less than the Threshold Value, you will lose a portion, which could be significant, of the principal amount of your notes. Any payments on the notes will be calculated based on the \$10 principal amount per unit and will depend on the performance of the Index, subject to our credit risk. See “Terms of the Notes” below.

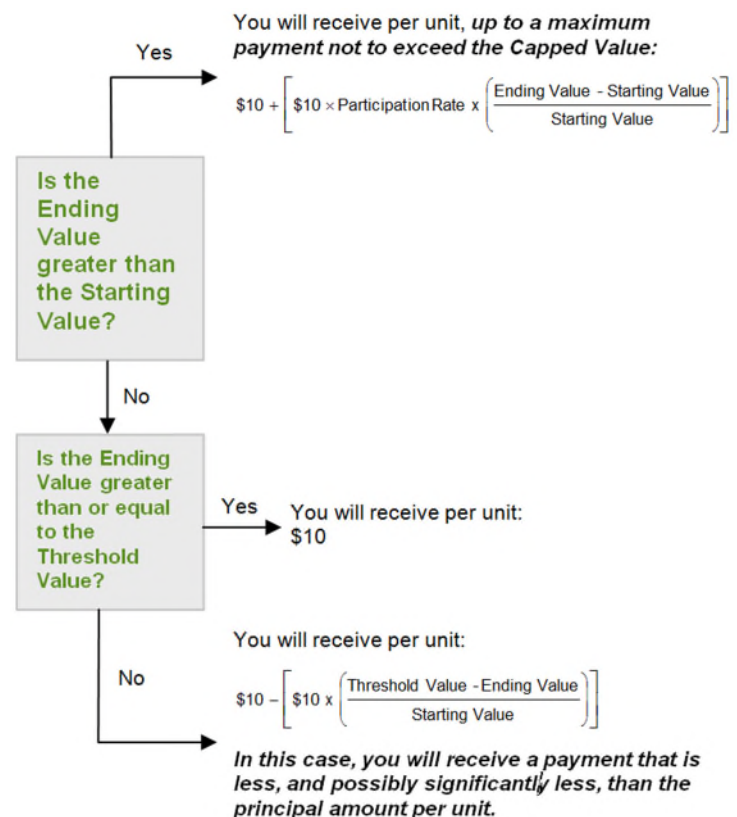
The estimated initial value of the notes is less than the price you pay to purchase the notes. The estimated initial value was determined by reference to our or our affiliates’ internal pricing models and reflects our internal funding rate, which is the borrowing rate we pay to issue market-linked notes, and the market prices for hedging arrangements related to the notes (which may include call options, put options or other derivatives). This internal funding rate is typically lower than the rate we would use when we issue conventional fixed or floating rate debt securities. The difference in the borrowing rate, as well as the underwriting discount and the costs associated with hedging the notes, including the hedging related charge described below, reduced the economic terms of the notes (including the Capped Value).

## Terms of the Notes

<b>Issuer:</b>	HSBC USA Inc. (“HSBC”)
<b>Principal Amount:</b>	\$10.00 per unit
<b>Term:</b>	Approximately two years
<b>Market Measure:</b>	The Russell 2000® Index (Bloomberg symbol: “RTY”), a price return index
<b>Starting Value:</b>	2,333.622
<b>Ending Value:</b>	The average of the closing levels of the Index on each calculation day occurring during the Maturity Valuation Period. The scheduled calculation days are subject to postponement in the event of Market Disruption Events, as described beginning on page PS-24 of product supplement EQUITY LIRN-1.
<b>Threshold Value:</b>	2,100.260 (90% of the Starting Value, rounded to three decimal places).
<b>Participation Rate:</b>	200%
<b>Capped Value:</b>	\$11.265 per unit, which represents a return of 12.65% over the principal amount.
<b>Maturity Valuation Period:</b>	June 21, 2023, June 22, 2023, June 23, 2023, June 26, 2023 and June 27, 2023
<b>Fees Charged:</b>	The public offering price of the notes includes the underwriting discount of \$0.20 per unit as listed on the cover page and an additional charge of \$0.075 per unit more fully described on page TS-11.
<b>Calculation Agent:</b>	BofA Securities, Inc. (“BofAS”) and HSBC, acting jointly.

## Redemption Amount Determination

On the maturity date, you will receive a cash payment per unit determined as follows:



The terms and risks of the notes are contained in this term sheet and the documents listed below (together, the “Note Prospectus”). The documents have been filed as part of a registration statement with the SEC, which may, without cost, be accessed on the SEC website as indicated below or obtained from Merrill Lynch, Pierce, Fenner & Smith Incorporated (“MLPF&S”) or BofAS by calling 1-800-294-1322:

- Product supplement EQUITY LIRN-1 dated February 23, 2021:  
[https://www.sec.gov/Archives/edgar/data/83246/000110465921026700/tm217503d12\\_424b5.htm](https://www.sec.gov/Archives/edgar/data/83246/000110465921026700/tm217503d12_424b5.htm)
- Prospectus supplement dated February 23, 2021:  
[https://www.sec.gov/Archives/edgar/data/83246/000110465921026609/tm217170d2\\_424b2.htm](https://www.sec.gov/Archives/edgar/data/83246/000110465921026609/tm217170d2_424b2.htm)
- Prospectus dated February 23, 2021:  
[https://www.sec.gov/Archives/edgar/data/0000083246/000110465921026585/tm217170d7\\_424b3.htm](https://www.sec.gov/Archives/edgar/data/0000083246/000110465921026585/tm217170d7_424b3.htm)

*Our Central Index Key, or CIK, on the SEC website is 83246. Before you invest, you should read the Note Prospectus, including this term sheet, for information about us and this offering. Any prior or contemporaneous oral statements and any other written materials you may have received are superseded by the Note Prospectus. You should carefully consider, among other things, the matters set forth under “Risk Factors” in the section indicated on the cover of this term sheet. The notes involve risks not associated with conventional debt securities. Capitalized terms used but not defined in this term sheet have the meanings set forth in product supplement EQUITY LIRN-1. Unless otherwise indicated or unless the context requires otherwise, all references in this document to “we,” “us,” “our,” or similar references are to HSBC.*

## Investor Considerations

### You may wish to consider an investment in the notes if:

- You anticipate that the Index will increase moderately from the Starting Value to the Ending Value.
- You are willing to risk a loss of principal and return if the Index decreases from the Starting Value to an Ending Value that is below the Threshold Value.
- You accept that the return on the notes will be capped.
- You are willing to forgo the interest payments that are paid on traditional interest bearing debt securities.
- You are willing to forgo dividends or other benefits of owning the stocks included in the Index.
- You are willing to accept that a secondary market is not expected to develop for the notes, and understand that the market prices for the notes, if any, may be less than the principal amount and will be affected by various factors, including our actual and perceived creditworthiness, our internal funding rate and the fees charged, as described on page TS-2.
- You are willing to assume our credit risk, as issuer of the notes, for all payments under the notes, including the Redemption Amount.

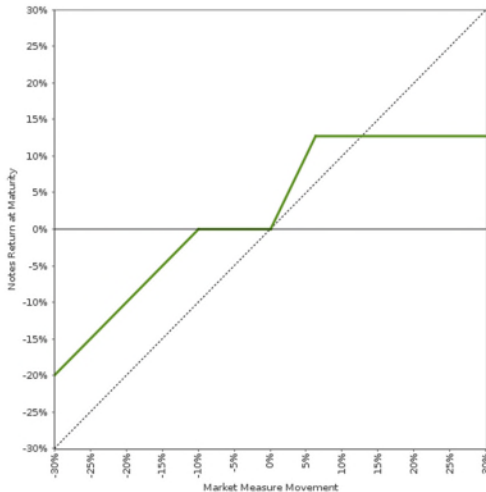
### The notes may not be an appropriate investment for you if:

- You believe that the Index will decrease from the Starting Value to the Ending Value or that it will not increase sufficiently over the term of the notes to provide you with your desired return.
- You seek 100% principal repayment or preservation of capital.
- You seek an uncapped return on your investment.
- You seek interest payments or other current income on your investment.
- You want to receive dividends or other distributions paid on the stocks included in the Index.
- You seek an investment for which there will be a liquid secondary market.
- You are unwilling or are unable to take market risk on the notes or to take our credit risk as issuer of the notes.

We urge you to consult your investment, legal, tax, accounting, and other advisors before you invest in the notes.

## Hypothetical Payout Profile

Capped Leveraged Index Return Notes®



This graph reflects the returns on the notes, based on the Participation Rate of 200%, the Threshold Value of 90% of the Starting Value and the Capped Value of \$11.265 per unit. The green line reflects the returns on the notes, while the dotted gray line reflects the returns of a direct investment in the stocks included in the Index, excluding dividends.

This graph has been prepared for purposes of illustration only.

## Hypothetical Payments at Maturity

The following table and examples are for purposes of illustration only. They are based on **hypothetical** values and show **hypothetical** returns on the notes. **The actual amount you receive and the resulting total rate of return will depend on the actual Starting Value, Threshold Value, Ending Value, and term of your investment.**

The following table is based on a Starting Value of 100, a Threshold Value of 90, the Participation Rate of 200% and the Capped Value of \$11.265 per unit. It illustrates the effect of a range of Ending Values on the Redemption Amount per unit of the notes and the total rate of return to holders of the notes. The following examples do not take into account any tax consequences from investing in the notes.

Ending Value	Percentage Change from the Starting Value to the Ending Value	Redemption Amount per Unit	Total Rate of Return on the Notes
0.00	-100.00%	\$1.000	-90.00%
50.00	-50.00%	\$6.000	-40.00%
60.00	-40.00%	\$7.000	-30.00%
70.00	-30.00%	\$8.000	-20.00%
80.00	-20.00%	\$9.000	-10.00%
90.00 <sup>(1)</sup>	-10.00%	\$10.000	0.00%
95.00	-5.00%	\$10.000	0.00%
100.00 <sup>(2)</sup>	0.00%	\$10.000	0.00%
102.00	2.00%	\$10.400	4.00%
105.00	5.00%	\$11.000	10.00%
106.33	6.33%	\$11.265 <sup>(3)</sup>	12.65%
120.00	20.00%	\$11.265	12.65%
130.00	30.00%	\$11.265	12.65%
140.00	40.00%	\$11.265	12.65%
150.00	50.00%	\$11.265	12.65%
160.00	60.00%	\$11.265	12.65%

(1) This is the **hypothetical** Threshold Value.

(2) The **hypothetical** Starting Value of 100.00 used in these examples has been chosen for illustrative purposes only. The actual Starting Value is 2,333.622, which was the closing level of the Index on the pricing date.

(3) The Redemption Amount per unit cannot exceed the Capped Value.

For recent actual levels of the Index, see “The Index” section below. The Index is a price return index and as such the Ending Value will not include any income generated by dividends paid on the stocks included in the Index, which you would otherwise be entitled to receive if you invested in those stocks directly. In addition, all payments on the notes are subject to issuer credit risk.

# Capped Leveraged Index Return Notes®

Linked to the Russell 2000® Index, due June 30, 2023

---

## Redemption Amount Calculation Examples

### Example 1

The Ending Value is 50.00, or 50.00% of the Starting Value:

Starting Value: 100.00

Threshold Value: 90.00

Ending Value: 50.00

$$\$10 - \left[ \$10 \times \left( \frac{90-50}{100} \right) \right] = \$6.000 \text{ Redemption Amount per unit}$$

### Example 2

The Ending Value is 95.00, or 95.00% of the Starting Value:

Starting Value: 100.00

Threshold Value: 90.00

Ending Value: 95.00

Redemption Amount (per unit) = **\$10.000**, the principal amount, since the Ending Value is less than the Starting Value but equal to or greater than the Threshold Value.

### Example 3

The Ending Value is 105.00, or 105.00% of the Starting Value:

Starting Value: 100.00

Ending Value: 105.00

$$\$10 + \left[ \$10 \times 200.00\% \times \left( \frac{105-100}{100} \right) \right] = \$11.000 \text{ Redemption Amount per unit}$$

### Example 4

The Ending Value is 130.00, or 130.00% of the Starting Value:

Starting Value: 100.00

Ending Value: 130.00

$$\$10 + \left[ \$10 \times 200\% \times \left( \frac{130-100}{100} \right) \right] = \$16.00, \text{ however, because the Redemption Amount for the notes cannot exceed the Capped Value, the Redemption Amount will be } \$11.265 \text{ per unit}$$

## Risk Factors

*We urge you to read the section “Risk Factors” in the product supplement and in the accompanying prospectus supplement. Investing in the notes is not equivalent to investing directly in the stocks included in the Index. You should understand the risks of investing in the notes and should reach an investment decision only after careful consideration, with your advisers, with respect to the notes in light of your particular financial and other circumstances and the information set forth in this term sheet and the accompanying product supplement, prospectus supplement and prospectus.*

*In addition to the risks in the product supplement identified below, you should review “Risk Factors” in the accompanying prospectus supplement, including the explanation of risks relating to the notes described in the section “— Risks Relating to All Note Issuances.”*

### **Structure-related Risks**

- Depending on the performance of the Index as measured shortly before the maturity date, you may lose up to 90% of the principal amount.
- Your investment return is limited to the return represented by the Capped Value and may be less than a comparable investment directly in the stocks included in the Index.
- Your return on the notes may be less than the yield you could earn by owning a conventional fixed or floating rate debt security of comparable maturity.
- Payments on the notes are subject to our credit risk, and actual or perceived changes in our creditworthiness are expected to affect the value of the notes. If we become insolvent or are unable to pay our obligations, you may lose your entire investment.

### **Valuation- and Market-related Risks**

- The estimated initial value of the notes is less than the public offering price and may differ from the market value of the notes in the secondary market, if any. We determined the estimated initial value by reference to our or our affiliates' internal pricing models. These pricing models consider certain assumptions and variables, which can include volatility and interest rates. These pricing models rely in part on certain forecasts about future events, which may prove to be incorrect. Different pricing models and assumptions could provide valuations for the notes that are different from our estimated initial value. The estimated initial value reflects our internal funding rate we use to issue market-linked notes, as well as the mid-market value of the hedging arrangements related to the notes (which may include call options, put options or other derivatives).
- Our internal funding rate for the issuance of these notes is lower than the rate we would use when we issue conventional fixed or floating rate debt securities. This is one of the factors that may result in the market value of the notes being less than their estimated initial value. As a result of the difference between our internal funding rate and the rate we would use when we issue conventional fixed or floating rate debt securities, the estimated initial value of the notes may be lower if it were based on the levels at which our fixed or floating rate debt securities trade in the secondary market. In addition, if we were to use the rate we use for our conventional fixed or floating rate debt issuances, we would expect the economic terms of the notes to be more favorable to you.
- The price of your notes in the secondary market, if any, immediately after the pricing date is expected to be less than the public offering price. The public offering price takes into account certain costs, principally the underwriting discount, the hedging costs described on page TS-11 and the costs associated with issuing the notes. The costs associated with issuing the notes will be used or retained by us or one of our affiliates. If you were to sell your notes in the secondary market, if any, the price you would receive for your notes may be less than the price you paid for them.
- The estimated initial value does not represent a minimum price at which we, MLPF&S, BofAS or any of our respective affiliates would be willing to purchase your notes in the secondary market (if any exists) at any time. The price of your notes in the secondary market, if any, at any time after issuance will vary based on many factors, including the level of the Index and changes in market conditions, and cannot be predicted with accuracy. The notes are not designed to be short-term trading instruments, and you should, therefore, be able and willing to hold the notes to maturity. Any sale of the notes prior to maturity could result in a loss to you.
- A trading market is not expected to develop for the notes. None of us, MLPF&S or BofAS is obligated to make a market for, or to repurchase, the notes. There is no assurance that any party will be willing to purchase your notes at any price in any secondary market.

### **Conflict-related Risks**

- Our business, hedging and trading activities, and those of MLPF&S, BofAS and our respective affiliates (including trades in shares of companies included in the Index), and any hedging and trading activities we, MLPF&S, BofAS or our respective affiliates engage in for our clients' accounts, may affect the market value and return of the notes and may create conflicts of interest with you.
- There may be potential conflicts of interest involving the calculation agents, one of which is us and one of which is BofAS. We have the right to appoint and remove the calculation agents.

# Capped Leveraged Index Return Notes®

Linked to the Russell 2000® Index, due June 30, 2023

---

## **Market Measure-related Risks**

- The Index sponsor may adjust the Index in a way that affects its level, and has no obligation to consider your interests.
- You will have no rights of a holder of the securities represented by the Index, and you will not be entitled to receive securities or dividends or other distributions by issuers of those securities.
- While we, MLPF&S, BofAS or our respective affiliates may from time to time own securities of companies included in the Index, we, MLPF&S, BofAS and our respective affiliates do not control any company included in the Index and have not verified any disclosure made by any other company.

## **Tax-related Risks**

- The U.S. federal income tax consequences of the notes are uncertain, and may be adverse to a holder of the notes. See “Summary Tax Consequences” below and “U.S. Federal Income Tax Summary” beginning on page PS-39 of product supplement EQUITY LIRN-1.

## Additional Risk Factors

### **The notes are subject to risks associated with small-size capitalization companies.**

The stocks composing the Index are issued by companies with small-sized market capitalization. The stock prices of small-size companies may be more volatile than stock prices of large capitalization companies. Small-size capitalization companies may be less able to withstand adverse economic, market, trade and competitive conditions relative to larger companies. Small-size capitalization companies may also be more susceptible to adverse developments related to their products or services.

## The Index

We have derived all information contained in this term sheet regarding the Index, including, without limitation, its make-up, method of calculation and changes in its components, from publicly available sources. That information reflects the policies of, and is subject to change by, FTSE Russell (the “Index sponsor”), which is wholly owned by London Stock Exchange Group. FTSE Russell is under no obligation to continue to publish, and may discontinue or suspend the publication of the Index at any time. The consequences of FTSE Russell discontinuing publication of the Index are discussed in the section entitled “Description of LIRNs—Discontinuance of an Index” beginning on page PS-26 of product supplement EQUITY LIRN-1. None of us, the calculation agents, MLPF&S or BofAS accepts any responsibility for the calculation, maintenance or publication of the Index or any successor index.

### **FTSE Russell Publishes the Index**

The Index is calculated, published, and disseminated by FTSE Russell, and measures the composite price performance of stocks of 2,000 companies determined by FTSE Russell to be part of the U.S. equity market. All 2,000 stocks are traded on a major U.S. exchange, and form a part of the Russell 3000® Index. The Russell 3000® Index is composed of the 3,000 largest U.S. companies as determined by market capitalization.

The Index consists of the smallest 2,000 companies, by market capitalization, included in the Russell 3000® Index. The Index is designed to track the performance of the small capitalization segment of the U.S. equity market. The inception date of the Index is January 1, 1984. Members of the Index are determined each year during annual reconstitution and enhanced quarterly with the addition of initial public offerings (“IPOs”). The Index is a subset of the Russell U.S. indices.

### **Defining Eligible Securities**

All companies that are determined to be part of the U.S. equity market under FTSE Russell’s country-assignment methodology are included in the Russell U.S. indices. If a company is incorporated in, has a stated headquarters location in, and also trades in the same country (American Depositary Receipts and American Depositary Shares are not eligible), the company is assigned to the equity market of its country of incorporation. If any of the three do not match, FTSE Russell then defines three Home Country Indicators (“HCI”): country of incorporation, country of headquarters, and country of the most liquid exchange as defined by two-year average daily dollar trading volume from all exchanges within a country. Using the HCIs, FTSE Russell cross-compares the primary location of the company’s assets with the three HCIs. If the primary location of the company’s assets matches any of the HCIs, then the company is assigned to its primary asset location. If there is insufficient information to determine the country in which the company’s assets are primarily located, FTSE Russell will use the primary location of the company’s revenues for the same cross-comparison and will assign the company to the appropriate country in a similar fashion. FTSE Russell uses an average of two years of assets or revenue data for analysis to reduce potential turnover. If conclusive country details cannot be derived from assets or revenue, FTSE Russell assigns the company to the country where its headquarters are located unless the country is a Benefit Driven Incorporation (“BDI”) country; in which case, the company will be assigned to the country of its most liquid stock exchange. FTSE Russell lists the following countries as BDIs: Anguilla, Antigua and Barbuda, Aruba, Bahamas, Barbados, Belize, Bermuda, Bonaire, British Virgin Islands, Cayman Islands, Channel Islands, Cook Islands, Curacao, Faroe Islands, Gibraltar, Guernsey, Isle of Man, Jersey, Liberia, Marshall Islands, Panama, Saba, Saint Eustatius, Saint Maarten, and Turks and Caicos Islands. For any companies incorporated or headquartered in a U.S. territory, including countries such as Puerto Rico, Guam, and U.S. Virgin Islands, a U.S. HCI is assigned. If a company is designated as a Chinese “N Share,” it will not be considered for inclusion within the Index. An “N Share” company is controlled by mainland Chinese entities, companies or individuals. It must be incorporated outside of China and traded on the New York Stock Exchange (“NYSE”), the Nasdaq exchange or the NYSE American with a majority of its revenues or assets derived from the People’s Republic of China.

All securities eligible for inclusion in the Index must trade on an eligible U.S. exchange. The eligible U.S. exchanges are: CBOE, NYSE, NYSE American, Nasdaq and ARCA. Bulletin board, pink-sheets, and over-the-counter (“OTC”) traded securities are not eligible for inclusion, including securities for which prices are displayed on the FINRA ADF.

Preferred and convertible preferred stock, redeemable shares, participating preferred stock, warrants, rights, installment receipts and trust receipts are not eligible for inclusion in the Index. Royalty trusts, U.S. limited liability companies, closed-end investment companies, blank check companies, special-purpose acquisition companies, and limited partnerships are also not eligible for inclusion in the Index. Business development companies, exchange traded funds and mutual funds are also excluded.

If an eligible company trades multiple share classes, FTSE Russell will review each share class independently for U.S. index inclusion. Stocks must trade at or above \$1.00 (on its primary exchange) on the rank day in May of each year to be eligible for inclusion during annual reconstitution. However, in order to reduce unnecessary turnover, if an existing index member’s closing price is less than \$1.00 on the last day of May, it will be considered eligible if the average of the daily closing prices (from its primary exchange) during the 30 days prior to the rank date is equal to or greater than \$1.00. If an existing index member does not trade on the rank day in May, it must price at \$1.00 or above on another eligible U.S. exchange to remain eligible. An initial public offering added during the quarterly IPO process is considered a new index addition and therefore must have a closing price on its primary exchange at or above \$1.00 on the last day of the IPO eligibility period in order to qualify for index inclusion. Companies with a total market capitalization of less than \$30 million are not eligible for inclusion in the Index. Similarly, companies with only 5% or less of their shares available in the marketplace are not eligible for the Index.



## **Annual Reconstitution**

Annual reconstitution is the process by which the Index is completely rebuilt. Reconstitution is a vital part of the creation of a benchmark which accurately represents a particular market segment. Companies may get bigger or smaller over time, or periodically undergo changes in their style characteristics. Reconstitution ensures that the companies continue to be correctly represented in the Index.

On the rank day in May each year (timetable is announced each spring), all eligible securities are ranked by their total market capitalization. Total market capitalization is determined by multiplying total outstanding shares by the last price traded on the primary exchange on the rank day in May. All share classes for a company, including unlisted shares, are aggregated and considered total shares outstanding.

Reconstitution occurs on the last Friday in June. However, at times this date is too proximal to exchange closures and abbreviated exchange trading schedules when market liquidity is exceptionally low. In order to ensure proper liquidity in the markets, when the last Friday in June falls on the 29th or 30th, reconstitution will occur on the preceding Friday.

Eligible IPOs are added to the Index quarterly to ensure that new additions to the institutional investing opportunity set are reflected in the representative indices. FTSE Russell focuses on IPOs each quarter because it is important to reflect market additions between reconstitution periods. Companies filing an initial public offering registration statement (or the local equivalent when outside the United States) and listing with the same quarter on an eligible U.S. exchange are reviewed for eligibility regardless of previous trading activity (exceptional or unique events may induce extraordinary treatment which will be communicated appropriately); a one month window is used to ensure that companies submitting the requisite filings just outside of the quarter are not excluded from eligibility. Companies currently trading on foreign exchanges or OTC markets will be reviewed for eligibility if: (1) the company files an initial public offering statement for an eligible U.S. exchange; (2) the offering is announced to the market and confirmed by FTSE Russell's vendors as an IPO; and (3) the security is not currently a member of the Russell Global Index (eligibility and country assignment are reviewed at reconstitution).

## **Capitalization Adjustments**

After membership is determined, a security's shares are adjusted to include only those shares available to the public, which is often referred to as "free float." The purpose of this adjustment is to exclude from market calculations the capitalization that is not available for purchase and is not part of the investable opportunity set. Stocks are weighted in the Index by their available (also called "float-adjusted") market capitalization, which is calculated by multiplying the primary closing price by the available shares. Adjustments to shares are reviewed at reconstitution, during quarterly update cycles and for corporate actions such as mergers.

Certain types of shares are considered restricted and removed from total market capitalization to arrive at free float or available market capitalization, such as shares directly owned by State, Regional, Municipal and Local governments (excluding shares held by independently managed pension schemes for governments), shares held by directors, senior executives and managers of the company, and by their family and direct relations, and by companies with which they are affiliated, and shares with high shareholding concentration, etc.

## **Corporate Action-Driven Changes**

FTSE Russell adjusts the Index on a daily basis in response to certain corporate actions and events, both to reflect the evolution of securities and to ensure that the indexes remain highly representative of the U.S. equity market. A company's membership and its weight in the Index can be impacted by these corporate actions. FTSE Russell uses a variety of reliable public sources to determine when an action is final, including a company's press releases and regulatory filings; local exchange notifications; and official updates from other data providers FTSE Russell deems trustworthy. Prior to the completion of a corporate action or event, FTSE Russell estimates the effective date. FTSE Russell will then adjust the anticipated effective date based on public information until the date is considered final.

Depending upon the time an action is determined to be final, FTSE Russell will either (1) apply the action before the open on the ex-date, or (2) apply the action providing appropriate notice, referred to as a "delayed action." If FTSE Russell has confirmed the completion of a corporate action, scheduled to become effective subsequent to a rebalance, the event may be implemented in conjunction with the rebalance to limit turnover, provided appropriate notice can be given.

For merger and spin-off transactions that are effective between rank day in May and the Friday prior to annual reconstitution in June, the market capitalizations of the impacted securities are recalculated and membership is reevaluated as of the effective date of the corporate action. For corporate events that occur during the final week of reconstitution (during which reconstitution is finalized Friday after U.S. market close), market capitalizations and memberships will not be reevaluated. Non index members that have been considered ineligible as of rank day will not be reevaluated in the event of a subsequent corporate action that occurs between rank day and the reconstitution effective date.

If a company distributes shares of an additional share class to its existing shareholders through a mandatory corporate action, FTSE Russell evaluates the additional share class for separate index membership. The new share class will be deemed eligible if the market capitalization of the distributed shares meets minimum size requirement (above the minimum market capitalization breakpoint defined as the smallest member of the Russell 3000E Index from previous rebalance, adjusted for performance to date.) Index membership of additional share classes that are added due to corporate actions will mirror that of the pricing vehicle, as will style and stability probabilities. If the distributed shares of an additional share class do not meet eligibility requirements, they will not be added to the index (the distributed shares may be added to the index temporarily until they are settled and listed to enable index replication).

"No Replacement" Rule: Securities that leave the Index for any reason (e.g., mergers, acquisitions or other similar corporate activity) are not replaced. Thus, the number of securities in the Index over the year will fluctuate according to corporate activity.

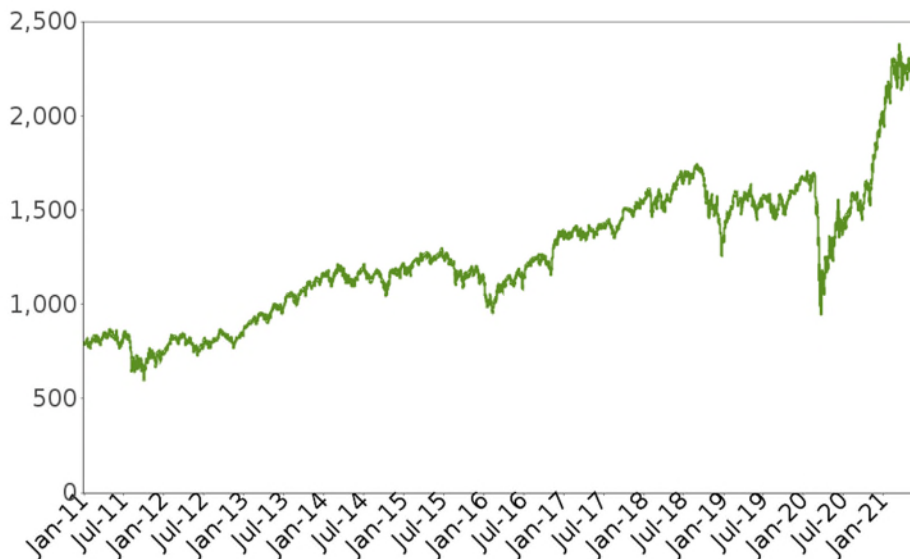
# Capped Leveraged Index Return Notes®

Linked to the Russell 2000® Index, due June 30, 2023

To maintain representativeness and maximize the available investment opportunity for index managers, the Index is reviewed quarterly for updates to shares outstanding and to free floats used within the index calculation. The changes are implemented quarterly, on the third Friday of the month (after the close). The June reconstitution will continue to be implemented on the last Friday of June (unless the last Friday occurs on the 29th or 30th, when reconstitution will occur on the Friday prior).

**The following graph shows the daily historical performance of the Index in the period from January 1, 2011 through June 24, 2021. We obtained this historical data from Bloomberg L.P. We have not independently verified the accuracy or completeness of the information obtained from Bloomberg L.P. On the pricing date, the closing level of the Index was 2,333.622.**

Historical Performance of the Index



**This historical data on the Index is not necessarily indicative of the future performance of the Index or what the value of the notes may be. Any historical upward or downward trend in the level of the Index during any period set forth above is not an indication that the level of the Index is more or less likely to increase or decrease at any time over the term of the notes.**

Before investing in the notes, you should consult publicly available sources for the levels of the Index.

## License Agreement

“Russell 2000®” and “Russell 3000®” are trademarks of FTSE Russell and have been licensed for use by us. The notes are not sponsored, endorsed, sold or promoted by FTSE Russell. FTSE Russell makes no representation or warranty, express or implied, to the owners of the notes or any member of the public regarding the advisability of investing in securities, generally or in the notes particularly or the ability of the Index to track general stock market performance or a segment of the same. FTSE Russell’s publication of the Index in no way suggests or implies an opinion by FTSE Russell as to the advisability of investment in any or all of the securities upon which the Index is based. FTSE Russell’s only relationship to HSBC is the licensing of certain trademarks and trade names of FTSE Russell and of the Index which is determined, composed and calculated by FTSE Russell without regard to the HSBC or the notes. FTSE Russell is not responsible for and has not reviewed the notes nor any associated literature or publications and FTSE Russell makes no representation or warranty express or implied as to their accuracy or completeness, or otherwise. FTSE Russell reserves the right, at any time and without notice, to alter, amend, terminate or in any way change the Index. FTSE Russell has no obligation or liability in connection with the administration, marketing or trading of the notes:

FTSE RUSSELL DOES NOT GUARANTEE THE ACCURACY AND/OR THE COMPLETENESS OF THE INDEX OR ANY DATA INCLUDED THEREIN AND FTSE RUSSELL SHALL HAVE NO LIABILITY FOR ANY ERRORS, OMISSIONS, OR INTERRUPTIONS THEREIN. FTSE RUSSELL MAKES NO WARRANTY, EXPRESS OR IMPLIED, AS TO RESULTS TO BE OBTAINED BY HSBC, INVESTORS, OWNERS OF THE NOTES, OR ANY OTHER PERSON OR ENTITY FROM THE USE OF THE INDEX OR ANY DATA INCLUDED THEREIN. FTSE RUSSELL MAKES NO EXPRESS OR IMPLIED WARRANTIES, AND EXPRESSLY DISCLAIMS ALL WARRANTIES OF MERCHANTABILITY OR FITNESS FOR A PARTICULAR PURPOSE OR USE WITH RESPECT TO THE INDEX OR ANY DATA INCLUDED THEREIN. WITHOUT LIMITING ANY OF THE FOREGOING, IN NO EVENT SHALL FTSE RUSSELL HAVE ANY LIABILITY FOR ANY SPECIAL, PUNITIVE, INDIRECT, OR CONSEQUENTIAL DAMAGES (INCLUDING LOST PROFITS), EVEN IF NOTIFIED OF THE POSSIBILITY OF SUCH DAMAGES.

## Supplement to the Plan of Distribution

We will deliver the notes against payment therefor in New York, New York on a date that is greater than two business days following the pricing date. Under Rule 15c6-1 of the Securities Exchange Act of 1934, trades in the secondary market generally are required to settle in two business days, unless the parties to any such trade expressly agree otherwise. Accordingly, purchasers who wish to trade the notes more than two business days prior to the original issue date will be required to specify alternative settlement arrangements to prevent a failed settlement.

The notes will not be listed on any securities exchange. In the original offering of the notes, the notes will be sold in minimum investment amounts of 100 units. If you place an order to purchase the notes, you are consenting to MLPF&S and/or one of its affiliates acting as a principal in effecting the transaction for your account.

MLPF&S will purchase the notes from BofAS for resale, and will receive a selling concession in connection with the sale of the notes in an amount up to the full amount of underwriting discount set forth on the cover of this term sheet.

MLPF&S and BofAS may repurchase and resell the notes, with repurchases and resales being made at prices related to then-prevailing market prices or at negotiated prices, and these will include MLPF&S's and BofAS's trading commissions and mark-ups or mark-downs. MLPF&S and BofAS may act as principal or agent in these market-making transactions; however, neither is obligated to engage in any such transactions. At their discretion, for a short, undetermined initial period after the issuance of the notes, MLPF&S and BofAS may offer to buy the notes in the secondary market at a price that may exceed the estimated initial value of the notes. Any price offered by MLPF&S or BofAS for the notes will be based on then-prevailing market conditions and other considerations, including the performance of the Index, the remaining term of the notes, and the issuer's creditworthiness. However, neither we nor any of our affiliates are obligated to purchase your notes at any price, or at any time, and we cannot assure you that we, MLPF&S, BofAS or any of our respective affiliates will purchase your notes at a price that equals or exceeds the estimated initial value of the notes.

The value of the notes shown on your account statement provided by MLPF&S will be based on BofAS's estimate of the value of the notes if BofAS or one of its affiliates were to make a market in the notes, which it is not obligated to do. This estimate will be based upon the price that BofAS may pay for the notes in light of then-prevailing market conditions, and other considerations, as mentioned above, and will include transaction costs. At certain times, this price may be higher than or lower than the estimated initial value of the notes.

The distribution of the Note Prospectus in connection with these offers or sales will be solely for the purpose of providing investors with the description of the terms of the notes that was made available to investors in connection with their initial offering. Secondary market investors should not, and will not be authorized to, rely on the Note Prospectus for information regarding HSBC or for any purpose other than that described in the immediately preceding sentence.

### **Role of MLPF&S and BofAS**

BofAS will participate as selling agent in the distribution of the notes. Under our distribution agreement with BofAS, BofAS will purchase the notes from us as principal at the public offering price indicated on the cover of this term sheet, less the indicated underwriting discount.

At maturity, we are required to pay the Redemption Amount to holders of the notes, which will be calculated based on the performance of the Index and the \$10 per unit principal amount. In order to meet these payment obligations, at the time we issue the notes, we may choose to enter into certain hedging arrangements (which may include call options, put options or other derivatives) with BofAS or one of its affiliates. The terms of these hedging arrangements are determined by BofAS seeking bids from market participants, which could include one of our affiliates and MLPF&S, BofAS and their affiliates. These hedging arrangements take into account a number of factors, including the issuer's creditworthiness, interest rate movements, the volatility of the Index, the tenor of the notes and the tenor of the hedging arrangements. The economic terms of the notes depend in part on the terms of the hedging arrangements.

BofAS has advised us that the hedging arrangements will include a hedging related charge of approximately \$0.075 per unit, reflecting an estimated profit to be credited to BofAS from these transactions. Since hedging entails risk and may be influenced by unpredictable market forces, additional profits and losses from these hedging arrangements may be realized by BofAS or any third party hedge providers.

For further information, see "Risk Factors" beginning on page PS-7 of product supplement EQUITY LIRN-1.

## Summary Tax Consequences

You should consider the U.S. federal income tax consequences of an investment in the notes, including the following:

- There is no statutory, judicial, or administrative authority directly addressing the characterization of the notes.
- You agree with us (in the absence of an administrative determination, or judicial ruling to the contrary) to characterize and treat the notes for all tax purposes as pre-paid executory contracts with respect to the Index.
- Under this characterization and tax treatment of the notes, a U.S. holder (as defined in the prospectus supplement) generally will recognize capital gain or loss upon maturity or upon a sale or exchange of the notes prior to maturity. This capital gain or loss generally will be long-term capital gain or loss if you held the notes for more than one year.
- No assurance can be given that the IRS or any court will agree with this characterization and tax treatment.

**You should consult your own tax advisor concerning the U.S. federal income tax consequences to you of acquiring, owning, and disposing of the notes, as well as any tax consequences arising under the laws of any state, local, foreign, or other tax jurisdiction and the possible effects of changes in U.S. federal or other tax laws. You should review carefully the discussion under the section entitled “U.S. Federal Income Tax Summary” beginning on page PS-39 of product supplement EQUITY LIRN-1.**

## Validity of the Notes

In the opinion of Mayer Brown LLP, as counsel to the issuer, when this term sheet has been attached to, and duly notated on, the master note that represents the notes pursuant to the Senior Indenture referred to in the prospectus supplement dated February 23, 2021, and issued and paid for as contemplated herein, the notes offered by this term sheet will be valid, binding and enforceable obligations of the issuer, entitled to the benefits of the Senior Indenture, subject to applicable bankruptcy, insolvency and similar laws affecting creditors' rights generally, concepts of reasonableness and equitable principles of general applicability (including, without limitation, concepts of good faith, fair dealing and the lack of bad faith). This opinion is given as of the date hereof and is limited to the laws of the State of New York, the Maryland General Corporation Law (including the statutory provisions, all applicable provisions of the Maryland Constitution and the reported judicial decisions interpreting the foregoing) and the federal laws of the United States of America. This opinion is subject to customary assumptions about the trustee's authorization, execution and delivery of the Senior Indenture and the genuineness of signatures and to such counsel's reliance on the issuer and other sources as to certain factual matters, all as stated in the legal opinion dated February 23, 2021, which has been filed as Exhibit 5.3 to the issuer's registration statement on Form S-3 dated February 23, 2021.

## Where You Can Find More Information

We have filed a registration statement (including a product supplement, a prospectus supplement, and a prospectus) with the SEC for the offering to which this term sheet relates. Before you invest, you should read the Note Prospectus, including this term sheet, and the other documents that we have filed with the SEC, for more complete information about us and this offering. You may get these documents without cost by visiting EDGAR on the SEC website at [www.sec.gov](http://www.sec.gov). Alternatively, we, any agent, or any dealer participating in this offering will arrange to send you these documents if you so request by calling MLPF&S or BofAS toll-free at 1-800-294-1322.

“Leveraged Index Return Notes<sup>®</sup>” and “LIRNs<sup>®</sup>” are registered service marks of Bank of America Corporation, the parent company of MLPF&S and BofAS.