

Subject to Completion
Preliminary Term Sheet dated
March 5, 2021

Filed Pursuant to Rule 433
Registration Statement No. 333-253385
(To Prospectus dated February 23, 2021,
Prospectus Supplement dated February 23, 2021 and
Product Supplement EQUITY SUN-1 dated February 23, 2021)

Units
\$10 principal amount per unit
CUSIP No.

Pricing Date* March , 2021
Settlement Date* April , 2021
Maturity Date* April , 2024
*Subject to change based on the actual date the notes are priced for initial sale to the public (the "pricing date")



Autocallable Market-Linked Step Up Notes Linked to the iShares® Global Clean Energy ETF

- Maturity of approximately three years, if not called prior to maturity
- Automatic call of the notes per unit at \$10 plus the applicable Call Premium ([\$1.80 to \$1.90] on the first Observation Date, and [\$3.60 to \$3.80] on the final Observation Date) if the Underlying Fund is flat or increases above 100% of the Starting Value on the relevant Observation Date
- The Observation Dates will occur approximately one year and two years after the pricing date
- If the notes are not called, at maturity:
 - a return of 60% if the Underlying Fund is flat or increases up to the Step Up Value
 - a return equal to the percentage increase in the Underlying Fund if the Underlying Fund increases above the Step Up Value
 - 1-to-1 downside exposure to decreases in the Underlying Fund, with up to 100.00% of the principal amount at risk
- All payments are subject to the credit risk of HSBC USA Inc.
- No interest payments
- In addition to the underwriting discount set forth below, the notes include a hedging-related charge of \$0.05 per unit. See "Supplement to the Plan of Distribution—Role of MLPF&S and BofAS"
- No listing on any securities exchange

The notes are being issued by HSBC USA Inc. ("HSBC"). Investing in the notes involves a number of risks. There are important differences between the notes and a conventional debt security, including different investment risks and costs. See "Risk Factors" and "Additional Risk Factors" beginning on page TS-7 of this term sheet and "Risk Factors" beginning on page PS-7 of product supplement EQUITY SUN-1.

The estimated initial value of the notes on the pricing date is expected to be between \$8.20 and \$9.20 per unit, which will be less than the public offering price listed below. The market value of the notes at any time will reflect many factors and cannot be predicted with accuracy. See "Summary" on page TS-2 and "Risk Factors" beginning on page TS-7 of this term sheet for additional information.

Neither the Securities and Exchange Commission (the "SEC") nor any state securities commission has approved or disapproved of the notes or passed upon the accuracy or the adequacy of this document, the accompanying product supplement, prospectus or prospectus supplement. Any representation to the contrary is a criminal offense.

	<u>Per Unit</u>	<u>Total</u>
Public offering price ⁽¹⁾	\$ 10.00	\$
Underwriting discount ⁽¹⁾	\$ 0.20	\$
Proceeds, before expenses, to HSBC.....	\$ 9.80	\$

(1) For any purchase of 300,000 units or more in a single transaction by an individual investor or in combined transactions with the investor's household in this offering, the public offering price and the underwriting discount will be \$9.95 per unit and \$0.15 per unit, respectively. See "Supplement to the Plan of Distribution" below.

The notes:

Are Not FDIC Insured	Are Not Bank Guaranteed	May Lose Value
-----------------------------	--------------------------------	-----------------------

BofA Securities

March , 2021

Autocallable Market-Linked Step Up Notes

Linked to the iShares® Global Clean Energy ETF, due April , 2024

Summary

The Autocallable Market-Linked Step Up Notes Linked to the iShares® Global Clean Energy ETF, due April , 2024 (the “notes”) are our senior unsecured debt securities and are not a direct or indirect obligation of any third party. The notes are not deposit liabilities or other obligations of a bank and are not guaranteed or insured by the Federal Deposit Insurance Corporation or any other governmental agency of the United States or any other jurisdiction.

The notes will rank equally with all of our other senior unsecured debt. Any payments due on the notes, including any repayment of principal, depend on the credit risk of HSBC and its ability to satisfy its obligations as they come due. The notes will be automatically called at the applicable Call Amount if the Observation Level of the Market Measure, which is the iShares® Global Clean Energy ETF (the “Underlying Fund”), is equal to or greater than the Call Level on the relevant Observation Date. If the notes are not called, at maturity, the notes provide you with a Step Up Payment if the Ending Value of the Underlying Fund is equal to or greater than the Starting Value, but is not greater than the Step Up Value. If the Ending Value is greater than the Step Up Value, you will participate on a 1-for-1 basis in the increase in the level of the Underlying Fund above the Starting Value. If the Ending Value is less than the Starting Value, you will lose all or a portion of the principal amount of your notes. Any payments on the notes will be calculated based on the \$10 principal amount per unit and will depend on the performance of the Underlying Fund, subject to our credit risk. See “Terms of the Notes” below.

The estimated initial value of the notes will be less than the price you pay to purchase the notes. The estimated initial value is determined by reference to our or our affiliates’ internal pricing models and reflects our internal funding rate, which is the borrowing rate we pay to issue market-linked notes, and the market prices for hedging arrangements related to the notes (which may include call options, put options or other derivatives). This internal funding rate is typically lower than the rate we would use when we issue conventional fixed or floating rate debt securities. The difference in the borrowing rate, as well as the underwriting discount and the costs associated with hedging the notes, including the hedging related charge described below, will reduce the economic terms of the notes (including the Call Premiums and the Call Amounts). The notes are subject to an automatic call, and the initial estimated value is based on an assumed tenor of the notes. The estimated initial value will be calculated on the pricing date and will be set forth in the pricing supplement to which this term sheet relates.

Terms of the Notes

Issuer:	HSBC USA Inc. (“HSBC”)	Call Settlement Dates:	Approximately the fifth business day following the applicable Observation Date, subject to postponement if the related Observation Date is postponed, as described on page PS-23 of product supplement EQUITY INDICES SUN-1.
Principal Amount:	\$10.00 per unit	Call Premiums:	[\$1.80 to \$1.90] per unit if called on the first Observation Date (which represents a return of [18.00% to 19.00%] over the principal amount), and [\$3.60 to \$3.80] per unit if called on the final Observation Date (which represents a return of [36.00% to 38.00%] over the principal amount). The actual Call Premiums will be determined on the pricing date.
Term:	Approximately three years, if not called	Ending Value:	The Closing Market Price of the Underlying Fund on the calculation day times the Price Multiplier as of that day. The scheduled calculation day is subject to postponement in the event of Market Disruption Events, as described beginning on page PS-25 of product supplement EQUITY SUN-1.
Market Measure:	The iShares® Global Clean Energy ETF (Bloomberg symbol: “ICLN”)	Price Multiplier:	1, subject to adjustment for certain events relating to the Underlying Fund, as described beginning on page PS-28 of product supplement EQUITY SUN-1.
Starting Value:	The Closing Market Price of the Underlying Fund on the pricing date	Step Up Value:	160% of the Starting Value, rounded to two decimal places.
Observation Level:	The Closing Market Price of the Underlying Fund on the applicable Observation Date times the Price Multiplier as of that day.	Step Up Payment:	\$6.00 per unit, which represents a return of 60% over the principal amount.
Observation Dates:	On or about April , 2022 and March , 2023, subject to postponement in the event of Market Disruption Events, as described on page PS-23 of product supplement EQUITY SUN-1.	Threshold Value:	100% of the Starting Value.
Call Level:	100% of the Starting Value	Calculation Day:	Approximately the fifth scheduled Market Measure Business Day immediately preceding the maturity date.
Call Amounts (per Unit):	[\$11.80 to \$11.90] if called on the first Observation Date, and [\$13.60 to \$13.80] if called on the final Observation Date. The actual Call Amounts will be determined on the pricing date.	Fees Charged:	The public offering price of the notes includes the underwriting discount of \$0.20 per unit as listed on the cover page and an additional charge of \$0.05 per unit more fully described on page TS-15.
		Calculation Agent:	BofA Securities, Inc. (“BofAS”) and HSBC, acting jointly.

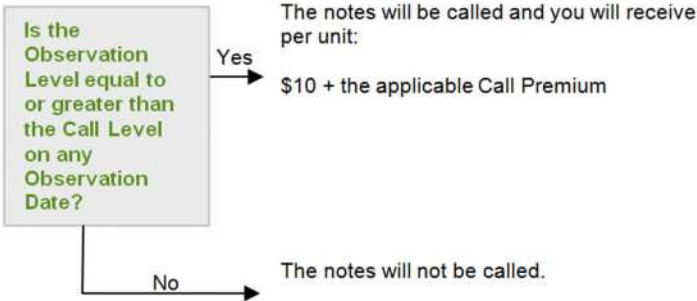
Autocallable Market-Linked Step Up Notes

Linked to the iShares® Global Clean Energy ETF, due April , 2024

Determining Payment on the Notes

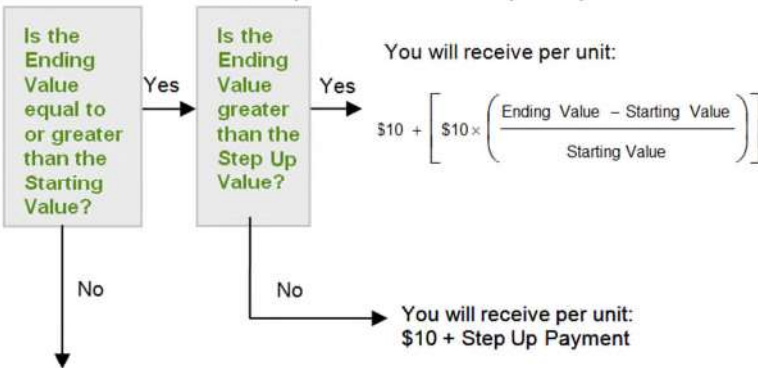
Automatic Call Provision

The notes will be called automatically on an Observation Date if the Observation Level on that Observation Date is equal to or greater than the Call Level. If the notes are called, you will receive \$10 per unit plus the applicable Call Premium.



Redemption Amount Determination

If the notes are not automatically called, on the maturity date, you will receive a cash payment per unit determined as follows:



You will receive per unit:

$$\$10 - \left[\$10 \times \left(\frac{\text{Threshold Value} - \text{Ending Value}}{\text{Starting Value}} \right) \right]$$

Because the Threshold Value for the notes is equal to the Starting Value, you will lose all or a portion of your investment if the Ending Value is less than the Starting Value.

Autocallable Market-Linked Step Up Notes

Linked to the iShares® Global Clean Energy ETF, due April , 2024

The terms and risks of the notes are contained in this term sheet and the documents listed below (together, the “Note Prospectus”). The documents have been filed as part of a registration statement with the SEC, which may, without cost, be accessed on the SEC website as indicated below or obtained from MLPF&S or BofAS by calling 1-800-294-1322:

- Product supplement EQUITY SUN-1 dated February 23, 2021:
https://www.sec.gov/Archives/edgar/data/83246/000110465921026692/tm217503d11_424b5.htm
- Prospectus supplement dated February 23, 2021:
https://www.sec.gov/Archives/edgar/data/83246/000110465921026609/tm217170d2_424b2.htm
- Prospectus dated February 23, 2021:
https://www.sec.gov/Archives/edgar/data/0000083246/000110465921026585/tm217170d7_424b3.htm

Our Central Index Key, or CIK, on the SEC website is 83246. Before you invest, you should read the Note Prospectus, including this term sheet, for information about us and this offering. Any prior or contemporaneous oral statements and any other written materials you may have received are superseded by the Note Prospectus. You should carefully consider, among other things, the matters set forth under “Risk Factors” in the section indicated on the cover of this term sheet. The notes involve risks not associated with conventional debt securities. Capitalized terms used but not defined in this term sheet have the meanings set forth in product supplement EQUITY SUN-1. Unless otherwise indicated or unless the context requires otherwise, all references in this document to “we,” “us,” “our,” or similar references are to HSBC.

Investor Considerations

You may wish to consider an investment in the notes if:

- You are willing to receive a return on your investment capped at the return represented by the applicable Call Premium if the relevant Observation Level is equal to or greater than the Call Level.
- You anticipate that the notes will be automatically called or that the Underlying Fund will not decrease from the Starting Value to the Ending Value.
- You are willing to risk a loss of principal and return if the notes are not automatically called and the Underlying Fund decreases from the Starting Value to the Ending Value.
- You are willing to forgo the interest payments that are paid on traditional interest bearing debt securities.
- You are willing to forgo dividends or other benefits of owning shares of the Underlying Fund or the securities held by the Underlying Fund.
- You are willing to accept that a secondary market is not expected to develop for the notes, and understand that the market prices for the notes, if any, may be less than the principal amount and will be affected by various factors, including our actual and perceived creditworthiness, our internal funding rate and the fees charged, as described on page TS-2.
- You are willing to assume our credit risk, as issuer of the notes, for all payments under the notes, including the Call Amount or the Redemption Amount.

The notes may not be an appropriate investment for you if:

- You want to hold your notes for the full term.
- You believe that the notes will not be automatically called and the Underlying Fund will decrease from the Starting Value to the Ending Value.
- You seek principal repayment or preservation of capital.
- You seek interest payments or other current income on your investment.
- You want to receive dividends or other distributions paid on shares of the Underlying Fund or the securities held by the Underlying Fund.
- You seek an investment for which there will be a liquid secondary market.
- You are unwilling or are unable to take market risk on the notes or to take our credit risk as issuer of the notes.

We urge you to consult your investment, legal, tax, accounting, and other advisors before you invest in the notes.

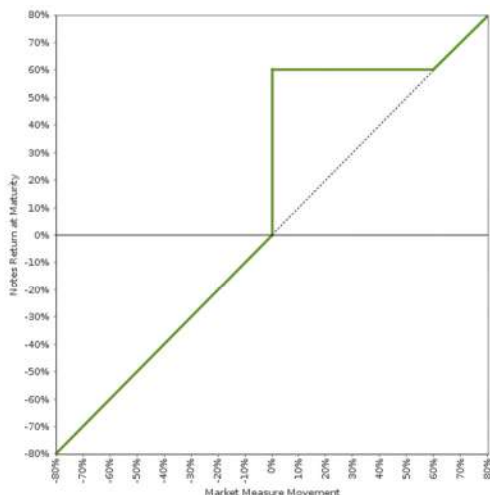
Autocallable Market-Linked Step Up Notes

Linked to the iShares® Global Clean Energy ETF, due April , 2024

Hypothetical Payout Profile at Maturity

The graph below is based on **hypothetical** numbers and values. **The graph below shows a payout profile at maturity, which would only apply if the notes are not called on any Observation Date.**

Autocallable Market-Linked Step Up Notes



This graph reflects the returns on the notes, based on the Threshold Value of 100% of the Starting Value, the Step Up Payment of \$6.00 per unit and the Step Up Value of 160% of the Starting Value. The green line reflects the returns on the notes, while the dotted gray line reflects the returns of a direct investment in the Underlying Fund, excluding dividends.

This graph has been prepared for purposes of illustration only.

Hypothetical Payments at Maturity

The following table and examples are for purposes of illustration only. They are based on **hypothetical** values and show **hypothetical** returns on the notes, assuming the notes are not called on any Observation Date. **The actual amount you receive and the resulting total rate of return will depend on the actual Starting Value, Threshold Value, Step Up Value and Ending Value, whether the notes are called on an Observation Date, and term of your investment.**

The following table is based on a Starting Value of 100, a Threshold Value of 100, a Step Up Value of 160 and the Step Up Payment of \$6.00 per unit. It illustrates the effect of a range of Ending Values on the Redemption Amount per unit of the notes and the total rate of return to holders of the notes. The following examples do not take into account any tax consequences from investing in the notes.

Ending Value	Percentage Change from the Starting Value to the Ending Value	Redemption Amount per Unit	Total Rate of Return on the Notes
0.00	-100.00%	\$0.00	-100.00%
50.00	-50.00%	\$5.00	-50.00%
75.00	-25.00%	\$7.50	-25.00%
80.00	-20.00%	\$8.00	-20.00%
90.00	-10.00%	\$9.00	-10.00%
95.00	-5.00%	\$9.50	-5.00%
100.00 ⁽¹⁾⁽²⁾	0.00%	\$16.00 ⁽³⁾	60.00%
120.00	20.00%	\$16.00	60.00%
130.00	30.00%	\$16.00	60.00%
150.00	50.00%	\$16.00	60.00%
160.00 ⁽⁴⁾	60.00%	\$16.00	60.00%
170.00	70.00%	\$17.00	70.00%
200.00	100.00%	\$20.00	100.00%

- (1) This is the **hypothetical** Threshold Value.
- (2) The **hypothetical** Starting Value of 100.00 used in these examples has been chosen for illustrative purposes only, and does not represent a likely actual Starting Value for the Underlying Fund.
- (3) This amount represents the sum of the principal amount and the Step Up Payment of \$6.00.
- (4) This is the **hypothetical** Step Up Value.

For recent actual prices of the Underlying Fund, see “The Underlying Fund” section below. The Ending Value will not include any income generated by dividends paid on the Underlying Fund or the securities held by the Underlying Fund, which you would otherwise be entitled to receive if you invested in those securities directly. In addition, all payments on the notes are subject to issuer credit risk.

Autocallable Market-Linked Step Up Notes

Linked to the iShares® Global Clean Energy ETF, due April , 2024

Redemption Amount Calculation Examples

Example 1

The Ending Value is 50.00, or 50.00% of the Starting Value:

Starting Value: 100.00

Threshold Value: 100.00

Ending Value: 50.00

$$\$10 - \left[\$10 \times \left(\frac{100 - 50}{100} \right) \right] = \$5.00 \quad \text{Redemption Amount per unit}$$

Example 2

The Ending Value is 110.00, or 110.00% of the Starting Value:

Starting Value: 100.00

Step Up Value: 160.00

Ending Value: 110.00

$$\$10.00 + \$6.00 = \$16.00$$

Redemption Amount per unit, *the principal amount plus the Step Up Payment, since the Ending Value is equal to or greater than the Starting Value, but less than the Step Up Value.*

Example 3

The Ending Value is 170.00, or 170.00% of the Starting Value:

Starting Value: 100.00

Step Up Value: 160.00

Ending Value: 170.00

$$\$10 + \left[\$10 \times \left(\frac{170 - 100}{100} \right) \right] = \$17.00 \quad \text{Redemption Amount per unit}$$

Risk Factors

We urge you to read the section “Risk Factors” in the product supplement and in the accompanying prospectus supplement. Investing in the notes is not equivalent to investing directly in shares of the Underlying Fund or the securities held by the Underlying Fund. You should understand the risks of investing in the notes and should reach an investment decision only after careful consideration, with your advisers, with respect to the notes in light of your particular financial and other circumstances and the information set forth in this term sheet and the accompanying product supplement, prospectus supplement and prospectus.

In addition to the risks in the product supplement identified below, you should review “Risk Factors” in the accompanying prospectus supplement, including the explanation of risks relating to the notes described in the section “—Risks Relating to All Note Issuances.”

Structure-related Risks

- If the notes are not automatically called, depending on the performance of the Underlying Fund as measured shortly before the maturity date, you may lose up to 100% of the principal amount.
- If the notes are called, your investment return is limited to the return represented by the applicable Call Premium.
- Your return on the notes may be less than the yield you could earn by owning a conventional fixed or floating rate debt security of comparable maturity.
- Your investment return may be less than a comparable investment directly in the Underlying Fund or the securities held by the Underlying Fund.
- Payments on the notes are subject to our credit risk, and actual or perceived changes in our creditworthiness are expected to affect the value of the notes. If we become insolvent or are unable to pay our obligations, you may lose your entire investment.

Valuation- and Market-related Risks

- The estimated initial value of the notes will be less than the public offering price and may differ from the market value of the notes in the secondary market, if any. We will determine the estimated initial value by reference to our or our affiliates' internal pricing models. These pricing models consider certain assumptions and variables, which can include volatility and interest rates. These pricing models rely in part on certain forecasts about future events, which may prove to be incorrect. Different pricing models and assumptions could provide valuations for the notes that are different from our estimated initial value. The estimated initial value will reflect our internal funding rate we use to issue market-linked notes, as well as the mid-market value of the hedging arrangements related to the notes (which may include call options, put options or other derivatives).
- Our internal funding rate for the issuance of these notes is lower than the rate we would use when we issue conventional fixed or floating rate debt securities. This is one of the factors that may result in the market value of the notes being less than their estimated initial value. As a result of the difference between our internal funding rate and the rate we would use when we issue conventional fixed or floating rate debt securities, the estimated initial value of the notes may be lower if it were based on the levels at which our fixed or floating rate debt securities trade in the secondary market. In addition, if we were to use the rate we use for our conventional fixed or floating rate debt issuances, we would expect the economic terms of the notes to be more favorable to you.
- The price of your notes in the secondary market, if any, immediately after the pricing date is expected to be less than the public offering price. The public offering price takes into account certain costs, principally the underwriting discount, the hedging costs described on page TS-15 and the costs associated with issuing the notes. The costs associated with issuing the notes will be used or retained by us or one of our affiliates. If you were to sell your notes in the secondary market, if any, the price you would receive for your notes may be less than the price you paid for them.
- The estimated initial value does not represent a minimum price at which we, MLPF&S, BofAS or any of our respective affiliates would be willing to purchase your notes in the secondary market (if any exists) at any time. The price of your notes in the secondary market, if any, at any time after issuance will vary based on many factors, including the price of the Underlying Fund and changes in market conditions, and cannot be predicted with accuracy. The notes are not designed to be short-term trading instruments, and you should, therefore, be able and willing to hold the notes to maturity. Any sale of the notes prior to maturity could result in a loss to you.
- A trading market is not expected to develop for the notes. None of us, MLPF&S or BofAS is obligated to make a market for, or to repurchase, the notes. There is no assurance that any party will be willing to purchase your notes at any price in any secondary market.

Conflict-related Risks

- Our business, hedging and trading activities, and those of MLPF&S, BofAS and our respective affiliates (including trades in shares of the Underlying Fund or the securities held by the Underlying Fund), and any hedging and trading activities we, MLPF&S, BofAS or our respective affiliates engage in for our clients' accounts, may affect the market value and return of the notes and may create conflicts of interest with you.
- There may be potential conflicts of interest involving the calculation agents, one of which is us and one of which is BofAS. We have the right to appoint and remove the calculation agents.

Autocallable Market-Linked Step Up Notes

Linked to the iShares® Global Clean Energy ETF, due April , 2024

Market Measure-related Risks

- Your return on the notes and the value of the notes may be affected by exchange rate movements and factors affecting the international securities markets.
- The sponsor of the S&P Global Clean Energy Index™ (the “Underlying Index”) described below may adjust the Underlying Index in a way that affects its level, and has no obligation to consider your interests.
- The sponsor and investment advisor of the Underlying Fund may adjust the Underlying Fund in a way that could adversely affect the price of the Underlying Fund and consequently, the return on the notes, and have no obligation to consider your interests.
- As a noteholder, you will have no rights to receive shares of the Underlying Fund or the securities held by the Underlying Fund, and you will not be entitled to receive securities, dividends or other distributions on those securities.
- While we, MLPF&S, BofAS or our respective affiliates may from time to time own securities of companies included in the Underlying Fund, we, MLPF&S, BofAS and our respective affiliates do not control any company included in the Underlying Fund, and have not verified any disclosure made by any other company.
- There are liquidity and management risks associated with the Underlying Fund.
- The performance of the Underlying Fund may not correlate with the performance of its Underlying Index as well as the net asset value per share of the Underlying Fund, especially during periods of market volatility when the liquidity and the market price of shares of the Underlying Fund and/or securities held by the Underlying Fund may be adversely affected, sometimes materially.
- The payments on the notes will not be adjusted for all corporate events that could affect the Underlying Fund. See “Description of the Notes—Anti-Dilution and Discontinuance Adjustments Relating to Underlying Funds” beginning on page PS-28 of product supplement EQUITY SUN-1.

Tax-related Risks

- The U.S. federal income tax consequences of the notes are uncertain, and may be adverse to a holder of the notes. See “Summary Tax Consequences” below and “U.S. Federal Income Tax Summary” beginning on page PS-40 of product supplement EQUITY SUN-1.

Additional Risk Factors

All of the securities held by the Underlying Fund are concentrated in one industry.

All of the securities held by the Underlying Fund are issued by companies in the clean energy industry. As a result, the securities that will determine the performance of the notes are concentrated in one industry. Although an investment in the notes will not give holders any ownership or other direct interests in the securities held by the Underlying Fund, the return on an investment in the notes will be subject to certain risks similar to those associated with direct equity investments in the clean energy industry. The notes may be subject to greater volatility and be more adversely affected by a single positive or negative economic, political or regulatory occurrence affecting this industry than a different investment linked to securities of a more broadly diversified group of issuers.

The notes will be subject to risks associate with the clean energy industry.

The performance of companies in the clean energy industry are influenced by many complex and unpredictable factors. Clean energy companies may be highly dependent upon government subsidies, contracts with government entities, and the successful development of new and proprietary technologies. In addition, seasonal weather conditions, fluctuations in the supply of and the demand for clean energy products, changes in energy prices, and international political events may cause fluctuations in the performance of clean energy companies and the prices of their securities. The profitability of clean energy companies may also be adversely affected by existing and future laws, regulations, government actions and other legal requirements relating to protection of the environment, health and safety matters and others that may increase the costs of conducting their business or may reduce or delay available business opportunities. Any adverse development in the clean energy industry may have a material adverse effect on the securities held by the Underlying Fund, and as a result, on the value of the notes.

A limited number of securities may affect the level of the Underlying Index, and the Underlying Index is not necessarily representative of the clean energy industry.

As of February 26, 2021, there were 30 securities included in the Underlying Index. As of that day, the top one security included in the Underlying Index constituted 9.5% of the total weight of the Underlying Index and the top 10 securities included in the Underlying Index constituted 49.9% of the total weight of the Underlying Index. Because the Underlying Fund attempts to track the performance of the Underlying Index, any reduction in the market price of those securities is likely to have a substantial adverse impact on the price of the Underlying Fund and the value of the notes.

While the securities included in the Underlying Index are equity securities of companies generally considered to be involved in the clean energy industry, the securities included in the Underlying Index may not follow the price movements of the entire clean energy industry generally. If the securities included in the Underlying Index (and, accordingly, the securities held by the Underlying Fund) decline in value, the Underlying Fund will decline in value even if security prices in the clean energy industry generally increase in value.

Autocallable Market-Linked Step Up Notes

Linked to the iShares® Global Clean Energy ETF, due April , 2024

The Underlying Fund

All disclosures contained in this term sheet regarding the Underlying Fund and the Underlying Index, including, without limitation, their make-up, method of their calculation, and changes in their components, have been derived from publicly available sources. The information reflects the policies of, and is subject to change by, BlackRock Fund Advisors (“BFA”). The consequences of any discontinuance of the Underlying Fund or the Underlying Index are discussed in the section entitled “Description of the Notes—Anti-Dilution and Discontinuance Adjustments Relating to Underlying Funds—Discontinuance of or Material Change to an Underlying Fund” beginning on page PS-31 of product supplement EQUITY SUN-1. None of us, the calculation agents, or MLPF&S accepts any responsibility for the calculation, maintenance, or publication of the Underlying Fund, the Underlying Index, or any successor fund or index.

The iShares® Global Clean Energy ETF

The iShares® Global Clean Energy ETF (the “ICLN”) is an investment portfolio maintained and managed by iShares, Inc. (“iShares”) and advised by BFA. iShares is a registered investment company that consists of numerous separate investment portfolios, including ICLN. The shares of the ICLN are listed and trade on the NASDAQ under the ticker symbol “ICLN.”

Information provided to or filed with the SEC by iShares pursuant to the Securities Act and the Investment Company Act can be located by reference to SEC file numbers 033-97598 and 811-09102, respectively, through the SEC’s website at www.sec.gov. In addition, information may be obtained from other sources including, but not limited to, press releases, newspaper articles and other publicly disseminated documents.

The S&P Global Clean Energy Index™, which is the underlying index of ICLN, is calculated by or on behalf of S&P Dow Jones Indices LLC (“S&P”).

Investment Objective and Strategy

The ICLN seeks to provide investment results that correspond generally to the price and yield performance, before fees and expenses, of the S&P Global Clean Energy Index™. The S&P Global Clean Energy Index™ was developed by S&P and is designed to track the performance of clean energy-related companies. The ICLN uses a representative sampling strategy to try to track the S&P Global Clean Energy Index™ and generally will invest at least 90% of its assets in the components of the S&P Global Clean Energy Index™. The returns of the ICLN may be affected by certain management fees and other expenses, which are detailed in its prospectus.

The S&P Global Clean Energy Index™

The S&P Global Clean Energy Index™ (the “SPGTCLN”) was developed by S&P and is calculated, maintained and published by S&P. The SPGTCLN is reported by Bloomberg under the ticker symbol “SPGTCLN.” The SPGTCLN is a non-market capitalization-weighted index that is designed to measure the performance of 30 of the largest companies in global clean energy related businesses from both developed and emerging markets. The index currently consists of 30 stocks, but will be increased to 35, as set forth below.

The SPGTCLN is part of the part of the S&P Thematic Indices series and draws from the S&P® Global BMI Index.

Eligibility Factors

To be eligible for inclusion in the SPGTCLN, an eligible stock must have a minimum total market capitalization of US\$ 300 million and a minimum float-adjusted market capitalization of US\$ 100 million. Eligible stocks must also maintain a 3-month Average Daily Value Traded Liquidity Threshold of US\$ 3 million (US\$ 2 million for current constituents). Effective April 21, this daily requirement will become a median daily value traded (MDVT) requirement, over a 6-month period. Eligible stocks must be included in The S&P® Global BMI Index in order to be considered for inclusion in the SPGTCLN. Only developed market listings are eligible for stocks domiciled in emerging markets. For more information about the S&P® Global BMI Index’s constituent selection process, please see “The S&P® Global BMI Index Constituent Selection” below.

The S&P® Global BMI Constituent Selection

The S&P® Global BMI Index is designed to measure global stock market performance. Securities issued by companies domiciled in countries classified as developing or emerging markets are eligible for inclusion in the S&P® Global BMI Index. The S&P® Global BMI Index covers all publicly listed equities with float-adjusted market capitalizations of at least \$100 million. At the S&P® Global BMI Index reconstitution, an index constituent is removed if its float-adjusted market capitalization falls below US\$ 75 million.

At the annual reconstitution, the liquidity of each stock being considered for inclusion is evaluated using two median daily value traded metrics:

Eligible stocks must have a minimum USD 12 month median value traded ratio (MVTR) to be eligible. The ratio is calculated by taking the USD median daily value traded (MDVT) amount for each of the 12 months preceding the rebalancing reference date, multiplying the monthly amount by the number of days that the stock traded during that month, and then dividing by its end-of- month float-adjusted market capitalization, also calculated in USD. The sum of the 12 monthly values is the MVTR for that stock. If a stock has traded for less than 12 months, the average of the available monthly values is taken and multiplied by 12.

Eligible stocks must have a minimum USD MDVT over the six months prior to the rebalancing reference date to be eligible. If a stock has traded for less than six months, the MDVT amount for as long as the stock has been trading is used. The requirements vary based on a stock’s country classification, whether emerging or developed. These requirements are summarized in the following table:

Autocallable Market-Linked Step Up Notes

Linked to the iShares® Global Clean Energy ETF, due April , 2024

Liquidity Thresholds for Potential Constituents		
Region	12-Month MVTR (%)	6-Month MDVT (US\$M)
Emerging	10	0.1
Developed	20	0.25

At annual reconstitution, current constituents of the S&P® Global BMI Index are removed if either of the liquidity metrics fall below the thresholds in the following table:

Liquidity Thresholds for Current Constituents		
Region	12-Month MVTR (%)	6-Month MDVT (US\$M)
Emerging	7	0.07
Developed	14	0.175

All investable primary market share classes are included in the S&P® Global BMI Index. All publicly listed multiple share class lines are eligible for inclusion in the S&P® Global BMI Index, subject to meeting the eligibility criteria and foreign investors may hold shares in the class.

IPO additions to the S&P® Global BMI Index take place quarterly. The criteria for inclusion of an IPO are the same as that used at the annual reconstitution of the S&P® Global BMI Index. In addition, IPOs must have a trading history of at least three months as of the reference date. The reference date for IPO inclusions will be five weeks prior to the effective rebalancing date, and additions are effective at the open of Monday following the third Friday of March, June, September and December. Market cap and liquidity of IPOs are evaluated as of the reference date. Since an IPO will have traded less than a full year, the trading value data that is available is annualized to determine S&P® Global BMI Index eligibility.

Certain large IPOs may be eligible for fast track entry, subject to the following conditions:

- Only newly public IPOs and direct placement listings will be considered eligible for fast track entry. Formerly bankrupt companies that switch from Over-the-Counter Exchange (“OTC”) or a non-covered exchange to an S&P covered exchange are ineligible.
- Fast track IPO additions must meet a minimum float-adjusted market capitalization (“FMC”) threshold of US\$ 2 billion, calculated using the shares offered (excluding over-allotment options) and the closing price on the first day of trading on an eligible exchange. The threshold level is reviewed from time to time and updated as needed to assure consistency with market conditions.
- In addition, the IPO will need to meet all other applicable S&P® Global BMI Index eligibility rules except for the liquidity requirement. If all necessary public information is available, S&P verifies that the fast track conditions have been met. Once S&P announces that the IPO is eligible for fast track addition, it is added to the S&P® Global BMI Index with five business days lead time. At the discretion of the relevant index committee of S&P, fast track IPO additions eligible to be added during a quarterly rebalancing freeze period may instead be added on the rebalancing effective date.

If the practical available limit for an existing constituent (as defined by the known shares actually available to foreign investors) falls below 5%, then it will be removed from the S&P® Global BMI Index at the next quarterly rebalancing. A stock can be added only if the practical available limit is 10% or more.

Index Construction

Stocks that meet the eligibility criteria are reviewed for specific practices related to clean energy in their business description. Index constituents are drawn from S&P Global BMI Index. The universe of companies that may be considered eligible for potential index inclusion is determined by S&P based on factors such as a company’s business description and its most recent reported revenue by segment. Companies are identified as being in the clean energy business for their involvement in the production of Clean Energy or provision of Clean Energy Technology & Equipment, including but not limited to:

- Biofuel & Biomass Energy Production
- Biofuel & Biomass Technology & Equipment

Autocallable Market-Linked Step Up Notes

Linked to the iShares® Global Clean Energy ETF, due April , 2024

- Ethanol & Fuel Alcohol Production
- Fuel Cells Technology & Equipment
- Geothermal Energy Production
- Hydro Electricity Production
- Hydro-Electric Turbines & Other Equipment
- Photo Voltaic Cells & Equipment
- Solar Energy Production
- Wind Energy Production
- Wind Turbines & Other Wind Energy Equipment

After determining the eligible universe, the index components are selected as follows:

1. S&P defines exposure scores for each company based on its primary business.
2. The 30 largest companies, as ranked by the FMC, with exposure scores of 1 from the eligible universe are selected.
3. In the event of fewer than 30 qualifying stocks with an exposure score of 1, the largest companies, as ranked by FMC, from within the eligible universe with an exposure score of 0.5 are selected until the count reaches 30.
4. From the 30 companies selected in the prior steps, those with an S&P Trucost Limited (Trucost) carbon-to-revenue footprint standard score greater than three are excluded from index inclusion and replaced with the next highest ranked stock in order to satisfy the index's target constituent count of 30. Replacement stocks must have a carbon-to-revenue footprint lower than those being replaced to qualify for index addition. Companies without Trucost coverage are eligible for index inclusion.

Semi-annual index reconstitutions of the index occur after the closing of the markets on the third Friday of April and October.

After the close of the markets on April 16, 2021, all stocks with an exposure score of 1 will be selected, with a minimum constituent count of 35. If there are fewer than 35 of those stocks, the highest-ranking stock from the eligible universe with an exposure score of 0.5 will be selected, until the minimum target constituent count of 35 is reached.

Constituents are currently weighted based on the product of each constituent's FMC and exposure score, subject to a single constituent weight cap of 4.5%. However, after the close of the markets on April 16, 2021, constituents will be weighted on a quarterly basis based on the product of each constituent's FMC and exposure score, with the weights of constituents capped at the lower of 9% or five times its liquidity weight; the cumulative weight of all stocks in the index that will have a weight greater than 4.5% will not exceed 40%.

Index	Exposure Scores		
	SPGTCLN	0	0.5
	Eliminated, no exposure.	Multi-industry with significant clean energy exposure	Primary business is clean energy

Carbon-to-Revenue Footprint. The carbon-to-revenue footprint data used in the methodology is calculated by Trucost, and is defined as the company's annual GHG emissions (direct and first tier indirect), expressed as metric tons of carbon dioxide equivalent (tCO₂e) emissions, divided by annual revenues for the corresponding year, expressed in millions of US dollars.

Trucost's annual research process evaluates the environmental performance of a given company with one output of this process being its annual greenhouse gas emissions profile.

Index Calculation

The SPGTCLN is a non-market capitalization-weighted index where index constituents have a defined weight in the SPGTCLN. The index value of the SPGTCLN is simply the market value of the SPGTCLN divided by the index divisor:

Index Value = (Index Market Value) / Divisor

$$\text{Index Market Value} = \sum_{i=1}^N P_i \times \text{Shares}_i \times \text{IWF}_i \times \text{AWF}_i \times \text{FxRate}$$

where N is the number of stocks in the index, P_i the price of stock *i*, IWF_i is the float factor of stock *i* (as defined below), AWF_i is the adjustment factor of stock *i* assigned at each index rebalancing date, *t*, which adjusts the market capitalization for all index constituents to achieve the user-defined weight, while maintaining the total market value of the overall index and FxRate is the exchange rate from the local currency into index currency for stock *i*.

The AWF for each index constituent, *i*, at rebalancing date, *t*, is calculated by:

Autocallable Market-Linked Step Up Notes

Linked to the iShares® Global Clean Energy ETF, due April , 2024

$$AWFi,t = Z / \text{Float Adjusted Market Value}_{i,t} \times W_{i,t} \times \text{FxRate}$$

Where Z is an index specific constant set for the purpose of deriving the AWF and, therefore, each stock's share count used in the index calculation (often referred to as modified index shares). $W_{i,t}$ is the user-defined weight of stock i on rebalancing date t and FxRate is the exchange rate from the local currency into index currency for stock i .

Float Adjustment. Float adjustment means that the number of shares outstanding is reduced to exclude closely held shares from the calculation of the index value because such shares are not available to investors. The goal of float adjustment is to distinguish between strategic (control) shareholders, whose holdings depend on concerns such as maintaining control rather than the economic fortunes of the company, and those holders whose investments depend on the stock's price and their evaluation of a company's future prospects. Generally, these "control holders" include officers and directors, private equity, venture capital & special equity firms, other publicly traded companies that hold shares for control, strategic partners, holders of restricted shares, employee stock ownership plans, employee and family trusts, foundations associated with the company, holders of unlisted share classes of stock or government entities at all levels (other than government retirement/pension funds) and any individual person who controls a 5% or greater stake in a company as reported in regulatory filings. Shares that are not considered outstanding are also not included in the available float. These generally include treasury stock, stock options, equity participation units, warrants, preferred stock, convertible stock and rights.

For each component, S&P calculates an Investable Weight Factor ("IWF"), which represents the portion of the total shares outstanding that are considered part of the public float for purposes of the SPGTCLN.

Divisor. Continuity in index values of the SPGTCLN is maintained by adjusting its divisor for all changes in its constituents' share capital after its base date. This includes additions and deletions to the SPGTCLN, rights issues, share buybacks and issuances and non-zero price spin-offs. The value of the SPGTCLN's divisor over time is, in effect, a chronological summary of all changes affecting the base capital of the SPGTCLN. The divisor of the SPGTCLN is adjusted such that the index value of the SPGTCLN at an instant just prior to a change in base capital equals the index value of the SPGTCLN at an instant immediately following that change.

Index Maintenance

The SPGTCLN is maintained by the S&P Dow Jones Index Committee (the "Index Committee"). The Index Committee meets regularly. At each meeting, the Index Committee may review pending corporate actions that may affect the SPGTCLN constituents, statistics comparing the composition of the SPGTCLN to the market, companies that are being considered as candidates for addition to the SPGTCLN, and any significant market events. In addition, the Index Committee may revise index policy covering rules for selecting companies, treatment of dividends, share counts or other matters.

S&P considers information about changes to the SPGTCLN and related matters to be potentially market moving and material. Therefore, all Index Committee discussions are confidential.

The Index Committee reserves the right to make exceptions when applying the methodology if the need arises. In any scenario where the treatment differs from the general rules S&P will provide sufficient notice, whenever possible.

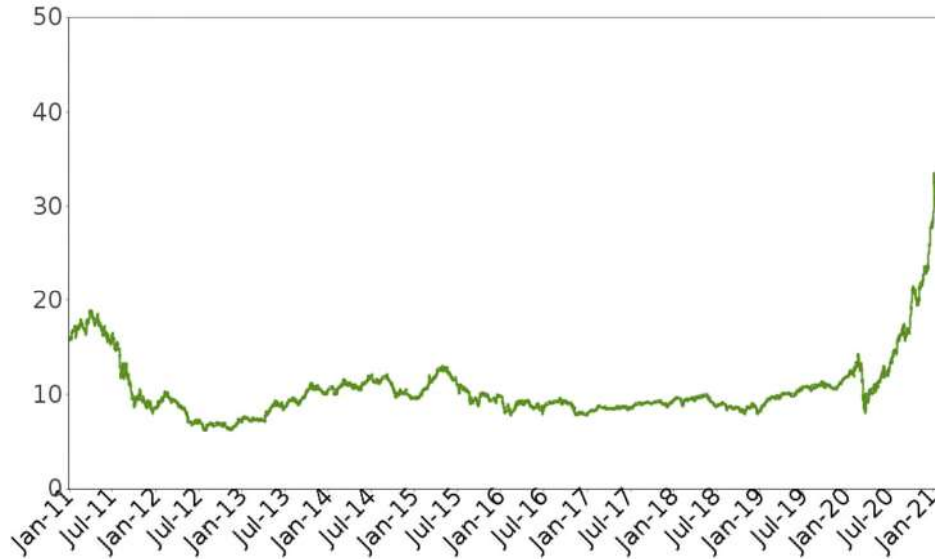
In addition to the daily governance of the SPGTCLN and maintenance of index methodologies, at least once within any 12-month period, the Index Committee reviews the methodology to ensure the SPGTCLN continues to achieve the stated objectives, and that the data and methodology remain effective. In certain instances, S&P may publish a consultation inviting comments from external parties.

Autocallable Market-Linked Step Up Notes

Linked to the iShares® Global Clean Energy ETF, due April , 2024

The following graph shows the daily historical performance of the Underlying Fund on its primary exchange in the period from January 1, 2011 through March 3, 2021. We obtained this historical data from Bloomberg L.P. We have not independently verified the accuracy or completeness of the information obtained from Bloomberg L.P. On March 3, 2021, the Closing Market Price of the Underlying Fund was \$24.27. The graph below may have been adjusted to reflect certain corporate actions, such as stock splits and reverse stock splits.

Historical Performance of the Underlying Fund



This historical data on the Underlying Fund is not necessarily indicative of the future performance of the Underlying Fund or what the value of the notes may be. Any historical upward or downward trend in the price per share of the Underlying Fund during any period set forth above is not an indication that the price per share of the Underlying Fund is more or less likely to increase or decrease at any time over the term of the notes.

Before investing in the notes, you should consult publicly available sources for the prices and trading pattern of the Underlying Fund.

Supplement to the Plan of Distribution

We may deliver the notes against payment therefor in New York, New York on a date that is greater than two business days following the pricing date. Under Rule 15c6-1 of the Securities Exchange Act of 1934, trades in the secondary market generally are required to settle in two business days, unless the parties to any such trade expressly agree otherwise. Accordingly, if the initial settlement of the notes occurs more than two business days from the pricing date, purchasers who wish to trade the notes more than two business days prior to the original issue date will be required to specify alternative settlement arrangements to prevent a failed settlement.

The notes will not be listed on any securities exchange. In the original offering of the notes, the notes will be sold in minimum investment amounts of 100 units. If you place an order to purchase the notes, you are consenting to MLPF&S and/or one of its affiliates acting as a principal in effecting the transaction for your account.

MLPF&S will purchase the notes from BofAS for resale, and will receive a selling concession in connection with the sale of the notes in an amount up to the full amount of underwriting discount set forth on the cover of this term sheet.

MLPF&S and BofAS may repurchase and resell the notes, with repurchases and resales being made at prices related to then-prevailing market prices or at negotiated prices, and these will include MLPF&S's and BofAS's trading commissions and mark-ups or mark-downs. MLPF&S and BofAS may act as principal or agent in these market-making transactions; however, neither is obligated to engage in any such transactions. At their discretion, for a short, undetermined initial period after the issuance of the notes, MLPF&S and BofAS may offer to buy the notes in the secondary market at a price that may exceed the estimated initial value of the notes. Any price offered by MLPF&S or BofAS for the notes will be based on then-prevailing market conditions and other considerations, including the performance of the Underlying Fund, the remaining term of the notes, and the issuer's creditworthiness. However, neither we nor any of our affiliates are obligated to purchase your notes at any price, or at any time, and we cannot assure you that we, MLPF&S, BofAS or any of our respective affiliates will purchase your notes at a price that equals or exceeds the estimated initial value of the notes.

The value of the notes shown on your account statement provided by MLPF&S will be based on BofAS's estimate of the value of the notes if BofAS or one of its affiliates were to make a market in the notes, which it is not obligated to do. This estimate will be based upon the price that BofAS may pay for the notes in light of then-prevailing market conditions, and other considerations, as mentioned above, and will include transaction costs. At certain times, this price may be higher than or lower than the estimated initial value of the notes.

The distribution of the Note Prospectus in connection with these offers or sales will be solely for the purpose of providing investors with the description of the terms of the notes that was made available to investors in connection with their initial offering. Secondary market investors should not, and will not be authorized to, rely on the Note Prospectus for information regarding HSBC or for any purpose other than that described in the immediately preceding sentence.

An investor's household, as referenced on the cover of this term sheet, will generally include accounts held by any of the following, as determined by MLPF&S in its discretion and acting in good faith based upon information then available to MLPF&S:

- the investor's spouse (including a domestic partner), siblings, parents, grandparents, spouse's parents, children and grandchildren, but excluding accounts held by aunts, uncles, cousins, nieces, nephews or any other family relationship not directly above or below the individual investor;
- a family investment vehicle, including foundations, limited partnerships and personal holding companies, but only if the beneficial owners of the vehicle consist solely of the investor or members of the investor's household as described above; and
- a trust where the grantors and/or beneficiaries of the trust consist solely of the investor or members of the investor's household as described above; provided that, purchases of the notes by a trust generally cannot be aggregated together with any purchases made by a trustee's personal account.

Purchases in retirement accounts will not be considered part of the same household as an individual investor's personal or other non-retirement account, except for individual retirement accounts ("IRAs"), simplified employee pension plans ("SEPs"), savings incentive match plan for employees ("SIMPLEs"), and single-participant or owners only accounts (i.e., retirement accounts held by self-employed individuals, business owners or partners with no employees other than their spouses).

Please contact your Merrill financial advisor if you have any questions about the application of these provisions to your specific circumstances or think you are eligible.

Role of MLPF&S and BofAS

BofAS will participate as selling agent in the distribution of the notes. Under our distribution agreement with BofAS, BofAS will purchase the notes from us as principal at the public offering price indicated on the cover of this term sheet, less the indicated underwriting discount.

Payments on the notes, including the amount you receive at maturity or upon an automatic call, will be calculated based on the \$10 per unit principal amount and will depend on the performance of the Index. In order to meet these payment obligations, at the time we issue the notes, we may choose to enter into certain hedging arrangements (which may include call options, put options or other derivatives) with BofAS or one of its affiliates. The terms of these hedging arrangements are determined by BofAS seeking bids from market participants, which could include one of our affiliates and MLPF&S, BofAS and their affiliates. These hedging arrangements take into account a number of factors, including the issuer's creditworthiness, interest rate movements, the volatility of the Underlying Fund, the

Autocallable Market-Linked Step Up Notes

Linked to the iShares® Global Clean Energy ETF, due April , 2024

tenor of the notes and the tenor of the hedging arrangements. The economic terms of the notes depend in part on the terms of the hedging arrangements.

BofAS has advised us that the hedging arrangements will include a hedging related charge of approximately \$0.05 per unit, reflecting an estimated profit to be credited to BofAS from these transactions. Since hedging entails risk and may be influenced by unpredictable market forces, additional profits and losses from these hedging arrangements may be realized by BofAS or any third party hedge providers.

For further information, see “Risk Factors” beginning on page PS-7 of product supplement EQUITY SUN-1.

Summary Tax Consequences

You should consider the U.S. federal income tax consequences of an investment in the notes, including the following:

- There is no statutory, judicial, or administrative authority directly addressing the characterization of the notes.
- You agree with us (in the absence of an administrative determination, or judicial ruling to the contrary) to characterize and treat the notes for all tax purposes as pre-paid executory contracts with respect to the Underlying Fund.
- Under this characterization and tax treatment of the notes, subject to the discussion of the constructive ownership rules of Section 1260 of the Code beginning on page PS-41 of product supplement EQUITY SUN-1, a U.S. holder (as defined in the prospectus supplement) generally will recognize capital gain or loss upon maturity or upon a sale or exchange of the notes prior to maturity. This capital gain or loss generally will be long-term capital gain or loss if you held the notes for more than one year.
- No assurance can be given that the IRS or any court will agree with this characterization and tax treatment.
- A “dividend equivalent” payment is treated as a dividend from sources within the United States and such payments generally would be subject to a 30% U.S. withholding tax if paid to a non-U.S. holder. Under U.S. Treasury Department regulations, payments (including deemed payments) with respect to equity-linked instruments (“ELIs”) that are “specified ELIs” may be treated as dividend equivalents if such specified ELIs reference an interest in an “underlying security,” which is generally any interest in an entity taxable as a corporation for U.S. federal income tax purposes if a payment with respect to such interest could give rise to a U.S. source dividend. However, Internal Revenue Service guidance provides that withholding on dividend equivalent payments will not apply to specified ELIs that are not delta-one instruments and that are issued before January 1, 2023. Based on our determination that the notes are not “delta-one” instruments, non-U.S. holders should not be subject to withholding on dividend equivalent payments, if any, under the notes. However, it is possible that the notes could be treated as deemed reissued for U.S. federal income tax purposes upon the occurrence of certain events affecting the Underlying Fund or the notes, and following such occurrence the notes could be treated as subject to withholding on dividend equivalent payments. Non-U.S. holders that enter, or have entered, into other transactions in respect of the Underlying Fund or the notes should consult their tax advisors as to the application of the dividend equivalent withholding tax in the context of the notes and their other transactions. If any payments are treated as dividend equivalents subject to withholding, we (or the applicable paying agent) would be entitled to withhold taxes without being required to pay any additional amounts with respect to amounts so withheld.

You should consult your own tax advisor concerning the U.S. federal income tax consequences to you of acquiring, owning, and disposing of the notes, as well as any tax consequences arising under the laws of any state, local, foreign, or other tax jurisdiction and the possible effects of changes in U.S. federal or other tax laws. You should review carefully the discussion under the section entitled “U.S. Federal Income Tax Summary” beginning on page PS-40 of product supplement EQUITY SUN-1.

Where You Can Find More Information

We have filed a registration statement (including a product supplement, a prospectus supplement and a prospectus) with the SEC for the offering to which this term sheet relates. Before you invest, you should read the Note Prospectus, including this term sheet, and the other documents that we have filed with the SEC, for more complete information about us and this offering. You may get these documents without cost by visiting EDGAR on the SEC website at www.sec.gov. Alternatively, we, any agent, or any dealer participating in this offering will arrange to send you these documents if you so request by calling MLPF&S or BofAS toll-free at 1-800-294-1322.