

HSBC USA Inc.

## Buffered Accelerated Market Participation Securities™



Linked to a basket consisting of the S&P 500® Index (70.00%), the S&P MidCap 400® Index (15.00%) and the iShares® MSCI EAFE ETF (15.00%)

- ▶ 1.50x exposure to any positive return of the Reference Asset, subject to a Maximum Cap of at least 15.20% (to be determined on the Pricing Date)
- ▶ Protection from the first 15.00% of any losses of the Reference Asset
- ▶ Approximate 2 year maturity
- ▶ All payments on the notes are subject to the credit risk of HSBC USA Inc.

The Buffered Accelerated Market Participation Securities™ (each a "Note" and collectively the "Notes") offered hereunder will not be listed on any U.S. securities exchange or automated quotation system. The Notes will not bear interest.

Neither the U.S. Securities and Exchange Commission (the "SEC") nor any state securities commission has approved or disapproved of the Notes or passed upon the accuracy or the adequacy of this document, the accompanying prospectus, prospectus supplement, Equity Index Underlying Supplement or ETF Underlying Supplement. Any representation to the contrary is a criminal offense. We have appointed HSBC Securities (USA) Inc., an affiliate of ours, as the agent for the sale of the Notes. HSBC Securities (USA) Inc. will purchase the Notes from us for distribution to other registered broker-dealers or will offer the Notes directly to investors. In addition, HSBC Securities (USA) Inc. or another of its affiliates or agents may use the pricing supplement to which this free writing prospectus relates in market-making transactions in any Notes after their initial sale. Unless we or our agent informs you otherwise in the confirmation of sale, the pricing supplement to which this free writing prospectus relates is being used in a market-making transaction. See "Supplemental Plan of Distribution (Conflicts of Interest)" on page FWP-16 of this document.

**Investment in the Notes involves certain risks. You should refer to "Risk Factors" beginning on page FWP-8 of this document, page S-1 of the accompanying prospectus supplement, page S-1 of the accompanying Equity Index Underlying Supplement and page S-1 of the accompanying ETF Underlying Supplement.**

The Estimated Initial Value of the Notes on the Pricing Date is expected to be between \$970.00 and \$990.00 per Note, for each of the Notes, which will be less than the price to public. The market value of the Notes at any time will reflect many factors and cannot be predicted with accuracy. See "Estimated Initial Value" on page FWP-5 and "Risk Factors" beginning on page FWP-8 of this document for additional information.

	Price to Public	Underwriting Discount <sup>(1)</sup>	Proceeds to Issuer
Per Note	\$1,000		
Total			

<sup>(1)</sup> HSBC USA Inc. or one of our affiliates may pay varying underwriting discounts of up to 0.50% per \$1,000 Principal Amount in connection with the distribution of the Notes to other registered broker-dealers. See "Supplemental Plan of Distribution (Conflicts of Interest)" on page FWP-16 of this document.

The Notes:

Are Not FDIC Insured	Are Not Bank Guaranteed	May Lose Value
----------------------	-------------------------	----------------

## Indicative Terms<sup>(1)</sup>

<b>Principal Amount</b>	\$1,000 per Note
<b>Term</b>	Approximate 2 year maturity
<b>Reference Asset</b>	A basket consisting of the S&P 500 <sup>®</sup> Index (Ticker: "SPX"), the S&P MidCap 400 <sup>®</sup> Index (Ticker: "MID") and the iShares <sup>®</sup> MSCI EAFE ETF (Ticker: "EFA") (each, a "Reference Asset Component" and together, the "Reference Asset Components")
<b>Component Weights:</b>	70.00% for the SPX, 15.00% for the MID, and 15.00% for the EFA.
<b>Upside Participation Rate</b>	150% (1.50x) exposure to any positive Reference Return
<b>Maximum Cap</b>	At least 15.20% (to be determined on the Pricing Date).
<b>Buffer Percentage</b>	-15.00%
<b>Reference Return</b>	$\frac{\text{Final Value} - \text{Initial Value}}{\text{Initial Value}}$
<b>Payment at Maturity per Note</b>	<p><b>If the Reference Return is greater than zero, you will receive the lesser of:</b></p> <p>a) \$1,000 + (\$1,000 × Reference Return × Upside Participation Rate); and</p> <p>b) \$1,000 + (\$1,000 × Maximum Cap).</p> <p><b>If the Reference Return is less than or equal to zero but greater than or equal to the Buffer Percentage:</b></p> <p>\$1,000 (zero return).</p> <p><b>If the Reference Return is less than the Buffer Percentage:</b></p> <p>\$1,000 + [\$1,000 × (Reference Return + 15.00%)]. For example, if the Reference Return is -30%, you will suffer a 15% loss and receive 85% of the Principal Amount, subject to the credit risk of HSBC USA, Inc. If the Reference Return is less than the Buffer Percentage, you will lose some or a significant portion (up to 85.00%) of your investment.</p>
<b>Reference Return</b>	The Reference Return will equal the sum of the following products: each Reference Asset Component Return <sup>(1)</sup> multiplied by its respective Component Weight
<b>Initial Value</b>	Set to 100 on the Pricing Date.
<b>Final Value</b>	100 × (1 + Reference Return)
<b>Pricing Date</b>	November 7, 2019
<b>Trade Date</b>	November 7, 2019
<b>Original Issue Date</b>	November 13, 2019
<b>Final Valuation Date<sup>(2)</sup></b>	November 10, 2021
<b>Maturity Date<sup>(2)</sup></b>	November 15, 2021
<b>CUSIP/ISIN</b>	40435UK29/US40435UK296

<sup>(1)</sup>As more fully described starting on page FWP-4.

<sup>(2)</sup>Subject to adjustment as described under "Additional Terms of the Notes" in the accompanying Equity Index Underlying Supplement and ETF Underlying Supplement.

## The Notes

The Notes are designed for investors who believe the Reference Asset will appreciate over the term of the Notes. If the Reference Return is below the Buffer Percentage, then the Notes are subject to a 1:1 exposure to any potential decline of the Reference Asset beyond the Buffer Percentage of -15.00%.

If the Reference Asset appreciates over the term of the Notes, you will realize a return equal to 150% (1.50x) of the Reference Asset appreciation, subject to a Maximum Cap of at least 15.20% (to be determined on the Pricing Date). Should the Reference Asset decline, you will lose 1% of your investment for every 1% decline in the Reference Asset beyond the Buffer Percentage.



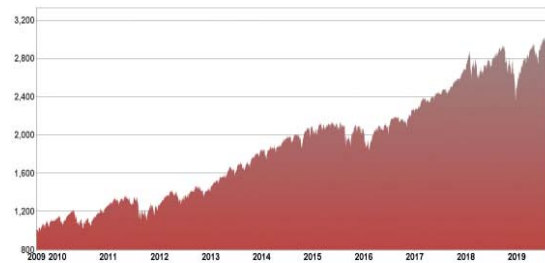
## Payoff Example

The table at right shows the hypothetical payout profile of an investment in the Notes reflecting the Upside Participation Rate of 150% (1.50x), the Buffer Percentage of -15.00%, and assuming a Maximum Cap of 15.20 (the actual Maximum Cap will be at least 15.00% and will be determined on the Pricing Date).

Reference Return	Participation in Reference Return	Return on the Notes
22.50%	1.50x upside exposure, subject to Maximum Cap	15.20%
8.00%	1.50x upside exposure	12.00%
-7.50%	Buffer Level of -15.00%	0.00%
-22.50%	1x loss from Initial Level beyond Buffer Level	-7.50%

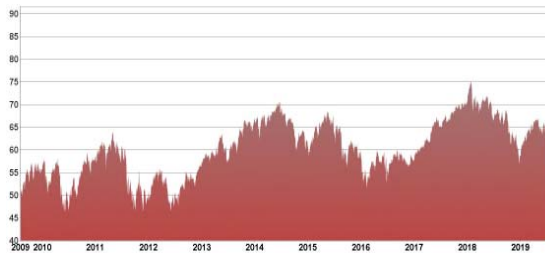
## Information about the Reference Asset Components

The S&P 500<sup>®</sup> Index is a capitalization-weighted index of 500 U.S. stocks. It is designed to measure performance of the broad domestic economy through changes in the aggregate market value of 500 stocks representing all major industries.



The MID is comprised of 400 companies with mid-sized market capitalizations ranging from \$850 million to \$3.8 billion and covers over 7% of the United States equities market. The calculation of the value of the MID is based on the relative value of the aggregate market value of the common stocks of 400 companies as of a particular time compared to the aggregate average market value of the common stocks of 400 similar companies during the base period of June 28, 1991.

iShares<sup>®</sup> MSCI EAFE ETF seeks investment results that correspond generally to the price and yield performance, before fees and expenses, of publicly traded securities in the European, Australasian, and Far Eastern markets, as measured by the MSCI EAFE<sup>®</sup> Index. The shares of EFA are listed and trade on the NYSE Arca under symbol "EFA."



The graphs above illustrate the daily performance of each Reference Asset Component from August 1, 2009 through August 5, 2019. Past performance is not necessarily an indication of future results. For further information on each Reference Asset Component, please see "Information Relating to the Reference Asset Components" beginning on page FWP-14, "The S&P 500<sup>®</sup> Index" "S&P MidCap 400<sup>®</sup> Index," and "The iShares<sup>®</sup> MSCI EAFE ETF" in the accompanying Equity Index Underlying Supplement or ETF Underlying Supplement, as applicable. We have derived all disclosure regarding the Reference Asset Components from publicly available information. Neither HSBC USA Inc. nor any of its affiliates have undertaken any independent review of, or made any due diligence inquiry with respect to, the publicly available information about the Reference Asset Components.

HSBC USA Inc.  
Buffered Accelerated Market Participation Securities™

**Linked to a Basket consisting of the:  
S&P 500® Index, the S&P MidCap 400® Index and the iShares® MSCI EAFE ETF**

This document relates to a single offering of Buffered Accelerated Market Participation Securities™. The Notes will have the terms described in this document and the accompanying prospectus, prospectus supplement, Equity Index Underlying Supplement and ETF Underlying Supplement. If the terms of the Notes offered hereby are inconsistent with those described in the accompanying prospectus, prospectus supplement, Equity Index Underlying Supplement or ETF Underlying Supplement, the terms described in this document shall control. You should be willing to forgo interest and dividend payments during the term of the Notes and, if the Reference Return is less than -15%, lose up to 85% of your principal.

This document relates to an offering of Notes linked to the performance of the Reference Asset. The purchaser of a Note will acquire a senior unsecured debt security of HSBC USA Inc. linked to the Reference Asset as described below. The following key terms relate to the offering of Notes:

<b>Issuer:</b>	HSBC USA Inc.
<b>Principal Amount:</b>	\$1,000 per Note
<b>Reference Asset:</b>	A basket consisting of, the S&P 500® Index (Ticker: "SPX") the S&P MidCap 400® Index (Ticker: "MID"), and the iShares® MSCI EAFE ETF (Ticker: "EFA") (each, a "Reference Asset Component" and together, the "Reference Asset Components")
<b>Component Weights:</b>	70.00% for the SPX, 15.00% for the MID and 15.00% for the EFA.
<b>Trade Date:</b>	November 7, 2019
<b>Pricing Date:</b>	November 7, 2019
<b>Original Issue Date:</b>	November 13, 2019
<b>Final Valuation Date:</b>	November 10, 2021 subject to adjustment as described under "Additional Terms of the Notes—Valuation Dates" in the accompanying Equity Index Underlying Supplement.
<b>Maturity Date:</b>	3 business days after the Final Valuation Date, and expected to be November 15, 2021. The Maturity Date is subject to adjustment as described under "Additional Terms of the Notes—Coupon Payment Dates, Call Payment Dates and Maturity Date" in the accompanying Equity Index Underlying Supplement.
<b>Upside Participation Rate:</b>	150% (1.50x)
<b>Payment at Maturity:</b>	On the Maturity Date, for each Note, we will pay you the Final Settlement Value.
<b>Final Settlement Value:</b>	<p><b>If the Reference Return is greater than zero</b>, you will receive a cash payment on the Maturity Date, per \$1,000 Principal Amount, equal to the lesser of:</p> <p>(a) \$1,000 + (\$1,000 × Reference Return × Upside Participation Rate); and</p> <p>(b) \$1,000 + (\$1,000 × Maximum Cap).</p> <p><b>If the Reference Return is less than or equal to zero but greater than or equal to the Buffer Percentage</b>, you will receive \$1,000 per \$1,000 Principal Amount (zero return).</p> <p><b>If the Reference Return is less than the Buffer Percentage</b>, you will receive a cash payment on the Maturity Date, per \$1,000 Principal Amount, calculated as follows: \$1,000 + [\$1,000 × (Reference Return + 15.00%)].</p> <p>Under these circumstances, you will lose 1% of the Principal Amount of your Notes for each percentage point that the Reference Return is below the Buffer Percentage. For example, if the Reference Return is -30%, you will suffer a 15% loss and receive 85% of the Principal Amount, subject to the credit risk of HSBC. <b>If the Reference Return is less than the Buffer Percentage, you will lose some or a significant portion (up to 85.00%) of your investment.</b></p>
<b>Buffer Percentage:</b>	-15.00%
<b>Maximum Cap:</b>	At least 15.20% (to be determined on the Pricing Date).
<b>Initial Value:</b>	Set to 100 on the Pricing Date.
<b>Final Value:</b>	100 × (1 + Reference Return)

- Reference Return:** The Reference Return will equal the sum of the following products: each Reference Asset Component Return multiplied by its respective Component Weight.
- Reference Asset Component Return:** The quotient, expressed as a percentage, calculated as follows:  
$$\frac{\text{Final Component Value} - \text{Initial Component Value}}{\text{Initial Component Value}}$$
- Initial Component Value:** With respect to each Reference Asset Component, its Official Closing Value on the Pricing Date, as determined by the calculation agent.
- Final Component Value:** With respect to each Reference Asset Component, its Official Closing Value on the Final Valuation Date, as determined by the calculation agent.
- Official Closing Value:** The Official Closing Price or the Official Closing Level of the relevant Reference Asset Component, as applicable.
- Form of Notes:** Book-Entry
- Listing:** The Notes will not be listed on any U.S. securities exchange or quotation system.
- CUSIP/ISIN:** 40435UK29/US40435UK296
- Estimated Initial Value:** The Estimated Initial Value of the Notes may be less than the price you pay to purchase the Notes. The Estimated Initial Value does not represent a minimum price at which we or any of our affiliates would be willing to purchase your Notes in the secondary market, if any, at any time. The Estimated Initial Value will be calculated on the Pricing Date and will be set forth in the pricing supplement to which this free writing prospectus relates. See “Risk Factors — The Estimated Initial Value of the Notes, which will be determined by us on the Pricing Date, may be less than the price to public and may differ from the market value of the Notes in the secondary market, if any.”

*The Trade Date, the Pricing Date and the other dates set forth above are subject to change, and will be set forth in the pricing supplement relating to the Notes.*

## GENERAL

This document relates to an offering of Notes linked to the Reference Asset. The purchaser of a Note will acquire a senior unsecured debt security of HSBC USA Inc. We reserve the right to withdraw, cancel or modify this offering and to reject orders in whole or in part. Although the offering of Notes relates to the Reference Asset, you should not construe that fact as a recommendation as to the merits of acquiring an investment linked to the Reference Asset or any security included in or held by any Reference Asset Component or as to the suitability of an investment in the Notes.

You should read this document together with the prospectus dated February 26, 2018, the prospectus supplement dated February 26, 2018, the Equity Index Underlying Supplement dated February 26, 2018 and the ETF Underlying Supplement dated February 26, 2018. If the terms of the Notes offered hereby are inconsistent with those described in the accompanying prospectus, prospectus supplement, Equity Index Underlying Supplement or ETF Underlying Supplement, the terms described in this document shall control. You should carefully consider, among other things, the matters set forth in "Risk Factors" beginning on page FWP-8 of this document, page S-1 of the prospectus supplement, page S-1 of the Equity Index Underlying Supplement and page S-1 of the ETF Underlying Supplement, as the Notes involve risks not associated with conventional debt securities. We urge you to consult your investment, legal, tax, accounting and other advisors before you invest in the Notes. As used herein, references to the "Issuer", "HSBC", "we", "us" and "our" are to HSBC USA Inc.

HSBC has filed a registration statement (including a prospectus, prospectus supplement, Equity Index Underlying Supplement and ETF Underlying Supplement) with the SEC for the offering to which this free writing prospectus relates. Before you invest, you should read the prospectus, prospectus supplement, Equity Index Underlying Supplement and ETF Underlying Supplement in that registration statement and other documents HSBC has filed with the SEC for more complete information about HSBC and this offering. You may get these documents for free by visiting EDGAR on the SEC's web site at [www.sec.gov](http://www.sec.gov). Alternatively, HSBC Securities (USA) Inc. or any dealer participating in this offering will arrange to send you the prospectus, prospectus supplement, Equity Index Underlying Supplement and ETF Underlying Supplement if you request them by calling toll-free 1-866-811-8049.

You may also obtain:

- ▶ The Equity Index Underlying Supplement at: [https://www.sec.gov/Archives/edgar/data/83246/000114420418010782/tv486722\\_424b2.htm](https://www.sec.gov/Archives/edgar/data/83246/000114420418010782/tv486722_424b2.htm)
- ▶ The ETF Underlying Supplement at: [https://www.sec.gov/Archives/edgar/data/83246/000114420418010788/tv486720\\_424b2.htm](https://www.sec.gov/Archives/edgar/data/83246/000114420418010788/tv486720_424b2.htm)
- ▶ The prospectus supplement at: [https://www.sec.gov/Archives/edgar/data/83246/000114420418010762/tv486944\\_424b2.htm](https://www.sec.gov/Archives/edgar/data/83246/000114420418010762/tv486944_424b2.htm)
- ▶ The prospectus at: [https://www.sec.gov/Archives/edgar/data/83246/000114420418010720/tv487083\\_424b3.htm](https://www.sec.gov/Archives/edgar/data/83246/000114420418010720/tv487083_424b3.htm)

We are using this document to solicit from you an offer to purchase the Notes. You may revoke your offer to purchase the Notes at any time prior to the time at which we accept your offer by notifying HSBC Securities (USA) Inc. We reserve the right to change the terms of, or reject any offer to purchase, the Notes prior to their issuance. In the event of any material changes to the terms of the Notes, we will notify you.

## PAYMENT AT MATURITY

On the Maturity Date, for each Note you hold, we will pay you the Final Settlement Value, which is an amount in cash, as described below:

**If the Reference Return is greater than zero**, you will receive a cash payment on the Maturity Date, per \$1,000 Principal Amount, equal to the lesser of:

- (a)  $\$1,000 + (\$1,000 \times \text{Reference Return} \times \text{Upside Participation Rate})$ ; and
- (b)  $\$1,000 + (\$1,000 \times \text{Maximum Cap})$ .

**If the Reference Return is less than or equal to zero but greater than or equal to the Buffer Percentage**, you will receive \$1,000 per \$1,000 Principal Amount (zero return).

**If the Reference Return is less than the Buffer Percentage**, you will receive a cash payment on the Maturity Date, per \$1,000 Principal Amount, calculated as follows:

$$\$1,000 + [\$1,000 \times (\text{Reference Return} + 15.00\%)].$$

Under these circumstances, you will lose 1% of the Principal Amount of your Notes for each percentage point that the Reference Return is below the Buffer Percentage. For example, if the Reference Return is -30%, you will suffer a 15% loss and receive 85% of the Principal Amount, subject to the credit risk of HSBC. **You should be aware that if the Reference Return is less than the Buffer Percentage, you will lose some or a significant portion (up to 85.00%) of your investment.**

## Interest

The Notes will not pay interest.

## Calculation Agent

We or one of our affiliates will act as calculation agent with respect to the Notes.

## Reference Sponsors and Reference Issuer

The reference sponsor for SPX and MID is S&P Dow Jones Indices LLC, a division of S&P Global.. The reference issuer of the EFA is iShares, Inc.

## INVESTOR SUITABILITY

### The Notes may be suitable for you if:

- ▶ You seek an investment with an enhanced return linked to the potential positive performance of the Reference Asset and you believe the level of the Reference Asset will increase over the term of the Notes.
- ▶ You are willing to invest in the Notes based on the Maximum Cap of at least 15.20% (to be determined on the Pricing Date), which may limit your return at maturity. The actual Maximum Cap will be determined on the Pricing Date.
- ▶ You are willing to make an investment that is exposed to the negative Reference Return on a 1-to-1 basis for each percentage point that the Reference Return is below the Buffer Percentage of -15.00%.
- ▶ You are willing to forgo dividends or other distributions paid to holders of the stocks included in or held by any of the Reference Asset Components.
- ▶ You are willing to accept the risk and return profile of the Notes versus a conventional debt security with a comparable maturity issued by HSBC or another issuer with a similar credit rating.
- ▶ You do not seek current income from your investment.
- ▶ You do not seek an investment for which there is an active secondary market.
- ▶ You are willing to hold the Notes to maturity.
- ▶ You are comfortable with the creditworthiness of HSBC, as Issuer of the Notes.

### The Notes may not be suitable for you if:

- ▶ You believe the Reference Return will be negative or that the Reference Return will not be sufficiently positive to provide you with your desired return.
- ▶ You are unwilling to invest in the Notes based on the Maximum Cap of at least 15.20% (to be determined on the Pricing Date), which may limit your return at maturity. The actual Maximum Cap will be determined on the Pricing Date.
- ▶ You are unwilling to make an investment that is exposed to the negative Reference Return on a 1-to-1 basis for each percentage point that the Reference Return is below the Buffer Percentage of -15.00%.
- ▶ You seek an investment that provides full return of principal.
- ▶ You prefer the lower risk, and therefore accept the potentially lower returns, of conventional debt securities with comparable maturities issued by HSBC or another issuer with a similar credit rating.
- ▶ You prefer to receive the dividends or other distributions paid on the stocks included in or held by any of the Reference Asset Components.
- ▶ You seek current income from your investment.
- ▶ You seek an investment for which there will be an active secondary market.
- ▶ You are unable or unwilling to hold the Notes to maturity.
- ▶ You are not willing or are unable to assume the credit risk associated with HSBC, as Issuer of the Notes.

## RISK FACTORS

We urge you to read the section “Risk Factors” beginning on page S-1 of the accompanying prospectus supplement, and page S-1 of the accompanying Equity Index Underlying Supplement or page S-1 of the accompanying ETF Underlying Supplement. Investing in the Notes is not equivalent to investing directly in any of the stocks included in or held by any Reference Asset Component. You should understand the risks of investing in the Notes and should reach an investment decision only after careful consideration, with your advisors, of the suitability of the Notes in light of your particular financial circumstances and the information set forth in this document and the accompanying Equity Index Underlying Supplement, prospectus supplement and prospectus.

In addition to the risks discussed below, you should review “Risk Factors” in the accompanying prospectus supplement, Equity Index Underlying Supplement and ETF Underlying Supplement including the explanation of risks relating to the Notes described in the following sections:

- ▶ “—Risks Relating to All Note Issuances” in the prospectus supplement;
- ▶ “—General Risks Related to Indices” in the Equity Index Underlying Supplement;
- ▶ “—General Risks Related to Index Funds” in the ETF Underlying Supplement;
- ▶ “—Securities Prices Generally are Subject to Political, Economic, Financial and Social Factors that Apply to the Markets in Which They Trade and, to a Lesser Extent, Foreign Markets” in the ETF Underlying Supplement; and
- ▶ “—Time Differences Between the Domestic and Foreign Markets and New York City may Create Discrepancies in the Trading Level or Price of the Notes” in the ETF Underlying Supplement.

You will be subject to significant risks not associated with conventional fixed-rate or floating-rate debt securities.

### **Your investment in the Notes may result in a loss.**

You will be exposed to the decline in the Final Value from the Initial Value beyond the Buffer Percentage of -15.00%. Accordingly, if the Reference Return is less than the Buffer Percentage of -15.00%, your Payment at Maturity will be less than the Principal Amount of your Notes. You will lose some or a significant portion (up to 85.00%) of your investment at maturity if the Reference Return is less than the Buffer Percentage.

### **The appreciation on the Notes is limited by the Maximum Cap.**

You will not participate in any appreciation in the level of the Reference Asset (as multiplied by the Upside Participation Rate) beyond the Maximum Cap of at least 15.20% (to be determined on the Pricing Date). You will not receive a return on the Notes greater than the Maximum Cap.

### **The amount payable on the Notes is not linked to the level of the Reference Asset at any time other than on the Final Valuation Date.**

The Final Value of the Reference Asset will be based on the Official Closing Values of each Reference Asset Component on the Final Valuation Date, subject to postponement for non-trading days and certain Market Disruption Events. Even if the level of the Reference Asset appreciates prior to the Final Valuation Date but then decreases on the Final Valuation Date to a level that is equal to or less than the Initial Value, the Payment at Maturity will be less, and may be significantly less, than it would have been had the Payment at Maturity been linked to the level of the Reference Asset prior to that decrease. Although the actual level of the Reference Asset on the Maturity Date or at other times during the term of the Notes may be higher than the Final Value, the Payment at Maturity will be based solely on the Official Closing Values of the Reference Asset Components on the Final Valuation Date.

### **Credit risk of HSBC USA Inc.**

The Notes are senior unsecured debt obligations of the Issuer, HSBC, and are not, either directly or indirectly, an obligation of any third party. As further described in the accompanying prospectus supplement and prospectus, the Notes will rank on par with all of the other unsecured and unsubordinated debt obligations of HSBC, except such obligations as may be preferred by operation of law. Any payment to be made on the Notes, including any return of principal at maturity, depends on the ability of HSBC to satisfy its obligations as they come due. As a result, the actual and perceived creditworthiness of HSBC may affect the market value of the Notes and, in the event HSBC were to default on its obligations, you may not receive the amounts owed to you under the terms of the Notes.

### **The Notes will not bear interest.**

As a holder of the Notes, you will not receive interest payments.

### **You will not have any ownership interest in the stocks included in or held by any Reference Asset Component.**

As a holder of the Notes, you will not have any ownership interest in the stocks included in or held by any of the Reference Asset Components, such as rights to vote, dividend payments or other distributions. Because the return on the Notes will not reflect any dividends on those stocks, the Notes may underperform an investment in the stocks included in or held by any of the Reference Asset Components.



**Change in the value of one Reference Asset Component may be offset by a change in the value of any other Reference Asset Component.**

A change in the value of one Reference Asset Component on the Final Valuation Date may not correlate with a change in the value of any other Reference Asset Component. The value of one Reference Asset Component may increase, while the value of any other Reference Asset Component may not increase as much, or may even decrease. Therefore, in calculating the level of the Reference Asset, an increase in the value of one Reference Asset Component may be moderated, or wholly offset, by a lesser increase or decrease in the value of any other Reference Asset Component. This effect is further amplified by the differing weights of the Reference Asset Components. A change in the level of the SPX, which is more heavily weighted in the Reference Asset, will have a larger impact than a change in the level of the RTY or the EFA.

**Changes that affect the relevant Reference Asset Component will affect the market value of the Notes and the amount you will receive at maturity.**

The policies of the reference sponsor or reference issuer of the relevant Reference Asset Component concerning additions, deletions and substitutions of the constituents included in such Reference Asset Component and the manner in which the reference sponsor or reference issuer takes account of certain changes affecting those constituents included in such Reference Asset Component may affect the value of that Reference Asset Component. The policies of the reference sponsor or reference issuer with respect to the calculation of the relevant Reference Asset Component could also affect the value of that Reference Asset. The reference sponsor or reference issuer may discontinue or suspend calculation or dissemination of its relevant Reference Asset Component. Any such actions could affect the value of the Notes.

**The Notes are not insured or guaranteed by any governmental agency of the United States or any other jurisdiction.**

The Notes are not deposit liabilities or other obligations of a bank and are not insured or guaranteed by the Federal Deposit Insurance Corporation or any other governmental agency or program of the United States or any other jurisdiction. An investment in the Notes is subject to the credit risk of HSBC, and in the event that HSBC is unable to pay its obligations as they become due, you may not receive the full Payment at Maturity of the Notes.

**The Estimated Initial Value of the Notes, which will be determined by us on the Pricing Date, will be less than the price to public and may differ from the market value of the Notes in the secondary market, if any.**

The Estimated Initial Value of the Notes will be calculated by us on the Pricing Date and will be less than the price to public. The Estimated Initial Value will reflect our internal funding rate, which is the borrowing rate we pay to issue market-linked securities, as well as the mid-market value of the embedded derivatives in the Notes. This internal funding rate is typically lower than the rate we would use when we issue conventional fixed or floating rate debt securities. As a result of the difference between our internal funding rate and the rate we would use when we issue conventional fixed or floating rate debt securities, the Estimated Initial Value of the Notes may be lower if it were based on the prices at which our fixed or floating rate debt securities trade in the secondary market. In addition, if we were to use the rate we use for our conventional fixed or floating rate debt issuances, we would expect the economic terms of the Notes to be more favorable to you. We will determine the value of the embedded derivatives in the Notes by reference to our or our affiliates' internal pricing models. These pricing models consider certain assumptions and variables, which can include volatility and interest rates. Different pricing models and assumptions could provide valuations for the Notes that are different from our Estimated Initial Value. These pricing models rely in part on certain forecasts about future events, which may prove to be incorrect. The Estimated Initial Value does not represent a minimum price at which we or any of our affiliates would be willing to purchase your Notes in the secondary market (if any exists) at any time.

**The price of your Notes in the secondary market, if any, immediately after the Pricing Date will be less than the price to public.**

The price to public takes into account certain costs. These costs, which will be used or retained by us or one of our affiliates, include the underwriting discount, our affiliates' projected hedging profits (which may or may not be realized) for assuming risks inherent in hedging our obligations under the Notes and the costs associated with structuring and hedging our obligations under the Notes. If you were to sell your Notes in the secondary market, if any, the price you would receive for your Notes may be less than the price you paid for them because secondary market prices will not take into account these costs. The price of your Notes in the secondary market, if any, at any time after issuance will vary based on many factors, including the value of the Reference Asset and changes in market conditions, and cannot be predicted with accuracy. The Notes are not designed to be short-term trading instruments, and you should, therefore, be able and willing to hold the Notes to maturity. Any sale of the Notes prior to maturity could result in a loss to you.

**If we were to repurchase your Notes immediately after the Original Issue Date, the price you receive may be higher than the Estimated Initial Value of the Notes.**

Assuming that all relevant factors remain constant after the Original Issue Date, the price at which HSBC Securities (USA) Inc. may initially buy or sell the Notes in the secondary market, if any, and the value that may initially be used for customer account statements, if any, may exceed the Estimated Initial Value on the Pricing Date for a temporary period expected to be approximately 3 months after the

Original Issue Date. This temporary price difference may exist because, in our discretion, we may elect to effectively reimburse to investors a portion of the estimated cost of hedging our obligations under the Notes and other costs in connection with the Notes that we will no longer expect to incur over the term of the Notes. We will make such discretionary election and determine this temporary reimbursement period on the basis of a number of factors, including the tenor of the Notes and any agreement we may have with the distributors of the Notes. The amount of our estimated costs which we effectively reimburse to investors in this way may not be allocated ratably throughout the reimbursement period, and we may discontinue such reimbursement at any time or revise the duration of the reimbursement period after the Original Issue Date of the Notes based on changes in market conditions and other factors that cannot be predicted.

**The Notes lack liquidity.**

The Notes will not be listed on any securities exchange. HSBC Securities (USA) Inc. is not required to offer to purchase the Notes in the secondary market, if any exists. Even if there is a secondary market, it may not provide enough liquidity to allow you to trade or sell the Notes easily. Because other dealers are not likely to make a secondary market for the Notes, the price at which you may be able to trade your Notes is likely to depend on the price, if any, at which HSBC Securities (USA) Inc. is willing to buy the Notes.

**Potential conflicts of interest may exist.**

An affiliate of HSBC has a minority equity interest in the owner of an electronic platform, through which we may make available certain structured investments offering materials. HSBC and its affiliates play a variety of roles in connection with the issuance of the Notes, including acting as calculation agent and hedging our obligations under the Notes. In performing these duties, the economic interests of the calculation agent and other affiliates of ours are potentially adverse to your interests as an investor in the Notes. We will not have any obligation to consider your interests as a holder of the Notes in taking any action that might affect the value of your Notes.

**Uncertain tax treatment.**

For a discussion of the U.S. federal income tax consequences of your investment in a Note, please see the discussion under "U.S. Federal Income Tax Considerations" herein and the discussion under "U.S. Federal Income Tax Considerations" in the accompanying prospectus supplement.

**Mid-capitalization risk.**

The MID tracks companies that are considered mid-capitalization. These companies often have greater stock price volatility, lower trading volume and less liquidity than large-capitalization companies and therefore the level of the MID may be more volatile than an investment in stocks issued by large-capitalization companies. Stock prices of mid-capitalization companies are also more vulnerable than those of large-capitalization companies to adverse business and economic developments, and the stocks of mid-capitalization companies may be thinly traded, making it difficult for the MID to track them. In addition, mid-capitalization companies are typically less stable financially than large-capitalization companies and may depend on a small number of key personnel, making them more vulnerable to loss of personnel. Mid-capitalization companies are often subject to less analyst coverage and may be in early, and less predictable, periods of their corporate existences. Such companies tend to have smaller revenues, less diverse product lines, smaller shares of their product or service markets, fewer financial resources and less competitive strengths than large-capitalization companies and are more susceptible to adverse developments related to their products.

**Risks associated with non-U.S. companies.**

The price of the EFA depends upon the stocks of non-U.S. companies, and thus involves risks associated with the home countries of those non-U.S. companies. The prices of these non-U.S. stocks may be affected by political, economic, financial and social factors in the home country of each applicable company, including changes in that country's government, economic and fiscal policies, currency exchange laws or other laws or restrictions, which could affect the value of the Notes. The foreign stocks held by the EFA may have less liquidity and could be more volatile than many of the stocks traded in U.S. or other stock markets. Direct or indirect government intervention to stabilize the relevant foreign stock markets, as well as cross shareholdings in foreign companies, may affect trading values or prices and volumes in those markets. The other special risks associated with foreign stocks may include, but are not limited to: less liquidity and smaller market capitalizations; less rigorous regulation of stock markets; different accounting and disclosure standards; governmental interference; currency fluctuations; higher inflation; and social, economic and political uncertainties. These factors may adversely affect the performance of the EFA and, as a result, the value of the Notes.

**The Notes are subject to currency exchange risk.**

The prices of the stocks or other securities held by the EFA are converted into U.S. dollars for purposes of calculating the net asset value of the EFA. As a result, your Notes will be exposed to currency exchange rate risk with respect to each of the currencies in which the equity securities held by the EFA trade. Your net exposure will depend on the extent to which such currencies strengthen or weaken against the U.S. dollar and the relative weight of the stocks or other securities held by the EFA denominated in each such currency. If, taking into account such weighting, the U.S. dollar strengthens against such currencies, the value of the EFA will be adversely affected and, depending on the terms of your Notes, the payment on the Notes, if any, may be reduced.

Of particular importance to potential currency exchange risk are:

- the volatility of the exchange rate between the U.S. dollar and relevant currencies in which the stocks or other securities held by the EFA are denominated;
- existing and expected rates of inflation;
- existing and expected interest rate levels;
- the balance of payments in the relative countries and between each country and its major trading partners; and
- the extent of governmental surpluses or deficits in the component countries and the United States.

All of these factors are in turn sensitive to the monetary, fiscal and trade policies pursued by the governments of various component countries and the United States and other countries important to international trade and finance.

**Even if our or our affiliates' stocks are held by the EFA, we or our affiliates will not have any obligation to consider your interests.**

Our parent HSBC Holdings plc is currently one of the companies included in the MSCI EAFE Index, the underlying index to the EFA. We will not have any obligation to consider your interests as a holder of the Notes in taking any corporate actions.

## ILLUSTRATIVE EXAMPLES

The following table and examples are provided for illustrative purposes only and are hypothetical. They do not purport to be representative of every possible scenario concerning increases or decreases in the level of the Reference Asset relative to its Initial Value. We cannot predict the Final Value of the Reference Asset. The assumptions we have made in connection with the illustrations set forth below may not reflect actual events. You should not take this illustration or these examples as an indication or assurance of the expected performance of the Reference Asset or the return on your Notes. The Final Settlement Value may be less than the amount that you would have received from a conventional debt security with the same stated maturity, including such a security issued by HSBC. The numbers appearing in the table below and following examples have been rounded for ease of analysis.

The table below illustrates the Payment at Maturity on a \$1,000 investment in the Notes for a hypothetical range of Reference Returns from -100% to +100%. The following results are based solely on the assumptions outlined below. The "Hypothetical Return on the Notes" as used below is the number, expressed as a percentage, that results from comparing the Final Settlement Value per \$1,000 Principal Amount to \$1,000. The potential returns described here assume that your Notes are held to maturity. You should consider carefully whether the Notes are suitable to your investment goals. The following table and examples assume the following:

- ▶ Principal Amount: \$1,000
- ▶ Initial Value: 100.00
- ▶ Upside Participation Rate: 150%
- ▶ Hypothetical Maximum Cap\*: 15.20%
- ▶ Buffer Percentage: -15.00%

The Initial Value will be set to 100.00 on the Pricing Date.

\*The actual Maximum Cap will be at least 15.20%, and will be determined on the Pricing Date.

Hypothetical Final Value	Hypothetical Reference Return	Hypothetical Payment at Maturity	Hypothetical Return on the Notes
200.00	100.00%	\$1,152.00	15.20%
180.00	80.00%	\$1,152.50	15.20%
160.00	60.00%	\$1,152.50	15.20%
140.00	40.00%	\$1,152.50	15.20%
130.00	30.00%	\$1,152.50	15.20%
120.00	20.00%	\$1,152.50	15.20%
115.00	15.00%	\$1,152.50	15.20%
110.134	10.134%	\$1,152.00	15.20%
105.00	5.00%	\$1,075.00	7.50%
102.00	2.00%	\$1,030.00	3.00%
101.00	1.00%	\$1,015.00	1.50%
<b>100.00</b>	<b>0.00%</b>	<b>\$1,000.00</b>	<b>0.00%</b>
99.00	-1.00%	\$1,000.00	0.00%
98.00	-2.00%	\$1,000.00	0.00%
95.00	-5.00%	\$1,000.00	0.00%
90.00	-10.00%	\$1,000.00	0.00%
85.00	-15.00%	\$1,000.00	0.00%
80.00	-20.00%	\$950.00	-5.00%
70.00	-30.00%	\$850.00	-15.00%
60.00	-40.00%	\$750.00	-25.00%
50.00	-50.00%	\$650.00	-35.00%
20.00	-80.00%	\$350.00	-65.00%
0.00	-100.00%	\$150.00	-85.00%

The following examples indicate how the Final Settlement Value would be calculated with respect to a hypothetical \$1,000 investment in the Notes.

**Example 1: The value of the Reference Asset increases from the Initial Value of 100.00 to a Final Value of 105.00.**

Reference Return:	5.00%
<b>Final Settlement Value:</b>	<b>\$1,075.00</b>

Because the Reference Return is positive, and the Reference Return multiplied by the Upside Participation Rate is less than the hypothetical Maximum Cap, the Final Settlement Value would be \$1,075.00 per \$1,000 Principal Amount, calculated as follows:

$$\begin{aligned}
 & \$1,000 + (\$1,000 \times \text{Reference Return} \times \text{Upside Participation Rate}) \\
 & = \$1,000 + (\$1,000 \times 5.00\% \times 150\%) \\
 & = \$1,075.00
 \end{aligned}$$

Example 1 shows that you will receive the return of your principal investment plus a return equal to the Reference Return multiplied by the Upside Participation Rate when the Reference Asset appreciates and such Reference Return multiplied by the Upside Participation Rate does not exceed the hypothetical Maximum Cap.

**Example 2: The value of the Reference Asset increases from the Initial Value of 100.00 to a Final Value of 120.00.**

Reference Return:	20.00%
<b>Final Settlement Value:</b>	<b>\$1,152.00</b>

Because the Reference Return is positive, and the Reference Return multiplied by the Upside Participation Rate is greater than the hypothetical Maximum Cap, the Final Settlement Value would be \$1,152.00 per \$1,000 Principal Amount, calculated as follows:

$$\begin{aligned}
 & \$1,000 + (\$1,000 \times \text{Maximum Cap}) \\
 & = \$1,000 + (\$1,000 \times 15.20\%) \\
 & = \$1,152.00
 \end{aligned}$$

Example 2 shows that you will receive the return of your principal investment plus a return equal to the hypothetical Maximum Cap when the Reference Return is positive and such Reference Return multiplied by the Upside Participation Rate exceeds the hypothetical Maximum Cap.

**Example 3: The value of the Reference Asset decreases from the Initial Value of 100.00 to a Final Value of 95.00.**

Reference Return:	-5.00%
<b>Final Settlement Value:</b>	<b>\$1,000.00</b>

Because the Reference Return is less than zero but greater than the Buffer Percentage of -15.00%, the Final Settlement Value would be \$1,000.00 per \$1,000 Principal Amount (a zero return).

**Example 4: The value of the Reference Asset decreases from the Initial Value of 100.00 to a Final Value of 60.00**

Reference Return:	-40.00%
<b>Final Settlement Value:</b>	<b>\$750.00</b>

Because the Reference Return is less than the Buffer Percentage of -15.00%, the Final Settlement Value would be \$750.00 per \$1,000 Principal Amount, calculated as follows:

$$\begin{aligned}
 & \$1,000 + [\$1,000 \times (\text{Reference Return} + 15.00\%)] \\
 & = \$1,000 + [\$1,000 \times (-40.00\% + 15.00\%)] \\
 & = \$750.00
 \end{aligned}$$

Example 4 shows that you are exposed on a 1-to-1 basis to declines in the level of the Reference Asset beyond the Buffer Percentage of -15.00%. **You will lose some or a significant portion (up to 85.00%) of your investment.**

## INFORMATION RELATING TO THE REFERENCE ASSET COMPONENTS

### Description of the SPX

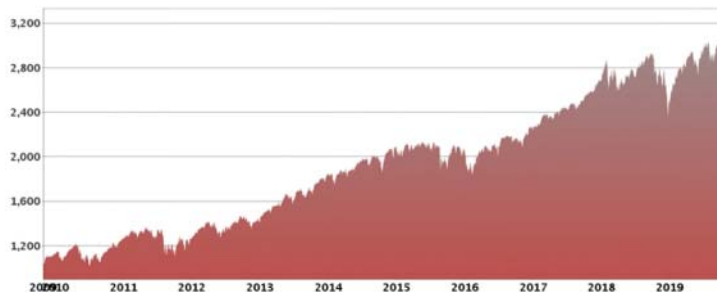
The SPX is a capitalization-weighted index of 500 U.S. stocks. It is designed to measure performance of the broad domestic economy through changes in the aggregate market value of 500 stocks representing all major industries.

The top 5 industry groups by market capitalization as of September 30, 2019 were: Information Technology, Financials, Health Care, Consumer Discretionary and Industrials.

***For more information about the SPX, see “The S&P 500® Index” beginning on page S-43 of the accompanying Equity Index Underlying Supplement.***

### Historical Performance of the SPX

The following graph sets forth the historical performance of the SPX based on the daily historical closing levels from October 28, 2009 through October 28, 2019. We obtained the closing levels below from the Bloomberg Professional® service. We have not undertaken any independent review of, or made any due diligence inquiry with respect to, the information obtained from the Bloomberg Professional® service.



The historical levels of the SPX should not be taken as an indication of future performance, and no assurance can be given as to the Official Closing Value of the SPX on the Final Valuation Date.

### Description of the MID

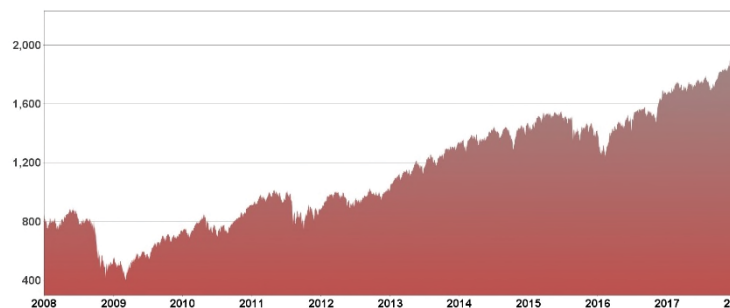
The MID is comprised of 400 companies with mid-sized market capitalizations ranging from \$850 million to \$3.8 billion and covers over 7% of the United States equities market. The calculation of the value of the MID is based on the relative value of the aggregate market value of the common stocks of 400 companies as of a particular time compared to the aggregate average market value of the common stocks of 400 similar companies during the base period of June 28, 1991.

The top 5 industry groups by market capitalization as of September 30, 2019 were: Financials, Industrials, Information Technology, Consumer Discretionary and Real Estate.

***For more information about the MID, see “The S&P MidCap 400® Index” beginning on page S-51 of the accompanying Equity Index Underlying Supplement.***

### Historical Performance of the MID

The following graph sets forth the historical performance of the MID based on the daily historical closing levels from October 28, 2009 through October 28, 2019. We obtained the closing levels below from the Bloomberg Professional® service. We have not undertaken any independent review of, or made any due diligence inquiry with respect to, the information obtained from the Bloomberg Professional® service.



The historical levels of the RTY should not be taken as an indication of future performance, and no assurance can be given as to the Official Closing Value of the RTY on the Final Valuation Date.

## Description of the EFA

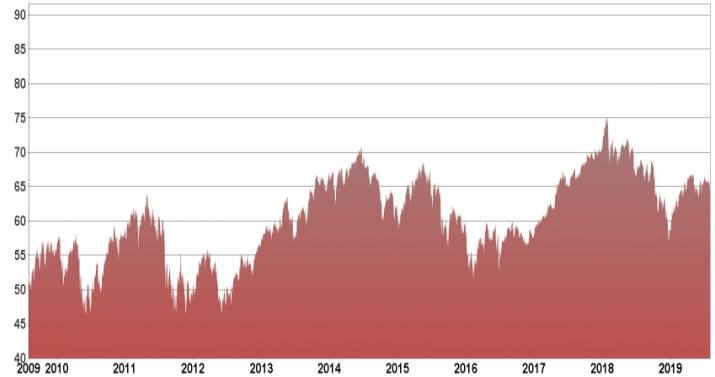
The iShares<sup>®</sup> MSCI EAFE ETF (“EFA”) seeks to track the investment results that correspond generally to the price and yield performance, before fees and expenses, of publicly traded securities in the European, Australasian, and Far Eastern markets, as measured by the MSCI EAFE<sup>®</sup> Index (the “Underlying Index”). The shares of EFA are listed and trade on the NYSE Arca under symbol “EFA.”

The Underlying Index is intended to measure equity market performance of developed markets outside of the U.S. and Canada. As of September 30, 2019, the Underlying Index consisted of companies from the following 21 developed countries or regions: Australia, Austria, Belgium, Denmark, Finland, France, Germany, Hong Kong, Ireland, Israel, Italy, Japan, the Netherlands, New Zealand, Norway, Portugal, Singapore, Spain, Sweden, Switzerland and the United Kingdom.

***For more information about the EFA, see “The iShares<sup>®</sup> MSCI EAFE ETF” beginning on page S-24 of the accompanying ETF Underlying Supplement.***

## Historical Performance of the EFA

The following graph sets forth the historical performance of the EFA based on the daily historical closing levels from August 1, 2009 through August 5, 2019. We obtained the closing levels below from the Bloomberg Professional<sup>®</sup> service. We have not undertaken any independent review of, or made any due diligence inquiry with respect to, the information obtained from the Bloomberg Professional<sup>®</sup> service.

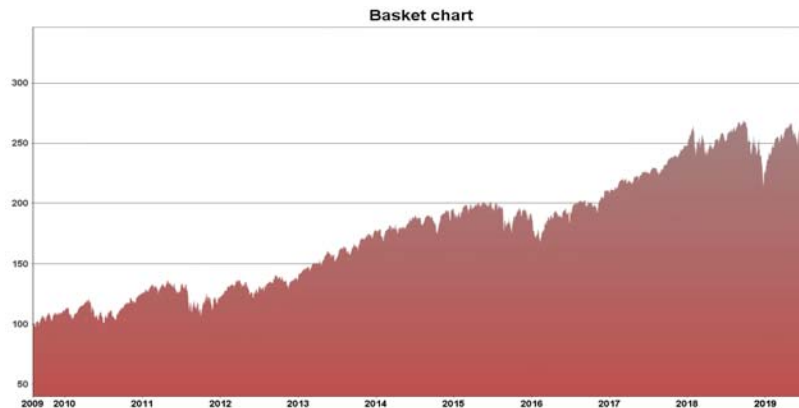


The historical levels of the EFA should not be taken as an indication of future performance, and no assurance can be given as to the Official Closing Value of the EFA on the Final Valuation Date.

## Hypothetical Performance of the Reference Asset

The following graph illustrates the hypothetical daily performance of the Reference Asset from August 1, 2009 through August 5, 2019 [update] based on closing level information from the Bloomberg Professional<sup>®</sup> service, if the level of the Reference Asset was made to equal 100 on August 1, 2009 [update]. The hypothetical performance reflects the performance the Reference Asset would have exhibited based on the actual historical performance of the Reference Asset Components. Neither the hypothetical performance of the Reference Asset nor the actual historical performance of any Reference Asset Component should be taken as indications of future performance.

We cannot give you assurance that the performance of the Reference Asset will result in the return of your initial investment. You may lose up to 100% of your investment.



## **EVENTS OF DEFAULT AND ACCELERATION**

If the Notes have become immediately due and payable following an Event of Default (as defined in the accompanying prospectus) with respect to the Notes, the calculation agent will determine the accelerated payment due and payable at maturity in the same general manner as described in “Payment at Maturity” in this document. In that case, the scheduled trading day immediately preceding the date of acceleration will be used as the Final Valuation Date for purposes of determining the Reference Return, and the accelerated maturity date will be three business days after the accelerated Final Valuation Date. If a Market Disruption Event exists with respect to a Reference Asset Component on that scheduled trading day, then the accelerated Final Valuation Date for that Reference Asset Component will be postponed for up to five scheduled trading days (in the same manner used for postponing the originally scheduled Final Valuation Date). The accelerated maturity date will also be postponed by an equal number of business days. For the avoidance of doubt, if no Market Disruption Event exists with respect to a Reference Asset Component on the scheduled trading day immediately preceding the date of acceleration, the determination of such Reference Asset Component’s Final Component Level will be made on such date, irrespective of the existence of a Market Disruption Event with respect to any other Reference Asset Component occurring on such date.

If the Notes have become immediately due and payable following an Event of Default, you will not be entitled to any additional payments with respect to the Notes. For more information, see “Description of Debt Notes — Senior Debt — Events of Default” in the accompanying prospectus.

## **SUPPLEMENTAL PLAN OF DISTRIBUTION (CONFLICTS OF INTEREST)**

We have appointed HSBC Securities (USA) Inc., an affiliate of HSBC, as the agent for the sale of the Notes. Pursuant to the terms of a distribution agreement, HSBC Securities (USA) Inc. will purchase the Notes from HSBC at the price to public less the underwriting discount set forth on the cover page of the pricing supplement to which this free writing prospectus relates, for distribution to other registered broker-dealers or will offer the Notes directly to investors. HSBC Securities (USA) Inc. proposes to offer the Notes at the price to public set forth on the cover page of this document. HSBC USA Inc. or one of our affiliates may pay varying underwriting discounts of up to 0.50% per \$1,000 Principal Amount in connection with the distribution of the Notes to other registered broker-dealers.

An affiliate of HSBC has paid or may pay in the future an amount to broker-dealers in connection with the costs of the continuing implementation of systems to support the Notes.

In addition, HSBC Securities (USA) Inc. or another of its affiliates or agents may use the pricing supplement to which this free writing prospectus relates in market-making transactions after the initial sale of the Notes, but is under no obligation to make a market in the Notes and may discontinue any market-making activities at any time without notice.

We expect that delivery of the Notes will be made against payment for the Notes on or about the Original Issue Date set forth on the inside cover of this document, which is more than two business days following the Trade Date. Under Rule 15c6-1 under the Securities Exchange Act of 1934, trades in the secondary market generally are required to settle in two business days, unless the parties to that trade expressly agree otherwise. Accordingly, purchasers who wish to trade the Notes more than two business days prior to the Original Issue Date will be required to specify an alternate settlement cycle at the time of any such trade to prevent a failed settlement, and should consult their own advisors.

See “Supplemental Plan of Distribution (Conflicts of Interest)” on page S-61 in the prospectus supplement.

## **U.S. FEDERAL INCOME TAX CONSIDERATIONS**

There is no direct legal authority as to the proper tax treatment of the Notes, and therefore significant aspects of the tax treatment of the Notes are uncertain as to both the timing and character of any inclusion in income in respect of the Notes. Under one approach, a Note should be treated as a pre-paid executory contract with respect to the Reference Asset. We intend to treat the Notes consistent with this approach. Pursuant to the terms of the Notes, you agree to treat the Notes under this approach for all U.S. federal income tax purposes. Subject to the limitations described therein, and based on certain factual representations received from us, in the opinion of our special U.S. tax counsel, Mayer Brown LLP, it is reasonable to treat a Note as a pre-paid executory contract with respect to the Reference Asset. Pursuant to this approach and subject to the discussion below regarding “constructive ownership transactions,” we do not intend to report any income or gain with respect to the Notes prior to their maturity or an earlier sale or exchange and we intend to treat any gain or loss upon maturity or an earlier sale or exchange as long-term capital gain or loss, provided that you have held the Note for more than one year at such time for U.S. federal income tax purposes.

Despite the foregoing, U.S. holders (as defined under “U.S. Federal Income Tax Considerations” in the accompanying prospectus supplement) should be aware that the Internal Revenue Code of 1986, as amended (the “Code”), contains a provision, Section 1260 of the Code, which sets forth rules which are applicable to what it refers to as “constructive ownership transactions.” Due to the manner in which it is drafted, the precise applicability of Section 1260 of the Code to any particular transaction is often uncertain. In general, a “constructive ownership transaction” includes a contract under which an investor will receive payment equal to or credit for the future value of any equity interest in a regulated investment company (such as EFA (the “Underlying Shares”)). Under the “constructive



ownership” rules, if an investment in the Notes is treated as a “constructive ownership transaction,” any long-term capital gain recognized by a U.S. holder in respect of a Note will be recharacterized as ordinary income to the extent such gain exceeds the amount of “net underlying long-term capital gain” (as defined in Section 1260 of the Code) (the “Excess Gain”). In addition, an interest charge will also apply to any deemed underpayment of tax in respect of any Excess Gain to the extent such gain would have resulted in gross income inclusion for the U.S. holder in taxable years prior to the taxable year of the sale, exchange or maturity of the Note (assuming such income accrued at a constant rate equal to the applicable federal rate as of the date of sale, exchange or maturity of the Note). Furthermore, unless otherwise established by clear and convincing evidence, the “net underlying long-term capital gain” is treated as zero.

Although the matter is not clear, there exists a risk that an investment in the Notes will be treated as a “constructive ownership transaction.” If such treatment applies, it is not entirely clear to what extent any long-term capital gain recognized by a U.S. holder in respect of the Notes will be recharacterized as ordinary income. It is possible, for example, that the amount of the Excess Gain (if any) that would be recharacterized as ordinary income in respect of each Note will equal the excess of (i) any long-term capital gain recognized by the U.S. holder in respect of such a Note over (ii) the “net underlying long-term capital gain” such U.S. holder would have had if such U.S. holder had acquired a number of the Underlying Shares at fair market value on the original issue date of such Note for an amount equal to the “issue price” of the Note allocable to the Underlying Shares and, upon the date of sale, exchange or maturity of the Note, sold such Underlying Shares at fair market value (which would reflect the percentage increase in the value of the Underlying Shares over the term of the Note). Accordingly, it is possible that all or a portion of any gain on the sale or settlement of the Note after one year could be treated as “Excess Gain” from a “constructive ownership transaction,” which gain would be recharacterized as ordinary income, and subject to an interest charge. U.S. holders should consult their tax advisors regarding the potential application of the “constructive ownership” rules.

We will not attempt to ascertain whether a Reference Asset Component or any of the entities whose stock is included in, or owned by, any Reference Asset Component, as the case may be, would be treated as a passive foreign investment company (“PFIC”) or United States real property holding corporation (“USRPHC”), both as defined for U.S. federal income tax purposes. If a Reference Asset Component or one or more of the entities whose stock is included in, or owned by, any Reference Asset Component, as the case may be, were so treated, certain adverse U.S. federal income tax consequences might apply. You should refer to information filed with the SEC and other authorities by the Reference Asset Components and entities whose stock is included in, or owned by, the Reference Asset Components, as the case may be, and consult your tax advisor regarding the possible consequences to you if a Reference Asset Component or one or more of the entities whose stock is included in, or owned by a Reference Asset Component, as the case may be, is or becomes a PFIC or a USRPHC.

Under current law, while the matter is not entirely clear, individual non-U.S. holders, and entities whose property is potentially includible in those individuals’ gross estates for U.S. federal estate tax purposes (for example, a trust funded by such an individual and with respect to which the individual has retained certain interests or powers), should note that, absent an applicable treaty benefit, the Notes are likely to be treated as U.S. situs property, subject to U.S. federal estate tax. These individuals and entities should consult their own tax advisors regarding the U.S. federal estate tax consequences of investing in the Notes.

A “dividend equivalent” payment is treated as a dividend from sources within the United States and such payments generally would be subject to a 30% U.S. withholding tax if paid to a non-U.S. holder. Under U.S. Treasury Department regulations, payments (including deemed payments) with respect to equity-linked instruments (“ELIs”) that are “specified ELIs” may be treated as dividend equivalents if such specified ELIs reference an interest in an “underlying security,” which is generally any interest in an entity taxable as a corporation for U.S. federal income tax purposes if a payment with respect to such interest could give rise to a U.S. source dividend. However, Internal Revenue Service guidance provides that withholding on dividend equivalent payments will not apply to specified ELIs that are not delta-one instruments and that are issued before January 1, 2021. Based on the Issuer’s determination that the Notes are not “delta-one” instruments, non-U.S. holders should not be subject to withholding on dividend equivalent payments, if any, under the Notes. However, it is possible that the Notes could be treated as deemed reissued for U.S. federal income tax purposes upon the occurrence of certain events affecting a Reference Asset Component or the Notes, and following such occurrence the Notes could be treated as subject to withholding on dividend equivalent payments. Non-U.S. holders that enter, or have entered, into other transactions in respect of a Reference Asset Component or the Notes should consult their tax advisors as to the application of the dividend equivalent withholding tax in the context of the Notes and their other transactions. If any payments are treated as dividend equivalents subject to withholding, we (or the applicable paying agent) would be entitled to withhold taxes without being required to pay any additional amounts with respect to amounts so withheld.

For a discussion of the U.S. federal income tax consequences of your investment in a Note, please see the discussion under “U.S. Federal Income Tax Considerations” in the accompanying prospectus supplement.

**PROSPECTIVE PURCHASERS OF NOTES SHOULD CONSULT THEIR TAX ADVISORS AS TO THE FEDERAL, STATE, LOCAL, AND OTHER TAX CONSEQUENCES TO THEM OF THE PURCHASE, OWNERSHIP AND DISPOSITION OF NOTES.**

## TABLE OF CONTENTS

### Free Writing Prospectus

General	FWP-6
Payment at Maturity	FWP-7
Investor Suitability	FWP-7
Risk Factors	FWP-8
Illustrative Examples	FWP-12
Information Relating to the Reference Asset Components	FWP-14
Events of Default and Acceleration	FWP-16
Supplemental Plan of Distribution (Conflicts of Interest)	FWP-16
U.S. Federal Income Tax Considerations	FWP-16

### Equity Index Underlying Supplement

Disclaimer	ii
Risk Factors	S-1
The DAX <sup>®</sup> Index	S-8
The Dow Jones Industrial Average <sup>SM</sup>	S-10
The EURO STOXX 50 <sup>®</sup> Index	S-12
The FTSE <sup>™</sup> 100 Index	S-14
The Hang Seng <sup>®</sup> Index	S-15
The Hang Seng China Enterprises Index <sup>®</sup>	S-17
The KOSPI 200 Index	S-20
The MSCI Indices	S-23
The NASDAQ-100 Index <sup>®</sup>	S-27
The Nikkei 225 Index	S-31
The PHLX Housing Sector <sup>SM</sup> Index	S-33
The Russell 2000 <sup>®</sup> Index	S-37
The S&P 100 <sup>®</sup> Index	S-40
The S&P 500 <sup>®</sup> Index	S-43
The S&P 500 <sup>®</sup> Low Volatility Index	S-46
The S&P BRIC 40 Index	S-49
The S&P MidCap 400 <sup>®</sup> Index	S-51
The TOPIX <sup>®</sup> Index	S-54
Additional Terms of the Notes	S-56

### ETF Underlying Supplement

Risk Factors	S-1
Reference Sponsors and Index Funds	S-9
The Energy Select Sector SPDR <sup>®</sup> Fund	S-10
The Financial Select Sector SPDR <sup>®</sup> Fund	S-12
The Health Care Select Sector SPDR <sup>®</sup> Fund	S-14
The iShares <sup>®</sup> China Large-Cap ETF	S-16
The iShares <sup>®</sup> Latin America 40 ETF	S-19
The iShares <sup>®</sup> MSCI Brazil Capped ETF	S-21
The iShares <sup>®</sup> MSCI EAFE ETF	S-24
The iShares <sup>®</sup> MSCI Emerging Markets ETF	S-26
The iShares <sup>®</sup> MSCI Mexico Capped ETF	S-28
The iShares <sup>®</sup> Transportation Average ETF	S-30
The iShares <sup>®</sup> U.S. Real Estate ETF	S-31
The Market Vectors <sup>®</sup> Gold Miners ETF	S-32
The Powershares QQQ Trust <sup>SM</sup> , Series 1	S-34
The SPDR <sup>®</sup> Dow Jones Industrial Average <sup>SM</sup> ETF Trust	S-37
The SPDR <sup>®</sup> S&P 500 <sup>®</sup> ETF Trust	S-39
The Vanguard <sup>®</sup> FTSE Emerging Markets ETF	S-41
The WisdomTree <sup>®</sup> Japan Hedged Equity Fund	S-44
Additional Terms of the Notes	S-47

### Prospectus Supplement

Risk Factors	S-1
Pricing Supplement	S-10
Description of Notes	S-12
Use of Proceeds and Hedging	S-36
Certain ERISA Considerations	S-37
U.S. Federal Income Tax Considerations	S-39
Supplemental Plan of Distribution (Conflicts of Interest)	S-61

### Prospectus

About this Prospectus	1
Risk Factors	2
Where You Can Find More Information	3
Special Note Regarding Forward-Looking Statements	4
HSBC USA Inc.	7
Use of Proceeds	8
Description of Debt Securities	9
Description of Preferred Stock	20
Description of Warrants	25
Description of Purchase Contracts	30
Description of Units	33
Book-Entry Procedures	36
Limitations on Issuances in Bearer Form	40
U.S. Federal Income Tax Considerations Relating to Debt Securities	41
Plan of Distribution (Conflicts of Interest)	49
Notice to Canadian Investors	52
Notice to EEA Investors	53
Notice to UK Investors	54
UK Financial Promotion	54
Certain ERISA Matters	55
Legal Opinions	57
Experts	58

You should only rely on the information contained in this free writing prospectus, the accompanying Equity Index Underlying Supplement, prospectus supplement and prospectus. We have not authorized anyone to provide you with information or to make any representation to you that is not contained in this free writing prospectus, the accompanying Equity Index Underlying Supplement, prospectus supplement and prospectus. If anyone provides you with different or inconsistent information, you should not rely on it. This free writing prospectus, the accompanying Equity Index Underlying Supplement, prospectus supplement and prospectus are not an offer to sell these Notes, and these documents are not soliciting an offer to buy these Notes, in any jurisdiction where the offer or sale is not permitted. You should not, under any circumstances, assume that the information in this free writing prospectus, the accompanying Equity Index Underlying Supplement, prospectus supplement and prospectus is correct on any date after their respective dates.

**HSBC USA Inc.**

**\$**

**Buffered Accelerated Market Participation Securities<sup>™</sup> Linked to a Basket Consisting of the S&P 500<sup>®</sup> Index, S&P MidCap 400<sup>®</sup> Index, and the iShares<sup>®</sup> MSCI EAFE ETF**

**October 31, 2019**