

UNITED STATES
SECURITIES AND EXCHANGE COMMISSION
Washington, D.C. 20549

SCHEDULE 14A

Proxy Statement Pursuant to Section 14(a) of the
Securities Exchange Act of 1934 (Amendment No.)

Filed by the Registrant ☒

Filed by a Party other than the Registrant ☐

Check the appropriate box:

- ☐ Preliminary Proxy Statement
- ☐ **Confidential, for Use of the Commission Only (as permitted by Rule 14a-6(e)(2))**
- ☒ Definitive Proxy Statement
- ☐ Definitive Additional Materials
- ☐ Soliciting Material Pursuant to §240.14a-12



HP INC.

(Name of Registrant as Specified In Its Charter)

(Name of Person(s) Filing Proxy Statement, if other than the Registrant)

Payment of Filing Fee (Check the appropriate box):

- ☒ No fee required.
- ☐ Fee computed on table below per Exchange Act Rules 14a-6(i)(1) and 0-11.
- | | |
|-----|--|
| (1) | <u>Title of each class of securities to which transaction applies:</u> |
| (2) | <u>Aggregate number of securities to which transaction applies:</u> |
| (3) | <u>Per unit price or other underlying value of transaction computed pursuant to Exchange Act Rule 0-11 (set forth the amount on which the filing fee is calculated and state how it was determined):</u> |
| (4) | <u>Proposed maximum aggregate value of transaction:</u> |
| (5) | <u>Total fee paid:</u> |
- ☐ Fee paid previously with preliminary materials.
- ☐ Check box if any part of the fee is offset as provided by Exchange Act Rule 0-11(a)(2) and identify the filing for which the offsetting fee was paid previously. Identify the previous filing by registration statement number, or the Form or Schedule and the date of its filing.
- | | |
|-----|--|
| (1) | <u>Amount Previously Paid:</u> |
| (2) | <u>Form, Schedule or Registration Statement No.:</u> |
| (3) | <u>Filing Party:</u> |
| (4) | <u>Date Filed:</u> |

Message from the Chairman



To our Stockholders:

We are pleased to invite you to attend the annual meeting of stockholders of HP Inc. on Tuesday, April 24, 2018 at 2:00 p.m., Pacific Time. This year's annual meeting will again be a virtual meeting of stockholders, conducted via live audio webcast. You will be able to attend the annual meeting of stockholders online and submit questions during the meeting by visiting www.hpannualmeeting.com or www.hp.onlineshareholdermeeting.com. You will also be able to vote your shares electronically at the annual meeting (other than shares held through our 401(k) Plan, which must be voted prior to the meeting).

We are embracing the latest technology to provide expanded access, improved communication and cost savings for our stockholders and the Company. As we've learned, hosting a virtual meeting enables increased stockholder attendance and participation from locations around the world. In addition, the online format allows us to communicate more effectively via a pre-meeting forum that you can enter by visiting www.hpannualmeeting.com or www.proxyvote.com/HP.

Further details about how to attend the meeting online and the business to be conducted at the annual meeting are included in the accompanying Notice of Annual Meeting and Proxy Statement.

We are again providing access to our proxy materials online under the U.S. Securities and Exchange Commission's "notice and access" rules. As a result, we are mailing to many of our stockholders a notice instead of a paper copy of this proxy statement and our 2017 Annual Report. The notice contains instructions on how to access documents online. The notice also contains instructions on how stockholders can receive a paper copy of our materials, including this proxy statement, our 2017 Annual Report, and a form of proxy card or voting instruction card. Those who do not receive a notice, including stockholders who have previously requested to receive paper copies of proxy materials, will receive a paper copy by mail unless they have previously requested delivery of materials electronically. This distribution process is more resource- and cost-efficient.

Your vote is important. Regardless of whether you participate in the annual meeting, we hope you vote as soon as possible. You may vote by proxy online or by phone, or, if you received paper copies of the proxy materials by mail, you may also vote by mail by following the instructions on the proxy card or voting instruction card. Voting online or by phone, written proxy or voting instruction card ensures your representation at the annual meeting regardless of whether you attend the virtual meeting.

Thank you for your ongoing support of, and continued interest in, HP Inc.

Sincerely,

A handwritten signature in black ink, appearing to read "C. Bergh".

Charles "Chip" V. Bergh

Chairman of the Board



NOTICE OF ANNUAL MEETING OF STOCKHOLDERS

This notice of annual meeting, proxy statement and form of proxy for HP Inc. (the "Company") are being distributed and made available on or about February 26, 2018.

Time and Date

2:00 p.m., Pacific Time, on Tuesday, April 24, 2018

Place

Online at www.hpannualmeeting.com or
www.hp.onlineshareholdermeeting.com

Items of Business

Management Proposals

- (1) To elect the 10 directors named in this proxy statement
- (2) To ratify the appointment of the independent registered public accounting firm for the fiscal year ending October 31, 2018
- (3) To approve, on an advisory basis, the Company's executive compensation ("say on pay" vote)

Stockholder Proposals

- (4) To consider and vote on a stockholder proposal requesting stockholders' right to act by written consent, if properly presented at the annual meeting
- (5) Such other business as may properly come before the meeting

Adjournments and Postponements

Any action on the items of business described above may be considered at the annual meeting at the time and on the date specified above or at any time and date to which the annual meeting may be properly adjourned or postponed.

Record Date

You are entitled to vote only if you were an HP Inc. stockholder as of the close of business on February 23, 2018.

By order of the Board of Directors,

Kim M. Rivera

Chief Legal Officer, General Counsel
and Secretary

Voting



Internet

www.hpannualmeeting.com
or www.proxyvote.com/HP
prior to the meeting.
During the meeting please visit
www.hpannualmeeting.com or
www.hp.onlineshareholdermeeting.com



Telephone

1-800-690-6903



Mail

You can vote by mail by requesting a paper copy of the materials, which will include a proxy card. Return the card to Vote Processing, c/o Broadridge, 51 Mercedes Way, Edgewood, NY 11717.

Your vote is very important. Regardless of whether you plan to virtually attend the annual meeting, we hope you will vote as soon as possible. You may vote your shares over the Internet or via a toll-free telephone number. If you received a paper copy of a proxy or voting instruction card by mail, you may submit your proxy or voting instruction card for the annual meeting by completing, signing, dating and returning your proxy or voting instruction card in the pre-addressed envelope provided. Stockholders of record and beneficial owners will be able to vote their shares electronically at the annual meeting (other than shares held through the HP Inc. 401(k) Plan, which must be voted prior to the meeting). For specific instructions on how to vote your shares, please refer to the section entitled *Questions and Answers—Voting Information* beginning on page 62 of the proxy statement.

Virtual Meeting Admission

Stockholders of record as of February 23, 2018, will be able to participate in the annual meeting by visiting our annual meeting website www.hpannualmeeting.com or www.hp.onlineshareholdermeeting.com. To participate in the annual meeting, you will need the 16-digit control number included on your notice of Internet availability of the proxy materials, on your proxy card or on the instructions that accompanied your proxy materials.

The annual meeting will begin promptly at 2:00 p.m., Pacific Time. Online check-in will begin at 1:30 p.m., Pacific Time, and you should allow ample time for the online check-in procedures.

Annual Meeting Website and Pre-Meeting Forum

The online format used by HP Inc. for the annual meeting also allows us to communicate more effectively with you. Stockholders can access our pre-meeting forum, where you can submit questions in advance of the annual meeting, by visiting our annual meeting website at www.hpannualmeeting.com or www.proxyvote.com/HP. Stockholders can also access copies of our proxy statement and annual report at the annual meeting website.

Important Notice Regarding the Availability of Proxy Materials for the Annual Meeting of Stockholders to Be Held on April 24, 2018. The definitive proxy statement and HP Inc.'s 2017 Annual Report are available electronically at www.proxyvote.com/HP.



Proxy Statement Summary

The following is a summary of certain key disclosures in our proxy statement. This is only a summary, and it may not contain all of the information that is important to you. For more complete information, please review the proxy statement as well as our 2017 Annual Report, which includes our Annual Report on Form 10-K/A. References to “HP,” “the Company,” “we,” “us” or “our” refer to HP Inc. (formerly known as Hewlett-Packard Company (“HP Co.”)).

Management Proposal No. 1

Election of Directors



The Board recommends a vote FOR each director nominee

- Our Board is committed to independent oversight of HP.
- 9 of our 10 director nominees are independent and our Board is led by an independent Chairman.
- Key information regarding all of our 10 Board nominees is summarized in the table below.

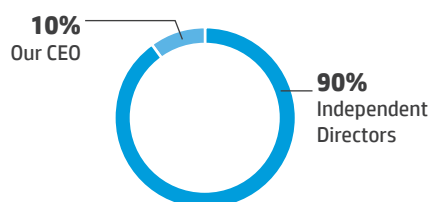
Further information on page 9.

Name Principal Occupation	Age	HP Director Since	Committees	Independent	Other Current Public Company/ Public Registrant Boards
Aida M. Alvarez Chair, Latino Community Foundation	68	2016	HRC NGSR	YES	K12 Inc.
Shumeet Banerji Co-Founder and Partner, Condorcet, LP	58	2011	HRC NGSR (Chair)	YES	Reliance Industries Ltd.
Robert R. Bennett Managing Director, Hilltop Investments, LLC	59	2013	AC FIT (Chair)	YES	Discovery Communications, Inc. Liberty Media Corporation
Charles “Chip” V. Bergh President and Chief Executive Officer, Levi Strauss & Co.	60	2015	HRC NGSR	YES	Levi Strauss & Co.
Stacy Brown-Philpot Chief Executive Officer, TaskRabbit	42	2015	AC NGSR	YES	Nordstrom, Inc.
Stephanie A. Burns Former Chief Executive Officer and Chairman, Dow Corning	63	2015	FIT HRC (Chair)	YES	Corning Incorporated Kellogg Company
Mary Anne Citrino Senior Advisor and former Senior Managing Director, The Blackstone Group	58	2015	AC (Chair) FIT	YES	Dollar Tree, Inc. Royal Ahold Delhaize Alcoa Corporation
Stacey Mobley Former Senior Vice President, Chief Administrative Officer and General Counsel, E.I. du Pont de Nemours and Company	72	2015	HRC NGSR	YES	None
Subra Suresh President, Nanyang Technological University	61	2015	AC FIT	YES	None
Dion J. Weisler President and Chief Executive Officer, HP Inc.	50	2015		NO	Thermo Fisher Scientific Inc.

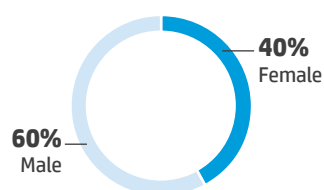
- AC – Audit Committee
- FIT – Finance, Investment and Technology Committee
- HRC – HR and Compensation Committee
- NSGR – Nominating, Governance and Social Responsibility Committee

Board composition

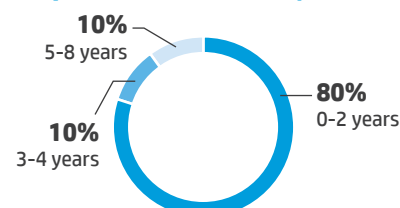
Independence



Gender diversity



Tenure (inc. HP Co. tenure)



Governance Highlights

- | | |
|--|--|
| Independent Board Leadership | <ul style="list-style-type: none"> • Robust board oversight and leadership by an independent Chairman (more details beginning on page 18). • Our independent Chairman participates in a robust stockholder outreach program. • Our independent Chairman leads and coordinates the annual performance evaluation of the CEO. • Our independent Chairman oversees the Board and committee evaluations and recommends changes to improve Board, committee, and individual director effectiveness. |
| Other Governance Best Practices | <ul style="list-style-type: none"> • Our Bylaws provide our stockholders with a proxy access right. • All members of our committees are independent. • Our stockholders owning 25% or more of our common stock have a right to call special meetings. • Directors are elected annually by majority vote in uncontested director elections. • Each director nominee has agreed to resign from the Board in the event that he or she fails to receive a majority vote. • We have a robust stockholder and investor outreach program. • Non-employee directors are expected to own Company stock equal to at least five times their annual cash Board retainer within five years of joining the Board. |

Management Proposal No. 2

Ratification of Independent Registered Public Accounting Firm



The Board recommends a vote FOR this Proposal

- The Audit Committee of the Board has selected Ernst & Young LLP to act as HP's registered public accounting firm for the fiscal year ending October 31, 2018, and seeks ratification of the selection.

Further information on page 29.

Management Proposal No. 3

Advisory Vote to Approve Executive Compensation ("Say on Pay" Vote)



The Board recommends a vote FOR this Proposal

- Our Board and the HRC Committee are committed to excellence in corporate governance and to an executive compensation program that aligns the interests of our executives with those of our stockholders. To fulfill this mission, we have a pay-for-performance philosophy that forms the foundation for decisions regarding executive compensation.
- Our compensation programs have been structured to balance near-term results with long-term success, and enable us to attract, retain, focus, and reward our executive team for delivering stockholder value.

Further information, including an overview of the compensation of our NEOs, on page 31.

Stockholder Proposal

Stockholder Proposal Requesting Stockholders' Right to Act by Written Consent



The Board recommends a vote AGAINST this Proposal

- This stockholder proposal requests that HP's Board undertake such steps as may be necessary to permit written consent by stockholders entitled to cast the minimum number of votes that would be necessary to authorize the action at a meeting at which all stockholders entitled to vote thereon were present and voting.
- The Board believes the adoption of this proposal is unnecessary because of HP's commitment to good corporate governance and the existing right of stockholders to call a special meeting of stockholders. Furthermore, the Board believes that the written consent proposal would circumvent the protections, procedural safeguards and advantages provided to all stockholders by stockholder meetings.



Further information on page 58.

Business Overview and Performance

HP Inc. is comprised of the following business segments: Personal Systems, Printing, and Corporate Investments. In fiscal 2017, having successfully executed and transitioned our company through the largest corporate separation in history, our objective was to stabilize our core Personal Systems and Printing businesses while investing strategically to fuel growth and capture the future.

Our continued efforts resulted in the following accomplishments:

- Delivered consistent revenue growth in Personal Systems, driven by innovation and focus on strategic growth areas
- Revenue growth in Printing for fiscal 2017 compared to fiscal 2016, stabilizing supplies and expanding our A3 copier portfolio with our agreement to acquire Samsung Electronics Co., Ltd.'s printer business, gaining momentum in a key growth opportunity for the Printing business
- Turned our Multi-Jet Fusion 3D printing technology into a real business with global scale, strong unit placement, and an expanded global open materials ecosystem
- Returned over \$2 billion of capital to stockholders in the form of dividends and share repurchases.

In a challenging global macroeconomic and foreign currency environment, our fiscal 2017 results for the annual incentive plan included:

**\$52.1
billion**

in Corporate Revenue

(as defined on page 37) compared to a target goal of \$46.0 billion under our annual incentive plan.

**\$3.0
billion**

in Corporate Net Earnings

(as defined on page 37) compared to a target goal of \$2.9 billion under our annual incentive plan.

6.4%

Corporate Free Cash Flow (as a percentage

of revenue; as defined on page 37) compared to a target goal of 5.3% under our annual incentive plan.

Through discipline and focus, we out-performed our competition and gained market share throughout the year. We have momentum as we enter fiscal 2018 with the best product lineup ever and a consistent strategy to further stabilize the core, drive profitable growth and invest in the future. We have an incredible channel network, passionate employees and a culture committed to keep reinventing.

Executive Compensation Philosophy

Alignment with Stockholders and Compensation Best Practices

Pay-for-Performance

- ✓ The majority of target total direct **compensation** for executives is **performance-based** as well as **equity-based** to **align executives' rewards with stockholder value**
- ✓ Total direct compensation is **targeted** at or near the market **median**
- ✓ **Actual realized** total direct compensation and **pay positioning** are designed to fluctuate with, and be **commensurate with, actual annual and long-term performance recognizing company-wide, business, and individual results**
- ✓ **Incentive awards** are heavily dependent upon our stock performance, and are measured against **objective financial metrics** that we believe **link** either directly or indirectly **to the creation of value** for our stockholders. In addition, 25% of our target annual incentives are contingent upon the achievement of qualitative objectives that we believe will contribute to our long-term success
- ✓ We balance growth, cash flow, revenue and profit objectives, as well as short- and long-term objectives to reward for overall performance that does not over-emphasize a singular focus
- ✓ A significant portion of our long-term incentives are delivered in the form of performance-adjusted restricted stock units, referred to as **"PARSUs,"** which vest only upon the achievement of **relative TSR** and **EPS** objectives
- ✓ We validate our **pay-for-performance** relationship on an annual basis

Corporate Governance

- ✓ We **do not utilize executive employment contracts for senior officers**
- ✓ We **devote significant time** to management succession planning and leadership development efforts
- ✓ We maintain a **market-aligned** severance policy for executives and a conservative change in control policy which requires a double trigger for execution
- ✓ The HRC Committee utilizes an **independent** compensation consultant
- ✓ Our compensation programs **are designed to mitigate compensation-related risk to the organization from both financial and reputational perspectives**
- ✓ We maintain strong **stock ownership guidelines** for executive officers and non-employee directors
- ✓ We **prohibit** executive officers and directors from engaging in any form of **hedging** transaction, holding HP securities in margin accounts and **pledging** stock as collateral for loans in a manner that could create compensation-related risk for the Company
- ✓ We conduct a robust **stockholder outreach** program throughout the year
- ✓ We **disclose** our corporate performance goals and achievements relative to these goals

Components of Compensation

Our primary focus in compensating executives is on the longer-term and performance-based elements of compensation. The table below shows our pay components, along with the role and factors for determining each pay component. The percentages are based on the average percentage among the NEOs.

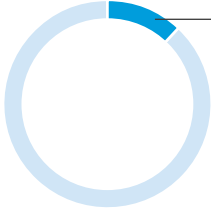

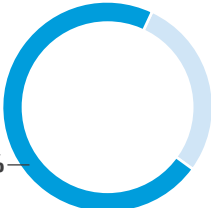
Pay Component	Role	Determination Factors
Base Salary 	<ul style="list-style-type: none"> Fixed portion of annual cash income 	<ul style="list-style-type: none"> Value of role in competitive marketplace Value of role to the Company Skills and performance of individual compared to the market as well as others in the Company
Annual Incentive <i>(i.e., Pay-for-Results ("PfR"))</i> 	<ul style="list-style-type: none"> Variable portion of annual cash income Focus executives on annual objectives that support the long-term strategy and creation of value 	<ul style="list-style-type: none"> Target awards based on competitive marketplace and level of position Actual awards based on achievement against annual corporate, business unit, and individual goals
<i>Payments to executives for annual PfR incentive purposes are made under the Stock Incentive Plan (the "Plan")</i>		
Long-term Incentives 	<ul style="list-style-type: none"> Reinforce need for long-term sustained performance Align interests of executives and stockholders, reflecting the time-horizon and risk to investors Encourage equity ownership Encourage retention 	<ul style="list-style-type: none"> Target awards based on competitive marketplace, level of position, skills and performance of the executive Actual values based on performance against corporate goals and total stockholder returns ("TSR") performance
<ul style="list-style-type: none"> Restricted Stock Units ("RSUs") Performance-Adjusted Restricted Stock Units ("PARSUs") 		
All others: <ul style="list-style-type: none"> Benefits Perquisites Severance protection 	<ul style="list-style-type: none"> Support the health and security of our executives and their ability to save on a tax-deferred basis Enhance executive productivity 	<ul style="list-style-type: none"> Competitive marketplace Level of executive Standards of best-in-class governance Performance-based pay

Table of Contents

CORPORATE GOVERNANCE	09	Fiscal 2017 Pension Benefits Table	49
Management Proposal No. 1 Election of Directors	09	Fiscal 2017 Non-qualified Deferred Compensation Table	50
Stockholder Outreach	17	Potential Payments Upon Termination or Change in Control	52
Recent Corporate Governance Updates	17	Equity Compensation Plan Information	55
Director Independence	17	OWNERSHIP OF OUR STOCK	56
Board Leadership Structure	18	Common Stock Ownership of Certain Beneficial Owners and Management	56
Board Risk Oversight	19	Section 16(a) Beneficial Ownership Reporting Compliance	57
Executive Sessions	25	STOCKHOLDER PROPOSALS	58
Communications with the Board	25	Stockholder Proposal Requesting Stockholders' Right to Act by Written Consent	58
Code of Conduct	25	Stockholder Right to Act by Written Consent	58
Director Compensation and Stock Ownership Guidelines	25	Statement in Opposition	58
Non-Employee Director Stock Ownership Guidelines	28	Board Recommendation	59
Related Person Transactions Policies and Procedures	28	Vote Required	59
Fiscal 2017 Related Person Transactions	28	OTHER MATTERS	60
AUDIT MATTERS	29	Questions and Answers	60
Management Proposal No. 2 Ratification of Independent Registered Public Accounting Firm	29	Voting Information	62
Report of the Audit Committee of the Board of Directors	29		
Principal Accounting Fees and Services	30		
EXECUTIVE COMPENSATION	31		
Management Proposal No. 3 Advisory Vote to Approve Executive Compensation	31		
Compensation Discussion and Analysis	31		
Introduction	31		
Executive Summary	32		
Oversight and Authority over Executive Compensation	33		
Use of Comparative Compensation Data and Compensation Philosophy	33		
Process for Setting and Awarding Executive Compensation	34		
Listening to our Stockholders on Compensation	35		
Determination of Fiscal 2017 Executive Compensation Benefits	41		
Perquisites	42		
Other Compensation-Related Matters	43		
Stock Ownership Guidelines	43		
HR and Compensation Committee Report on Executive Compensation	44		
Summary Compensation Table	45		
Grants of Plan-Based Awards in Fiscal 2017	47		
Outstanding Equity Awards at 2017 Fiscal Year-End	48		
Option Exercises and Stock Vested in Fiscal 2017	49		



Corporate Governance

Management Proposal No. 1

Election of Directors



The Board recommends a vote FOR each director nominee

The Board of Directors of HP Inc. (the “Board”) currently consists of ten (10) directors. On the recommendation of the Nominating, Governance and Social Responsibility (“NGSR”) Committee, the Board has nominated the 10 persons named below for election as directors this year, each to serve for a one-year term and until the director’s successor is elected and qualified or, if earlier, until his or her resignation or removal.

Vote Required

Each director nominee who receives more “FOR” votes than “AGAINST” votes representing shares of HP common stock present in person or represented by proxy and entitled to be voted at the annual meeting will be elected.

If you sign your proxy or voting instruction card but do not give instructions with respect to voting for directors, your shares will be voted by Dion J. Weisler, Catherine A. Lesjak and Kim M. Rivera, as proxy holders. If you wish to give specific instructions with respect to voting for directors, you may do so by indicating your instructions on your proxy or voting instruction card.

Director Election Voting Standard and Resignation Policy

We have adopted a policy whereby any incumbent director nominee who receives a greater number of votes “AGAINST” his or her election than votes “FOR” such election will tender his or her offer of resignation for consideration by the NGSR Committee. The NGSR Committee will then make a recommendation to the Board regarding the appropriate response to such an offer of resignation.

Identifying and Evaluating Candidates for Directors

The NGSR Committee uses a variety of methods for identifying and evaluating nominees for director. The NGSR Committee, in consultation with the Chairman, regularly assesses the appropriate size of the Board and whether any vacancies on the Board are expected due to retirement or otherwise. In the event that vacancies are anticipated, or otherwise arise, the NGSR Committee considers various potential candidates for director. Candidates may come to the attention of the NGSR Committee through current Board members, professional search firms, stockholders or other persons. Identified candidates are evaluated at regular or special meetings of the NGSR Committee and may be considered at any point during the year. As described above, the NGSR Committee considers properly submitted stockholder recommendations of candidates for the Board to be included in our proxy statement. Following verification

of the stockholder status of individuals proposing candidates, recommendations are considered collectively by the NGSR Committee at a regularly scheduled meeting, which is generally the first or second meeting prior to the issuance of the proxy statement for our annual meeting. If any materials are provided by a stockholder in connection with the nomination of a director candidate, such materials are forwarded to the NGSR Committee. The NGSR Committee also reviews materials provided by professional search firms and other parties in connection with a nominee who is not proposed by a stockholder. In evaluating such nominations, the NGSR Committee seeks to achieve a balance of diverse knowledge, experience and capability on the Board. The NGSR Committee evaluates nominees recommended by stockholders using the same criteria it uses to evaluate all other candidates.

Stockholder Recommendations

The policy of the NGSR Committee is to consider properly submitted stockholder recommendations of candidates for membership on the Board as described above under “Identifying and Evaluating Candidates for Directors.” In evaluating such recommendations, the NGSR Committee seeks to achieve a balance of diverse knowledge, experience and capability on the Board and to address the membership criteria set forth below. Any stockholder recommendations submitted for consideration by the NGSR Committee should include verification of the stockholder status of

the person submitting the recommendation and the recommended candidate’s name and qualifications for Board membership and should be addressed to:



Corporate Secretary
HP Inc.
1501 Page Mill Road
Palo Alto, California 94304
Fax: 650-275-9138

Stockholder Nominations

In addition, our Bylaws permit stockholders to nominate directors for consideration at an annual stockholder meeting and, under certain circumstances, to include their nominees in the HP proxy statement. For a description of the process for nominating directors in accordance with our Bylaws, see “Questions and Answers—Voting Information.”

Director Nominees and Director Nominees’ Experience and Qualifications

The Board annually reviews the appropriate skills and characteristics required of directors in the context of the current composition of the Board, our operating requirements and the long-term interests of our stockholders. The Board believes that its members should possess a variety of skills, professional experience, and backgrounds in order to effectively oversee our business. In addition, the Board believes that each director should possess certain attributes, as reflected in the Board membership criteria described below.

Our Corporate Governance Guidelines contain the current Board membership criteria that apply to nominees recommended for a position on the Board. Under those criteria, members of the Board should:

- have the highest professional and personal ethics and values, consistent with our long-standing values and standards;
- have broad experience at the policy-making level in business, government, education, technology or public service;
- be committed to enhancing stockholder value and represent the interests of all of our stockholders; and
- have sufficient time to carry out their duties and to provide insight and practical wisdom based on experience (which means that directors’ service on other boards of public companies should be limited to a number that permits them, given their individual circumstances, to perform responsibly all director duties).

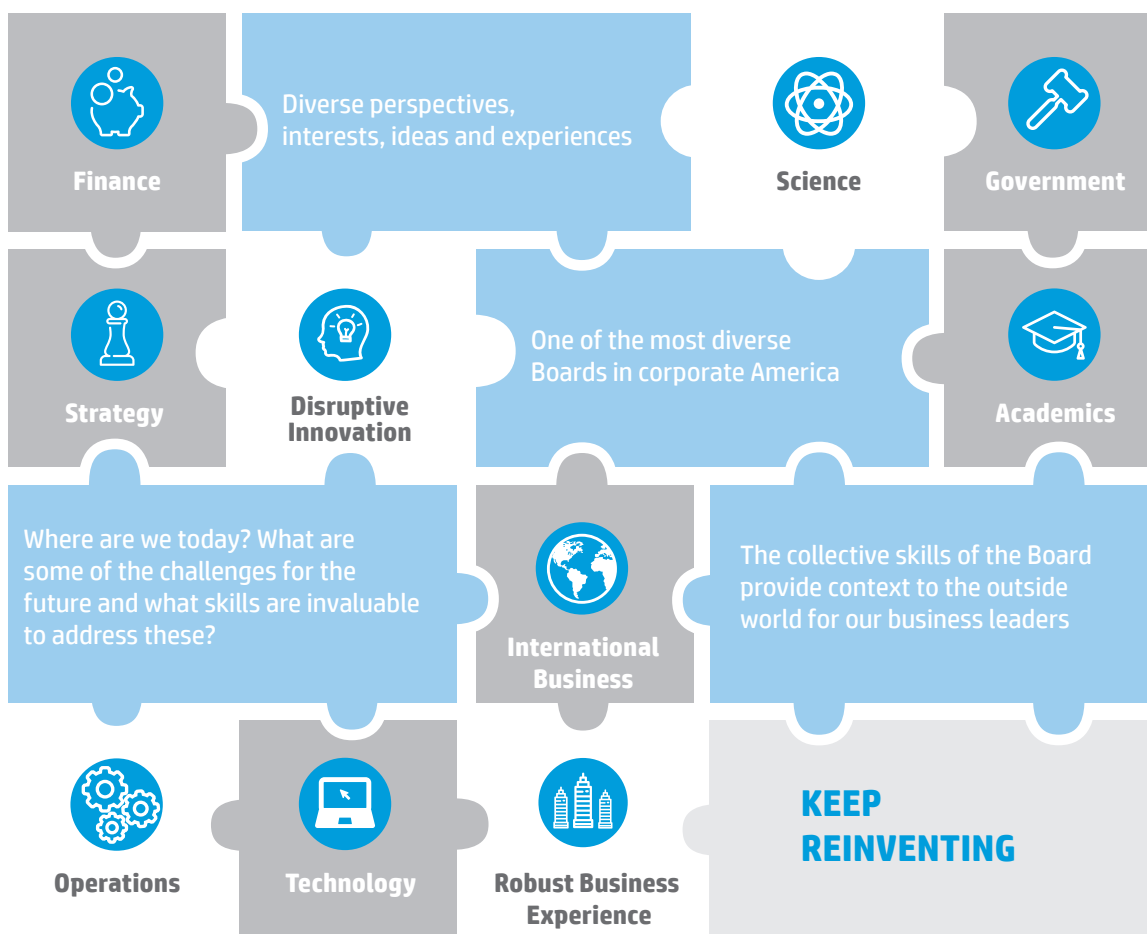
In addition, the NGSR Committee takes into account a potential director’s ability to contribute to the diversity of background (such as race, gender, and cultural background) and experience represented on the Board, and it reviews its effectiveness in balancing these considerations when assessing the composition of the Board. Although the Board uses these and other criteria as appropriate to evaluate potential nominees, it has no stated minimum criteria for nominees. Our corporate governance guidelines can be found on our website at <http://h30261.www3.hp.com/governance/corporate-governance-guidelines.aspx>.

The Board believes that all the nominees named below are highly qualified, and have the skills and experience required for effective service on the Board. The biographies describe each director’s qualifications and relevant experience in more detail. The biographies include key qualifications, skills, and attributes most relevant to the decision to nominate candidates to serve on the Board.

All of the nominees have indicated to us that they will be available to serve as directors. In the event that any nominee should become unavailable, the proxy holders, Dion J. Weisler, Catherine A. Lesjak and Kim M. Rivera, will vote for a nominee or nominees designated by the Board, or the Board may choose to decrease the size of the Board or leave a vacancy on the Board.

There are no family relationships among our executive officers and directors.

Director Skills and Background



Collective Skills of the Director Nominees

Our directors bring an extraordinary wealth of skills and backgrounds to the Board. From Subra Suresh, an acclaimed scientist whose background in microfluidics gives him key understanding into the future of technologies including 3D printing, to Stacy Brown-Philpot, CEO of TaskRabbit, a company at the forefront of today's personal services-oriented disruptive technology boom, our Board members are advising us based on real world experiences. Their skills are complementary. Chip Bergh's experience at Procter & Gamble and now Levi's means he can instantly grasp the complexities of our

supply chain while Shumeet Banerji and Mary Anne Citrino both come from financial industry careers, lending keen eyes to our balance sheet and our risk management profile. Former public company CEOs Stephanie Burns and Robert Bennett lend the benefit of their experience at the helms of companies and Aida Alvarez and Stacey Mobley provide perspectives from the fields of government and corporate law, respectively. Together, their skills all help us to keep reinventing.

Aida M. Alvarez

Independent Director

Age 68

Director since 2016

HP Board Committees:

HRC

NGSR

Current Role

- Chair, Latino Community Foundation (since 2003)

Current Public Company Boards

- HP
- K12 Inc.

Prior Public Company Boards

- MUFG Americas Holdings Corporation
- Wal-Mart Stores, Inc.

Qualifications:

Prior Business and Other Experience

- Administrator, U.S. Small Business Administration (1997–2001)
- Director, Office of Federal Housing Enterprise Oversight (1993–1997)
- Vice President, First Boston Corporation and Bear Stearns & Co. (prior to 1993)

Other Key Qualifications

The Honorable Aida Alvarez brings to the Board a wealth of expertise in media, public affairs, finance, and government. She led important financial and government agencies and served in the cabinet of U.S. President William J. Clinton. She also was a public finance executive, has chaired a prominent philanthropic organization and was an award-winning journalist. The Board also benefits from Ms. Alvarez's knowledge of investment banking and finance.



Shumeet Banerji

Independent Director

Age 58

Director since 2011

HP Board Committees:

HRC

NGSR, Chair

Current Role

- Co-founder and Partner of Condorcet, LP, an advisory and investment firm that specializes in developing early stage companies (since 2013)

Current Public Company Boards

- HP
- Reliance Industries Limited

Prior Public Company Boards

- Innocoll AG

Qualifications:

Prior Business and Other Experience

- Senior Partner, Booz & Company, a consulting company (May 2012–March 2013)
- Chief Executive Officer, Booz & Company (July 2008–May 2012)
- President of the Worldwide Commercial Business, Booz Allen Hamilton (February 2008–July 2008)
- Managing Director, Europe, Booz Allen Hamilton (2007–2008)
- Managing Director, United Kingdom, Booz Allen Hamilton (2003–2007)
- Faculty, University of Chicago Graduate School of Business

Other Key Qualifications

Mr. Banerji brings to the Board a robust understanding of the issues facing companies and governments in both mature and emerging markets around the world through his two decades of work with Booz & Company. In particular, Mr. Banerji has valuable experience in addressing a variety of complex issues ranging from corporate strategy, organizational structure, governance, transformational change, operational performance improvement, and merger integration.



Robert R. Bennett

Independent Director

Age 59

Director since 2013

HP Board Committees:

Audit

FIT, Chair

Current Role

- Managing Director, Hilltop Investments, LLC, a private investment company (since 2005)

Current Public Company Boards

- HP
- Discovery Communications, Inc.
- Liberty Media Corporation

Prior Public Company Boards

- Sprint Corporation
- Demand Media, Inc.
- Discovery Holding Company
- Liberty Interactive Corporation
- Sprint Nextel Corporation

Qualifications:

Prior Business and Other Experience

- President, Discovery Holding Company (2005–2008)
- President and Chief Executive Officer, Liberty Media Corporation (now Liberty Interactive Corporation) (prior to 2005)

Other Key Qualifications

Mr. Bennett brings to the Board in-depth knowledge of the media and telecommunications industry and his knowledge of the capital markets and other financial and operational matters from his experience as the president and chief executive officer of another public company, which allows him to provide an important perspective to the Board's discussions on financial and operational issues. Mr. Bennett also has an in-depth understanding of finance and has held various financial management positions during the course of his career. He also contributes valuable insight to the Board due to his experience serving on the boards of both public and private companies.



Charles “Chip” V. Bergh

Independent Chairman of the Board

Age 60

Director since 2015

HP Board Committees:

HRC

NGSR

Current Role

- President, Chief Executive Officer, and Director of Levi Strauss & Co., an apparel/retail company (since September 2011)

Current Public Company and Public Registrant Boards

- HP
- Levi Strauss & Co.

Prior Public Company Boards

- VF Corporation

Qualifications:

Prior Business and Other Experience

- Group President, Global Male Grooming, Procter & Gamble Co. (2009–September 2011)
- In 28 years at Procter & Gamble, Mr. Bergh served in a variety of executive roles, including managing business in multiple regions worldwide

Other Key Qualifications

Mr. Bergh brings to the Board extensive experience in executive leadership at large global companies and international business management. From his more than 30 years at Levi Strauss and Procter & Gamble, Mr. Bergh has a strong operational and strategic background with significant experience in brand management. He also brings public company governance experience as a board member and chair of boards and board committees of other public and private companies.



Stacy Brown-Philpot

Independent Director

Age 42

Director since 2015

HP Board Committees:

Audit

NGSR

Current Role

- Chief Executive Officer, TaskRabbit, an online labor interface company (since April 2016)

Current Public Company Boards

- HP
- Nordstrom, Inc.

Prior Public Company Boards

- None

Qualifications:

Prior Business and Other Experience

- Chief Operating Officer, TaskRabbit (January 2013–April 2016)
- Entrepreneur-in-Residence, Google Ventures, the venture capital investment arm of Google, Inc., a technology company (May 2012–December 2012)
- Senior Director of Global Consumer Operations, Google (2010–May 2012)
- Prior to 2010, Ms. Brown-Philpot served in a variety of director-level positions at Google
- Prior to joining Google in 2003, Ms. Brown-Philpot served as a senior analyst and senior associate at the financial firms Goldman Sachs and PwC

Other Key Qualifications

Ms. Brown-Philpot brings to the Board extensive operational, analytical, financial, and strategic experience. In addition to her current role as CEO of TaskRabbit, Ms. Brown-Philpot's decade of experience leading various operations at Google and her prior financial experience from her roles at Goldman Sachs and PwC provide unique operational and financial expertise to the Board.



Stephanie A. Burns

Independent Director

Age 63

Director since 2015

HP Board Committees:

FIT

HRC, Chair

Current Role

- Director

Current Public Company Boards

- HP
- Corning Incorporated
- Kellogg Company

Prior Public Company Boards

- Dow Corning Corporation
- GlaxoSmithKline plc
- Manpower, Inc.

Qualifications:

Prior Business and Other Experience

- Chief Executive Officer, Dow Corning Corp., a silicon-based manufacturing company (2004–May 2011)
- President, Dow Corning (2003–November 2010)
- Executive Vice President, Dow Corning (2000–2003)

Other Key Qualifications

Dr. Burns has more than 30 years of global innovation and business leadership experience and brings significant expertise in scientific research, product development, issues management, science and technology leadership, and business management to the Board. Dr. Burns also brings public company governance experience to the Board as a member of boards and board committees of other public companies.



Mary Anne Citrino

Independent Director

Age 58

Director since 2015

HP Board Committees:

Audit, Chair

FIT

Current Role

- Senior Advisor and former Senior Managing Director, The Blackstone Group, an investment firm (since 2004)

Current Public Company Boards

- HP
- Dollar Tree, Inc.
- Royal Ahold Delhaize
- Alcoa Corporation

Prior Public Company Boards

- Health Net, Inc.

Qualifications:

Prior Business and Other Experience

- Managing Director, Global Head of Consumer Products Investment Banking Group, and Co-head of Health Care Services Investment Banking, Morgan Stanley (1986–2004)

Other Key Qualifications

Ms. Citrino's more than 30-year career as an investment banker provides the Board with substantial knowledge regarding business operations strategy, as well as valuable financial and investment expertise. She also brings public company governance experience as a member of boards and board committees of other public companies.



Stacey Mobley

Independent Director

Age 72

Director since 2015

HP Board Committees:

HRC

NGSR

Current Role

- Director

Current Public Company Boards

- HP

Prior Public Company Boards

- International Paper Company

Qualifications:

Prior Business and Other Experience

- Senior Counsel and Advisor, Dickstein Shapiro, LLP, a law firm (2008–2016)
- Senior Vice President, Chief Administrative Officer and General Counsel, E.I. du Pont de Nemours and Company ("DuPont"), a chemical company (1999–2008)
- 35 years of experience at DuPont (1973–2008) serving in a variety of leadership roles

Other Key Qualifications

Mr. Mobley's more than 35 years of legal and senior management experience at DuPont brings a deep understanding of governance, regulations and risk management. He also brings public company governance experience as a member of boards and board committees of other public and private companies.



Subra Suresh

Independent Director

Age 61

Director since 2015

HP Board Committees:

Audit

FIT

Current Role

- President, Nanyang Technological University, autonomous university in Singapore (since 2018)

Current Public Company Boards

- HP

Prior Public Company Boards

- None


Qualifications:

Prior Business and Other Experience

- Senior Advisor, Temasek International Private Ltd., an investment company headquartered in Singapore (since September 2017)
- President, Carnegie Mellon University, a global research university (July 2013–June 2017)
- Director, National Science Foundation, a federal agency charged with advancing science and engineering research and education (October 2010–March 2013)
- Dean, School of Engineering, and the Vannevar Bush Professor of Engineering, Massachusetts Institute of Technology (2007–2010)

Other Key Qualifications

Mr. Suresh's experience as the president of a prominent research university and his experience leading new entrepreneurship, innovations, and creativity efforts brings the Board valuable insights with respect to strategic opportunities and a robust understanding of the organizational, scientific, and technological requirements of ongoing innovation.



Dion J. Weisler

President, Chief Executive Officer and Director

Age 50

Director since 2015

HP Board Committees:

N/A

Current Role

- President and Chief Executive Officer, HP (since November 2015)

Current Public Company Boards

- HP
- Thermo Fisher Scientific Inc.

Prior Public Company Boards

- None

Qualifications:

Prior Business and Other Experience

- Executive Vice President, the Printing and Personal Systems Group, Hewlett-Packard Company (June 2013–November 2015)
- Senior Vice President and Managing Director, Printing and Personal Systems, Asia Pacific and Japan, Hewlett-Packard Company (January 2012–June 2013)
- Vice President and Chief Operating Officer, the Product and Mobile Internet Digital Home Groups, Lenovo Group Ltd. (January 2008–December 2011)

Other Key Qualifications

Mr. Weisler's international business and leadership experience provide the Board with an enhanced global perspective. Mr. Weisler's more than 25 years of experience in the information & technology industry and his position as HP's Chief Executive Officer provide the Board with valuable industry insight and expertise.



Stockholder Outreach

We believe that effective corporate governance should include regular, constructive conversations with our stockholders. Over the past year, the Board has continued to engage with stockholders both directly and through the director video interview series. The Board has also sought and encouraged feedback from stockholders about our corporate governance practices by conducting additional

stockholder outreach and engagement throughout the year. Our annual corporate governance investor outreach cycle is described in our Annual Report available at www.hp.com/investor/home. In fiscal 2017, we met with institutional investors representing more than 25% of our outstanding stock as well as with proxy advisor firms.

Recent Corporate Governance Updates

HP's corporate governance policies and practices are continuously evolving – from our time as Hewlett-Packard Company to our new identity as HP Inc., we've always led by example, adopting changes in line with our commitment to the highest standards of governance. Stockholder input has been key to our progression and as we continue to evolve our corporate governance policies and practices, we will continue to solicit feedback from our stockholders regarding our governance profile. The following examples highlight the variety of changes we have recently made to strengthen our corporate governance policies and practices:

- Our Board has determined that it is in the best interests of our stockholders and the Company to have an independent Chairman. Accordingly, Chip Bergh has served as our independent Chairman since July 2017.

- We continuously update our stockholder engagement program. Last year, in addition to our CEO and independent Chairman, the Chair of our HRC Committee also met with stockholders during our stockholder engagement program.
- Our Corporate Governance Guidelines make it clear that the NGSRC Committee takes into account, among other criteria, a director's or potential director's ability to contribute to the diversity of background (such as race, gender, age and cultural background) when assessing the composition of the Board.

Director Independence

Our Corporate Governance Guidelines, which are available on our website at <http://h30261.www3.hp.com/governance/corporate-governance-guidelines.aspx>, provide that a substantial majority of the Board will consist of independent directors and that the Board can include no more than three directors who are not independent directors. The independence standards are also available on our website at www.hp.com/investor/director_standards. Our director independence standards are consistent with, and in some respects more stringent than, the New York Stock Exchange ("NYSE") director independence standards. In addition, each member of the Audit Committee meets the heightened independence standards required for audit committee members under the applicable listing and the U.S. Securities and Exchange Commission (the "SEC") standards and each member of the HRC Committee meets the heightened independence standards required for compensation committee members under the applicable listing standards, SEC standards and tax standards.

Under our Corporate Governance Guidelines, a director will not be considered independent in the following circumstances:

- The director is, or has been within the last three years, an employee of HP, or an immediate family member of the director is, or has been within the last three years, an executive officer of HP.
- The director has been employed as an executive officer of HP, its subsidiaries or affiliates within the last five years.
- The director has received, or has an immediate family member who has received, during any twelve-month period within the last three years, more than \$120,000 in direct compensation from HP, other than compensation

for Board service, compensation received by a director's immediate family member for service as a non-executive employee of HP, and pension or other forms of deferred compensation for prior service with HP that is not contingent on continued service.

- (A) The director or an immediate family member is a current partner of the firm that is HP's internal or external auditor; (B) the director is a current employee of such a firm; (C) the director has an immediate family member who is a current employee of such a firm and who personally worked on HP's audit; or (D) the director or an immediate family member was within the last three years (but is no longer) a partner or employee of such a firm and personally worked on HP's audit within that time.
- The director or an immediate family member is, or has been in the past three years, employed as an executive officer of another company where any of HP's present executive officers at the same time serves or has served on that company's compensation committee.
- The director is a current employee, or an immediate family member is a current executive officer, of a company that has made payments to, or received payments from, HP for property or services in an amount which, in any of the last three fiscal years, exceeds the greater of \$1 million, or 2% of such other company's consolidated gross revenues.
- The director is affiliated with a charitable organization that receives significant contributions from HP.
- The director has a personal services contract with HP or an executive officer of HP.

For these purposes, an “immediate family” member includes a person’s spouse, parents, step-parents, children, step-children, siblings, mother and father-in-law, sons and daughters-in-law, brothers and sisters-in-law, and anyone (other than domestic employees) who shares the director’s home.

In determining independence, the Board reviews whether directors have any material relationship with HP. An independent director must not have any material relationship with HP, either directly or as a partner, stockholder or officer of an organization that has a relationship with HP, nor any relationship that would interfere with the exercise of independent judgment in carrying out the responsibilities of a director. In assessing the materiality of a director’s relationship to HP, the Board considers all relevant facts and circumstances, including consideration of the issues from the director’s standpoint and from the perspective of the persons or organizations with which the director has an affiliation, and is guided by the standards set forth above.

In making its independence determinations, the Board considered transactions occurring since the beginning of fiscal 2015 between HP and entities associated with the independent directors or their immediate family members. In addition to the transactions described below under “Fiscal 2017 Related Person Transactions,” if any, the Board’s independence determinations included consideration of the following transactions:

Current Directors:

- Mr. Bergh has served as President and Chief Executive Officer and a Director of Levi Strauss & Co. since September 2011. HP has entered into transactions for the purchase and sale of goods and services in the ordinary course of its business during the past three fiscal years with Levi Strauss & Co. The amount that HP paid in each of the last three fiscal years to Levi Strauss & Co., and the amount received in each fiscal year by HP from Levi Strauss & Co., did not, in any of the previous three fiscal years, exceed the greater of \$1 million or 2% of either company’s consolidated gross revenues.

- Each of Mr. Banerji, Mr. Bennett, Ms. Brown-Philpot, Ms. Burns, Ms. Citrino, and Mr. Mobley, or one of their immediate family members, is a non-employee director, trustee or advisory board member of another company that did business with HP at some time during the past three fiscal years. These business relationships were as a supplier or purchaser of goods or services in the ordinary course of business.

Former Directors:

- Mr. Carl Bass, who served on our Board during Fiscal 2017 until October 2017, served as President and Chief Executive Officer of Autodesk between May 2006 and February 2017. HP has entered into transactions for the purchase and sale of goods and services in the ordinary course of its business during the past three fiscal years with Autodesk. The amount that HP paid in each of the last three fiscal years to Autodesk, and the amount received in each fiscal year by HP from Autodesk, did not, in any of the previous three fiscal years, exceed the greater of \$1 million or 2% of either company’s consolidated gross revenues.

As a result of this review, the Board has determined the transactions described above and below under “Fiscal 2017 Related Person Transactions,” if any, would not interfere with the director’s exercise of independent judgment in carrying out the responsibilities of a director. The Board has also determined that, with the exception of Mr. Weisler, (i) each of HP’s independent directors, including Ms. Alvarez, Mr. Banerji, Mr. Bass (during the portion of Fiscal 2017 he served on the Board), Mr. Bennett, Mr. Bergh, Ms. Brown-Philpot, Ms. Burns, Ms. Citrino, Mr. Gupta (during the portion of Fiscal 2017 he served on the Board), Mr. Mobley and Mr. Suresh, and (ii) each of the members of the Audit Committee, the HRC Committee and the NGSR Committee, has (or had) no material relationship with HP (either directly or as a partner, stockholder or officer of an organization that has a relationship with HP) and is (or was) independent within the meaning of the NYSE and our director independence standards. The Board has determined that Mr. Weisler is not independent because of his status as our current President and CEO.

Board Leadership Structure

The HP Board continuously evaluates its leadership structure. Our Board has determined that it would be in the best interests of the Company and its stockholders to separate the Chairman of the Board and Chief Executive Officer roles and for our Chairman to be independent. Currently, Mr. Bergh serves as our independent Chairman of the Board. Our Board believes that our current structure, with an independent Chairman, who is well-versed in the needs of a

complex business and has strong, well-defined governance duties, gives our Board a strong leadership and corporate governance structure that best serves the needs of HP and its stockholders. The Board will continue to evaluate its leadership structure on an ongoing basis and may make changes as appropriate to HP and its future needs.

Independent Chairman

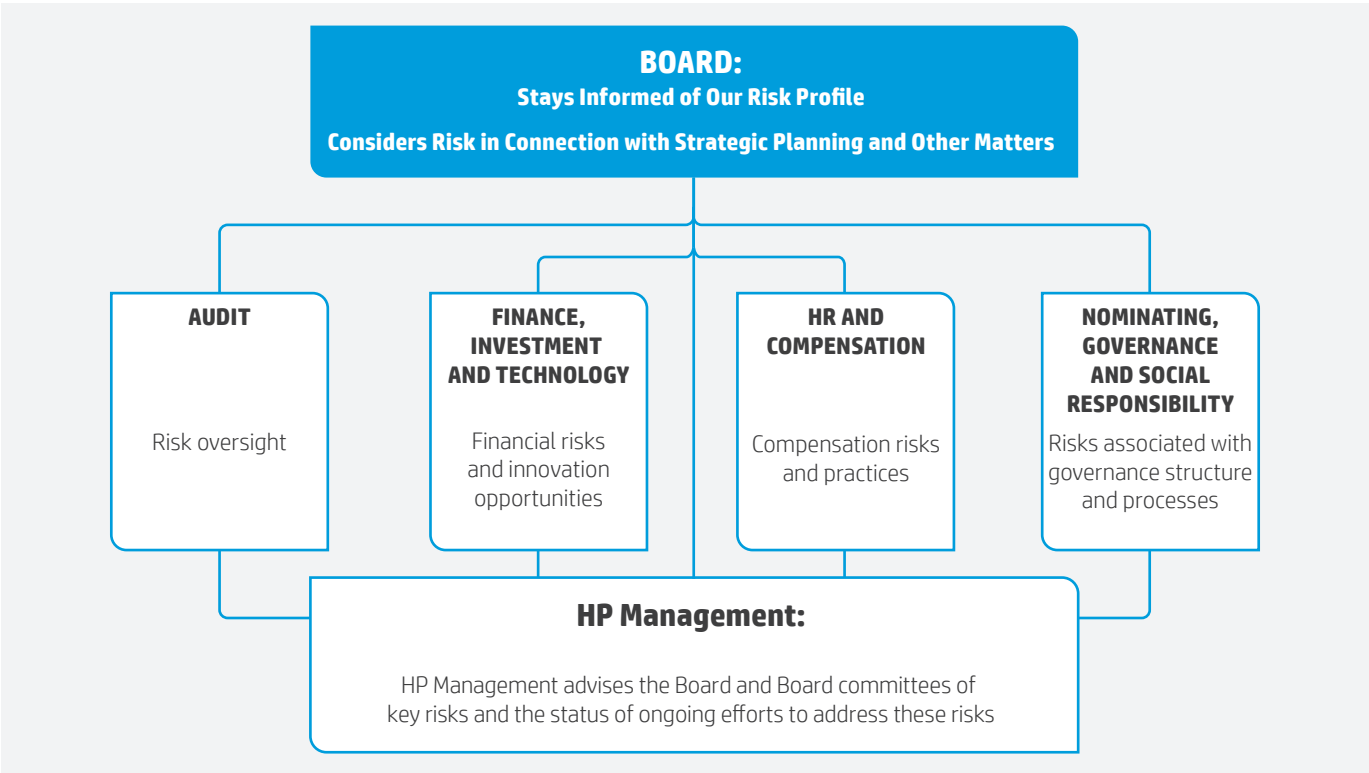
- oversees the planning of the annual Board of Directors calendar
- in consultation with the CEO and the other directors, schedules, approves and sets the agenda for meetings of the Board and chairs and leads the discussion at such meetings
- chairs HP's annual meeting of stockholders
- is available in appropriate circumstances to speak on behalf of the Board and for consultation and direct communication with major stockholders upon request
- provides guidance and oversight to management
- helps with the formulation and implementation of HP's strategic plan
- serves as the Board liaison to management
- has the authority to call meetings of the independent directors and schedules, sets the agenda for, and presides at executive sessions of the independent directors
- approves information sent to the Board of Directors
- assists the Chairs of the Board committees in preparing agendas for the respective committee meetings
- works with the HRC Committee to coordinate the annual performance evaluation of the CEO
- works with the NGSRC Committee to oversee the Board and committee evaluations and recommends changes to improve the Board, the committees, and individual director effectiveness
- performs such other functions and responsibilities as set forth in the Corporate Governance Guidelines or as requested by the Board from time to time

Board Risk Oversight

The Board, with the assistance of committees of the Board as discussed below, reviews and oversees our enterprise risk management ("ERM") program. This enterprise-wide program is designed to enable effective and efficient identification of, and management's visibility into, critical enterprise risks. It also facilitates the incorporation of risk considerations into decision making. The ERM program was established to clearly define risk management roles and responsibilities, bring together senior management to discuss risk, promote visibility and constructive dialogue around risk at the senior management and Board levels and facilitate appropriate risk response strategies. Under

the ERM program, management develops a holistic portfolio of our enterprise risks by facilitating business and function risk assessments, performing targeted risk assessments and incorporating information regarding specific categories of risk gathered from various internal HP organizations. Management then develops risk response plans for risks categorized as needing management focus and response and monitors other identified risk focus areas. Management provides regular reports on the risk portfolio and risk response efforts to senior management and to the Audit Committee.

The Board oversees management’s implementation of the ERM program, including reviewing our enterprise risk portfolio and evaluating management’s approach to addressing identified risks. Various Board committees also have responsibilities for oversight of risk management that supplement the ERM program as follows:







Compensation Risk Assessment

During fiscal 2017, we undertook a review of our material compensation processes, policies and programs for all employees and determined that our compensation programs and practices are not reasonably likely to have a material adverse effect on HP. In conducting this assessment, we reviewed our compensation risk infrastructure, including our material plans, our risk control systems and governance structure, the design and oversight of our compensation programs and the developments, improvements and other changes made to those programs since fiscal 2016, and presented a summary of the findings to the HRC Committee. Overall, we believe that our compensation programs contain an appropriate balance of fixed and variable features and short- and long-term incentives, as well as complementary metrics with reasonable, performance-based goals and linear payout curves under most

plans. We believe that these factors, combined with effective Board and management oversight, operate to mitigate risk and reduce the likelihood of employees engaging in excessive risk-taking behavior with respect to the compensation-related aspects of their jobs. HP’s risk assessment was conducted with the assistance and review of Meridian Compensation Partners, LLC, who supported the findings. In addition, the risk assessment was reviewed by Frederic W. Cook and Co., Inc. (“FW Cook”), independent compensation consultants to the HRC Committee. FW Cook also agreed with our conclusions, finding that the executive compensation program is well designed to encourage behavior aligned with the long-term interests of stockholders and policies are in place to mitigate compensation risks.

Current Committee Memberships

Name	Audit	Finance, Investment and Technology	HR and Compensation	Nominating, Governance and Social Responsibility
Independent Directors				
Aida M. Alvarez			●	●
Shumeet Banerji			●	Chair
Robert R. Bennett 	●	Chair		
Charles “Chip” V. Bergh			●	●
Stacy Brown-Philpot 	●			●
Stephanie A. Burns		●	Chair	
Mary Anne Citrino 	Chair	●		
Stacey Mobley			●	●
Subra Suresh 	●	●		
Other Directors				
Dion J. Weisler				

● — Member

 — Audit Committee “financial expert”

During fiscal 2017, the Board held 6 meetings, 5 of which included executive sessions. Each incumbent director serving during fiscal 2017 attended at least 75% of the aggregate of all Board and applicable committee meetings held during the period that he or she served as a director. During fiscal 2017, we had the following four standing committees, which held the number of meetings indicated in parentheses during fiscal 2017: Audit Committee (12);

FIT Committee (5); HRC Committee (5); and NGSR Committee (6). All of the committee charters are available on our investor relations website at www.hp.com/investor/board_charters.

Directors are encouraged to participate in our annual meeting of stockholders. At our last annual meeting on April 17, 2017, eight of our 12 then-directors, 10 of whom are standing for re-election this year, attended the meeting.

Audit Committee

We have an Audit Committee established in accordance with the requirements of the Securities Exchange Act of 1934, as amended (the “Exchange Act”). The Audit Committee represents and assists the Board in fulfilling its responsibilities for overseeing our financial

reporting processes and the audit of our financial statements. Specific duties and responsibilities of the Audit Committee include, among other things:

Independent Registered Public Accounting Firm

- appointing, overseeing the work of, evaluating, compensating and retaining the independent registered public accounting firm;
- discussing with the independent registered public accounting firm its relationships with HP and its independence, and periodically considering whether there should be a regular rotation of the accounting firm in order to assure continuing independence;
- overseeing the rotation of the independent registered public accounting firm’s lead audit and concurring partners at least once every five years and the rotation of other audit partners at least once every seven years in accordance with SEC regulations, with the Audit Committee directly involved in the selection of the accounting firm’s lead partner; and
- determining whether to retain or, if appropriate, terminate the independent registered public accounting firm.

Audit & Non-Audit Services; Financial Statements; Audit Report

- reviewing and approving the scope of the annual independent audit, the audit fee, other audit services, and the financial statements;
- preparing the Audit Committee report for inclusion in the annual proxy statement; and
- overseeing our financial reporting processes and the audit of our financial statements, including the integrity of our financial statements.

Disclosure Controls; Internal Controls & Procedures; Legal Compliance	<ul style="list-style-type: none"> • reviewing our disclosure controls and procedures, internal controls, information security policies, internal audit function, and corporate policies with respect to financial information and earnings guidance; and • overseeing compliance with legal and regulatory requirements.
Risk Oversight	<ul style="list-style-type: none"> • reviewing risks facing HP and management's approach to addressing these risks, including significant risks or exposures relating to litigation and other proceedings and regulatory matters that may have a significant impact on our financial statements; and • discussing policies with respect to risk assessment and risk management.
Related Party Transactions	<ul style="list-style-type: none"> • overseeing relevant related party transactions governed by applicable accounting standards (other than related person transactions addressed by the NGRS Committee).
Annual Review/Evaluation	<ul style="list-style-type: none"> • annually reviewing the Audit Committee's charter and performance.

The Board determined that each of Ms. Citrino, chair of the Audit Committee, and the other Audit Committee members (Mr. Bennett, Ms. Brown-Philpot, and Mr. Suresh) is independent within the meaning of the NYSE and SEC standards of independence for directors and audit committee members, and has satisfied the NYSE

financial literacy requirements. The Board also determined that each of Mr. Bennett, Ms. Brown-Philpot, Ms. Citrino and Mr. Suresh is an "audit committee financial expert" as defined by the SEC rules.

The report of the Audit Committee is included on page 29.

Finance, Investment and Technology Committee

The FIT Committee provides oversight of the finance and investment functions of HP. The FIT Committee's responsibilities and duties include, among other things:

Treasury Matters	<ul style="list-style-type: none"> • reviewing or overseeing significant treasury matters such as capital structure and allocation strategy, derivative policy, global liquidity, fixed income investments, borrowings, currency exposure, dividend policy, share issuances and repurchases, and capital spending.
M&A Transactions & Strategic Alliances	<ul style="list-style-type: none"> • assisting the Board in evaluating investment, acquisition, enterprise services, joint venture and divestiture transactions in which we engage as part of our business strategy from time to time and reporting and making recommendations to the Board as to scope, direction, quality, investment levels and execution of such transactions; • evaluating and revising our approval policies with respect to such transactions; • overseeing our integration planning and execution and the financial results of such transactions after integration; • evaluating the execution, financial results and integration of our completed transactions; and • overseeing and approving our strategic alliances.
Capitalization; Debt & Obligations; Swaps	<ul style="list-style-type: none"> • reviewing or overseeing our capital structure and allocation strategy; • overseeing our loans and loan guarantees of third-party debt and obligations; and • annually reviewing and approving certain swaps and other derivative transactions.
Technology Strategies & Guidance	<ul style="list-style-type: none"> • making recommendations to the Board as to scope, direction, quality, investment levels, and execution of our technology strategies; • overseeing the execution of technology strategies formulated by management; and • providing guidance on technology as it may pertain to, among other things, market entry and exit, investments, mergers, acquisitions and divestitures, new business divisions and spin-offs, research and development investments, and key competitor and partnership strategies.

Nominating, Governance and Social Responsibility Committee

The NGSR Committee oversees, and represents and assists the Board (and management, as applicable) in fulfilling its responsibilities relating to, our corporate governance, director nominations and elections, HP's policies and programs relating to global citizenship

and other legal, regulatory and compliance matters relating to current and emerging political, environmental, global citizenship and public policy trends. Specific duties and responsibilities of the NGSR Committee include, among other things:

Board Matters	<ul style="list-style-type: none"> developing and recommending to the Board the criteria for identifying and evaluating director candidates and periodically reviewing these criteria; identifying and recommending candidates to be nominated for election as directors at our annual meeting, consistent with criteria approved by the Board; annually assessing the size, structure, functioning, and composition of the Board and recommending assignments of directors to Board committees and chairs of Board committees; identifying and recruiting new directors, establishing procedures for the consideration of director candidates recommended by stockholders and considering candidates proposed by stockholders; assessing the contributions and independence of directors in determining whether to recommend them for election or reelection to the Board; and periodically reviewing the Board's leadership structure, recommending changes to the Board as appropriate and, if the Chairman of the Board is not independent, making a recommendation to the independent directors regarding the appointment of the Lead Independent Director.
HP Governing Documents & Corporate Governance Guidelines & Other Policies	<ul style="list-style-type: none"> conducting a preliminary review of director independence and the financial literacy and expertise of Audit Committee members, and making recommendations to the Board related to such matters; developing and regularly reviewing corporate governance principles, including our Corporate Governance Guidelines; reviewing proposed changes to our Certificate of Incorporation, Bylaws and Board committee charters; and establishing policies and procedures for the review and approval of related-person transactions and conflicts of interest, including the reviewing and approving all potential "related-person transactions" as defined under SEC rules.
Stockholder Rights	<ul style="list-style-type: none"> assessing and making recommendations regarding stockholder rights plans or other stockholder protections, as appropriate; and reviewing stockholder proposals in conjunction with the CEO and recommending Board responses.
Public Policy Trends & Issues	<ul style="list-style-type: none"> reviewing emerging corporate governance issues and practices; identifying, evaluating, and monitoring social, political, and environmental trends, issues, concerns, legislative proposals, and regulatory developments that could significantly affect the public affairs of HP; and reviewing, assessing, reporting, and providing guidance to management and the full Board relating to activities, policies, and programs with respect to public policy matters and policies and programs relating to global citizenship, as applicable.
Annual Review/Evaluation	<ul style="list-style-type: none"> overseeing the policies relating to, and the manner in which HP conducts, its government relations activities; annually reviewing the NGSR Committee's charter and performance; and overseeing the annual self-evaluation of the Board and its committees.

The Board determined that each of Mr. Banerji, who serves as chair of the NGSR Committee, and the other NGSR Committee members (Ms. Alvarez, Mr. Bergh, Mr. Mobley and Ms. Brown-Philpot) is independent within the meaning of the NYSE director independence standards. Mr. Gupta was independent during the portion of fiscal 2017 he served on the NGSR Committee.

HR and Compensation Committee

The HRC Committee discharges the Board's responsibilities related to the compensation of our executives and directors and provides general oversight of our compensation structure, including our equity compensation plans and benefits programs. Specific duties and responsibilities of the HRC Committee include, among other things:

Executive Compensation, Stock Ownership & Performance Reviews	<ul style="list-style-type: none"> recommending all elements of the CEO's compensation to the independent members of the Board for their review and approval; reviewing and approving objectives relevant to other executive officer compensation and evaluating performance and determining the compensation of other executive officers in accordance with those objectives; approving severance arrangements and other applicable agreements and policies for executive officers; and adopting and monitoring compliance with stock ownership guidelines and policies for executive officers.
Equity Compensation Plans, Incentive Plans & Other Employee Benefit Plans	<ul style="list-style-type: none"> overseeing and monitoring the effectiveness of non-equity-based benefit plan offerings, including but not limited to non-qualified deferred compensation, fringe benefits, and any perquisites, in particular those pertaining to Section 16 officers, and approving any material new employee benefit plan or change to an existing plan that creates a material financial commitment by HP.
Director Compensation & Stock Ownership	<ul style="list-style-type: none"> establishing compensation policies and practices for service on the Board and its committees, including annually reviewing the appropriate level of director compensation and recommending to the Board any changes to that compensation; and adopting and monitoring compliance with stock ownership guidelines and policies for directors.
Executive Succession Planning & Leadership Development	<ul style="list-style-type: none"> reviewing senior management selection and overseeing succession planning, leadership development, diversity and pay equity.
Compensation Consultants	<ul style="list-style-type: none"> assessing the independence of all advisors (whether retained by the HRC Committee or management) that provide advice to the HRC Committee, in accordance with applicable listing standards; and annually assessing whether the work of compensation consultants has raised any conflict of interest.
Risk Assessment; Other Disclosure	<ul style="list-style-type: none"> overseeing, approving, and evaluating HP's overall human resources and compensation structure, policies and programs, and assessing whether these establish appropriate incentives and leadership development opportunities for management and other employees, and confirming they do not encourage risk taking that is reasonably likely to have a material adverse effect on HP; reviewing and discussing with management the Compensation Discussion and Analysis and performing other reviews and analyses and making additional disclosures as required of compensation committees by the rules of the SEC or applicable exchange listing requirements; and reviewing the results of stockholder advisory votes on HP's executive compensation program and recommending to the Board or the NGSR Committee how to respond to such votes.
Annual Review/Evaluation	<ul style="list-style-type: none"> overseeing the annual evaluation of the CEO with input from all Board members; and annually evaluating the HRC Committee's performance and its charter.
People Processes & Culture	<ul style="list-style-type: none"> reviewing employee engagement and cultural initiatives including key manager training (growth mindset, Lead@HP and unconscious bias) and results of the employee engagement survey; and monitoring the key health metrics to evaluate the workforce including workforce diversity, key hires, turnover and restructuring.

The Board determined that each of Ms. Burns, who serves as chair of the HRC Committee, and the other HRC Committee members (Ms. Alvarez, Mr. Banerji, Mr. Bergh and Mr. Mobley) is independent within the meaning of the NYSE standards of independence for directors and compensation committee members. Mr. Bass and Mr. Gupta were independent during the portions of fiscal 2017 each served on the HRC Committee.

Executive Sessions

During fiscal 2017, the directors met in executive session 5 times, of which at least one included an additional executive session of only the independent directors. During fiscal 2017, our former director, Mr. Rajiv Gupta served as Lead Independent Director until March 2017, at which point Mr. Bergh became Lead Independent Director and was subsequently appointed independent Chairman in July 2017. As such, either Mr. Gupta or Mr. Bergh, respectively, scheduled and chaired each executive session held during fiscal 2017. Any independent director may request that an additional executive session be scheduled.

Communications with the Board

Stockholders and other interested parties can contact the HP Board by email at bod@hp.com or by mail at:

The HP Board of Directors
1501 Page Mill Road
Palo Alto, California 94304

All directors have access to this correspondence. In accordance with instructions from the Board, the Secretary to the Board reviews all correspondence, organizes the communications for review by the

Board and posts communications to the full Board or to individual directors, as appropriate. Our independent directors have requested that certain items that are unrelated to the Board's duties, such as spam, junk mail, mass mailings, solicitations, resumes and job inquiries, not be posted. Communications that are intended specifically for the Chairman of the Board, other independent directors, or the non-employee directors should be sent to the e-mail address or street address noted above, to the attention of the Chairman of the Board.

Code of Conduct

We maintain a code of business conduct and ethics for directors, officers and employees known as our Standards of Business Conduct, which is available on our website at <http://h30261.www3.hp.com/governance/standards-of-business-conduct.aspx>. If the Board grants any waivers from our Standards of Business Conduct to any of our directors or executive officers, or if we amend our Standards of Business Conduct, we will, if required, disclose these matters via updates to our website on a timely basis.

Director Compensation and Stock Ownership Guidelines

Employee directors such as Mr. Weisler do not receive any separate compensation for their HP Board activities. Non-employee director compensation is determined annually by the Board acting on the recommendation of the HRC Committee. In formulating its recommendation, the HRC Committee considers market data for our peer group and input from the third-party compensation consultant retained by the HRC Committee regarding market practices for director compensation.

Each non-employee director serving during fiscal 2017 was entitled to receive an annual cash retainer of \$100,000. Non-employee directors may elect to defer up to 50% of their annual cash retainer. There were two non-employee directors who elected to defer. In lieu of the annual cash retainer, non-employee directors may elect to receive an equivalent value of equity either entirely in RSUs or in equal values of RSUs and stock options.

Each non-employee director also received an annual equity retainer of \$200,000 for service during fiscal 2017. Under special circumstances, the annual equity retainer may be paid in cash. No annual equity retainer was paid in cash during fiscal 2017. Typically, the annual equity retainer is paid at the election of the director either entirely in RSUs or in equal values of RSUs and stock options. The number of shares subject to the RSU awards is determined based on the fair market value of our stock on the grant date, and the number

of shares subject to the stock option awards is determined as of the grant date based on a Black-Scholes-Merton option pricing formula. Non-employee directors are entitled to receive dividend equivalent units with respect to RSUs, but not stock options. RSUs and stock options generally vest after one year from the date of grant. In addition, non-employee directors may elect to defer the settlement of all RSUs received as part of the director compensation program until either (a) upon the first to occur of the director's death, disability (as defined in Section 409A of the Internal Revenue Code of 1986, as amended (the "Code")) or when the director no longer serves as a member of the HP Board of Directors (a "Separation From Service" as defined in Section 409A) or (b) as of April 1 of a given year; however, non-employee directors may not defer the settlement of any stock options received.

In fiscal 2017, when the Board was led by both a non-executive Chairman and a Lead Independent Director, the Board approved an annual retainer for the Lead Independent Director in the amount of \$35,000. With the departure of our non-executive Chairman Ms. Whitman on July 26, 2017 and the appointment of Mr. Bergh as independent Chairman of the Board on that same date, the role of Lead Independent Director was eliminated. The Board accordingly canceled any further annual retainer payment for the Lead Independent Director role and began payment of a \$200,000 annual

retainer for the independent Chairman consistent with the previously set Chairman fee (pro-rated based on the date Mr. Bergh began service as the independent Chairman). In addition to the annual cash and equity retainers and the Lead Independent Director and Chairman retainers described above, the non-employee directors who served as chairs of standing committees during fiscal 2017 received cash retainers for such service. The Board approved annual cash retainers for committee chairs as follows for fiscal 2017:

- \$25,000 for the Audit Committee Chair;
- \$20,000 for the HRC Committee Chair; and
- \$15,000 for Chairs of other Board standing committees.

Each non-employee director also receives \$2,000 for Board meetings attended in excess of ten meetings per Board year (which begins in March and ends the following February), and \$2,000 for each committee meeting attended in excess of a total of ten meetings of each committee per Board year.

Non-employee directors are reimbursed for their expenses in connection with attending Board meetings (including expenses related to spouses when spouses are invited to attend Board events), and non-employee directors may use the Company aircraft for travel to and from Board meetings and other company events.

Fiscal 2017 Director Compensation

Name	Fees Earned or Paid in Cash ⁽¹⁾ (\$)	Stock Awards ⁽²⁾ (\$)	Option Awards ⁽²⁾ (\$)	All Other Compensation (\$)	Total (\$)
Aida Alvarez	99,931	200,007	0	0	299,938
Shumeet Banerji	114,921	200,007	0	0	314,928
Carl Bass⁽³⁾	10,315	300,011	0	0	310,326
Robert R. Bennett	116,921	200,007	0	0	316,928
Charles “Chip” V. Bergh	165,712	100,004	100,001	0	365,717
Stacy Brown-Philpot	103,931	200,007	0	0	303,938
Stephanie A. Burns	70,685	200,007	0	0	270,692
Mary Anne Citrino	28,983	150,015	150,002	0	329,000
Rajiv L. Gupta	67,804	—	0	0	67,804
Stacey Mobley	99,931	200,007	0	0	299,938
Subra Suresh	101,931	200,007	0	0	301,938
Dion J. Weisler⁽⁴⁾	—	—	—	—	—
Margaret C. Whitman⁽⁵⁾	— ⁽⁶⁾	155,047	150,002	0	305,049

⁽¹⁾ For purposes of determining director compensation, the board year begins in March and ends the following February, which does not coincide with our November through October fiscal year. Cash amounts included in the table above represent the portion of the annual retainers, committee chair fees, and Lead Independent Director fees earned with respect to service during fiscal 2017, as well as any additional meeting fees paid during fiscal 2017. Mr. Gupta, Ms. Whitman, and Mr. Bass all departed our Board during fiscal 2017, on April 24, 2017, July 26, 2017, and September 26, 2017, respectively. Accordingly, they each received a pro-rata portion of the annual cash or chair retainer fees earned for their services during each respective board quarter. See “Additional Information about Fees Earned or Paid in Cash in Fiscal 2017” below.

⁽²⁾ Represents the grant date fair value of stock awards and option awards granted in fiscal 2017 calculated in accordance with applicable accounting standards relating to share-based payment awards. For awards of RSUs, that amount is calculated by multiplying the closing price of HP’s stock on the date of grant by the number of units awarded. For option awards, that amount is calculated by multiplying the Black-Scholes-Merton value determined as of the date of grant by the number of options awarded. For information on the assumptions used to calculate the value of the stock awards, refer to Note 6 to our Consolidated Financial Statements in our Annual Report on Form 10-K/A for the fiscal year ended October 31, 2017, as filed with the SEC on December 14, 2017. See “Additional Information about Non-Employee Director Equity Awards” below.

⁽³⁾ Effective upon Mr. Bass’s departure from the Board on September 26, 2017, the vesting of his outstanding restricted stock units granted to him in fiscal 2017 for his Board service was accelerated.

⁽⁴⁾ Mr. Weisler has served as President and CEO of HP since November 1, 2015. Accordingly, he does not receive compensation for his Board service.

⁽⁵⁾ Effective upon Ms. Whitman’s departure from the Board on July 26, 2017, the vesting of her outstanding restricted stock units granted to her in fiscal 2017 for her Board service was accelerated, and the post-departure exercise period of certain of her vested but unexercised options was extended from 90 days to one year. Accordingly, the fair market value of the equity awarded to her varies slightly from that of HP’s other directors.

⁽⁶⁾ As Chairman of the Board, Ms. Whitman was eligible for an additional annual cash retainer of \$200,000. She declined this retainer for fiscal 2017.

Additional Information about Fees Earned or Paid in Cash in Fiscal 2017

Name	Annual Retainers ⁽¹⁾ (\$)	Committee Chair, Lead Independent Director, and Chairman Fees ⁽²⁾ (\$)	Additional Meeting Fees ⁽³⁾ (\$)	Total (\$)
Aida Alvarez	99,931	0	0	99,931
Shumeet Banerji	99,931	14,990	0	114,921
Carl Bass	0	10,315	0	10,315
Robert R. Bennett	99,931	14,990	2,000	116,921
Charles “Chip” V. Bergh	99,931	65,781	0	165,712
Stacy Brown-Philpot	99,931	0	4,000	103,931
Stephanie A. Burns	66,712	1,973	2,000	70,685
Mary Anne Citrino	0	24,983	4,000	28,983
Rajiv L. Gupta	46,370	21,435	0	67,804
Stacey Mobley	99,931	0	0	99,931
Subra Suresh	99,931	0	2,000	101,931
Margaret C. Whitman	0	0	0	0

⁽¹⁾ The board year begins in March and ends the following February, which does not coincide with HP's November through October fiscal year. The dollar amounts shown include cash annual retainers earned for service during the last four months of the March 2016 through February 2017 Board year and cash annual retainers earned for service during the first eight months of the March 2017 through February 2018 Board year. This also includes cash earned in the period described that was deferred by director election into the 2005 Executive Deferred Compensation Plan, which provides that directors may elect when to receive their deferred cash annual retainer. Directors may not receive their deferred cash annual retainer earlier than January 2020. In the case of a termination of service, directors can elect to receive the deferred money in the January following the termination of the service if the date occurs prior to the specified distribution year elected.

⁽²⁾ Committee chair fees are calculated based on service during each Board term. The dollar amounts shown include such fees earned for service during the last four months of the March 2016 through February 2017 Board term and fees earned for service during the first eight months of the March 2017 through February 2018 Board term.

⁽³⁾ Additional meeting fees are calculated based on the number of designated Board meetings and the number of committee meetings attended during each Board term. The dollar amounts shown include any additional meeting fees paid during fiscal 2017 for service in the 2016 Board term ending February 2017. Additional meeting fees for the 2017 Board term, if any, will be paid during fiscal 2018.

Additional Information about Non-Employee Director Equity Awards

The following table provides additional information about non-employee director equity awards, including the stock awards and option awards made to non-employee directors during fiscal 2017, the grant date fair value of each of those awards and the number of stock awards and option awards outstanding as of the end of fiscal 2017:

Name	Stock Awards Granted During Fiscal 2017 (#)	Option Awards Granted During Fiscal 2017 (#)	Grant Date Fair Value of Stock and Option Awards Granted During Fiscal 2017 ⁽¹⁾ (\$)	Stock Awards Outstanding at Fiscal Year End ⁽²⁾ (#)	Option Awards Outstanding at Fiscal Year End (#)
Aida Alvarez	10,650	0	200,007	10,800	0
Shumeet Banerji	10,650	0	200,007	10,800	0
Carl Bass	15,975	0	300,011	0	72,816
Robert R. Bennett	10,650	0	200,007	10,800	0
Charles “Chip” V. Bergh	5,325	26,110	200,005	14,555	74,654
Stacy Brown-Philpot	10,650	0	200,007	29,108	0
Stephanie A. Burns	10,650	0	200,007	10,800	0
Mary Anne Citrino	7,988	39,165	300,017	21,832	111,981
Rajiv L. Gupta	0	0	0	0	204,824
Stacey Mobley	10,650	0	200,007	29,108	0
Subra Suresh	10,650	0	200,007	29,108	0
Margaret C. Whitman ⁽³⁾	7,988	39,165	305,049	0	2,989,458 ⁽⁴⁾

- ⁽¹⁾ Represents the grant date fair value of stock and option awards granted in fiscal 2017 calculated in accordance with applicable accounting standards. For awards of RSUs, that number is calculated by multiplying the closing price of HP's stock on the date of grant by the number of units awarded. For option awards, that amount is calculated by multiplying the Black-Scholes-Merton value determined as of the date of grant by the number of options awarded. For information on the assumptions used to calculate the value of the stock awards, refer to Note 6 to our Consolidated Financial Statements in our Annual Report on Form 10-K/A for the fiscal year ended October 31, 2017, as filed with the SEC on December 14, 2017.
- ⁽²⁾ Includes dividend equivalent units accrued with respect to awards of RSUs outstanding at fiscal year end, as well as RSUs granted in previous years, that have been deferred at the election of the director.
- ⁽³⁾ Effective upon Ms. Whitman's departure from the Board on July 26, 2017, the vesting of her outstanding restricted stock units granted to her in fiscal 2017 for her Board service was accelerated, and the post-departure exercise period of certain vested but unexercised options was extended from 90 days to one year. Accordingly, the fair market value of the equity awarded to her varies slightly from that of HP's other directors.
- ⁽⁴⁾ Includes the number of option awards outstanding that were granted to Ms. Whitman while she served as President and CEO of HP prior to the spin-off of Hewlett Packard Enterprise Company ("HPE"). A portion of Ms. Whitman's options were converted to options of HPE in connection with the spin-off transaction.

Non-Employee Director Stock Ownership Guidelines

Under our stock ownership guidelines, non-employee directors are required to accumulate, within five years of election to the Board, shares of HP's stock equal in value to at least five times the amount of their annual cash retainer. Shares counted toward these guidelines include any shares held by the director directly or indirectly, including deferred vested awards.

All non-employee directors with more than five years of service have met our stock ownership guidelines and all non-employee directors with less than five years of service have either met or are on track to meet our stock ownership guidelines within the required time based on current trading prices of HP's stock. See "Common Stock Ownership of Certain Beneficial Owners and Management" on page 56 of this proxy statement.

Related Person Transactions Policies and Procedures

We have adopted a written policy for approval of transactions between us and our directors, director nominees, executive officers, beneficial owners of more than 5% of HP's stock, and their respective immediate family members where the amount involved in the transaction exceeds or is expected to exceed \$100,000 in a single calendar year.

The policy provides that the NGSR Committee reviews certain transactions subject to the policy and decides whether or not to approve or ratify those transactions. In doing so, the NGSR Committee determines whether the transaction is in the best interests of HP. In making that determination, the NGSR Committee takes into account, among other factors it deems appropriate:

- the extent of the related person's interest in the transaction;
- whether the transaction is on terms generally available to an unaffiliated third party under the same or similar circumstances;
- the benefits to HP;
- the impact or potential impact on a director's independence in the event the related party is a director, an immediate family member of a director or an entity in which a director is a partner, 10% stockholder or executive officer;
- the availability of other sources for comparable products or services; and
- the terms of the transaction.

The NGSR Committee has delegated authority to the chair of the NGSR Committee to pre-approve or ratify transactions where the aggregate amount involved is expected to be less than \$1 million.

A summary of any new transactions pre-approved by the chair is provided to the full NGSR Committee for its review at each of the NGSR Committee's regularly scheduled meetings.

The NGSR Committee has adopted standing pre-approvals under the policy for limited transactions with related persons. Pre-approved transactions include:

- compensation of executive officers that is excluded from reporting under SEC rules where the HRC Committee approved (or recommended that the Board approve) such compensation;
- director compensation;
- transactions with another company with a value that does not exceed the greater of \$1 million or 2% of the other company's annual revenues, where the related person has an interest only as an employee (other than executive officer), director or beneficial holder of less than 10% of the other company's shares;
- contributions to a charity in an amount that does not exceed the greater of \$1 million or 2% of the charity's annual receipts, where the related person has an interest only as an employee (other than executive officer) or director; and
- transactions where all stockholders receive proportional benefits.

A summary of new transactions covered by the standing pre-approvals relating to other companies (as described above) is provided to the NGSR Committee for its review in connection with that committee's regularly scheduled meetings.

Fiscal 2017 Related Person Transactions

We enter into commercial transactions with many entities for which our executive officers or directors serve as directors and/or employees in the ordinary course of our business. All of those transactions were pre-approved transactions as defined above. There have otherwise been no related person transactions (actual or proposed) since the beginning of HP's last completed fiscal year.

Audit Matters

Management Proposal No. 2

Ratification of Independent Registered Public Accounting Firm



Our Board recommends a vote FOR the ratification of the appointment of Ernst & Young LLP as our independent registered public accounting firm for the 2018 fiscal year.

The Audit Committee has appointed, and as a matter of good corporate governance, is requesting ratification by the stockholders of Ernst & Young LLP as the independent registered public accounting firm to audit our consolidated financial statements for the fiscal year ending October 31, 2018. During fiscal 2017, Ernst & Young LLP served as our independent registered public accounting

firm and also provided certain other audit-related and tax services. See “Principal Accounting Fees and Services” and “Report of the Audit Committee of the Board of Directors” below. Representatives of Ernst & Young LLP are expected to participate in the annual meeting, where they will be available to respond to appropriate questions and, if they desire, to make a statement.

Vote Required

Ratification of the appointment of Ernst & Young LLP as our independent registered public accounting firm for the 2018 fiscal year requires the affirmative vote of a majority of the shares of HP common stock present in person or represented by proxy and entitled to be voted at the annual meeting. If the appointment is not

ratified, the Board will consider whether it should select another independent registered public accounting firm. The members of the Audit Committee and the Board believe that the continued retention of Ernst & Young LLP to serve as HP’s independent registered public accounting firm is in the best interests of HP and its investors.

Report of the Audit Committee of the Board of Directors

The Audit Committee represents and assists the Board in fulfilling its responsibilities for general oversight of the integrity of HP’s financial statements, HP’s compliance with legal and regulatory requirements, the independent registered public accounting firm’s qualifications and independence, the performance of HP’s internal audit function and independent registered public accounting firm, and risk assessment and risk management. The Audit Committee manages HP’s relationship with its independent registered public accounting firm (which reports directly to the Audit Committee) and is responsible for the audit fee negotiations associated with HP’s retention of the independent registered public accounting firm. The Audit Committee has the authority to obtain advice and assistance from outside legal, accounting or other advisors as the Audit Committee deems necessary to carry out its duties and receives appropriate funding, as determined by the Audit Committee, from HP for such advice and assistance.

HP’s management is primarily responsible for HP’s internal control and financial reporting process. HP’s independent registered public accounting firm, Ernst & Young LLP, is responsible for performing an independent audit of HP’s consolidated financial statements and issuing opinions on the conformity of those audited financial statements with United States generally accepted accounting principles and the effectiveness of HP’s internal control over financial reporting. The Audit Committee monitors HP’s financial reporting process and reports to the Board on its findings.

In this context, the Audit Committee hereby reports as follows:

1. The Audit Committee has reviewed and discussed the audited financial statements with HP’s management.

2. The Audit Committee has discussed with the independent registered public accounting firm the matters required to be discussed under the rules adopted by the Public Company Accounting Oversight Board (“PCAOB”).
3. The Audit Committee has received from the independent registered public accounting firm the written disclosures and the letter required by the applicable requirements of the PCAOB regarding the independent registered public accounting firm’s communications with the Audit Committee concerning independence and has discussed with the independent registered public accounting firm its independence.
4. Based on the review and discussions referred to in paragraphs (1) through (3) above, the Audit Committee recommended to the Board, and the Board has approved, that the audited financial statements be included in HP’s Annual Report on Form 10-K/A for the fiscal year ended October 31, 2017, for filing with the SEC.

The undersigned members of the Audit Committee have submitted this Report to the Board of Directors.

AUDIT COMMITTEE

Mary Anne Citrino, Chair
Robert R. Bennett
Stacy Brown-Philpot
Subra Suresh

Principal Accounting Fees and Services

Fees incurred by HP for Ernst & Young LLP

The following table shows the fees paid or accrued by HP for audit and other services provided by Ernst & Young LLP for fiscal 2017 and 2016.

	2017	2016
	In Millions	
Audit Fees ⁽¹⁾	\$15.3	\$15.3
Audit-Related Fees ⁽²⁾	1.7	3.2
Tax Fees ⁽³⁾	3.3	4.0
All Other Fees ⁽⁴⁾	0.3	0.2
Total	\$20.6	\$22.7

⁽¹⁾ Audit fees represent fees for professional services provided in connection with the audit of our financial statements and review of our quarterly financial statements and audit services provided in connection with other statutory or regulatory filings.

⁽²⁾ Audit-related fees for fiscal 2017 consisted primarily of accounting consultations, employee benefit plan audits, and other attestation services. Audit-related fees for fiscal 2016 consisted primarily of merger and acquisition due diligence of \$1.8 million and also included accounting consultations, employee benefit plan audits and other attestation services of \$1.4 million.

⁽³⁾ Tax fees consisted primarily of tax advice and tax planning fees of \$3.0 million and \$3 million for fiscal 2017 and fiscal 2016, respectively. For fiscal 2017 and fiscal 2016, tax fees also included tax compliance fees of \$0.2 million and \$1.0 million, respectively.

⁽⁴⁾ For fiscal 2017 and fiscal 2016, all other fees included primarily advisory service fees.

Pre-Approval of Audit and Non-Audit Services Policy

The Audit Committee has delegated to the Chair of the Audit Committee the authority to pre-approve audit-related and non-audit services not prohibited by law to be performed by our independent registered public accounting firm and associated fees up to a maximum for any one service of \$250,000, provided that the chair shall report any decisions to pre-approve services and fees to the full Audit Committee at its next regular meeting.

Executive Compensation

Management Proposal No. 3

Advisory Vote to Approve Executive Compensation



Our Board recommends a vote FOR the approval of the compensation of our NEOs, including the Compensation Discussion and Analysis, the compensation tables and narrative discussion following such compensation tables, and the other related disclosures in this proxy statement.

In accordance with SEC rules, our stockholders are being asked to approve, on an advisory or non-binding basis, the compensation of our Named Executive Officers (“NEOs”) as disclosed in this proxy statement pursuant to Item 402 of Regulation S-K — a detailed description of our compensation program is available in the “Compensation Discussion and Analysis.”

Our Board and the HRC Committee believe that we have created a compensation program that is tied to performance, aligns with stockholder interests and merits stockholder support. Accordingly, we are asking for stockholder approval of the compensation of our NEOs as disclosed in this proxy statement in the Compensation

Discussion and Analysis, the compensation tables and the narrative discussion following the compensation tables.

Although this vote is non-binding, the Board and the HRC Committee value the views of our stockholders and will review the voting results. If there are significant negative votes, we will take steps to understand those concerns that influenced the vote, and consider them in making future decisions about executive compensation. We currently conduct annual advisory votes on executive compensation, and expect to conduct the next advisory vote at our next annual meeting of stockholders in 2019.

Vote Required

The affirmative vote of a majority of the shares of HP common stock present in person or represented by proxy and entitled to be voted on the proposal at the annual meeting is required for advisory approval of this proposal.

Compensation Discussion and Analysis

Introduction

This Compensation Discussion and Analysis describes our executive compensation philosophy and programs, the compensation decisions the HRC Committee has made under those programs, and the considerations in making those decisions in fiscal 2017.

Named Executive Officers

Our NEOs for fiscal 2017 are:

- Dion J. Weisler, President and CEO;
- Catherine A. Lesjak, Chief Financial Officer;
- Ron V. Coughlin, President, Personal Systems;
- Jon E. Flaxman, Chief Operating Officer; and
- Enrique J. Lores, President, Imaging, Printing and Solutions.

Executive Summary

Fiscal 2017 was the second full fiscal year for HP as a standalone organization. It was created as the successor entity when Hewlett Packard Enterprise Company ("HPE") was separated from Hewlett-Packard Company in November 2015. HP and HPE, each have ranked among the 100-largest U.S. companies in revenues since the separation.

Market Practice and Company Performance Are Reflected in Pay Decisions

The HRC Committee continues to review our compensation programs to maintain support of our evolving business strategy without potential material risk to the organization. The HRC Committee's assessment includes regular stockholder engagement and consideration of stockholder feedback.

Below are brief highlights of key compensation decisions with respect to NEOs:

Fiscal 2017 NEO Pay Action	HRC Committee Decision	HRC Committee Rationale
Adjust base salaries	Salary changes ranged from 0% for certain NEOs to 8.3% for the CEO, to better align with market median.	Reflect peer group market positioning, individual experience, performance, advancement potential, and internal equity.
Determine earned annual bonuses for fiscal 2017 performance	Annual bonuses for fiscal 2017 were earned, ranging from 134.5% to 135.1% of target, with the CEO at 135.1% of target and the average for other NEOs at 134.9%. At the beginning of the year, target award opportunities were set at competitive levels versus peers. The HRC Committee set threshold-to-maximum performance goals for determining earned awards at the beginning of fiscal 2017.	Earned awards reflected performance against applicable enterprise-wide, business, and individual goals. Goals were set for the overall Company and businesses against internal budgets for revenues, net earnings/profits, and free cash flow as a percentage of revenue. Non-financial individual performance goals under the Management by Objectives program ("MBOs") were set for individuals. The Company delivered strong results across revenue, net profit and free cash flow (FCF) in fiscal 2017, and as a result, Corporate revenue, net profit and FCF (% revenue) were above target. With the strong top line growth driven by Personal Systems, Corporate FCF (% of revenue) was considerably above target for the year. Despite these very strong combined results for the year, after careful review and consistent with its authority, the Committee exercised its discretion to limit the funding for FCF (% revenue) to 100% of target. With this change, annual bonus funding for the financial portion of the annual incentives (excluding the impact of MBO payouts) was lowered by roughly 26% to 28% for the Company's NEOs. Further, NEOs successfully delivered against their MBOs as further detailed on page 37.
Make regular long-term incentive grants	Fiscal 2017 long-term incentives were granted in an approximate mix of 60% PARSUs and 40% time-based RSUs. Grant values were set at competitive levels versus peers with appropriate incumbent-specific variability for performance, experience, and internal equity. Grants for Mr. Coughlin, Mr. Flaxman and Mr. Lores were increased versus fiscal 2016 grants to better align with market data.	PARSUs are based on relative TSR compared to the S&P 500 and one-year Earnings Per Share ("EPS"). The intent was to align pay delivery with stockholder returns. RSUs vest based on continued service to create ownership and to support retention.

Oversight and Authority over Executive Compensation

Role of the HRC Committee and its Advisors

The HRC Committee oversees and provides strategic direction to management regarding all aspects of our pay program for senior executives. It makes recommendations regarding the CEO's compensation to the independent members of the Board for approval, and it reviews and approves the compensation of the remaining Section 16 officers, including our NEOs. Each HRC Committee member is an independent non-employee director with significant experience in executive compensation matters.

Much of HP's 2017 program structure was continued from the fiscal 2016, where there was 93.2% approval of the say on pay proposal for 2016. HP implemented two refinements in program structure for fiscal 2017. For PARSUs, the ROIC measure was replaced by EPS for improved stockholder alignment. Further, the HRC Committee increased the focus on enterprise-wide revenue and net income in order to increase collaboration and teamwork across HP's various businesses.

The HRC Committee continually considers feedback from stockholders and the potential executive compensation implications of evolving business and strategic objectives. Based on these considerations, the HRC determined that it would be appropriate to maintain the same overall program structure for 2018. We believe that our current compensation structure incents and rewards

achievement of specific goals, reinforces year-over-year results and provides an attractive pay-for-performance opportunity that encourages retention and leadership engagement.

During fiscal 2017, the HRC Committee continued to engage Frederic W. Cook and Co., Inc. ("FW Cook") as its independent compensation consultant. FW Cook provides analyses and recommendations that inform the HRC Committee's decisions; evaluates market pay data and competitive-position benchmarking; provides analyses and inputs on program structure, performance measures, and goals; provides updates on market trends and the regulatory environment as it relates to executive compensation; reviews various management proposals presented to the HRC Committee related to executive compensation; and works with the HRC Committee to validate and strengthen the pay-for-performance relationship and alignment with stockholder interests. FW Cook does not perform other services for HP, and will not do so without the prior consent of the HRC Committee chair. FW Cook meets with the HRC Committee chair and the HRC Committee outside the presence of management while in executive session.

The HRC Committee met five times in fiscal 2017, and all five of these meetings included an executive session. FW Cook participated in most of the meetings and, when requested by the HRC Committee chair, in the preparatory meetings and the executive sessions.

Role of Management and the CEO in Setting Executive Compensation

The Board works with an outside consultant and management in evaluating and defining pay programs. They considered market competitiveness, business results, experience, and individual performance in evaluating fiscal 2017 NEO compensation and the compensation structure. The Chief Human Resources Officer and other members of our executive compensation team, together with members of our finance and legal organizations, work with the CEO to design and develop the compensation program, to recommend changes to existing program provisions applicable to NEOs and other senior executives, as well as financial and other targets to be achieved under those programs, prepare analyses of financial data, peer comparisons and other briefing materials to assist the HRC Committee in making its decisions, and implement the decisions of the HRC Committee. During fiscal 2017, management continued to engage Meridian Compensation

Partners, LLC ("Meridian") as its compensation consultant. The HRC Committee took into consideration that Meridian provided executive compensation-related services to management when it evaluated any information and analyses provided by Meridian, all of which were also independently reviewed by FW Cook, as applicable, on the HRC Committee's behalf.

During fiscal 2017, Mr. Weisler provided input to the HRC Committee regarding performance metrics and the setting of appropriate performance targets for his direct reports. Mr. Weisler also recommended MBOs for the NEOs (other than himself) and the other senior executives who report directly to him. Mr. Weisler is subject to the same financial performance goals as the executives who lead global functions, and Mr. Weisler's MBOs and compensation are established by the HRC Committee and recommended to the independent members of the Board for approval.

Use of Comparative Compensation Data and Compensation Philosophy

The HRC Committee reviews the compensation of our Section 16 officers and compared it to that of executives in similar positions at our peer group companies. Our peer group includes companies we compete with for executive talent due to our geographical proximity and technology industry overlap. The HRC Committee takes size differentiations into consideration when reviewing the results of market data analysis. The HRC Committee uses this information to evaluate how our pay practices compare to market practices.

When determining the peer group, Meridian and HP considered the following characteristics:

- Companies that are U.S.-based, listed on a major U.S. exchange, and with executives primarily living in the United States
- Companies in the information technology industry sector, as well as non-technology peers in industrial, consumer discretionary, consumer staples, and telecommunications services

- Technology companies with 1/5x to 5x HP's revenue and non-technology companies with 1/2x to 3x HP's revenue
- Companies with non-U.S. revenue greater than or equal to 40% of total revenue
- Companies with market capitalizations that are within a reasonable range of HP's market capitalization
- Companies with comparable organizational complexity (i.e., at least two operating segments and products and services components)

- Companies with R&D greater than or equal to 2.5% of total revenue
- Companies with primarily B2B, or business-to-business, focus

We believe the resulting peer group provides HP and the HRC Committee with a valid comparison and benchmark for the Company's executive compensation program and governance practices. This year, the HRC Committee added HPE due to its similarity in size and IT industry classification and removed Apple and Alphabet due to their market caps relative to HP.

The peer group for fiscal 2017 consisted of the following companies:

Company Name	Revenue (\$ in billions)*
Amazon.com, Inc.	136.0
Verizon Communications Inc.	126.0
General Electric Company	123.7
Microsoft Corporation	90.0
International Business Machines Corporation	79.9
The Procter & Gamble Company	65.1
PepsiCo, Inc.	62.8
Intel Corporation	59.4
HP Inc.	52.1
Cisco Systems, Inc.	48.0
Honeywell International, Inc.	39.3
Oracle Corporation	37.7
Nike, Inc.	34.4
Hewlett Packard Enterprise Company	28.9
EMC Corporation	24.7
Qualcomm Incorporated	22.3
Western Digital Corporation	19.1
Texas Instruments Inc.	13.4
Xerox Corporation	10.8
Seagate Technology PLC	10.8

* Represents fiscal 2017 reported revenue, except fiscal 2016 reported revenue is provided for Amazon, General Electric, Honeywell, IBM, Intel, PepsiCo, Texas Instruments, Verizon and Xerox and fiscal 2015 reported revenue is provided for EMC.

Process for Setting and Awarding Executive Compensation

A broad range of facts and circumstances is considered in setting our overall executive compensation levels. In fiscal 2017, the HRC Committee continued to set target compensation levels within a competitive range of the market median, although in some cases lower or higher based on each executive's situation (e.g., attraction and retention purposes). The Board maintains a total CEO target compensation package that approximates the median of our competitive market and is consistent with our pay positioning strategy and pay-for-performance philosophy.

The primary factors considered when determining pay opportunities for our NEOs are market competitiveness, internal equity, and individual performance. The weight given to each factor may differ from year to year, is not formulaic, and may differ among individual NEOs in any given year. For example, when we recruit externally,

market competitiveness, experience, and the candidate-specific circumstances may weigh more heavily in the compensation decision process. In contrast, when determining year-over-year compensation changes for current NEOs, internal equity and individual performance may factor more heavily in the analysis.

Because such a large percentage of NEO pay is performance-based, the HRC Committee spends significant time determining the appropriate goals for our annual and long-term incentive plans. In general, management makes an initial recommendation of the goals, which is then assessed by the HRC Committee's independent compensation consultant, and discussed and approved by the HRC Committee. Major factors considered in setting financial goals for each fiscal year are business results from the most recently completed fiscal year, budgets and strategic plans, macroeconomic

factors, guidance and analyst expectations, competitive performance results and goals, conditions or goals specific to a particular business segment, and strategic initiatives. To permit eligible compensation in fiscal 2017 to qualify as “performance-based” under Section 162(m) of the Code, the HRC Committee set the overall funding target under the “umbrella” structure created for the annual PFR incentives, and set performance goals for annual PFR incentives and equity awards within the first 90 days of the fiscal year. MBOs are set based on major shared and individual strategic, operating, and tactical initiatives.

Following the close of the fiscal year, the HRC Committee reviews actual financial results and MBO performance against the goals that it had set for the applicable plans for that year, with payouts under the plans determined based on performance against the established goals. The HRC Committee meets in executive session to review the MBO performance of the CEO and to determine a recommendation for his annual PFR incentive award to be approved by the independent members of the Board. See “2017 Annual Incentives” below for a further description of our results and corresponding incentive payouts.

Listening to our Stockholders on Compensation

HP believes in aligning our compensation with our stockholders in order to deliver better value to all our stakeholders. In order to help accomplish this, we engage with our stockholders on a variety of issues on an ongoing basis, including discussing their views on best practices in executive compensation. Some recent changes to our executive compensation program, shown here, have reflected those conversations with stockholders.

- Increased focus on enterprise-wide corporate revenue and corporate net earnings/profit in our annual PFR incentive plan in order to encourage greater collaboration and teamwork among business leaders
- Replaced Return on Invested Capital (“ROIC”) with EPS in PARSUs for stronger alignment with stockholder interests and because it is a more appropriate measure for HP after the separation of HPE

Determination of Fiscal 2017 Executive Compensation

Under our Total Rewards Program, executive compensation consists of: base salary, annual incentives, long-term incentives, benefits, and perquisites.

Fiscal 2017 Compensation Highlights

The HRC Committee regularly explores ways to improve our executive compensation program. In making changes for fiscal 2017, the HRC Committee considered stockholder feedback, our current business needs and strategy, and peer group practices. The objectives were to support the business strategy, to continue to

align pay with stockholder interests, and to maintain best-in-class governance standards. While many elements of the fiscal 2017 executive compensation program remained consistent with prior years, some changes were made that reflect strategy and market considerations, and take into account stockholder feedback.

What We Changed

Annual incentives: created specific financial targets from 0% - 250% payout for revenue metric

Annual incentives: included HP enterprise-wide revenue and net earnings metrics for business group leaders

Long-term incentives: replaced ROIC metric with EPS for PARSUs

Rationale

To simplify program design, align with market practice, and support stockholder feedback

To encourage greater collaboration and teamwork among business leaders

To promote more-relevant drivers of long-term stockholder value given the company’s post-separation capital structure and balance sheet, as well as our focus on bottom-line profitability in the business transformation strategy. EPS is also a common measure for performance-based long-term incentives among our peer companies

2017 Base Salary

Our executives receive a small percentage of their overall compensation in the form of base salary, which is consistent with our philosophy of tying pay to performance. The NEOs are paid an amount in the form of base salary sufficient to attract qualified executive talent and maintain a stable management team. The HRC Committee aims to have executive base salaries set at or near the market median

for comparable positions and comprise 8% to 13% of the NEOs’ overall compensation, which is consistent with the practice of our peer group companies. The HRC Committee typically establishes executive base salaries at the beginning of the fiscal year. To decide the CEO’s salary, the HRC Committee reviews analyses and recommendations provided by FW Cook, the Committee’s independent compensation consultant.

For fiscal 2017, Mr. Weisler's salary was increased from \$1.2 million to \$1.3 million, to better align with the market median. The HRC Committee did not change Ms. Lesjak's or Mr. Flaxman's base

salaries. Both Mr. Coughlin's and Mr. Lores's base salaries were increased from \$700,000 to \$725,000, which brought their total direct compensation closer to the peer group median.

2017 Annual Incentives

The fiscal 2017 annual PfR incentive plan consisted of the following three core financial metrics: revenue, net earnings/profit, and corporate free cash flow as a percentage of revenue. A fourth metric, MBOs, was used to further drive individual performance and achievement of key strategic goals. Each metric was weighted at 25% of the target award value. Each individual metric may fund up to 250% of target; however, the maximum annual PfR incentive for each executive will be capped at 200% of target.

The target annual PfR incentive awards for fiscal 2017 were set at 200% of salary for the CEO and 125% of salary for the other NEOs.

For fiscal 2017 and purposes of Section 162(m) deductibility under the Code, the HRC Committee again established an "umbrella"

formula governing the maximum bonus and then exercised negative discretion in setting actual bonuses. Under the umbrella formula, each Section 16 officer was allocated a pro rata share of 0.75% of net earnings based on his or her target annual PfR incentive award, subject to a maximum bonus of 200% of the NEO's target bonus, and the maximum \$15 million cap under the Stock Incentive Plan. Below this umbrella funding structure, actual payouts were determined based upon financial metrics and MBOs established and evaluated by the HRC Committee for Section 16 officers and by the independent members of the Board for the CEO. After the end of the fiscal year, the actual funding for the umbrella pool was certified, and it exceeded the maximum potential bonus for the combined covered officers.

Fiscal 2017 Annual Incentive Plan

Key Design Elements	Corporate Goals			MBOs	% Payout Metric ⁽²⁾ (%)
	Revenue (\$ in billions)	Net Earnings/Profit (\$ in billions)	Free Cash Flow as a % of Revenue ⁽¹⁾ (%)		
Weight	25%	25%	25%	25%	
<i>Linkage</i>					
Global Functions Executives ⁽³⁾	Corporate	Corporate	Corporate	Individual	
Business Unit ("BU") Executives ⁽⁴⁾	Corporate/BU	Corporate/BU	Corporate	Individual	
<i>Corporate Performance Goals</i>					
Maximum	—	—	—	Various	250
Target	\$46.0	\$2.9	5.3%	Various	100
Threshold	—	—	—	Various	0

⁽¹⁾ Maximum funding for corporate free cash flow as a percentage of revenue is capped at 150% of target if corporate net earnings/profit achievement was below target and is capped at 100% of target if corporate net earnings/profit achievement was below threshold. If corporate net earnings/profit achievement was above target, the maximum funding level is 250% for this metric.

⁽²⁾ Interpolate for performance between discrete points. Maximum payout is equal to 200% of target. As a general administrative discretionary guideline, the HRC Committee may decide that financial funding for Global Functions Executives, including the CEO, cannot exceed the highest funding for a Business Unit Executive.

⁽³⁾ The Global Functions Executives include Mr. Weisler, Ms. Lesjak, and Mr. Flaxman.

⁽⁴⁾ The Business Unit Executives include Mr. Coughlin and Mr. Lores.

The specific metrics, their linkage to corporate results, and the weighting that was placed on each were chosen because the HRC Committee believed that:

- performance against these metrics, in combination, enhances value for stockholders, capturing both the top and bottom line, as well as cash and capital efficiency;
- a balanced weighting of metrics limits the likelihood of rewarding executives for excessive risk-taking;
- different measures avoid paying for the same performance twice; and
- MBOs enhance focus on business objectives, such as operational objectives, strategic initiatives, succession planning, and people development, which are important to the long-term success of the Company.

The following chart sets forth the definition of and rationale for each of the financial performance metrics that was used for the Fiscal 2017 Annual Incentive Plan:

Financial Performance Metrics ⁽¹⁾	Definition	Rationale for Metric
Corporate Revenue	Net revenue as reported in our Annual Report on Form 10-K/A for fiscal 2017	Reflects top line financial performance, which is a strong indicator of our long-term ability to drive stockholder value
Business Revenue	Segment net revenue as reported in our Annual Report on Form 10-K/A for fiscal 2017	
Corporate Net Earnings	Non-GAAP net earnings, as defined and reported in our fourth quarter fiscal 2017 earnings press release, excluding bonus net of income tax ⁽²⁾	Reflects bottom line financial performance, which is directly tied to stockholder value on a short-term basis
Business Net Profit ("BNP")	Business net profit, excluding bonus net of income tax	
Corporate Free Cash Flow	Cash flow from operations less net capital expenditures (gross purchases less retirements) divided by net revenue (expressed as a percentage of revenue)	Reflects efficiency of cash management practices, including working capital and capital expenditures

⁽¹⁾ While we report our financial results in accordance with generally accepted accounting principles ("GAAP"), our financial performance targets and results under our incentive plans are sometimes based on non-GAAP financial measures. The financial results, whether GAAP or non-GAAP, may be further adjusted as permitted by those plans and approved by the HRC Committee. We review GAAP to non-GAAP adjustments and any other adjustments with the HRC Committee to ensure performance takes into account the way the goals were set and executive accountability for performance. These metrics and the related performance targets are relevant only to our executive compensation program and should not be used or applied in other contexts.

⁽²⁾ Fiscal 2017 non-GAAP net earnings of \$2.8 billion excludes after-tax costs of \$0.4 billion related to the amortization of intangible assets, restructuring charges, and acquisition-related charges. Management uses non-GAAP net earnings to evaluate and forecast our performance before gains, losses, or other charges that are considered by management to be outside of our core business segment operating results. We believe that presenting non-GAAP net earnings provides investors with greater visibility with respect to the information used by management in its financial and operational decision making. We further believe that providing this additional non-GAAP information helps investors understand our operating performance and evaluate the efficacy of the methodology and information used by management to evaluate and measure such performance. This additional non-GAAP information is not intended to be considered in isolation or as a substitute for GAAP diluted net earnings.

Following fiscal 2017, the HRC Committee reviewed performance against the financial metrics and certified the results as follows:

Fiscal 2017 Annual PFR Incentive Performance Against Financial Metrics⁽¹⁾

Metric	Weight ⁽²⁾	Target (\$ in billions)	Result (\$ in billions)	Percentage of Target Annual Incentive Funded ⁽³⁾
Corporate Revenue	25.0%	\$46.0	\$52.1	54.2%
Corporate Net Earnings	25.0%	\$2.9	\$3.0	30.9%
Corporate Free Cash Flow (% of revenue)	25.0%	5.3%	6.4%	25.0%
Total	75.0%	—	—	
Adjusted Total	75.0%	—	—	110.1%

⁽¹⁾ Mr. Weisler, Ms. Lesjak, and Mr. Flaxman received annual PFR incentive payments based on corporate financial metrics. Mr. Coughlin and Mr. Loes received annual PFR incentive payments based on corporate and business financial metrics. As a general administrative discretionary guideline, the HRC Committee may decide that financial funding for Global Functions Executives, including the CEO, cannot exceed the highest funding for a Business Unit Executive.

⁽²⁾ The financial metrics were equally weighted to account for 75% of the target annual PFR incentive.

⁽³⁾ The Company delivered strong results across revenue, net profit and free cash flow (FCF) in fiscal 2017, and as a result, Corporate revenue, net profit and FCF (% revenue) were above target. With the strong top line growth driven by Personal Systems, Corporate FCF (% of revenue) was considerably above target for the year. Despite these very strong combined results for the year, after careful review and consistent with its authority, the Committee exercised its discretion to limit the funding for FCF (% revenue) to 100% of target. With this change, annual bonus funding for the financial portion of the annual incentives (excluding the impact of MBO payouts) was lowered by roughly 26% to 28% for the Company's NEOs.

Mr. Weisler. With respect to performance against the MBOs, the independent members of the Board evaluated the CEO's performance at fiscal year-end. The evaluation included an analysis of Mr. Weisler's performance against all of his MBOs, which included, but were not limited to: support a successful launch and entrance into the A3 and 3D markets, support and monitor the progress of the Print Renaissance plan, continue to grow share in strategic areas where HP chooses to play, invest across all three pillars (core, growth and future), execute a plan to consistently engage with channel partners, customers and ecosystems, and

ensure we have a people strategy that reflects current and future business needs. After conducting a thorough review of Mr. Weisler's performance, the independent members of the Board determined that his MBO performance had been achieved at target. Mr. Weisler's accomplishments included:

- Returned the company to growth with accelerated revenue performance each quarter
- Overcame substantial cost headwinds and delivered operating profit growth year-over-year

- Delivered non-GAAP EPS at the high-end of the outlook range provided at the start of the year
- Exceeded free cash flow estimates, returning capital to stockholders while investing in our future to create a sustainable business over time
- Stabilized supplies revenue a quarter earlier than expected
- Continued to surprise the market with innovation, enabling profitable share gains in both Personal Systems and Print segments
- Turned the 3D Printing initiative into a business with global reach, repeat customer orders and an expanding partner ecosystem
- Successfully closed the acquisition of Samsung's printer business on November 1, 2017

As CEO, Mr. Weisler evaluated the performance of each of the other Section 16 officers and presented the results of those evaluations to the HRC Committee at its November 2017 meeting. The evaluations included an analysis of the officers' performance against all of their MBOs. The HRC Committee reviewed the CEO's assessment of the degree of attainment of the MBOs of the other Section 16 officers and set their MBO scores. The results of these evaluations for the other NEOs are summarized below.

Ms. Lesjak. The HRC Committee determined that Ms. Lesjak's MBOs performance had been achieved at target. Ms. Lesjak is a highly experienced leader who was critical in consistently delivering against financial expectations. She drove efficiencies across the organization by implementing a new Finance model and leading re-engineering, robotics, and Artificial Intelligence transformation projects. Ms. Lesjak is a highly valuable member of the Executive Leadership Team and an important role model to our HP community.

Mr. Coughlin. The HRC Committee determined that Mr. Coughlin's MBOs performance had been achieved at target. Mr. Coughlin

delivered a strong performance by growing Personal Systems revenue by more than 10% and meeting profit targets. Mr. Coughlin not only gained commercial share but also attained the number one position in consumer as well. He continued delivering great products with the Spectre and Elitebook refreshes and positioned us as the most secure laptops. Mr. Coughlin also drove strategic relationships with key partners that have helped position us for success.

Mr. Flaxman. The HRC Committee determined that Mr. Flaxman's MBOs performance had been achieved at target. Mr. Flaxman managed a complex portfolio of critical business areas while delivering on key critical projects such as Enterprise Resource Planning (ERP) and the consolidation of our robotics capabilities. Under his leadership, we are transforming the IT and operations infrastructure of the company reducing costs and improving processes. Mr. Flaxman did a remarkable job supporting the many natural disasters HP encountered this year from the hurricanes in Houston and Puerto Rico to the earthquake in Mexico City. This support was critical for business continuity as well as for employees and their families.

Mr. Lores. The HRC Committee determined that Mr. Lores's MBOs performance had been achieved above target. Mr. Lores did a fantastic job in fiscal year 2017 in turning around Printing, achieving supplies stabilization, closing the acquisition of Samsung's printer business, and launching HP's A3 product line. He grew Printing revenues, while reducing costs and increasing operating profit. Mr. Lores set the business up for long-term success with a multi-year road map that will drive future profitable growth.

Based on the findings of these performance evaluations, the HRC Committee (and, in the case of the CEO, the independent members of the Board) evaluated performance against the non-financial metrics for the NEOs as follows:

Fiscal 2017 Annual Pfr Incentive Performance Against Non-Financial Metrics (MBOs)

Named Executive Officer	Percentage of Target	
	Weight (%)	Annual Incentive Funded (%)
Dion J. Weisler	25.0	25.0
Catherine A. Lesjak	25.0	25.0
Ron V. Coughlin	25.0	25.0
Jon E. Flaxman	25.0	25.0
Enrique J. Lores	25.0	35.0

Based on the level of performance described above on both the financial and non-financial metrics for fiscal 2017, the payouts to the NEOs under the annual PFR incentive were as follows:

Fiscal 2017 Annual PFR Incentive Payout

Named Executive Officer	Percentage of Target Annual Incentive Funded		Total Annual Incentive Payout	
	Financial Metrics (%)	Non-Financial Metrics (%)	As % of Target Annual Incentive (%)	Payout (\$)
Dion J. Weisler	110.1	25.0	135.1	\$3,511,560
Catherine A. Lesjak	110.1	25.0	135.1	\$1,435,012
Ron V. Coughlin	110.1	25.0	135.1	\$1,224,612
Jon E. Flaxman	110.1	25.0	135.1	\$1,181,775
Enrique J. Lores	99.5	35.0	134.5	\$1,219,035

Long-term Incentive Compensation

The HRC Committee established a total long-term incentive target value for each NEO in early fiscal 2017 that was 60% weighted in the form of PARSUs and 40% weighted in the form of time-based RSUs. The high proportion of performance-based awards reflects our pay-for-performance philosophy. The time-based awards encourage retention and are linked to stockholder value and ownership, which are important goals of our executive compensation program.

2017 PARSUs

The fiscal 2017-2019 PARSUs have a two- and three-year vesting period, subject to one-, two-, and three-year performance periods that began at the start of fiscal 2017 and continue through the end of fiscal 2017, 2018 and 2019. Under this program, 50% of the

PARSUs (including dividend equivalent units) are eligible for vesting based on EPS and 50% are eligible for vesting based on relative TSR performance. These PARSUs vest as follows: 16.6% of the units are eligible for vesting based on EPS performance of year one with continued service over two years, 16.6% of the units are eligible for vesting based on EPS performance of year two with continued service over three years, 16.6% of the units are eligible for vesting based on EPS performance of year three with continued service over three years, 25% of the units are eligible for vesting based on TSR performance over two years with continued service over two years, 25% of the units are eligible for vesting based on TSR performance over three years with continued service over three years. This structure is depicted in the chart below:

2017 PARSUs

Key Design Elements	EPS vs. Internal Goals			Relative TSR vs. S&P 500		Payout
Weight	16.6%	16.6%	16.6%	25%	25%	
Performance Periods ⁽¹⁾	Year 1	Year 2	Year 3	2 Years	3 Years	% of Target ⁽³⁾
Vesting Periods ⁽²⁾	Year 2	Year 3	Year 3	Year 2	Year 3	
Performance Levels:						
Max		Target to be disclosed after the end of the three-year performance period		> 90 th percentile		200%
> Target				70 th percentile		150%
Target				50th percentile		100%
Threshold				25 th percentile		50%
< Threshold				< 25 th percentile		0%

⁽¹⁾ Performance measurement occurs at the end of the one-, two-, and three-year periods.

⁽²⁾ Vesting occurs at the end of the two- and three-year periods, subject to continued service.

⁽³⁾ Interpolate for performance between discrete points.

Year 1 (fiscal 2017) EPS goals were set after consideration of historical performance, internal budgets, external expectations, and peer group performance.

EPS was chosen because it is a critical driver of long-term stockholder value and because of our focus on bottom-line profitability in the business transformation strategy. Relative TSR was chosen as a performance measure because it is a direct measure of stockholder value.

EPS and Relative TSR will be weighted equally in determining earned PARSUs. The first segment (42% of total target units) will vest after the end of fiscal 2018, subject to Year 1 EPS performance and Relative TSR performance for the first two years. The second segment (58% of total target units) will vest after the end of fiscal 2019, subject to Year 2 EPS performance, Year 3 EPS performance, and Relative TSR performance for the three years.

For more information on grants of PARSUs to the NEOs during fiscal 2017, see "Executive Compensation—Grants of Plan-Based Awards in Fiscal 2017."

2017 RSUs

2017 RSUs and related dividend equivalent units vest ratably on an annual basis over three years from the grant date. Three-year vesting is common in our industry and supports executive retention and alignment with stockholder feedback.

For more information on grants of RSUs to the NEOs during fiscal 2017, see “Executive Compensation—Grants of Plan-Based Awards in Fiscal 2017.”

2016 PARSUs

The fiscal 2016–2018 PARSUs have a two- and three-year performance period that began at the start of fiscal 2016 and continue through the end of fiscal 2017 and 2018, respectively. Under this program, 50% of the PARSUs (including dividend equivalent units) are eligible for vesting based on performance over two years with continued service through such time, and 50% are eligible for vesting based on performance over three years with continued service through such time. The two- and three-year awards are equally weighted between ROIC and relative TSR. This structure is depicted in the chart below:

Key Design Elements	HP ROIC vs. Internal Goals		HP Relative TSR vs. S&P 500		Payout
Weight	25%	25%	25%	25%	% of Target ⁽²⁾
Performance/Vesting Periods ⁽¹⁾	2 years	3 years	2 years	3 years	
Performance Levels:					
Max			> 90 th percentile		200%
> Target	Target to be disclosed at end of the performance periods		70 th percentile		150%
Target			50th percentile		100%
Threshold			25 th percentile		50%
< Threshold			< 25 th percentile		0%

⁽¹⁾ Performance measurement and vesting occur at the end of the two- and three-year periods, subject to continued service.

⁽²⁾ Interpolate for performance between discrete points.

The actual performance achievement for the two-year period (i.e., fiscal 2016–2017) as a percentage of target for the HP PARSUs as of October 31, 2017 is summarized in the table below:

Actual Performance – Segment 1

Segment	ROIC vs. Internal Goals		Payout	Relative TSR vs. S&P 500 ⁽¹⁾		Percent of Target Vested
	Fiscal 2016 Result – Fiscal 2017 Result			Fiscal 2016–2017 Results	Payout	
Segment 1 (50%)	106.1%	97.0%	38.4%	89 th percentile	197.0%	117.7%
	Target: 114%	Target: 120%				

⁽¹⁾ Through October 2017, HP's actual TSR performance was at the 89th percentile of the S&P 500 which corresponds to a payout of 197.0% of target.

2015 PARSUs

Mr. Weisler and Ms. Lesjak, who continued with the Company after the separation, received PARSUs in fiscal 2016 that replaced grants they had received at HP during fiscal 2015, prior to the separation (FY15 PARSUs). The HRC Committee determined that it would be appropriate and desirable to cancel the FY15 PARSUs and replace them with PARSUs denominated in shares of HP stock. Originally,

the FY15 PARSUs had a two- and a three-year performance period, such that one-half the FY15 PARSUs was eligible for vesting based on performance over two years with continued service and one-half was eligible for vesting based on performance over three years with continued service. The FY15 PARSUs were equally weighted between ROIC and relative TSR. The chart below shows the structure of the FY15 PARSUs when initially granted.

2015 – 2017 HP PARSUs (Pre-separation)

Key Design Elements	HP ROIC vs. Internal Goals		HP Relative TSR vs. S&P 500		Payout
Weight	25%	25%	25%	25%	% of Target ⁽²⁾
Performance/Vesting Periods ⁽¹⁾	2 years	3 years	2 years	3 years	
Performance Levels:					
Max			> 90 th percentile		200%
> Target	Target disclosed below		70 th percentile		150%
Target			50th percentile		100%
Threshold			25 th percentile		50%
< Threshold			< 25 th percentile		0%

⁽¹⁾ Performance measurement and vesting occur at the end of the two- and three-year periods, subject to continued service.

⁽²⁾ Interpolate for performance between discrete points.

The replacement grant was made in early fiscal 2016. The replacement ratio was set so the intrinsic value of the HP target replacement PARSUs (“HP PARSUs”) equaled the intrinsic value of the cancelled target number of FY15 PARSUs immediately prior to the separation. HP PARSUs maintain the original service-vesting

requirements. HP PARSUs use the same performance metrics as the replaced FY15 PARSUs and the performance goals were established by the HRC Committee after the separation. The chart below shows the structure of the HP PARSUs after the separation.

HP PARSUs (Post-separation)

Key Design Elements	HP ROIC vs. Internal Goals		HP Relative TSR vs. S&P 500		Payout
Weight	25%	25%	25%	25%	
Adjusted Performance Periods ⁽¹⁾	1 year	2 years	1 year	2 years	% of Target ⁽³⁾
Vesting Periods ⁽²⁾	2 years	3 years	2 years	3 years	
Performance Levels:					
Max			> 90 th percentile		200%
> Target			70 th percentile		150%
Target		Target disclosed below	50th percentile		100%
Threshold			25 th percentile		50%
< Threshold			<25 th percentile		0%

⁽¹⁾ Performance measurement occurs at the end of the one-and two-year periods, measured from the date of the separation.

⁽²⁾ Vesting occurs at the end of the two- and three-year periods, measured from the original grant date.

⁽³⁾ Interpolate for performance between discrete points.

The actual performance achievement for the two-year period post-separation as a percentage of target for the HP PARSUs as of October 31, 2017 is summarized in the table below:

Fiscal 2015 PARSUs (Actual Performance - Segment 2)

Segment	ROIC vs. Internal Goals			Relative TSR vs. S&P 500 ⁽¹⁾		Percent of Target Vested
	Fiscal 2016 Result	Fiscal 2017 Result	Payout	Fiscal 2016-2017 Results	Payout	
Segment 2 (50%)	106.1%	97.0%	38.4%	89 th percentile	197.0%	117.7%
	Target: 114%	Target: 120%				

⁽¹⁾ Through October 2017, HP's actual TSR performance was at the 89th percentile of the S&P 500 which corresponds to a payout of 197.0% of target.

Fiscal 2018 Compensation Program

The HRC Committee regularly identifies and evaluates ways to improve our executive compensation program. We believe that our current compensation structure incents and rewards achievement of specific goals, reinforces year-over-year results, offers a stable and consistent message to both stockholders and participants, and provides an attractive pay-for-performance opportunity to encourage retention and leadership engagement. As such, our fiscal 2018 incentive plan is consistent with our fiscal 2017 plan discussed in this CD&A.

In fiscal 2018, the HRC Committee plans to continue to carefully review our talent needs and compensation programs in order to:

- support the current and long-term business strategy;
- continue to align pay with stockholder interests; and
- maintain good governance standards.

Benefits

We do not provide our executives, including the NEOs, with special or supplemental U.S. defined benefit pension or health benefits. Our NEOs receive health and welfare benefits (including retiree medical benefits, if eligibility conditions are met) under the same programs and subject to the same eligibility requirements that apply to our employees generally.

Benefits under all U.S. pension plans were frozen effective December 31, 2007. Benefits under the Electronic Data Systems (“EDS”) Pension Plan ceased upon HP's acquisition of EDS in 2008. As a result, no NEO or any other HP employee accrued a benefit under any HP U.S. defined benefit pension plan during fiscal 2017. The amounts reported as an increase in pension benefits are for

those NEOs who previously accrued a benefit in a defined benefit pension plan prior to the cessation of accruals and reflect changes in actuarial values only, not additional benefit accruals.

The NEOs, along with other executives who earn base pay or an annual incentive in excess of certain limits of the U.S. tax code or greater than \$150,000, are eligible to participate in the Executive Deferred Compensation Plan (the “EDCP”). This plan is maintained to permit executives to defer some of their compensation in order to also defer taxation on such amounts. This is a standard benefit plan also offered by most of our peer group companies. The EDCP permits deferral of base pay in excess of the amount taken into account under the qualified HP 401(k) Plan (the 401(k) deferral limit for calendar 2017 was \$18,000) and up to 95% of the annual incentive payable under the Stock Incentive and Variable Performance Bonus (“VPB”) Plans. In addition, we make a 4% matching contribution to the plan on base pay contributions in excess of IRS limits up to a maximum of two times that limit (maximum of \$10,800 in calendar 2017). This is the same percentage of matching contributions those executives are eligible to receive under the 401(k) Plan. In effect, the EDCP permits these executives and all eligible employees to receive a 401(k)-type matching contribution on a portion of base-pay deferrals in excess of IRS limits. Amounts deferred or matched under the EDCP are credited with hypothetical investment earnings

based on investment options selected by the participant from among nearly all of the proprietary funds available to employees under the 401(k) Plan. No amounts earn above-market returns. Benefits payable under the EDCP are unfunded and unsecured.

Executives are also eligible to have a yearly HP-paid medical exam as part of the HP U.S. executive physical program. This includes a comprehensive exam, thorough health assessment and personalized health advice. This benefit is also offered by our peer group companies.

Consistent with its practice of not providing any special or supplemental executive defined benefit programs, including arrangements that would otherwise provide special benefits to the family of a deceased executive, in 2011 the HRC Committee adopted a policy that, unless approved by our stockholders pursuant to an advisory vote, we will not enter into a new plan, program or agreement or modify an existing plan, program or agreement with a Section 16 officer that provides for payments, grants or awards following the death of the officer in the form of unearned salary or unearned annual incentives, accelerated vesting or the continuation in force of unvested equity grants, perquisites, and other payments or awards made in lieu of compensation, except to the extent that such payments, grants or awards are provided or made available to our employees generally.

Perquisites

Consistent with the practices of peer group companies, we provide a small number of perquisites to our senior executives, including the NEOs, as discussed below.

We provide our NEOs with financial counseling services to assist them in obtaining professional financial advice, which is a common benefit among our peer group companies, for convenience and to increase the understanding and effectiveness of our executive compensation program.

Due to our global presence, we maintain one corporate aircraft. In the event an NEO is accompanied by a guest or family member on the aircraft for personal reasons, as approved by the CEO, the NEO is taxed on the value of this usage according to the relevant Code rules. There is no tax gross-up paid on the income attributable to this value. Among our NEOs, Mr. Weisler is the only executive that used the corporate aircraft for personal use during fiscal 2017.

Our Audit Committee periodically conducts global risk management reviews, which include reviewing home security services of NEOs. Services considered necessary by the Audit Committee may be paid for by HP, due to the range of security issues that may be encountered by key executives of any large, multinational corporation.

Severance and Long-term Incentive Change in Control Plan for Executive Officers

Our Section 16 officers (including all of the NEOs) are covered by the Severance and Long-term Incentive Change in Control Plan for Executive Officers (“SPEO”), which is intended to protect us and our stockholders, and provide a level of transition assistance in the event of an involuntary termination of employment. Under the SPEO, participants who incur an involuntary termination (i.e., a termination not for cause), and who execute a full and effective release of claims

following such termination, are eligible to receive severance benefits in an amount determined as a multiple of base pay, plus the average of the actual annual incentives paid for the preceding three years. In the case of the NEOs other than the CEO, the multiplier is 1.5. In the case of the CEO, the multiplier is 2.0. In all cases, this benefit will not exceed 2.99 times the sum of the executive’s base pay plus target annual incentive as in effect immediately prior to the termination of employment.

Although the majority of compensation for our executives is performance-based and largely contingent upon achievement of financial goals, the HRC Committee continues to believe that the SPEO is appropriate for the attraction and retention of executive talent. In addition, we find it more equitable to offer severance benefits based on a standard formula for the Section 16 officers because severance often serves as a bridge when employment is involuntarily terminated, and should therefore not be affected by other, longer-term accumulations. As a result, and consistent with the practice of our peer group companies, other compensation decisions are not generally based on the existence of this severance protection.

In addition to the cash benefit, SPEO participants are eligible to receive (1) a pro-rata annual incentive for the year of termination based on actual performance results, at the discretion of the HRC Committee, (2) pro-rata vesting of unvested equity awards (and for performance-based equity awards, only if any applicable performance conditions have been satisfied), and (3) payment of a lump-sum health-benefit stipend of an amount equal to 18 months’ COBRA premiums for continued group medical coverage for the executive and his or her eligible dependents, to the extent those premiums exceed 18 times the monthly premiums for active employees in the same plan with the same level of coverage as of the date of termination.

Benefits in the Event of a Change in Control

Effective November 1, 2015, the HRC Committee approved the change of control terms in the SPEO. In addition to the benefits provided for involuntary terminations, the SPEO provides for full vesting of outstanding stock options, RSUs, Performance Contingent Stock Options (“PCSOs”), and PARSUs upon involuntary termination not for Cause or voluntary termination for Good Reason (as defined in the plan) within 24 months after a change in control (“double trigger”), and in situations where equity awards are not assumed by the surviving corporation (a “modified double trigger”). The SPEO

further provides that under a double trigger, PARSUs will vest based on target performance, whereas under a modified double trigger, PARSUs will vest based upon the greater of the number of PARSUs that would vest based on actual performance and the number of PARSUs that would vest pro-rata based upon target performance.

The HRC Committee approved the change of control provisions in the SPEO as it determined that providing for double trigger and modified double trigger equity acceleration is consistent with market practice, will provide clarity to prospective and current executives, and will help attract and retain talent.

Other Compensation-Related Matters

Succession Planning

Among the HRC Committee’s responsibilities described in its charter is to oversee succession planning and leadership development. The Board plans for succession of the CEO and annually reviews senior management selection and succession planning that is undertaken by the HRC Committee. As part of this process, the independent directors annually review the HRC Committee’s recommended candidates for senior management positions to see that qualified candidates are available for all positions and that development plans are being utilized to strengthen the skills and qualifications of the candidates. The criteria used when assessing the qualifications of potential CEO successors include, among others, strategic vision and leadership, operational excellence, financial management, executive officer leadership development, ability to motivate employees, and an ability to develop an effective working relationship with the Board. We also host a Board Buddy program through which each executive officer is aligned to a board member as a mentor to aid the executive’s development while giving board members a deeper understanding of the day-to-day operations of the company.

In fiscal 2017, an executive talent review was conducted along with succession plans for each of the executive leaders. Successors were identified to reflect necessary skill sets, performance, potential, and diversity. Development plans for successors were also established to ensure readiness and will be managed throughout the year. In addition to the annual succession planning process, the HRC Committee participates in an in-depth performance discussion of each executive officer at the time of the annual compensation review. Further, there is a People Update at each HRC Committee meeting, which includes a review of key people processes and developments for that quarter.

In addition, the executive team participated in a robust development process that included individual assessments, interviews with executive coaches, and an individualized development plan that can be leveraged throughout the year. Development themes for the entire executive team will be addressed during quarterly face-to-face meetings for full team development.

Stock Ownership Guidelines

Our stock ownership guidelines are designed to align executives’ interests more closely with those of our stockholders and mitigate compensation-related risk. The current guidelines provide that, within five years of assuming a designated position, the CEO should attain an investment position in our stock equal to seven times his base salary and all other Section 16 officers reporting directly to the CEO should attain an investment position equal to five times their base salaries. Shares counted toward these guidelines include any shares held by the executive directly or through a broker, shares held through the 401(k) Plan, shares held as restricted stock, shares underlying time-vested RSUs, and shares underlying vested but unexercised stock options (50% of the in-the-money value of such options is used for this calculation). Ms. Lesjak is the only NEO who

has served in a role covered by our stock ownership guidelines for over five years and her ownership exceeds the current guideline. In addition, our other NEOs held the required investment position in our stock as of the end of fiscal 2017.

The HRC Committee has adopted a policy prohibiting our executive officers from engaging in any form of hedging transaction (derivatives, equity swaps, forwards, etc.) including, among other things, short sales and transactions involving publicly traded options. In addition, with limited exceptions, our executive officers are prohibited from holding our securities in margin accounts and from pledging our securities as collateral for loans. We believe that these policies further align our executives’ interests with those of our stockholders.

Accounting and Tax Effects

The impact of accounting treatment is considered in developing and implementing our compensation programs, including the accounting treatment as it applies to amounts awarded or paid to our executives.

The impact of federal tax laws on our compensation programs is also considered, including the deductibility of compensation paid to the

NEOs, as limited by Section 162(m) of the Code. Our compensation program for fiscal 2017 was designed with the intention that compensation paid in various forms may be eligible to qualify for deductibility under Section 162(m), but there may be exceptions for administrative or other reasons that have a business justification.

Policy on Recovery of Annual Incentive in Event of Financial Restatement

In fiscal 2006, the Board adopted a “clawback” policy that permits the Board to recover certain annual incentives from senior executives whose fraud or misconduct resulted in a significant restatement of financial results. The policy allows for the recovery of annual incentives paid at or above target from those senior executives whose fraud or misconduct resulted in the restatement where the annual incentives would have been lower absent the

fraud or misconduct, to the extent permitted by applicable law. Additionally, our incentive plan document allows for the recoupment of performance-based annual incentives and long-term incentives consistent with applicable law and the clawback policy. Also, in fiscal 2014, we added a provision to our grant agreements to clarify that equity awards are subject to the clawback policy.

HR and Compensation Committee Report on Executive Compensation

The HRC Committee of the Board of HP has reviewed and discussed with management this Compensation Discussion and Analysis. Based on this review and discussion, it has recommended to the Board that the Compensation Discussion and Analysis be included in this proxy statement and in the Annual Report on Form 10-K/A of HP filed for the fiscal year ended October 31, 2017.

HR and Compensation Committee of the Board of Directors

Stephanie A. Burns, Chair
Aida Alvarez
Shumeet Banerji
Charles “Chip” V. Bergh
Stacey Mobley

Summary Compensation Table

The following table sets forth information concerning the compensation of our CEO, our chief financial officer, and our three other most highly compensated executive officers serving during fiscal 2017.

Name and Principal Position	Year	Salary ⁽¹⁾ (\$)	Bonus (\$)	Stock Awards ⁽²⁾ (\$)	Option Awards (\$)	Non-Equity Incentive Plan Compensation ⁽³⁾ (\$)	Change in Pension Value and Non-qualified Deferred Compensation Earnings ⁽⁴⁾ (\$)	All Other Compensation ⁽⁵⁾ (\$)	Total (\$)
Dion J. Weisler President and CEO	2017	1,300,033	—	9,841,200	—	3,511,560	—	77,232	14,730,025
	2016	1,200,046	—	18,164,053	6,889,397	2,302,585	—	140,186	28,696,267
	2015	774,999	—	3,286,543	2,163,437	386,719	—	12,116,105	18,727,803
Catherine A. Lesjak Chief Financial Officer	2017	850,022	—	4,100,494	—	1,435,012	159,279	39,781	6,584,588
	2016	850,033	—	7,573,319	2,758,055	1,006,092	434,684	43,877	12,666,060
	2015	850,033	—	3,287,819	2,163,437	868,864	95,650	51,862	7,317,665
Ron V. Coughlin President, Personal Systems	2017	725,019	—	3,690,450	—	1,224,612	—	17,986	5,658,067
Jon E. Flaxman Chief Operating Officer	2017	700,018	—	3,075,370	—	1,181,775	211,506	10,500	5,179,169
	2016	700,027	—	3,295,365	84,496	839,484	557,485	10,500	5,487,357
Enrique J. Lores President, Imaging, Printing and Solutions	2017	725,019	—	3,075,370	—	1,219,035	—	23,786	5,043,210

⁽¹⁾ Amounts shown represent base salary earned or paid during the fiscal year, as described under “Compensation Discussion and Analysis—Determination of Fiscal 2017 Executive Compensation—2017 Base Salary.”

⁽²⁾ The grant date fair value of all stock awards has been calculated in accordance with applicable accounting standards. In the case of RSUs, the value is determined by multiplying the number of units granted by the closing price of our stock on the grant date. For PARSUs awarded in fiscal 2017, amounts shown reflect the grant date fair value of the PARSUs for the two- and three-year vesting periods beginning with fiscal 2017 based on the probable outcome of performance conditions related to these PARSUs at the grant date. The 2017 PARSUs include both internal (EPS) and market-related (TSR) performance goals as described under the “Compensation Discussion and Analysis—Determination of Fiscal 2017 Executive Compensation—Long-Term Incentive Compensation.” Consistent with the applicable accounting standards, the grant date fair value of the market-related TSR component has been determined using a Monte Carlo simulation model. Further, consistent with accounting standards, grant date fair value reflects the EPS portion of the award for Year 1 only, for which goals were approved in January 2017. The table below sets forth the grant date fair value for the PARSUs granted in fiscal 2017:

Name	Probable Outcome of Performance Conditions Grant Date Fair Value (\$)*	Maximum Outcome of Performance Conditions Grant Date Fair Value (\$)	Market-related Component Grant Date Fair Value (\$)**
Dion J. Weisler	997,824	1,995,648	4,043,370
Catherine A. Lesjak	415,762	831,525	1,684,731
Ron V. Coughlin	374,188	748,375	1,516,264
Jon E. Flaxman	311,811	623,622	1,263,563
Enrique J. Lores	311,811	623,622	1,263,563

* Amounts shown represent the grant date fair value of the PARSUs subject to the internal EPS performance goal (i) based on the probable or target outcome as of the date the goals were set and (ii) based on achieving the maximum level of performance for the two- and three-year performance periods beginning in fiscal 2017. The grant date fair value of the Year 1 EPS units of the PARSUs awarded on December 7, 2016 was \$14.67 per unit, which was the closing share price of our common stock on January 23, 2017 when the EPS goal was approved. The values of Year 2 and Year 3 EPS units will not be available until January 2018 and January 2019 respectively, and therefore are not included for fiscal 2017, but will be included for their respective fiscal years.

** Amounts shown represent the grant date fair value of PARSUs subject to the market-related TSR goal component of the PARSUs, for which expense recognition is not subject to probable or maximum outcome assumptions. The weighted-average grant date fair value of the market-related TSR goal component of the PARSUs awarded on December 7, 2016 was \$19.82 per unit, which was determined using a Monte Carlo simulation model. The significant assumptions used in this simulation model were a volatility rate of 30.5%, a risk-free interest rate of 1.4%, and a simulation period of 2.9 years. For information on the assumptions used to calculate the fair value of the awards, refer to Note 5 to our consolidated financial statements in our Annual Report on Form 10-K/A for the fiscal year ended October 31, 2017, as filed with the SEC on December 14, 2017.

- (3) Amounts shown represent payouts under the annual Pfor incentive (amounts earned during the applicable fiscal year but paid after the end of that fiscal year).
- (4) Amounts shown represent the increase in the actuarial present value of NEO pension benefits during the applicable fiscal year. As described in more detail under “Narrative to the Fiscal 2017 Pension Benefits Table” below, pension accruals have ceased for all NEOs, and NEOs hired after the dates that pension accruals ceased are not eligible to participate in any U.S. defined benefit pension plan. Accordingly, the amounts reported for the NEOs do not reflect additional accruals but reflect the passage of one more year from the prior present value calculation and changes in other actuarial assumptions. The assumptions used in calculating the changes in pension benefits are described in footnote (2) to the “Fiscal 2017 Pension Benefits Table” below. No HP plan provides for above-market earnings on deferred compensation amounts, so the amounts reported in this column do not reflect any such earnings.
- (5) The amounts shown are detailed in the “Fiscal 2017 All Other Compensation Table” below.

Fiscal 2017 All Other Compensation Table

The following table provides additional information about the amounts that appear in the “All Other Compensation” column in the “Summary Compensation Table” above.

Name	401(k) Company Match ⁽¹⁾ (\$)	NQDC Company Match ⁽²⁾ (\$)	Mobility Program ⁽³⁾ (\$)	Security Services/ Systems ⁽⁴⁾ (\$)	Legal Fees ⁽⁵⁾ (\$)	Personal Aircraft Usage ⁽⁶⁾ (\$)	Tax Gross-Up ⁽⁷⁾ (\$)	Miscellaneous ⁽⁸⁾ (\$)	Total AOC (\$)
Dion J. Weisler	10,800	10,600	—	3,023	14,440	24,534	—	13,835	77,232
Catherine A. Lesjak	10,657	10,600	—	524	—	—	—	18,000	39,781
Ron V. Coughlin	7,386	10,600	—	—	—	—	—	—	17,986
Jon E. Flaxman	10,500	—	—	—	—	—	—	—	10,500
Enrique J. Lores	10,800	10,600	1,100	—	—	—	1,286	—	23,786

- (1) Represents matching contributions made under the HP 401(k) Plan that were earned for fiscal year 2017.
- (2) Represents matching contributions credited during fiscal 2017 under the HP Executive Deferred Compensation Plan with respect to the 2016 calendar year of that plan.
- (3) Represents benefits provided to Mr. Lores under our executive mobility program related to his international assignment. The assignment to Spain was planned and cancelled in 2015, however, there was a Spanish wealth tax return preparation cost, which was billed in November 2016.
- (4) Represents home security services provided to the NEOs and, consistent with SEC guidance, the expense is reported here as a perquisite due to the fact that there is an incidental personal benefit.
- (5) Represents legal fees of \$10,160 and fees paid to the U.S. Government of \$4,280 relating to Mr. Weisler’s U.S. green card application and other U.S. immigration services.
- (6) Represents the value of personal usage of HP corporate aircraft. For purposes of reporting the value of such personal usage in this table, we use data provided by an outside firm to calculate the hourly cost of operating each type of aircraft. These costs include the cost of fuel, maintenance, landing and parking fees, crew, catering and supplies. For trips by NEOs that involve mixed personal and business usage, we include the incremental cost of such personal usage (i.e., the excess of the cost of the actual trip over the cost of a hypothetical trip without the personal usage). For income tax purposes, the amounts included in NEO income are calculated based on the standard industry fare level valuation method. No tax gross-ups are provided for this imputed income.
- (7) Represents Mr. Lores’s U.S. tax gross-up on the Spanish wealth tax return assistance benefit in regards to his international assignment, which was cancelled in 2015.
- (8) For Mr. Weisler and Ms. Lesjak, includes amounts paid either directly to the executives or on their behalf for financial counseling.

Compensation Table

The amounts reported in the “Summary Compensation Table,” including base pay, annual and equity award amounts, benefits, and perquisites, are described more fully under “Compensation Discussion and Analysis.”

The amounts reported in the “Non-Equity Incentive Plan Compensation” column include amounts earned in fiscal 2017 by each of the NEOs under the annual Pfor incentive. The narrative description of the remaining information in the “Summary Compensation Table” is provided in the narrative to the other compensation tables.

Grants of Plan-Based Awards in Fiscal 2017

The following table provides information on annual PFR incentive awards for fiscal 2017 and awards of RSUs and PARSUs granted as part of the fiscal 2017 long-term incentive program:

Name	Grant Date	Estimated Future Payouts Under Non-Equity Incentive Plan Awards ⁽¹⁾			Estimated Future Payouts Under Equity Incentive Plan Awards ⁽²⁾			All Other Stock Awards: Number of Shares of Stock or Units ⁽³⁾ (#)	Grant-Date Fair Value of Stock and Option Awards ⁽²⁾ (\$)
		Threshold (\$)	Target (\$)	Maximum (\$)	Threshold (#)	Target (#)	Maximum (#)		
Dion J. Weisler									
Annual PfR Incentive		26,000	2,600,000	5,200,000	—	—	—	—	—
RSU	12/7/2016	—	—	—	—	—	—	297,214	4,800,006
PARSU	12/7/2016	—	—	—	136,037	272,074	544,148	—	5,041,194
Catherine A. Lesjak									
Annual PfR Incentive		10,625	1,062,500	2,125,000	—	—	—	—	—
RSU	12/7/2016	—	—	—	—	—	—	123,839	2,000,000
PARSU	12/7/2016	—	—	—	56,682	113,364	226,728	—	2,100,494
Ron V. Coughlin									
Annual PfR Incentive		9,063	906,250	1,812,500	—	—	—	—	—
RSU	12/7/2016	—	—	—	—	—	—	111,455	1,799,998
PARSU	12/7/2016	—	—	—	51,014	102,028	204,056	—	1,890,452
Jon E. Flaxman									
Annual PfR Incentive		8,750	875,000	1,750,000	—	—	—	—	—
RSU	12/7/2016	—	—	—	—	—	—	92,879	1,499,996
PARSU	12/7/2016	—	—	—	42,512	85,023	170,046	—	1,575,374
Enrique J. Lores									
Annual PfR Incentive		9,063	906,250	1,812,500	—	—	—	—	—
RSU	12/7/2016	—	—	—	—	—	—	92,879	1,499,996
PARSU	12/7/2016	—	—	—	42,512	85,023	170,046	—	1,575,374

⁽¹⁾ Amounts represent the range of possible cash payouts for fiscal 2017 PFR incentive awards, under the Stock Incentive Plan.

⁽²⁾ PARSU amounts represent the range of shares that may be released at the end of the two- and three-year vesting periods applicable to the PARSUs assuming achievement of threshold, target, or maximum performance. 50% of the PARSUs are eligible for vesting based on EPS performance and 50% are eligible for vesting based on TSR performance. PARSUs vest as follows: 16.6% of the units are eligible for vesting based on EPS performance on year one with continued service over two years, 16.6% of the units are eligible for vesting based on EPS performance of year two with continued service over three years, 16.6% of the units are eligible for vesting based on EPS performance of year three with continued service over three years, 25% of the units are eligible for vesting based on TSR performance over two years with continued service over two years, 25% of the units are eligible for vesting based on TSR performance over three years with continued service over three years. Year 1 EPS units and all TSR units are reflected in this table. If our EPS and relative TSR performance are below threshold for the performance period, no shares will be released for the applicable segment. For additional details, see the discussion of PARSUs under "Compensation Discussion and Analysis—Determination of Fiscal 2017 Executive Compensation—Long-Term Incentive Compensation—2017 PARSUs."

⁽³⁾ RSUs vest as to one-third of the units on each of the first three anniversaries of the grant date, subject to continued service.

Outstanding Equity Awards at 2017 Fiscal Year-End

The following table provides information on stock and option awards held by the NEOs as of October 31, 2017:

Name	Option Awards					Stock Awards				
	Number of Securities Underlying Unexercised Options Exercisable (#)	Number of Securities Underlying Unexercised Options ⁽¹⁾ (#)	Equity Incentive Plan Awards: Number of Securities Underlying Unexercised Options ⁽²⁾ (#)	Option Exercise Price ⁽³⁾ (\$)	Option Expiration Date ⁽⁴⁾	Number of Shares or Units of Stock That Have Not Vested ⁽⁵⁾ (#)	Market Value of Shares or Units of Stock That Have Not Vested ⁽⁶⁾ (\$)	Equity Incentive Plan Awards: Shares, Units or Other Rights That Have Not Vested ⁽⁷⁾ (#)	Equity Incentive Plan Awards: Market or Payout Value of Unearned Shares, Units or Other Rights That Have Not Vested ⁽⁶⁾ (\$)	
Dion J. Weisler	—	—	369,020	17.29	12/9/2022	958,503	20,655,740	619,190	13,343,545	
	—	—	1,051,438	13.83	11/1/2023	—	—	—	—	
Catherine A. Lesjak	—	—	369,020	17.29	12/9/2022	408,883	8,811,429	257,995	5,559,792	
	202,199	—	404,400	13.83	11/1/2023	—	—	—	—	
Ron V. Coughlin	27,025	—	—	12.49	12/10/2021	255,123	5,497,901	206,392	4,447,748	
	43,239	21,620	—	17.29	12/9/2022	—	—	—	—	
	313,952	—	156,976	12.47	10/29/2023	—	—	—	—	
Jon E. Flaxman	43,239	—	—	6.40	12/5/2020	251,846	5,427,281	187,045	4,030,820	
	36,753	—	—	12.49	12/10/2021	—	—	—	—	
	33,294	16,647	—	17.29	12/9/2022	—	—	—	—	
	313,952	—	156,976	12.47	10/29/2023	—	—	—	—	
Enrique J. Lores	97,289	—	—	6.40	12/5/2020	353,942	7,627,450	187,045	4,030,820	
	54,049	—	—	12.49	12/10/2021	—	—	—	—	
	43,239	21,620	—	17.29	12/9/2022	—	—	—	—	
	313,952	—	156,976	12.47	10/29/2023	—	—	—	—	

⁽¹⁾ The 21,620 share option held by Mr. Coughlin fully vests with continued service on the third anniversary of December 10, 2014, the date of the grant. The 16,647 share option held by Mr. Flaxman fully vests with continued service on the third anniversary of December 10, 2014, the date of the grant. The 21,620 share option held by Mr. Lores fully vests with continued service on the third anniversary of December 10, 2014, the date of the grant.

⁽²⁾ Option awards in this column vest as to one-third of the shares on each of the second and third anniversaries of December 10, 2014, October 30, 2015, and November 2, 2015, the respective dates of grant, or upon later satisfaction of certain stock price performance conditions, and subject to continued service in each case.

⁽³⁾ Option exercise prices are the fair market value of our stock on the grant date. In connection with the separation of HPE and in accordance with the employee matters agreement, HP made certain adjustments to the exercise price and number of stock-based compensation awards with the intention of preserving the intrinsic value of the awards prior to the separation. Exercisable and non-exercisable stock options were converted to similar awards of the entity where the employee was working post-separation. RSUs and performance-contingent awards were adjusted to provide holders with RSUs and performance-contingent awards in the Company that employs such employee following the separation.

⁽⁴⁾ All options have an eight-year term.

⁽⁵⁾ The amounts in this column include shares underlying dividend equivalent units credited with respect to outstanding stock awards through October 31, 2017. The release dates and release amounts for all unvested stock awards are as follows, assuming continued service and satisfaction of any applicable financial performance conditions:

- Mr. Weisler: November 2, 2017 (156,664 shares plus accrued dividend equivalent shares); December 7, 2017 (99,071 shares plus accrued dividend equivalent shares); December 9, 2017 (132,122 shares plus accrued dividend equivalent shares); December 10, 2017 (31,829 shares plus accrued dividend equivalent shares); November 2, 2018 (156,665 shares plus accrued dividend equivalent shares); December 7, 2018 (99,071 shares plus accrued dividend equivalent shares); December 9, 2018 (132,123 shares plus accrued dividend equivalent shares); December 7, 2019 (99,072 shares plus accrued dividend equivalent shares);
- Ms. Lesjak: November 2, 2017 (60,255 shares plus accrued dividend equivalent shares); December 7, 2017 (41,279 shares plus accrued dividend equivalent shares); December 9, 2017 (55,051 shares plus accrued dividend equivalent shares); December 10, 2017 (31,828 shares plus accrued dividend equivalent shares); November 2, 2018 (60,256 shares plus accrued dividend equivalent shares); December 7, 2018 (41,280 shares plus accrued dividend equivalent shares); December 9, 2018 (55,051 shares plus accrued dividend equivalent shares); December 7, 2019 (41,280 shares plus accrued dividend equivalent shares);

- Mr. Coughlin: December 7, 2017 (37,151 shares plus accrued dividend equivalent shares); December 9, 2017 (38,536 shares plus accrued dividend equivalent shares); December 10, 2017 (7,208 shares plus accrued dividend equivalent shares); October 30, 2018 (46,779 shares plus accrued dividend equivalent shares); December 7, 2018 (37,152 shares plus accrued dividend equivalent shares); December 9, 2018 (38,536 shares plus accrued dividend equivalent shares); December 7, 2019 (37,152 shares plus accrued dividend equivalent shares);
- Mr. Flaxman: December 7, 2017 (30,959 shares plus accrued dividend equivalent shares); December 9, 2017 (38,536 shares plus accrued dividend equivalent shares); December 10, 2017 (5,549 shares plus accrued dividend equivalent shares); April 27, 2018 (16,344 shares plus accrued dividend equivalent shares); October 30, 2018 (46,779 shares plus accrued dividend equivalent shares); December 7, 2018 (30,960 shares plus accrued dividend equivalent shares); December 9, 2018 (38,536 shares plus accrued dividend equivalent shares); December 7, 2019 (30,960 shares plus accrued dividend equivalent shares); and
- Mr. Lores: December 7, 2017 (30,959 shares plus accrued dividend equivalent shares); December 9, 2017 (38,536 shares plus accrued dividend equivalent shares); December 10, 2017 (7,208 shares plus accrued dividend equivalent shares); March 18, 2018 (109,093 shares plus accrued dividend equivalent shares); October 30, 2018 (46,779 shares plus accrued dividend equivalent shares); December 7, 2018 (30,960 shares plus accrued dividend equivalent shares); December 9, 2018 (38,536 shares plus accrued dividend equivalent shares); December 7, 2019 (30,960 shares plus accrued dividend equivalent shares).

⁽⁶⁾ Value calculated based on the \$21.55 closing price of our stock on October 31, 2017.

⁽⁷⁾ The amounts in this column include the amounts of PARSUs granted in fiscal 2016 (segment 2) and fiscal 2017 (Year 1 EPS units and all TSR units) plus accrued dividend equivalent shares. The shares are reported at target, except for Year 1 EPS units since those results have been certified. Actual payout will be on achievement of performance goals at the end of the two- and three-year vesting periods.

Option Exercises and Stock Vested in Fiscal 2017

The following table provides information about options exercised and stock awards vested for the NEOs during the fiscal year ended October 31, 2017:

Name	Option Awards		Stock Awards ⁽¹⁾	
	Number of Shares Acquired on Exercise (#)	Value Realized on Exercise ⁽²⁾ (\$)	Number of Shares Acquired on Vesting (#)	Value Realized on Vesting ⁽³⁾ (\$)
Dion J. Weisler	1,688,124	12,448,371	795,100	14,775,413
Catherine A. Lesjak	697,960	5,854,135	406,614	7,531,658
Ron V. Coughlin	113,503	900,082	213,703	4,266,156
Jon E. Flaxman	—	—	226,282	4,516,808
Enrique J. Lores	—	—	329,309	6,296,198

⁽¹⁾ Includes PARSUs, RSUs, and accrued dividend equivalent shares.

⁽²⁾ Represents the amounts realized based on the difference between the market price of HP stock on the date of grant and the exercise price.

⁽³⁾ Represents the amounts realized based on the fair market value of our stock on the performance period end date for PARSUs (October 31, 2017) and on the vesting date for RSUs and accrued dividend equivalent shares. Fair market value is determined based on the closing price of our stock on the applicable performance period end/vesting date.

Fiscal 2017 Pension Benefits Table

The following table provides information about the present value of accumulated pension benefits payable to each NEO:

Name	Plan Name ⁽¹⁾	Number of Years of Credited Service (#)	Present Value of Accumulated Benefit ⁽²⁾ (\$)	Payments During Last Fiscal Year (\$)
Dion J. Weisler⁽³⁾	—	—	—	—
Catherine A. Lesjak	RP	21.3	447,341	—
	EBP	21.3	2,799,410	—
Ron V. Coughlin⁽³⁾	—	—	—	—
Jon E. Flaxman	RP	26.6	456,361	—
	EBP	26.6	3,852,412	—
Enrique J. Lores⁽³⁾	—	—	—	—

⁽¹⁾ The “RP” and the “EBP” are the qualified HP Retirement Plan and the non-qualified HP Excess Benefit Plan, respectively. All benefits are frozen under these plans. The RP has been merged into the HP Inc. Pension Plan (formerly known as the HP Pension Plan).

- (2) The present value of accumulated benefits is shown at the age 65 unreduced retirement age for the RP and the EBP using the assumptions under Accounting Standards Codification (ASC) Topic 715-30 Defined Benefit Plans—Pension for the 2017 fiscal year-end measurement (as of October 31, 2017). The present value is based on a discount rate of 3.82% for the RP and 2.99% for the EBP, lump sum interest rates of 1.96% for the first five years, 3.58% for the next 15 years and 4.35% thereafter, and applicable mortality for lump sums. As of October 31, 2016 (the prior measurement date), the ASC Topic 715-30 assumptions included a discount rate of 3.98% for the RP and 2.77% for the EBP, lump sum interest rates of 1.47% for the first five years, 3.34% for the next 15 years and 4.30% thereafter, and applicable mortality for lump sums.
- (3) Mr. Weisler, Mr. Coughlin and Mr. Lores are not eligible to receive benefits under any defined benefit pension plan because we ceased benefit accruals under all of our U.S.-qualified defined benefit pension plans prior to the commencement of their employment with HP in the United States.

Narrative to the Fiscal 2017 Pension Benefits Table

No NEO currently accrues a benefit under any qualified or non-qualified defined benefit pension plan because we ceased benefit accruals in all of our U.S.-qualified defined benefit pension plans (and their non-qualified plan counterparts) in prior years. Benefits previously accrued by the NEOs under HP pension plans are payable to them following termination of employment, subject to the terms of the applicable plan.

Terms of the HP Retirement Plan

Ms. Lesjak and Mr. Flaxman earned benefits under the RP and the EBP based on pay and service prior to 2008. The RP is a traditional defined benefit plan that provided a benefit based on years of service and the participant's "highest average pay rate," reduced by a portion of Social Security earnings. "Highest average pay rate" was determined based on the 20 consecutive fiscal quarters when pay was the highest. Pay for this purpose included base pay and bonus, subject to applicable IRS limits. Benefits under the RP may be taken in one of several different annuity forms or in an actuarially equivalent lump sum. Benefits calculated under the RP are offset by the value of benefits earned under the HP Deferred Profit Sharing

Plan (the "DPSP") before November 1, 1993. Together, the RP and the DPSP constitute a "floor-offset" arrangement for periods before November 1, 1993.

Benefits not payable from the RP and the DPSP due to IRS limits are paid from the EBP under which benefits are unfunded and unsecured. When an EBP participant terminates employment, the benefit liability is transferred to the EDCP, where an account is established for the participant. That account is then credited with hypothetical investment earnings (gains or losses) based upon the investment election made by participants from among investment options similar to those offered under the HP 401(k) Plan. There is no formula that would result in above-market earnings or payment of a preferential interest rate on this benefit.

At the time of distribution, amounts representing EBP benefits are paid from the EDCP in a lump sum or installment form, according to pre-existing elections made by those participants, except that participants with a small benefit or who have not qualified for retirement status (age 55 with at least 15 years of continuous service) are paid their EBP benefit in January of the year following their termination, subject to any delay required by Section 409A of the Code.

Fiscal 2017 Non-qualified Deferred Compensation Table

The following table provides information about contributions, earnings, withdrawals, distributions, and balances under the EDCP:

Name	Executive Contributions in Last FY ⁽¹⁾ (\$)	Registrant Contributions in Last FY ⁽²⁾ (\$)	Aggregate Earnings in Last FY (\$)	Aggregate Withdrawals/ Distributions ⁽³⁾ (\$)	Aggregate Balance at FY End ⁽⁴⁾ (\$)
Dion J. Weisler	11,218	10,600	1,328	—	32,201
Catherine A. Lesjak	11,250	10,600	547,767	(852,253)	2,465,109
Ron V. Coughlin	282,596	10,600	109,830	—	667,894
Jon E. Flaxman	—	—	—	—	—
Enrique J. Lores	247,128	10,600	132,117	—	1,053,655

- (1) The amounts reported here as "Executive Contributions" and "Registrant Contributions" are reported as compensation to such NEO in the "Summary Compensation Table" above.
- (2) The contributions reported here as "Registrant Contributions" were made in fiscal 2017 with respect to calendar year 2016 participant base pay deferrals. During fiscal 2017, the NEOs were eligible to receive a 4% matching contribution on base pay deferrals that exceeded the IRS limit that applies to the qualified HP 401(k) Plan up to a maximum of two times that limit.
- (3) The distributions reported here were made pursuant to participant elections made prior to the time that the amounts were deferred in accordance with plan rules.
- (4) Of these balances, the following amount was reported as compensation to such NEO in the Summary Compensation Table in prior proxy statement: Mr. Weisler: \$8,840. The information reported in this footnote is provided to clarify the extent to which amounts payable as deferred compensation represent compensation reported in our prior proxy statements, rather than additional earned compensation.

Narrative to the Fiscal 2017 Non-qualified Deferred Compensation Table

HP sponsors the EDCP, a non-qualified deferred compensation plan that permits eligible U.S. employees to defer base pay in excess of the amount taken into account under the qualified HP 401(k) Plan and bonus amounts of up to 95% of the annual PFR incentive bonus payable under the annual PFR incentive plan. In addition, a matching contribution is available under the plan to eligible employees. The matching contribution applies to base pay deferrals on compensation above the IRS limit that applies to the qualified HP 401(k) Plan, up to a maximum of two times that compensation limit (for fiscal 2017 matching contributions, on calendar year 2016 base pay from \$265,000 to \$530,000). During fiscal 2017, the NEOs were eligible for a matching contribution of up to 4% on base pay contributions in excess of the IRS limit, up to a maximum of two times that limit.

Upon becoming eligible for participation, employees must specify the amount of base pay and/or the percentage of bonus to be deferred, as well as the time and form of payment. If termination

of employment occurs before retirement (defined as at least age 55 with 15 years of continuous service), distribution is made in the form of a lump sum in January of the year following the year of termination, subject to any delay required under Section 409A of the Code. At retirement (or earlier, if properly elected), benefits are paid according to the distribution election made by the participant at the time of the deferral election, subject to any delay required under Section 409A of the Code. No withdrawals are permitted prior to the previously elected distribution date, other than "hardship" withdrawals as permitted by applicable law.

Amounts deferred or credited under the EDCP are credited with hypothetical investment earnings based on participant investment elections made from among the investment options available under the HP 401(k) Plan. Accounts maintained for participants under the EDCP are not held in trust, and all such accounts are subject to the claims of general creditors of HP. No amounts are credited with above-market earnings.

Potential Payments Upon Termination or Change in Control

The amounts in the following table estimate potential payments due if an NEO had terminated employment with HP effective October 31, 2017 under each of the circumstances specified below. These amounts are in addition to benefits generally available to U.S. employees upon termination of employment, such as distributions from the retirement plans and the HP 401(k) Plan and payment of accrued vacation where required.

Name	Termination Scenario	Total ⁽¹⁾ (\$)	Severance ⁽²⁾ (\$)	Long-Term Incentive Programs ⁽³⁾		
				Stock Options (\$)	RSUs (\$)	PARSUs (\$)
Dion J. Weisler	Voluntary/For Cause	—	—	—	—	—
	Disability	45,337,879	—	9,689,127	20,655,727	14,993,025
	Retirement	—	—	—	—	—
	Death	45,337,879	—	9,689,127	20,655,727	14,993,025
	Not for Cause	27,549,571	6,759,837	4,058,551	9,168,943	7,562,240
	Change in Control	52,097,716	6,759,837	9,689,127	20,655,727	14,993,025
Catherine A. Lesjak⁽⁴⁾	Voluntary/For Cause	9,185,564	—	—	6,034,630	3,150,934
	Disability	19,752,495	—	4,693,993	8,811,409	6,247,093
	Retirement	9,185,564	—	—	6,034,630	3,150,934
	Death	19,752,495	—	4,693,993	8,811,409	6,247,093
	Not for Cause	15,096,277	2,948,174	1,560,992	7,436,178	3,150,934
	Change in Control	22,700,669	2,948,174	4,693,993	8,811,409	6,247,093
Ron V. Coughlin	Voluntary/For Cause	—	—	—	—	—
	Disability	12,195,956	—	1,517,443	5,497,887	5,180,626
	Retirement	—	—	—	—	—
	Death	12,195,956	—	1,517,443	5,497,887	5,180,626
	Not for Cause	6,970,737	2,392,221	203,214	1,833,953	2,541,349
	Change in Control	14,588,177	2,392,221	1,517,443	5,497,887	5,180,626
Jon E. Flaxman⁽⁴⁾	Voluntary/For Cause	6,709,885	—	70,916	4,349,410	2,289,559
	Disability	11,498,421	—	1,496,258	5,427,276	4,574,886
	Retirement	6,709,885	—	70,916	4,349,410	2,289,559
	Death	11,498,421	—	1,496,258	5,427,276	4,574,886
	Not for Cause	9,200,759	2,272,895	189,701	4,448,605	2,289,559
	Change in Control	13,771,316	2,272,895	1,496,258	5,427,276	4,574,886
Enrique J. Lores	Voluntary/For Cause	—	—	—	—	—
	Disability	13,719,765	—	1,517,443	7,627,435	4,574,886
	Retirement	—	—	—	—	—
	Death	13,719,765	—	1,517,443	7,627,435	4,574,886
	Not for Cause	8,345,678	2,429,472	203,214	3,423,433	2,289,559
	Change in Control	16,149,237	2,429,472	1,517,443	7,627,435	4,574,886

⁽¹⁾ Total does not include amounts earned or benefits accumulated due to continued service by the NEO through October 31, 2017, including vested stock options, PCSOs, RSUs, PARSUs, accrued retirement benefits, and vested balances in the EDCP, as those amounts are detailed in the preceding tables. Total also does not include amounts the NEO was eligible to receive under the annual PFR incentive with respect to fiscal 2017 performance.

⁽²⁾ The amounts reported are the cash benefits payable in the event of a qualifying termination under the SPEO: for CEO, 2x multiple of base pay plus the average of the actual annual incentives paid for the preceding three years; for other NEOs, 1.5x multiple of base pay plus the average of the actual annual incentives paid for the preceding three years, and includes 18 months' COBRA premiums for continued group medical coverage for the NEOs and their eligible dependents.

⁽³⁾ Upon an involuntary termination not for cause, covered executives receive pro-rata vesting on unvested equity awards as discussed under "Executive Compensation—Compensation Discussion and Analysis—Severance Plan for Executive Officers." Full vesting of PARSUs based on performance at target levels (to the extent that the actual performance period has not been completed) applies in the event of a termination due to death or disability for all grant recipients. Pro-rata vesting of PARSUs based on actual performance applies in the event of a termination due to retirement for all grant recipients. To calculate the value of unvested PARSUs for purposes of this table, target performance is used unless the performance period has been completed and the results have been certified. Full vesting of unvested PCSOs applies in the event of a termination due to death or disability for all grant recipients. PCSOs vest pro-rata in the event of a termination due to retirement, with the exception of Launch Grant PCSOs, which are forfeited. With respect to the treatment of equity in the event of a change in control of HP, the information reported reflects the SPEO approved change in control terms.

⁽⁴⁾ As of the end of fiscal 2017, Ms. Lesjak and Mr. Flaxman are retirement eligible (a minimum age of 55 plus years of service equal to or greater than 70 points). In the event that Ms. Lesjak or Mr. Flaxman retires, she or he would receive retirement equity treatment in regards to the long-term incentive programs. Values in the “Voluntary/For Cause” section for Ms. Lesjak and Mr. Flaxman reflect the retirement equity treatment in a voluntary termination.

HP Severance Plan for Executive Officers

An executive will be deemed to have incurred a qualifying termination for purposes of the SPEO if he or she is involuntarily terminated without cause and executes a full release of claims in a form satisfactory to HP promptly following termination. For purposes of the SPEO, “cause” means an executive’s material neglect (other than

as a result of illness or disability) of his or her duties or responsibilities to HP or conduct (including action or failure to act) that is not in the best interest of, or is injurious to, HP. The material terms of the SPEO are described under “Executive Compensation—Compensation Discussion and Analysis—Severance Plan for Executive Officers.”

Narrative to the Potential Payments Upon Termination or Change in Control Table

Voluntary or “For Cause” Termination

In general, an NEO who remained employed through October 31, 2017 (the last day of the fiscal year) but voluntarily terminated employment immediately thereafter, or was terminated immediately thereafter in a “for cause” termination, would be eligible (1) to receive his or her annual incentive amount earned for fiscal 2017 under the annual PFR incentive (subject to any discretionary downward adjustment or elimination by the HRC Committee prior to actual payment, and to any applicable clawback policy), (2) to exercise his or her vested stock options up to three months following a voluntary termination, and up to the date of termination in the case of termination “for cause”, (3) to receive a distribution of vested amounts deferred or credited under the EDCP, and (4) to receive a distribution of his or her vested benefits, if any, under the HP 401(k) and pension plans. An NEO who terminated employment before October 31, 2017, either voluntarily or in a “for cause” termination, would generally not have been eligible to receive any amount under the annual PFR incentive with respect to the fiscal year in which the termination occurred, except that the HRC Committee has the discretion to make payment of prorated bonus amounts to individuals on leave of absence or in non-pay status, as well as in connection with certain voluntary severance incentives, workforce reductions, and similar programs.

“Not for Cause” Termination

A “not for cause” termination of an NEO who remained employed through October 31, 2017 and was terminated immediately thereafter would qualify the NEO for the amounts described above under a “voluntary” termination in addition to benefits under the SPEO if the NEO signs the required release of claims in favor of HP.

In addition to the cash severance benefits and pro-rata equity awards payable under the SPEO, the NEO would be eligible to exercise vested stock options up to one year after termination and receive distributions of vested, accrued benefits from HP deferred compensation and pension plans.

Termination Following a Change in Control

In the event of a change in control of HP, RSUs, stock options, and PCSOs will vest in full if the successor does not assume such awards or if an individual is terminated in connection with or following a change in control. Outstanding PARSUs will vest in full upon a termination in connection with or following a change in control,

assuming target performance level. Upon failure of the successor to assume outstanding PARSUs in connection with a change in control, the PARSUs will vest in full based on the better of (i) pro-rata vesting at target, and (ii) 100% of units vesting based on actual performance as determined by the Committee within 30 days of change in control.

Death or Disability Terminations

An NEO who continued in employment through October 31, 2017 whose employment is terminated immediately thereafter due to death or disability would be eligible (1) to receive his or her full annual incentive amount earned for fiscal 2017 under the annual PFR incentive determined by HP in its sole discretion, (2) to receive a distribution of vested amounts deferred or credited under the EDCP, and (3) to receive a distribution of his or her vested benefits under the HP 401(k) and pension plans.

Upon termination due to death or disability, equity awards held by the NEO may vest in full. If termination is due to disability, RSUs, stock options, and PCSOs will vest in full, subject to satisfaction of applicable performance conditions, and must be exercised within three years of termination or by the original expiration date, if earlier; all unvested portions of the PARSUs, including any amounts for dividend equivalent payments, shall vest based on performance at target levels. If termination is due to the NEO’s death, RSUs, stock options, and PCSOs will vest in full and must be exercised within one year of termination or by the original expiration date, if earlier; all unvested portions of the PARSUs, including any amounts for dividend equivalent payments, shall vest based on performance at target levels.

HP Severance Policy for Senior Executives

Under the HP Severance Policy for Senior Executives adopted by the Board in July 2003 (the “HP Severance Policy”), HP will seek stockholder approval for future severance agreements, if any, with certain senior executives that provide specified benefits in an amount exceeding 2.99 times the sum of the executive’s current annual base salary plus annual target cash bonus, in each case as in effect immediately prior to the time of such executive’s termination. Individuals subject to this policy consist of the Section 16 officers designated by the Board. In implementing this policy, the Board may elect to seek stockholder approval after the material terms of the relevant severance agreement are agreed upon.

For purposes of determining the amounts subject to the HP Severance Policy, benefits subject to the limit generally include cash separation payments that directly relate to extraordinary benefits that are not available to groups of employees other than the Section 16 officers upon termination of employment. Benefits that have been earned or accrued, as well as prorated bonuses, accelerated stock or option vesting, and other benefits that are consistent with our practices applicable to employees other than the Section 16 officers, are not counted against the limit. Specifically, benefits subject to the HP Severance Policy include: (a) separation payments based on a multiplier of salary plus target bonus, or cash amounts payable for the uncompleted portion of employment agreements; (b) the value of any service period credited to a Section 16 officer in excess of the period of service actually provided by such Section 16 officer for purposes of any employee benefit plan; (c) the value of benefits and perquisites that are inconsistent with our practices applicable to one or more groups of employees in addition to, or other than, the Section 16 officers (“Company Practices”); and (d) the value of any accelerated vesting of any stock options, stock appreciation rights, restricted stock, RSUs, or long-term cash incentives that is inconsistent with Company Practices. The following benefits are not subject to the HP Severance Policy, either because they have been previously earned or accrued by the employee or because they are consistent with Company Practices: (i) compensation and benefits earned, accrued, deferred or otherwise provided for employment services rendered on or prior to the date of termination of employment pursuant to bonus, retirement, deferred compensation, or other benefit plans (e.g., 401(k) Plan distributions, payments pursuant to retirement plans, distributions under deferred compensation plans or payments for accrued benefits such as unused vacation days), and any amounts earned with respect to such compensation and benefits in accordance with the terms of the applicable plan; (ii) payments of prorated portions of bonuses or prorated long-term incentive payments that are consistent with Company Practices; (iii) acceleration of the vesting of stock options, stock appreciation rights, restricted stock, RSUs or long-term cash incentives that is consistent with Company Practices; (iv) payments or benefits required to be provided by law; and (v) benefits and perquisites provided in accordance with the terms of any benefit plan, program, or arrangement sponsored by HP or its affiliates that are consistent with Company Practices.

For purposes of the HP Severance Policy, future severance agreements include any severance agreements or employment agreements containing severance provisions that we may enter into after the adoption of the HP Severance Policy by the Board, as well as agreements renewing, modifying, or extending such agreements. Future severance agreements do not include retirement plans, deferred compensation plans, early retirement

plans, workforce restructuring plans, retention plans in connection with extraordinary transactions, or similar plans or agreements entered into in connection with any of the foregoing, provided that such plans or agreements are applicable to one or more groups of employees in addition to the Section 16 officers.

HP Retirement Arrangements

Upon retirement immediately after October 31, 2017 with a minimum age of 55 and years of service equal to or greater than 70 points, HP employees in the United States receive full vesting of time-based options granted under our stock plans with a three-year post-termination exercise period or the original expiration date, whichever comes first, as well as full vesting of RSUs. PCSOs will receive prorated vesting if the stock price appreciation conditions are met and may vest on a prorated basis post-termination to the end of the performance period, subject to stock price appreciation conditions and certain post-employment restrictions. Any unvested Launch Grants (RSUs or PCSOs) will be forfeited upon voluntary retirement. Awards under the PARSU program, if any, are paid on a prorated basis to participants at the end of the performance period based on actual results, and bonuses, if any, under the annual PfR incentive plan may be paid in prorated amounts at the discretion of management based on actual results. In accordance with Section 409A of the Code, certain amounts payable upon retirement (or other termination) of the NEOs and other key employees will not be paid out for at least six months following termination of employment.

We sponsor two retiree medical programs in the United States, one of which provides subsidized coverage for eligible participants based on years of service. Eligibility for this program requires that participants have been employed by HP before January 1, 2003 and have met other age and service requirements. Mr. Flaxman is eligible for this program.

The other U.S. retiree medical program we sponsor provides eligible retirees with access to coverage at group rates only, with no direct subsidy provided by HP. As of the end of fiscal 2017, Ms. Lesjak is eligible to retire under this program. All of the other NEOs could be eligible for this program if they retire from HP on or after age 55 with at least ten years of qualifying service or 80 age plus service points. In addition, beginning at age 45, eligible U.S. employees may participate in the HP Retirement Medical Savings Account Plan (the “RMSA”), under which certain participants are eligible to receive HP matching credits of up to \$1,200 per year, up to a lifetime maximum of \$12,000, which can be used to cover the cost of such retiree medical coverage (or other qualifying medical expenses) if the employee retires from HP on or after age 55 with at least ten years of qualifying service or 80 age plus service points. Ms. Lesjak is the only NEO eligible for the HP matching credits under the RMSA.

Equity Compensation Plan Information

The following table summarizes our equity compensation plan information as of October 31, 2017.

Plan Category	Common shares to be issued upon exercise of outstanding options, warrants and rights⁽¹⁾ (a)	Weighted-average exercise price of outstanding options, warrants and rights⁽²⁾ (b)	Common shares available for future issuance under equity compensation plans (excluding securities reflected in column (a)) (c)
Equity compensation plans approved by HP stockholders	49,458,916 ⁽³⁾	\$13.1719	419,071,146 ⁽⁴⁾
Equity compensation plans not approved by HP stockholders	—	—	—
Total	49,458,916	\$13.1719	419,071,146

⁽¹⁾ This column does not reflect awards of options and RSUs assumed in acquisitions where the plans governing the awards were not available for future awards as of October 31, 2017. As of October 31, 2017, individual awards of options and RSUs to purchase a total of 1,229 shares were outstanding pursuant to awards assumed in connection with acquisitions and granted under such plans at a weighted-average exercise price of options of \$5.7500.

⁽²⁾ This column does not reflect the exercise price of shares underlying the assumed options referred to in footnote (1) to this table or the purchase price of shares to be purchased pursuant to the ESPP or the legacy HP Employee Stock Purchase Plan (the "Legacy ESPP"). In addition, the weighted-average exercise price does not take into account the shares issuable upon vesting of outstanding awards of RSUs and PARSUs, which have no exercise price.

⁽³⁾ Includes awards of options and RSUs outstanding under the ESPP, the 2004 Plan and the HP 2000 Stock Plan. Also includes awards of PARSUs representing 4,378,407 shares that may be issued under the 2004 Plan. Each PARSU award reflects a target number of shares that may be issued to the award recipient. HP determines the actual number of shares the recipient receives at the end of a three-year performance period based on results achieved compared with Company performance goals and stockholder return relative to the market. The actual number of shares that a grant recipient receives at the end of the period may range from 0% to 200% of the target number of shares.

⁽⁴⁾ Includes (i) 335,684,878 shares available for future issuance under the 2004 Plan; (ii) 79,294,277 shares available for future issuance under the ESPP; (iii) 2,725,611 shares available for future issuances under the Legacy ESPP, a plan under which employee stock purchases are no longer made; and (iv) 1,366,380 shares are reserved for issuance under our Service Anniversary Stock Plan, a plan under which awards are no longer granted. Taking into account these adjustments, 419,071,146 shares were available for future grants as of October 31, 2017.

Ownership of our Stock

Common Stock Ownership of Certain Beneficial Owners and Management

The following table sets forth information as of December 31, 2017 (or as of the date otherwise indicated below) concerning beneficial ownership by:

- holders of more than 5% of HP's outstanding shares of common stock;
- our directors and nominees;
- each of the named executive officers listed in the Summary Compensation Table on page 45; and
- all of our directors and executive officers as a group.

The information provided in the table is based on our records, information filed with the SEC and information provided to HP, except where otherwise noted.

The number of shares beneficially owned by each entity or individual is determined under SEC rules, and the information is not necessarily indicative of beneficial ownership for any other purpose. Under such rules, beneficial ownership includes any shares as to which the entity or individual has sole or shared voting or investment power and also any shares that the entity or individual has the right to acquire as of March 1, 2018 (60 days after December 31, 2017) through the exercise of any stock options, through the vesting/settlement of RSUs payable in shares, or upon the exercise of other rights. Beneficial ownership excludes options or other rights vesting after March 1, 2018 and any RSUs vesting/settling, as applicable, on or before March 1, 2018 that may be payable in cash or shares at HP's election. Unless otherwise indicated, each person has sole voting and investment power (or shares such power with his or her spouse) with respect to the shares set forth in the following table.

Beneficial Ownership Table

Name of Beneficial Owner	Shares of Common Stock Beneficially Owned	Percent of Common Stock Outstanding
Dodge & Cox⁽¹⁾	84,240,797	5.1%
BlackRock, Inc.⁽²⁾	109,695,755	6.7%
The Vanguard Group⁽³⁾	126,798,340	7.7%
Aida M. Alvarez	18,924	*
Shumeet Banerji	28,000	*
Robert R. Bennett	39,607	*
Charles "Chip" V. Bergh	52,778	*
Stacy Brown-Philpot	22,541	*
Stephanie A. Burns	31,328	*
Mary Anne Citrino	90,808	*
Stacey Mobley	22,542	*
Subra Suresh	4,293	*
Dion J. Weisler⁽⁴⁾	856,922	*
Ron V. Coughlin⁽⁵⁾	551,602	*
Jon Flaxman⁽⁶⁾	348,479	*
Catherine A. Lesjak⁽⁷⁾	786,410	*
Enrique J. Lores⁽⁸⁾	643,608	*
All current executive officers and directors as a group (17 persons)⁽⁹⁾	4,096,698	*

* Represents holdings of less than 1% based on shares of our common stock outstanding as of December 31, 2017.

- ⁽¹⁾ Based on the most recently available Schedule 13G/A filed with the SEC on February 13, 2018 by Dodge & Cox. According to its Schedule 13G/A, Dodge & Cox reported having sole voting power over 79,153,502 shares, shared voting power over no shares, sole dispositive power over 84,240,797 shares and shared dispositive power over no shares. The securities reported on the Schedule 13G/A are beneficially owned by clients of Dodge & Cox, which clients may include investment companies registered under the Investment Company Act of 1940 and other managed accounts, and which clients have the right to receive or the power to direct the receipt of dividends from, and the proceeds from the sale of, HP's stock. The Schedule 13G/A contained information as of December 31, 2017 and may not reflect current holdings of HP's stock. The address of Dodge & Cox is 555 California Street, 40th Floor, San Francisco, CA 94104.
- ⁽²⁾ Based on the most recently available Schedule 13G/A filed with the SEC on January 25, 2018 by BlackRock, Inc. According to its Schedule 13G/A, BlackRock, Inc. reported having sole voting power over 92,235,538 shares, shared voting power over 0 shares, sole dispositive power over 109,695,755 shares and shared dispositive power over 0 shares. The Schedule 13G/A contained information as of December 31, 2017 and may not reflect current holdings of HP's stock. The address of BlackRock, Inc. is 55 East 52nd Street, New York, NY 10055.
- ⁽³⁾ Based on the most recently available Schedule 13G/A filed by the Vanguard Group on February 9, 2018. According to its Schedule 13G/A, the Vanguard Group reported having sole voting power over 2,359,901 shares, shared voting power over 369,236 shares, sole dispositive power over 124,138,751 shares, and shared dispositive power over 2,659,589 shares. The Schedule 13G/A contained information as of December 31, 2017 and may not reflect current holdings of HP's stock. The address for the Vanguard Group is 100 Vanguard Blvd., Malvern, PA 19355.
- ⁽⁴⁾ Includes 184,510 shares that Mr. Weisler has the right to acquire by exercise of stock options.
- ⁽⁵⁾ Includes 405,836 shares that Mr. Coughlin has the right to acquire by exercise of stock options.
- ⁽⁶⁾ Includes 206,917 shares that Mr. Flaxman has the right to acquire by exercise of stock options.
- ⁽⁷⁾ Includes 306 shares held by Ms. Lesjak's spouse and 588,909 shares that Ms. Lesjak has the right to acquire by exercise of stock options.
- ⁽⁸⁾ Includes 530,149 shares that Mr. Lores has the right to acquire by exercise of stock options.
- ⁽⁹⁾ Includes 2,401,394 shares that current executive officers and directors have the right to acquire by exercise of stock options.

Section 16(a) Beneficial Ownership Reporting Compliance

Section 16(a) of the Exchange Act requires our directors, executive officers and holders of more than 10% of HP's stock to file reports with the SEC regarding their ownership and changes in ownership of our securities. Based solely upon our examination of the copies of Forms 3, 4, and 5, and amendments thereto furnished to us and the written representations of our directors, executive officers and 10% stockholders, we believe that during fiscal 2017, our directors, executive officers and 10% stockholders complied with all Section 16(a) filing requirements, except as follows:

- One Form 4 report has been inadvertently filed late for one of our executive officers, Enrique Lores, with respect to three transactions.
- Two Form 4 reports have been inadvertently filed late for one of our executive officers, Dion J. Weisler, with respect to four transactions.
- Two Form 4 reports have been inadvertently filed late for one of our executive officers, Catherine A. Lesjak, with respect to four transactions.
- Two Form 4 reports have been inadvertently filed late for one of our executive officers, Tracy S. Keogh, with respect to four transactions.
- One Form 4 report has been inadvertently filed late for one of our Section 16 officers, Marie Myers, with respect to two transactions.
- One Form 4 report has been inadvertently filed late for one of our executive officers, Ron V. Coughlin, with respect to two transactions.
- One Form 4 report has been inadvertently filed late for one of our executive officers, Jon E. Flaxman, with respect to two transactions.



Stockholder Proposals

Stockholder Proposal

Requesting Stockholders' Right to Act By Written Consent



The Board recommends a vote AGAINST this proposal

Stockholder Proposal – Right to Act by Written Consent

Resolved, Shareholders request that our board of directors undertake such steps may be necessary to permit written consent by shareholders entitled to cast the minimum number of votes that would be necessary to authorize the action at a meeting at which all shareholders entitled to vote thereon were present and voting. This written consent is to be consistent with applicable law and consistent with giving shareholders the fullest power to act by written consent consistent with applicable law. This includes shareholder ability to initiate any topic for written consent consistent with applicable law.

Hundreds of major companies enable shareholder action by written consent. Taking action by written consent in lieu of a meeting is a means shareholders can use to raise important matters outside the normal annual meeting cycle.

Dozens of Fortune 500 companies provide for both shareholder rights – to act by written consent and to call a special meeting. Our higher 25% threshold for shareholders to call a special meeting is one more reason that we should have the right to act by written consent.

It is especially important to gain a shareholder right, such as written consent, to make up for our management abruptly taking away an important shareholder right – the right to an in-person annual meeting. For decades shareholders had a once-a-year opportunity to ask our \$10 million CEO and directors questions in person. Now our directors can now casually flip their phones to mute during the

annual shareholder meeting. Our management did not even give us the opportunity to vote on whether we wanted to give up this important right.

Our management is now free to run a make-believe meeting with Investor Relations devising softball questions in advance while tossing out serious questions. Then our \$10 million CEO can simply read the scripted IR answers to a microphone – no opportunity for audience feedback.

The lack of an in-person annual meeting means that a board meeting can be scheduled months after the virtual meeting – by which time any serious issues raised by shareholders under these onerous conditions will be long forgotten by the directors. Plus a virtual meeting guarantees that there will be no media coverage for the benefit of shareholders.

A virtual meeting is a complacency plan for our directors and top management. Top management has no incentive to avoid making mistakes for 365-days of the year out of concern that there will be an in-person accounting at the annual meeting in front of shareholders and media. Shareholders can vote against the \$10 million paycheck of a CEO who refuses to answer shareholder questions in-person.

Please vote to give us a shareholder right to help make up for our top management stripping away one of our important rights:

Statement in Opposition

The Board recommends a vote AGAINST this proposal because it believes that matters that are sufficiently important to require stockholder approval should be communicated in advance so that they can be considered and voted upon by all stockholders at a meeting. In the Board's view, action that stockholders may vote upon at an annual or special meeting supports stockholders' interests more than action by written consent. Stockholders may propose any proper matter for a vote at our annual meeting, and, in addition, stockholders holding 25% or more of HP's outstanding common stock may call a special meeting of stockholders. This right provides stockholders with a meaningful ability to propose actions for stockholder consideration between annual meetings. Annual

or special stockholders meetings offer important protections and advantage that are absent from the written consent process that include:

- all stockholders have the opportunity to openly express views on proposed actions and to participate in the meeting and the stockholder vote;
- the meeting and the stockholder vote occur in a transparent manner, at a date and time publicly announced in advance of the meeting;
- accurate and complete information about the proposed stockholder action is widely distributed in the proxy statement before the meeting, which promotes a well-

informed discussion on the merits of the proposed action; and

- the Board is able to analyze and provide a recommendation with respect to actions proposed to be taken at a stockholder meeting.

By contrast, the written consent process is less transparent and less democratic. Adoption of the proposal would make it possible for the holders of a bare majority of HP's outstanding common stock to take significant corporate action without any prior notice to the Company, the Board or other stockholders, and without giving all stockholders an opportunity to consider, discuss and vote on stockholder actions that may have important ramifications for both HP and its stockholders. This approach would effectively disenfranchise any stockholders who do not have, or are not given, the opportunity to participate in the written consent process. Moreover, our stockholders have previously rejected a similar proposal at the 2015 annual meeting of stockholders of what was then known as Hewlett-Packard Company.

The Board also believes that HP's strong corporate governance processes and extensive stockholder engagement program make adoption of this proposal unnecessary. HP and the Board regularly engage with and solicit the feedback of stockholders. In addition to HP's stockholder engagement program and the right of stockholders holding 25% or more of HP's outstanding common stock to call a special meeting, HP has strong corporate governance practices and provides significant stockholder rights that enhance Board accountability, including:

- an independent Chairman;
- majority voting in uncontested director elections;
- no stockholder rights plan;
- no supermajority voting provisions;
- annual election of all directors with a resignation policy;
- a proxy access right; and
- an extensive stockholder engagement program that includes the ability of stockholders to communicate directly to the full Board or to individual directors.

Board Recommendation

The Board believes that adoption of this proposal is unnecessary because of HP's commitment to good corporate governance, strong stockholder engagement program and the right available to stockholders to call a special meeting of stockholders. The Board further believes that the risk of abuse associated with the right to act

by written consent, including bypassing procedural protections that offer transparency and advance notice, both of which are afforded with a stockholder meeting, make this proposal not in the best interest of all stockholders. Accordingly, the Board recommends that you vote AGAINST this proposal.

Vote Required

Approval of this stockholder proposal requires the affirmative vote of a majority of the shares of HP common stock present in person or represented by proxy and entitled to be voted on the proposal at the annual meeting.



Other Matters

Questions and Answers

Proxy Materials

1. Why am I receiving these materials?

We have made these materials available to you or delivered paper copies to you by mail in connection with our annual meeting of stockholders, which will take place online on Tuesday, April 24, 2018. As a stockholder, you are invited to participate in the annual meeting via live audio webcast and vote on the business items described in this proxy statement. This proxy statement includes information that we are required to provide to you under the SEC rules and that is designed to assist you in voting your shares. See Questions 17 and 18 below for information regarding how you can vote your shares at the annual meeting or by proxy (without attending the annual meeting).

2. What is included in the proxy materials?

The proxy materials include:

- our proxy statement for the 2018 annual meeting of stockholders; and
- our 2017 Annual Report, which includes our Annual Report on Form 10-K/A for the fiscal year ended October 31, 2017.

If you received a paper copy of these materials by mail, the proxy materials also include a proxy card or a voting instruction card for the annual meeting. If you received a notice of the Internet availability of the proxy materials instead of a paper copy of the proxy materials, see Questions 17 and 18 below for information regarding how you can vote your shares.

3. What information is contained in this proxy statement?

The information in this proxy statement relates to the proposals to be voted on at the annual meeting, the voting process, the Board and Board committees, the compensation of our directors and certain executive officers for fiscal 2017 and other required information.

4. Why did I receive a notice in the mail regarding the Internet availability of the proxy materials instead of a paper copy of the full set of proxy materials?

This year, we are again using the SEC rule that allows companies to furnish their proxy materials over the Internet. As a result, we are mailing to many of our stockholders a notice of the Internet availability of the proxy materials instead of a paper copy of the proxy materials. All stockholders receiving the notice will have the ability to access the proxy materials over the Internet and request to receive a paper copy of the proxy materials by mail. Instructions on how to access the proxy materials over the Internet or to request a

paper copy may be found in the notice of the Internet availability of the proxy materials. In addition, the notice contains instructions on how you may request access to proxy materials in printed form by mail or electronically on an ongoing basis.

5. Why didn't I receive a notice in the mail about the Internet availability of the proxy materials?

We are providing some of our stockholders, including stockholders who have previously requested to receive paper copies of the proxy materials and some of our stockholders who are living outside of the United States, with paper copies of the proxy materials instead of a notice of the Internet availability of the proxy materials.

In addition, we are providing proxy materials or notice of the Internet availability of the proxy materials by e-mail to those stockholders who have previously elected delivery of the proxy materials or notice electronically. Those stockholders should receive an e-mail containing a link to the website where those materials are available and a link to the proxy voting website.

6. How can I access the proxy materials over the Internet?

Your notice of the Internet availability of the proxy materials, proxy card, or voting instruction card will contain instructions on how to:

- view our proxy materials for the annual meeting on the Internet; and
- instruct us to send our future proxy materials to you electronically by e-mail.
- Our proxy materials are available at www.proxymvote.com/HP. Please have your 16-digit control number available to access them.

Our proxy materials are also publicly available on our dedicated annual meeting website at www.hpannualmeeting.com.

Your notice of the Internet availability of the proxy materials, proxy card, or voting instruction card will contain instructions on how you may request access to proxy materials electronically on an ongoing basis. Choosing to access your future proxy materials electronically will help us conserve natural resources and reduce the costs of distributing our proxy materials. If you choose to access future proxy materials electronically, you will receive an e-mail with instructions containing a link to the website where those materials are available and a link to the proxy voting website. Your election to access proxy materials by e-mail will remain in effect until you terminate it.

7. How may I obtain a paper copy of the proxy materials?

Stockholders receiving a notice of the Internet availability of the proxy materials will find instructions about how to obtain a paper copy of the proxy materials on their notice. Stockholders receiving notice of the Internet availability of the proxy materials by e-mail will find instructions about how to obtain a paper copy of the proxy materials as part of that e-mail. All stockholders who do not receive a notice or an e-mail will receive a paper copy of the proxy materials by mail.

8. I share an address with another stockholder, and we received only one paper copy of the proxy materials or notice of the Internet availability of the proxy materials. How may I obtain an additional copy?

If you share an address with another stockholder, you may receive only one paper copy of the proxy materials or notice of the Internet availability of the proxy materials, as applicable, unless you have provided contrary instructions. If you are a beneficial owner and wish to receive a separate set of proxy materials or notice of the Internet availability of the proxy materials now, please request the additional copy by contacting your individual broker. If you wish to receive a separate set of the proxy materials or notice of the Internet availability of the proxy materials now, please request the additional copy by contacting Broadridge Financial Solutions, Inc. ("Broadridge") at:

By Internet: www.proxyvote.com/HP
By telephone: 1-800-579-1639
By e-mail: sendmaterial@proxyvote.com

If you request a separate set of the proxy materials or notice of Internet availability of the proxy materials by e-mail, please be sure to include your control number in the subject line. A separate set of proxy materials or notice of the Internet availability of the proxy materials, as applicable, will be sent promptly following receipt of your request.

If you are a stockholder of record and wish to receive a separate set of proxy materials or notice of the Internet availability of the proxy materials, as applicable, in the future, please contact our transfer agent. See Question 22 below.

If you are the beneficial owner of shares held through a broker, trustee, or other nominee and you wish to receive a separate set of proxy materials or notice of the Internet availability of the proxy materials, as applicable, in the future, please call Broadridge at:

1-866-540-7095

All stockholders also may write to HP at the address below to request a separate set of proxy materials or notice of the Internet availability of the proxy materials, as applicable:

NASDAQ
Print and Distribution Services
325 Donald Lynch Blvd, Suite 120
Marlborough, MA 01752-4724

9. I share an address with another stockholder, and we received more than one paper copy of the proxy materials or notice of the Internet availability of the proxy materials. How do we obtain a single copy in the future?

Stockholders of record sharing an address who are receiving multiple copies of the proxy materials or notice of the Internet availability of the proxy materials, as applicable, and who wish to receive a single copy of such materials in the future may contact our transfer agent. See Question 22 below.

Beneficial owners of shares held through a broker, trustee, or other nominee sharing an address who are receiving multiple copies of the proxy materials or notice of the Internet availability of the proxy materials, as applicable, and who wish to receive a single copy of such materials in the future may contact Broadridge at:

1-866-540-7095

10. What should I do if I receive more than one notice or e-mail about the Internet availability of the proxy materials or more than one paper copy of the proxy materials?

You may receive more than one notice, more than one e-mail, or more than one paper copy of the proxy materials, including multiple paper copies of this proxy statement and multiple proxy cards or voting instruction cards. For example, if you hold your shares in more than one brokerage account, you may receive a separate notice, a separate e-mail, or a separate voting instruction card for each brokerage account in which you hold shares. If you are a stockholder of record and your shares are registered in more than one name, you may receive more than one notice, more than one e-mail or more than one proxy card. To vote all of your shares by proxy, you must complete, sign, date, and return each proxy card and voting instruction card that you receive and vote over the Internet the shares represented by each notice and e-mail that you receive (unless you have requested and received a proxy card or voting instruction card for the shares represented by one or more of those notices or e-mails).

11. How may I obtain a copy of HP's 2017 Form 10-K/A and other financial information?

Stockholders may request a free copy of our combined 2017 Annual Report and 2017 Proxy Statement, which includes our 2017 Form 10-K/A and the financial statements and the financial statement schedules for the last completed fiscal year, from:

NASDAQ
Print and Distribution Services
325 Donald Lynch Blvd, Suite 120
Marlborough, MA 01752-4724

<http://h30261.www3.hp.com/contact-us/information-request.aspx>

Alternatively, stockholders can access the 2017 Annual Report on HP's Annual Meeting site:

www.hpannualmeeting.com

All of HP's filings, including the 2017 Form 10-K/A are also available on HP's Investor Relations site:

www.hp.com/investor/home

We also will furnish any exhibit to the 2017 Form 10-K/A if specifically requested.

Voting Information

12. What proposals will be voted at the meeting? How does the Board recommend that I vote and what is the voting requirement for each of the proposals?

Proposals	Board Recommendation	Votes Required	Effect of Abstentions	Effect of Broker Non-Votes
Election of Directors	FOR EACH NOMINEE	Majority of votes cast	None	None
Ratification of Independent Registered Public Accounting Firm	FOR	Majority of the shares present, in person or represented by proxy, and entitled to vote	Same as “AGAINST”	No Broker Non-Votes (Routine Matter)
Advisory Vote to Approve Executive Compensation (“Say on Pay” Vote)	FOR	Majority of the shares present, in person or represented by proxy, and entitled to vote	Same as “AGAINST”	None
Stockholder Proposal 1: Requesting Stockholders’ Right to Act by Written Consent	AGAINST	Majority of the shares present, in person or represented by proxy, and entitled to vote ⁽¹⁾	Same as “AGAINST”	None

⁽¹⁾ Under the NYSE rules, the applicable voting standard is the majority of votes “cast.” However, because abstentions are treated as votes cast “against” the proposal, the result is the same as what is disclosed under our Bylaws in the chart above.

We also will consider any other business that properly comes before the annual meeting. See Question 29 below.

13. What are broker non-votes?

If you are the beneficial owner of shares held in the name of a broker, trustee, or other nominee and do not provide that broker, trustee, or other nominee with voting instructions, your shares may constitute “broker non-votes.” Generally, broker non-votes occur on a matter when a broker is not permitted to vote on that matter without instructions from the beneficial owner and instructions are not given. Under the rules of the New York Stock Exchange, brokers, trustees, or other nominees may generally vote on routine matters but cannot vote on non-routine matters. Only Proposal No. 2 (ratifying the appointment of the independent registered public accounting firm) is considered a routine matter. The other proposals are not considered routine matters, and without your instructions, your broker cannot vote your shares. In tabulating the voting results for any particular proposal, shares that constitute broker non-votes are not considered entitled to vote on that proposal.

If you provide specific instructions with regard to certain items, your shares will be voted as you instruct on such items. If you vote by proxy card or voting instruction card and sign the card without giving specific instructions, your shares will be voted in accordance with the recommendations of the Board (FOR all of our nominees to the Board, FOR ratification of the appointment of our independent registered public accounting firm, FOR the approval of the compensation of our named executive officers (“say on pay” vote), AGAINST the stockholder proposal requesting the stockholders’ right to act by written consent, and AGAINST the stockholder proposal requesting a gender pay equity report.

For any shares you hold in HP 401(k) Plan, if your voting instructions are not received by 11:59 p.m., Eastern Time, on April 19, 2018, your shares will be voted in proportion to the way the shares held by

the other HP 401(k) Plan participants are voted, except as may be otherwise required by law.

14. Is cumulative voting permitted for the election of directors?

No, you may not cumulate your votes in the election of directors. At the 2016 Annual Meeting, our stockholders approved an amendment to the Certificate of Incorporation eliminating cumulative voting. Therefore, cumulative voting is no longer available to our stockholders.

15. What is the difference between holding shares as a stockholder of record and as a beneficial owner?

Most of our stockholders hold their shares through a broker, trustee, or other nominee rather than directly in their own name. As summarized below, there are some distinctions between shares held of record and those owned beneficially.

- **Stockholder of Record**—If your shares are registered directly in your name with our transfer agent, you are considered, with respect to those shares, the “stockholder of record.” As the stockholder of record, you have the right to grant your voting proxy directly to HP or to a third party, or to vote your shares during the meeting.
- **Beneficial Owner**—If your shares are held in a brokerage account, by a trustee, or by another nominee (that is, in “street name”), you are considered the “beneficial owner” of those shares. As the beneficial owner of those shares, you have the right to direct your broker, trustee, or nominee how to vote, or to vote your shares during the annual meeting (other than shares held in the HP’s 401(k) Plan (the “HP 401(k) Plan”), which must be voted prior to the annual meeting).

16. Who is entitled to vote and how many shares can I vote?

Each holder of shares of HP common stock issued and outstanding as of the close of business on February 23, 2018, the record date for the annual meeting, is entitled to cast one vote per share on all items being voted upon at the annual meeting. You may vote all shares owned by you as of this time, including (1) shares held directly in your name as the stockholder of record, including shares purchased through our dividend reinvestment program and employee stock purchase plans, and shares held through our Direct Registration Service; and (2) shares held for you as the beneficial owner through a broker, trustee, or other nominee.

On the record date, HP had approximately 1,637,466,095 shares of common stock issued and outstanding.

17. How can I vote my shares during the annual meeting?

This year's annual meeting will be held entirely online to allow greater participation. Stockholders may participate in the annual meeting by visiting either of the following websites:

www.hpannualmeeting.com or
www.hp.onlineshareholdermeeting.com

To participate in the annual meeting, you will need the 16-digit control number included on your notice of Internet availability of the proxy materials, on your proxy card or on the instructions that accompanied your proxy materials.

Shares held in your name as the stockholder of record may be voted electronically during the annual meeting. Shares for which you are the beneficial owner but not the stockholder of record also may be voted electronically during the annual meeting, except that shares held in the HP 401(k) Plan cannot be voted electronically during the annual meeting. If you hold shares in the HP 401(k) Plan, your voting instructions must be received by 11:59 p.m., Eastern Time, on April 19, 2018 for the trustee to vote your shares. However, holders of shares in the HP 401(k) Plan will still be able to view the annual meeting webcast and ask questions during the annual meeting.

Even if you plan to participate in the annual meeting online, we recommend that you also vote by proxy as described below so that your vote will be counted if you later decide not to participate in the annual meeting.

18. How can I vote my shares without participating in the annual meeting?

Whether you hold shares directly as the stockholder of record or through a broker, trustee, or other nominee as the beneficial owner, you may direct how your shares are voted without participating in the annual meeting. There are three ways to vote by proxy:

- **VIA THE INTERNET:** Stockholders who have received a notice of the Internet availability of the proxy materials by mail may submit proxies over the Internet by following the instructions on the notice. Stockholders who have received notice of the Internet availability of the proxy materials by e-mail may submit proxies over the Internet by following the instructions included in the e-mail. Stockholders who have received a paper copy of a proxy card or voting instruction card by mail may submit proxies over the Internet by following the instructions on the proxy card or voting instruction card.

- **VIA TELEPHONE:** Stockholders of record who live in the United States or Canada may submit proxies by telephone by calling 1-800-690-6903 and following the instructions. Stockholders of record who have received a notice of the Internet availability of the proxy materials by mail must have the control number that appears on their notice available when voting. Stockholders of record who received notice of the Internet availability of the proxy materials by e-mail must have the control number included in the e-mail available when voting. Stockholders of record who have received a proxy card by mail must have the control number that appears on their proxy card available when voting. Most stockholders who are beneficial owners of their shares living in the United States or Canada and who have received a voting instruction card by mail may vote by phone by calling the number specified on the voting instruction card provided by their broker, trustee, or nominee. Those stockholders should check the voting instruction card for telephone voting availability.
- **VIA MAIL:** Stockholders who have received a paper copy of a proxy card or voting instruction card by mail may submit proxies by completing, signing and dating their proxy card or voting instruction card and mailing it in the accompanying pre-addressed envelope.

19. What is the deadline for voting my shares?

If you hold shares as the stockholder of record, or through HP's 2011 Employee Stock Purchase Plan (the "ESPP"), your vote by proxy must be received before the polls close during the annual meeting.

If you hold shares in the HP 401(k) Plan, your voting instructions must be received by 11:59 p.m., Eastern Time, on April 19, 2018 for the trustee to vote your shares. If you are the beneficial owner of shares held through a broker, trustee, or other nominee, please follow the voting instructions provided by your broker, trustee or nominee.

20. May I change my vote or revoke my proxy?

You may change your vote or revoke your proxy at any time prior to the vote during the annual meeting, except that any change to your voting instructions for shares held in the HP 401(k) Plan must be provided by 11:59 p.m., Eastern Time, on April 19, 2018 as described above.

If you are the stockholder of record, you may change your vote by: (1) granting a new proxy bearing a later date (which automatically revokes the earlier proxy); (2) providing a written notice of revocation to the Corporate Secretary at the address below in Question 33 prior to your shares being voted; or (3) participating in the annual meeting and voting your shares electronically during the annual meeting. Participation in the annual meeting will not cause your previously granted proxy to be revoked unless you specifically make that request. For shares you hold beneficially in the name of a broker, trustee, or other nominee, you may change your vote by submitting new voting instructions to your broker, trustee, or nominee, or by participating in the meeting and electronically voting your shares during the meeting (except that shares held in the HP 401(k) Plan cannot be voted electronically at the annual meeting).

21. Is my vote confidential?

Proxy instructions, ballots and voting tabulations that identify individual stockholders are handled in a manner that protects your voting privacy. Your vote will not be disclosed, either within HP or to third parties, except: (1) as necessary to meet applicable legal requirements; (2) to allow for the tabulation of votes and certification of the votes; and (3) to facilitate a successful proxy solicitation. Occasionally, stockholders provide on their proxy card written comments, which are then forwarded to management.

22. What if I have questions for our transfer agent?

Please contact our transfer agent, at the phone number or address listed below, with questions concerning stock certificates, dividend checks, transfer of ownership, or other matters pertaining to your stock account.

EQ Shareowner Services
1110 Centre Pointe Curve, Suite 101
Mendota Heights, MN 55120-4100
1-800-286-5977 (U.S. and Canada)
1-651-450-4064 (International)

A dividend reinvestment and stock purchase program is also available through our transfer agent. For information about this program, please contact our EQ Shareowner Services transfer agent as follows:

EQ Shareowner Services
1110 Centre Pointe Curve, Suite 101
Mendota Heights, MN 55120-4100
1-800-286-5977 (U.S. and Canada)
1-651-450-4064 (International)

23. How can I attend the annual meeting?

This year's annual meeting will be a completely virtual meeting of stockholders, which will be conducted through an audio webcast. You are entitled to participate in the annual meeting only if you were an HP stockholder or joint holder as of the close of business on February 23, 2018 or if you hold a valid proxy for the annual meeting.

You will be able to attend the annual meeting of stockholders online and submit your questions during the meeting by visiting www.hpannualmeeting.com or www.hp.onlineshareholdermeeting.com. You also will be able to vote your shares electronically at the annual meeting (other than shares held through the HP 401(k) Plan, which must be voted prior to the meeting).

To participate in the annual meeting, you will need the 16-digit control number included on your notice of Internet availability of the proxy materials, on your proxy card, or on the instructions that accompanied your proxy materials.

The meeting webcast will begin promptly at 2:00 p.m., Pacific Time. We encourage you to access the meeting prior to the start time. Online access to the meeting will open at 1:30 p.m., Pacific Time, and you should allow ample time to log in to the meeting webcast and test your computer audio system.

24. What is the pre-meeting forum and how can I access it?

The online format for the annual meeting allows us to communicate more effectively with you. Our pre-meeting forum, where you can submit questions in advance of the annual meeting, can be entered by visiting our dedicated annual meeting website www.hpannualmeeting.com or by visiting www.proxyvote.com/HP. The annual meeting website also contains the contents of this proxy statement in a user-friendly format and has complete PDF copies of our proxy statement and annual report available for download.

25. Why a virtual meeting?

We are excited to embrace the latest technology to provide expanded access, improved communication, and cost savings for our stockholders and the Company. Hosting a virtual meeting enables increased stockholder attendance and participation since stockholders can participate from any location around the world.

You will be able to attend the annual meeting of stockholders online and submit your questions during the meeting by visiting www.hpannualmeeting.com or www.hp.onlineshareholdermeeting.com. You also will be able to vote your shares electronically at the annual meeting (other than shares held through the HP 401(k) Plan, which must be voted prior to the meeting).

26. What if during the check-in time or during the meeting I have technical difficulties or trouble accessing the virtual meeting website?

We will have technicians ready to assist you with any technical difficulties you may have accessing the virtual meeting. If you encounter any difficulties accessing the virtual meeting during the check-in or meeting time, please call:

1-855-449-0991 (Toll-free)
1-720-378-5962 (Toll line)

27. How many shares must be present or represented to conduct business at the annual meeting?

The quorum requirement for holding the annual meeting and transacting business is that holders of a majority of shares of HP common stock entitled to vote must be present in person or represented by proxy. Both abstentions and broker non-votes described previously in Question 13 above are counted for the purpose of determining the presence of a quorum.

28. What if a quorum is not present at the annual meeting?

If a quorum is not present at the scheduled time of the annual meeting, then either the chairman of the annual meeting or the stockholders by vote of the holders of a majority of the stock present in person or represented by proxy at the annual meeting are authorized by our Bylaws to adjourn the annual meeting until a quorum is present or represented.

29. What happens if additional matters are presented at the annual meeting?

Other than the four items of business described in this proxy statement, we are not aware of any other business to be acted upon at the annual meeting. If you grant a proxy, the persons named as proxy holders, Dion J. Weisler, Catherine A. Lesjak, and Kim M. Rivera, will have the discretion to vote your shares on any additional matters properly presented for a vote at the meeting. If for any reason any

of the nominees named in this proxy statement is not available as a candidate for director, the persons named as proxy holders will vote your proxy for such other candidate or candidates as may be nominated by the Board or the Board may choose to reduce the size of the Board or keep a vacancy on the Board.

30. Who will serve as inspector of elections?

The inspector of elections will be a representative from an independent firm, Broadridge.

31. Where can I find the voting results of the annual meeting?

We intend to announce preliminary voting results at the annual meeting and publish final results in a Current Report on Form 8-K to be filed with the SEC within four business days of the annual meeting.

32. Who will bear the cost of soliciting votes for the annual meeting?

HP is making this solicitation and will pay the entire cost of preparing, assembling, printing, mailing, and distributing the notices and these proxy materials and soliciting votes. In addition to the mailing of the notices and these proxy materials, the solicitation of proxies or votes may be made in person, by telephone, or by electronic communication by our directors, officers, and employees, who will not receive any additional compensation for such solicitation activities. We also have hired Innisfree M&A Incorporated ("Innisfree") to assist us in the solicitation of votes described above. We will pay Innisfree a base fee of \$20,000 plus customary costs and expenses for these services. We have agreed to indemnify Innisfree against certain liabilities arising out of or in connection with these services. We also will reimburse brokerage houses and other custodians, nominees and fiduciaries for forwarding proxy and solicitation materials to stockholders.

33. What is the deadline to propose actions (other than director nominations) for consideration at next year's annual meeting of stockholders?

You may submit proposals for consideration at future stockholder meetings. For a stockholder proposal to be considered for inclusion in our proxy statement for the annual meeting next year, the Corporate Secretary must receive the written proposal at our principal executive offices no later than October 29, 2018. Such proposals also must comply with SEC regulations under Rule 14a-8 regarding the inclusion of stockholder proposals in Company-sponsored proxy materials. Proposals should be addressed to:

Corporate Secretary
HP Inc.
1501 Page Mill Road
Palo Alto, California 94304
Fax: 650-275-9138

For a stockholder proposal that is not intended to be included in our proxy statement for next year's annual meeting under Rule 14a-8, the stockholder must provide the information required by our Bylaws and give timely notice to the Corporate Secretary in accordance with our Bylaws, which, in general, require that the notice be received by the Corporate Secretary:

- not earlier than the close of business on December 25, 2018; and
- not later than the close of business on January 24, 2019.

If the date of the stockholder meeting is moved more than 30 days before or 60 days after the anniversary of our annual meeting for the prior year, then notice of a stockholder proposal that is not intended to be included in our proxy statement under Rule 14a-8 must be received no earlier than the close of business 120 days prior to the meeting and not later than the close of business on the later of the following two dates:

- 90 days prior to the meeting; and
- 10 days after public announcement of the meeting date.

Deadlines for the nomination of director candidates are discussed in Question 35 below.

34. How may I recommend individuals to serve as directors and what is the deadline for a director recommendation?

You may recommend director candidates for consideration by the NGSRC Committee. Any such recommendations should include verification of the stockholder status of the person submitting the recommendation and the nominee's name and qualifications for Board membership and should be directed to the Corporate Secretary at the address of our principal executive offices set forth in Question 33 above. See "Proposal No. 1—Election of Directors—Director Nominees and Director Nominees' Experience and Qualifications" for more information regarding our Board membership criteria.

A stockholder may send a recommended director candidate's name and information to the Board at any time. Generally, such proposed candidates are considered at the first or second Board meeting prior to the issuance of the proxy statement for our annual meeting.

35. How may I nominate individuals to serve as directors and what are the deadlines for a director nomination?

Our Bylaws permit stockholders to nominate directors for consideration at an annual meeting. To nominate a director for consideration at an annual meeting, a nominating stockholder must provide the information required by our Bylaws and give timely notice of the nomination to the Corporate Secretary in accordance with our Bylaws, and each nominee must meet the qualifications required by our Bylaws. To nominate a director for consideration at next year's annual meeting (but not for inclusion in our annual proxy statement), in general the notice must be received by the Corporate Secretary between the close of business on December 25, 2018 and the close of business on January 24, 2019, unless the annual meeting is moved by more than 30 days before or 60 days after the anniversary of the prior year's annual meeting, in which case the deadline will be as described in Question 33 above.

In addition, our Bylaws provide that under certain circumstances, a stockholder or group of stockholders may include director candidates that they have nominated in our annual meeting proxy statement. These proxy access provisions of our Bylaws provide, among other things, that a stockholder or group of up to 20 stockholders seeking to include director candidates in our annual meeting proxy statement must own 3% or more of HP's outstanding common stock continuously for at least the previous three years. The number of stockholder-nominated candidates appearing in any annual meeting proxy statement cannot exceed 20% of the number of directors then serving on the Board. If 20% is not a whole number, the maximum number of stockholder-nominated candidates would be the closest whole number below 20%. Based on the current Board size of 10 directors, the maximum number of proxy access

candidates that we would be required to include in our proxy materials for an annual meeting is two. Nominees submitted under the proxy access procedures that are later withdrawn or are included in the proxy materials as Board-nominated candidates will be counted in determining whether the 20% maximum has been reached. If the number of stockholder-nominated candidates exceeds 20%, each nominating stockholder or group of stockholders may select one nominee for inclusion in our proxy materials until the maximum number is reached. The order of selection would be determined by the amount (largest to smallest) of shares of HP common stock held by each nominating stockholder or group of stockholders. The nominating stockholder or group of stockholders also must deliver the information required by our Bylaws, and each nominee must meet the qualifications required by our Bylaws. Requests to include stockholder-nominated candidates in our proxy materials for next year's annual meeting must be received by the Corporate Secretary:

- not earlier than the close of business on November 25, 2018; and
- not later than the close of business on December 25, 2018.

36. How may I obtain a copy of the provisions of our Bylaws regarding stockholder proposals and director nominations?

You may contact the Corporate Secretary at our principal executive offices for a copy of the relevant Bylaws provisions regarding the requirements for making stockholder proposals and nominating director candidates. Our Bylaws also are available on our investor relations website at www.hp.com/investor/home.

37. Who can help answer my questions?

If you have any questions about the annual meeting or how to vote or revoke your proxy, you should contact our proxy solicitor:

Innisfree M&A Incorporated
501 Madison Avenue, 20th Floor
New York, New York 10022
Stockholders: (877) 750-5838 (U.S. and Canada)
(412) 232-3651 (International)
Banks and brokers (call collect):
(212) 750-5833