



ProKidney Corp.
2022 Annual Report



REACT®

REnal Autologous Cell Therapy aims to preserve kidney function and prevent the need for dialysis for those with advanced diabetic chronic kidney disease

Dear Shareholders,

On behalf of the entire ProKidney organization, we would like to thank you for your commitment to our mission as we seek to advance REACT®, our first-of-its-kind **REnal Autologous Cell Therapy**, through clinical development initially for the treatment of advanced diabetic chronic kidney disease (CKD). Based on data reported to date, REACT has demonstrated an ability to preserve kidney function in Phase 1 and Phase 2 clinical studies, and with your support, we have advanced it into Phase 3 registrational studies that we anticipate will form the basis of our potential U.S. and worldwide regulatory submissions.

2022 was a year of consistent execution and remarkable progress for ProKidney. We reached important milestones, both at the organizational level and in the development of REACT. I am extremely proud of all that our team has accomplished thus far. However, I also recognize that we are still relatively early in our journey and have a great deal of work still to do. We continue to advance toward our goal of improving the lives of patients with CKD and see several potential major inflection points on the horizon.

YOUR VOTE IS IMPORTANT. We encourage our shareholders to read the proxy materials and vote your shares as soon as possible. Shareholders may vote via the internet, by telephone or by completing and returning a proxy card.

As always, we are grateful to the entire ProKidney team for its dedication to our mission, the members of our Board for their continued guidance, you – our shareholders – for supporting our efforts to bring REACT to those who need it, nephrologists, interventional radiologists and other clinicians, as well as CKD patients and their families, without whom we could not study REACT’s potential to bring much-needed relief and improve lives.

Thank you,

A handwritten signature in black ink, appearing to read "Tim Bertram", written over a light grey horizontal line.

Tim Bertram, PhD
Chief Executive Officer

[THIS PAGE INTENTIONALLY LEFT BLANK]

UNITED STATES
SECURITIES AND EXCHANGE COMMISSION
Washington, D.C. 20549
FORM 10-K

(Mark One)

ANNUAL REPORT PURSUANT TO SECTION 13 OR 15(d) OF THE SECURITIES EXCHANGE ACT OF 1934

For the fiscal year ended December 31, 2022

OR

TRANSITION REPORT PURSUANT TO SECTION 13 OR 15(d) OF THE SECURITIES EXCHANGE ACT OF 1934 FOR THE TRANSITION PERIOD FROM TO

Commission File Number 001-40560

ProKidney Corp.

(Exact name of Registrant as specified in its Charter)

Cayman Islands
(State or other jurisdiction of
incorporation or organization)
2000 Frontis Plaza Blvd., Suite 250
Winston-Salem, NC
(Address of principal executive offices)

98-1586514
(I.R.S. Employer
Identification No.)

27103
(Zip Code)

Registrant's telephone number, including area code: (336) 999-7028

Securities registered pursuant to Section 12(b) of the Act:

Title of each class	Trading Symbol(s)	Name of each exchange on which registered
Class A ordinary shares, \$0.0001 par value per share	PROK	The Nasdaq Stock Market

Securities registered pursuant to Section 12(g) of the Act: **None**

Indicate by check mark if the Registrant is a well-known seasoned issuer, as defined in Rule 405 of the Securities Act. Yes No

Indicate by check mark if the Registrant is not required to file reports pursuant to Section 13 or 15(d) of the Act. Yes No

Indicate by check mark whether the Registrant: (1) has filed all reports required to be filed by Section 13 or 15(d) of the Securities Exchange Act of 1934 during the preceding 12 months (or for such shorter period that the Registrant was required to file such reports), and (2) has been subject to such filing requirements for the past 90 days. Yes No

Indicate by check mark whether the Registrant has submitted electronically every Interactive Data File required to be submitted pursuant to Rule 405 of Regulation S-T (§232.405 of this chapter) during the preceding 12 months (or for such shorter period that the Registrant was required to submit such files). Yes No

Indicate by check mark whether the registrant is a large accelerated filer, an accelerated filer, a non-accelerated filer, smaller reporting company, or an emerging growth company. See the definitions of "large accelerated filer," "accelerated filer," "smaller reporting company," and "emerging growth company" in Rule 12b-2 of the Exchange Act.

Large accelerated filer	<input type="checkbox"/>	Accelerated filer	<input type="checkbox"/>
Non-accelerated filer	<input checked="" type="checkbox"/>	Smaller reporting company	<input checked="" type="checkbox"/>
Emerging growth company	<input checked="" type="checkbox"/>		

If an emerging growth company, indicate by check mark if the registrant has elected not to use the extended transition period for complying with any new or revised financial accounting standards provided pursuant to Section 13(a) of the Exchange Act.

Indicate by check mark whether the registrant has filed a report on and attestation to its management's assessment of the effectiveness of its internal control over financial reporting under Section 404(b) of the Sarbanes-Oxley Act (15 U.S.C. 7262(b)) by the registered public accounting firm that prepared or issued its audit report.

If securities are registered pursuant to Section 12(b) of the Act, indicate by check mark whether the financial statements of the registrant included in the filing reflect the correction of an error to previously issued financial statements.

Indicate by check mark whether any of those error corrections are restatements that required a recovery analysis of incentive-based compensation received by any of the registrant's executive officers during the relevant recovery period pursuant to §240.10D-1(b).

Indicate by check mark whether the Registrant is a shell company (as defined in Rule 12b-2 of the Exchange Act). Yes No

The aggregate market value of the voting and non-voting common equity held by non-affiliates of the Registrant, based on the closing price of the ordinary shares on The Nasdaq Stock Market on June 30, 2022, was \$248,750,000.

As of March 28, 2023, there were 61,540,231 Class A ordinary shares, par value \$0.0001 per share and 173,381,731 Class B ordinary shares, par value \$0.0001 per share, outstanding.

DOCUMENTS INCORPORATED BY REFERENCE

If the Registrant's Definitive Proxy Statement relating to the 2023 Annual Meeting of Shareholders (the "Proxy Statement") is filed with the Securities and Exchange Commission within 120 days after the end of the fiscal year covered by this Annual Report on Form 10-K, then portions of the Proxy Statement will be incorporated by reference into Part III of this Annual Report on Form 10-K. If the Proxy Statement is not filed within such 120-day period, then the Registrant will file an amendment to this Annual Report within such 120-day period that will contain the information required to be included or incorporated by reference into Part III of this Annual Report.

Auditor Firm Id: 42 Auditor Name: Ernst & Young LLP Auditor Location: Raleigh, North Carolina, United States

[THIS PAGE INTENTIONALLY LEFT BLANK]

Table of Contents

	<u>Page</u>
PART I	
Item 1. Business	4
Item 1A. Risk Factors	39
Item 1B. Unresolved Staff Comments	94
Item 2. Properties	94
Item 3. Legal Proceedings	94
Item 4. Mine Safety Disclosures	95
PART II	
Item 5. Market for Registrant’s Common Equity, Related Stockholder Matters and Issuer Purchases of Equity Securities	96
Item 6. Reserved	96
Item 7. Management’s Discussion and Analysis of Financial Condition and Results of Operations	96
Item 7A. Quantitative and Qualitative Disclosures About Market Risk	104
Item 8. Financial Statements and Supplementary Data	104
Item 9. Changes in and Disagreements With Accountants on Accounting and Financial Disclosure	104
Item 9A. Controls and Procedures	104
Item 9B. Other Information	105
Item 9C. Disclosure Regarding Foreign Jurisdictions That Prevent Inspections	105
PART III	
Item 10. Directors, Executive Officers and Corporate Governance	106
Item 11. Executive Compensation	106
Item 12. Security Ownership of Certain Beneficial Owners and Management and Related Stockholder Matters	106
Item 13. Certain Relationships and Related Transactions, and Director Independence	106
Item 14. Principal Accounting Fees and Services	106
PART IV	
Item 15. Exhibits and Financial Statement Schedules	107
Item 16. Form 10-K Summary	109

[THIS PAGE INTENTIONALLY LEFT BLANK]

In this Annual Report on Form 10-K, the terms “we”, “us”, “our”, the “Company” and “ProKidney” mean ProKidney Corp. (formerly Social Capital Suvretta Holdings Corp. III) and our subsidiaries. On July 11, 2022 (the “Closing Date”), Social Capital Suvretta Holdings Corp. III, an exempted company registered under the laws of the Cayman Islands (“SCS” and after the Business Combination described herein, the “Company”), consummated a business combination (the “Business Combination”) pursuant to the terms of the Business Combination Agreement, dated as of January 18, 2022 (the “Business Combination Agreement”), by and between SCS and ProKidney LP, a limited partnership (“PKLP”). Pursuant to the Business Combination and the other transactions contemplated by the Business Combination Agreement (collectively, the “Transactions”, and such completion, the “Closing”), PKLP became a subsidiary of SCS, and SCS changed its name to ProKidney Corp.

CAUTIONARY NOTE REGARDING FORWARD-LOOKING STATEMENTS

The following discussion and analysis of our financial condition and results of operations should be read in conjunction with our financial statements and related notes that appear elsewhere in this report. In addition to historical financial information, the following discussion contains forward-looking statements that reflect our plans, estimates, assumptions and beliefs. Our actual results could differ materially from those discussed in the forward-looking statements. Factors that could cause or contribute to these differences include those discussed below and elsewhere in this report under “Part I—Item 1A, Risk Factors.” Forward-looking statements include information concerning our possible or assumed future results of operations, business strategies and operations, financing plans, potential growth opportunities, potential market opportunities, potential results of our drug development efforts or trials, and the effects of competition. Forward-looking statements include all statements that are not historical facts and can be identified by terms such as “anticipates,” “believes,” “could,” “seeks,” “estimates,” “expects,” “intends,” “may,” “plans,” “potential,” “predicts,” “projects,” “should,” “will,” “would” or similar expressions and the negatives of those terms. Given these uncertainties, you should not place undue reliance on these forward-looking statements. Also, forward-looking statements represent our management’s plans, estimates, assumptions and beliefs only as of the date of this report. Except as required by law, we assume no obligation to update these forward-looking statements publicly or to update the reasons actual results could differ materially from those anticipated in these forward-looking statements, even if new information becomes available in the future.

Summary of Principal Risk Factors

Our business is subject to a number of risks, including risks that may prevent us from achieving our business objectives or may adversely affect our business, financial condition, results of operations, cash flows, and prospects. These risks are discussed more fully in “Part I – Item 1A, Risk Factors” below and include, but are not limited to, risks related to:

Our Financial Position and Need for Additional Capital

- our ability to achieve or maintain profitability;
- our ability to generate revenue in the absence of any products approved for sale;
- our need for additional capital to continue the development and commercialization of our drug candidates;
- the impact of raising additional capital to our stockholders and the rights of our drug candidates.

Development of Renal Autologous Cell Therapy (“REACT”) and Our Future Product Candidates

- the potential failure of our clinical trials or our inability to receive regulatory approval for our product candidates;
- competition with other products;
- the impact of COVID-19 on our clinical trials;
- the impact of delays in the commencement, enrollment and completion of our clinical trials;
- the potential for preliminary results and the results of early stage trials to not be duplicated in later stage clinical trials;
- the identification of unacceptable serious adverse side effects which are determined to be treatment related;
- the effect of public opinion and regulatory scrutiny of cell-based therapies;
- the impact of using our financial and human resources to pursue a particular research program for our product candidates and failing to capitalize on programs or product candidates that may be more profitable or for which there is a greater likelihood of success;

Manufacturing of REACT and Our Future Product Candidates

- our ability to manufacture REACT or other future product candidates to meet development or commercial needs;
- our ability to effectively maintain and expand our own production capabilities;
- our ability to secure commitments from third-party manufacturers;
- the impact of manufacturing a personalized medicine that is patient-specific;
- the impact of delays in the regulatory approval of the manufacturing process;
- our ability to manage the highly complex supply chain process associated with a personalized cell-based therapy;
- our dependence upon third parties to provide us with a sufficient supply of materials for use in our manufacturing process;
- the impact of any changes made to the formulation or process used in the manufacturing of our products;
- our ability to maintain our manufacturing facility in a state of compliance with global quality standards;

Commercialization of REACT and Our Future Product Candidates

- the acceptance of our product candidates in the market, if approved by the appropriate regulatory agencies;
- our ability to establish sales and marketing capabilities or enter into agreements with third parties to sell and market our product candidates;
- our assumptions of the addressable market for our product candidates may not be correct;
- our ability to obtain approval to commercialize products within different jurisdictions;
- the impact of off-label use of our product candidates;
- competition with other products;
- our ability to obtain coverage or reimbursement for REACT or our other product candidates;
- our ability to obtain adequate pricing for our product candidates from patients and third-party private and public payors in amounts that are sufficient to allow us to achieve profitability;
- the impact of product liability lawsuits;
- our ability to comply with environmental, health, and safety laws and regulations;

Our Reliance on Third Parties

- the professional conduct of third parties we rely on to conduct, supervise and monitor certain of our clinical trials;
- our reliance on third parties to provide materials for our research and development activities;
- our ability to establish and maintain collaborative relationships to further the development of or commercialize our product candidates;

Legal and Regulatory Compliance Matters

- the impact of healthcare laws and regulations on our relationships with healthcare professionals, principal investigators, consultants, customers (actual and potential) and third-party payors;
- the impact of ongoing obligations and continued regulatory review for our drug candidates post-commercialization;
- the impact of healthcare cost containment initiatives;
- the impact of funding of the Food and Drug Administration (the “FDA”), the Securities and Exchange Commission (the “SEC”) and other government agencies;
- the impact of marketing and reimbursement regulations in the European Union and other jurisdictions;
- the impact of global data privacy laws and regulations;
- the impact of legal, political and economic uncertainty relating to our planned international operations;
- the impact of U.S. and foreign trade laws;
- the impact of potential competitive pecuniary interests held by our executive officers, directors, security holders and their respective affiliates;
- the impact of our incorporation under the laws of the Cayman Islands;

Our Intellectual Property

- our ability to continue to protect proprietary rights to our intellectual property;
- the impact of obligations imposed by future license or collaboration arrangements;
- the unauthorized disclosure of our trade secrets or other confidential information;
- the impact of litigation for infringing intellectual property rights or the disclosure of trade secrets of third parties;
- our ability to obtain or maintain necessary intellectual property rights for our product candidates;
- the impact of litigation to protect or enforce our patents or other intellectual property;
- the impact of changes to the patent laws in the United States and other jurisdictions;
- our ability to enforce our intellectual property rights throughout the world;
- our ability to obtain patent term extensions for our product candidates;

Managing Our Business and Operations

- the impact of expanding our operations and managing growth;
- our ability to attract and retain key personnel;
- the impact of our employees, independent contractors, principal investigators, contract research organizations (“CROs”), contract manufacturing organization (“CMOs”), consultants and collaborators in the event that they engage in misconduct or other improper activities;
- the impact of computer system failures, cyber-attacks or a deficiency in our cyber-security or that of our partners;
- the impact of a failure to comply with health and data protection laws and regulations;
- the impact of changes in tax law or policy;
- the impact of becoming subject to taxes in other jurisdictions;
- the impact of being classified as a passive foreign investment company;
- the impact of adverse outcomes resulting from examination of our income or other tax returns;
- the impact of our investors’ substantial influence over our business;
- our exemption from certain corporate governance requirements since we are a “controlled company”;
- the existence of provisions in our governing documents or state law which may delay or prevent our acquisition by a third party;
- our reliance upon our “emerging growth company” and “smaller reporting company” statuses;

Our Organizational Structure

- our ability to maintain limited liability related to our investment in PKLP;
- our intercompany transfer pricing policies or the impact of changes in laws which could increase our effective tax rate or otherwise harm our business;
- our obligation to make payments under the Tax Receivable Agreement (as defined and discussed further below);
- our ability to make distributions from PKLP to satisfy our obligations;
- the impact of the rights of our shareholders as a Cayman Islands exempted company.

PART I

Item 1. Business.

Overview

Prior to July 11, 2022, we were a blank check company registered under the laws of the Cayman Islands and formed for the purpose of effecting a merger, capital stock exchange, asset acquisition, stock purchase, reorganization or similar business combination with one or more businesses. On July 11, 2022, we completed the Business Combination pursuant to the Business Combination Agreement dated January 18, 2022, that we entered into with PKLP. Upon the completion of the Business Combination, we changed our name to “ProKidney Corp.” and the business of PKLP became our business.

We are a clinical-stage biotechnology company with a transformative proprietary cell therapy platform capable of treating multiple chronic kidney diseases using a patient’s own cells isolated from the patient intended for treatment. Our approach seeks to redefine the treatment of chronic kidney disease (“CKD”), shifting the emphasis away from management of kidney failure to the restoration or improvement of kidney function to stop or delay progression of CKD. Our lead product candidate, which we refer to as REACT®, is designed to preserve kidney function in a CKD patient’s diseased kidneys. REACT is a product that includes autologous Selected Renal Cells (“SRCs”) prepared from a patient’s own (autologous) kidney cells. SRCs are formulated into a product for reinjection into the patient’s kidney using a minimally invasive outpatient procedure that might be repeatable, if necessary. Because REACT is a personalized treatment composed of cells prepared from a patient’s own kidney, there is no need for treatment with immunosuppressive therapies that are required during a patient’s lifetime when a patient receives a kidney transplant from another (allogeneic) donor.

Currently available therapies have limited ability to address the root causes of diabetic CKD, and patients continue to decline in kidney function even after receiving standard of care therapy.

We are currently conducting a global Phase 3 development program and multiple Phase 2 clinical trials for REACT in subjects with moderate to severe diabetic kidney disease. We are also conducting a Phase 1 clinical trial for REACT in subjects with congenital anomalies of the kidney and urinary tract (“CAKUT”) for which the last subject visit occurred in January 2023. REACT has been generally well tolerated by subjects with moderate to severe diabetic kidney disease in Phase 1 and 2 clinical testing to date. It has also been shown, based on measurements of iohexol renal clearance, to preserve kidney function in some study subjects. REACT has received Regenerative Medicine Advanced Therapy (“RMAT”) designation from the FDA.

















Our patented technology includes multiple breakthroughs in the manufacturing and medical delivery of cellular therapy products. While it has long been accepted that the body contains cells with regenerative power, our technology enables the preparation of key progenitor cells, or SRCs, made by expanding a patient’s own kidney cells, that can be reinjected into the same patient in an attempt to restore kidney function lost due to chronic diseases. Our process begins when a small biopsy of a patient’s diseased kidney is sent to our current good manufacturing practices (“cGMP”) manufacturing facility. We are able to process cells taken from the biopsy and select specific cells with a regenerative capacity. These selected renal cells, SRCs, are formulated into a personalized product for reinjection into the damaged kidney(s). To date, clinical studies suggest that REACT has the capacity to, for a time, positively impact kidney function as reflected by stabilizing the estimated glomerular filtration rate (“eGFR”) or attenuating the rate of eGFR decline in patients with type 2 diabetic CKD. Other improvements observed with REACT treatment include increased kidney cortical thickness and improved hemoglobin levels; reduced hemoglobin levels are a marker of anemia.

We are initially pursuing the development of REACT for use in moderate to severe CKD patients in the United States with diabetes as the primary cause and may include hypertension as a potential label expansion indication. We estimate that approximately 38-39 million adults, representing approximately 15% of the U.S. adult population, currently suffer from CKD. Chronic Kidney Disease is segmented into five CKD stages, from mild (CKD 1) to severe (CKD5 or kidney failure). With respect to those patients with stage 3 and 4 CKD caused primarily by diabetes, we estimate that approximately 4-5 million patients could be eligible to be treated with REACT.

We currently operate a manufacturing facility that has been designed to comply with FDA and European Medicines Agency (“EMA”) quality standards and to produce REACT treatments from biopsied material. This facility, based in Winston-Salem, North Carolina, in the United States, has a potential capacity sufficient to supply our global Phase 3 program as well as the first stage of a potential commercial launch, should REACT ever receive regulatory approval.

Our Pipeline

We are leveraging our cell therapy technology to develop product candidates designed to stop or delay kidney failure in CKD from diabetes and CAKUT. The following table summarizes our current pipeline:

Lead Platform Programs (Clinical Development)	PRECLINICAL	IND	PHASE 1	PHASE 2	PHASE 3	STATUS
Diabetes Type II – Prevent/Delay CKD 3/4 (20-50 ml/min/1.73m ² , N = 81)				Phase 2  	002	Fully Enrolled
Diabetes Type II – Prevent/Delay CKD 3/4 (20-50 ml/min/1.73m ² , N = 1,200)				Phase 3   	  (006/016)	Ongoing US/ OUS 1H2023
REACT® Diabetic Kidney Disease (DKD)				Phase 2  	003	Trial Completed
Diabetes Repeat Dose Prevent/Delay CKD 3/4 (20-50 ml/min/1.73m ² , N = 50*)				Phase 2    	007	Enrolling
Multi / extended-dosing for previously REACT-treated patients				Phase 1/2   	015	Enrollment 2Q2023
Long term follow-up study for patients previously treated with REACT				Phase 3	008	Enrollment 3Q2023
REACT® Congenital Anomalies of the Kidney and Urinary Tract (CAKUT)				Phase 1	004	Trial Completed

 eGFR 50-20 ml/min/1.73m²  Unilateral injections  Frozen product
 eGFR 20-14 ml/min/1.73m²  Bilateral injection  Re-dosing

PROKIDNEY 

The Renal Autologous Cell Therapy (REACT) injection is an investigational therapy that is a mixture of kidney cells prepared from the participant’s own kidney tissue. The initial kidney tissue is obtained from two small pieces of kidney tissue obtained by a standard kidney biopsy performed by a specially trained physician. From this tissue, certain kidney cells, which are thought to be important for healing the kidney, are grown and multiplied in a highly specialized laboratory facility. After several weeks, when sufficient cells are available, the REACT preparation of cells is sent back to the clinical trial site where it can be re-injected directly into the participant’s own kidneys. It is believed that these selected and prepared cells may help a diseased kidney stabilize or improve over time, and thereby potentially delay the need for dialysis or transplantation by preserving kidney function.

Clinical studies suggest that REACT can impact kidney function positively by stabilizing eGFR, or attenuating the rate of eGFR decline, in type 2 diabetic CKD patients. We have developed a cryopreserved version of REACT that allows for long-term product preservation to be used in our Phase 3 trials of REACT (called REGEN-006 and REGEN-016), our Phase 2 trial of REACT (called REGEN-007) and our Phase 1 trial of REACT (called REGEN-015), treating diabetes patients with CKD. In addition to the cryopreserved formulation of REACT, we used a gelatin-based hydrogel formulation in our Phase 2 trials (called RMCL-002 and REGEN-003) and Phase 1 trial in congenital anomalies of the kidney and urinary tract (“CAKUT”) (called REGEN-004). The cryopreserved version of REACT allows for preparation of 5-10 doses from a single biopsy sample. We have two preclinical programs (called REACT/Gen and REACT/Universal) where we plan to use genetically modified bioactive kidney cell populations to provide regenerative effects to a diseased kidney. The preclinical programs seek to obtain “universal donor” cell populations where gene editing is used to generate novel kidney cell populations that do not generate an immune response.

Our Team and Corporate History

We have an experienced internal research and development team focused on utilizing our deep understanding of kidney disease pathways to discover and develop novel cell-based therapies with a multi-modal mechanism targeting various pathways. Since our founding, we have expanded our team to incorporate additional expertise as needed to pursue our goal of becoming a fully integrated biopharmaceutical company. We have assembled key management team members with expertise in kidney disease, cell therapy, development, regulatory affairs, medical affairs, operations, quality, and manufacturing. Our Chief Executive Officer, Tim Bertram, has more than 38 years of pharmaceutical development expertise and has led innovations in cellular therapeutics for over 18 years. Our Chief Operating Officer, Deepak Jain, Ph.D., has over 36 years of experience in the development of biologics, tissue engineered and cell therapy products.

Our Chief Legal Officer and Corporate Secretary, Todd Girolamo, has more than 30 years’ experience in legal practice and public finance, including 12 years in cell therapy development and 12 years as a series 24, 7 and 63 licensed principal specializing in equity research, sales, and trading of biotechnology, pharmaceuticals and medical technology market sectors. Chief Financial Officer James Coulston has 15 years of biotech financial management experience.

Our technology is being developed based on work that has been conducted for the past 20 years at different institutions. Founder and CEO Tim Bertram noted when he was working on kidney disease therapies that healthy, young patients suffering from acute kidney injury demonstrated the ability to rejuvenate and repair their injured kidneys, while patients with chronic, diabetic CKD demonstrated continued decline in kidney function. Intrigued by this, Dr. Bertram and his team endeavored to isolate the cell types occurring naturally in the kidney that are responsible for repair of kidney function. This work continued through various institutions to become REACT at ProKidney today.

ProKidney LLC, formerly, a wholly owned subsidiary of PKLP (“ProKidney Bermuda”) was formed in December 2018 as a Bermuda limited liability company and was founded by a group of investors in the pharmaceutical industry.

ProKidney (formerly known as RegenMed (Cayman) Ltd. (d/b/a inRegen)) (“ProKidney-KY”) was duly incorporated under the Companies Act (as amended) of the Cayman Islands (the “Cayman Islands Companies Act”) on December 21, 2015, as an exempted company. In 2020, ProKidney-KY’s name was changed from RegenMed (Cayman) Ltd. to ProKidney. ProKidney, LLC (formerly known as Twin City Bio LLC) (“ProKidney-US”) changed its name from Twin City Bio LLC to ProKidney, LLC. ProKidney-US is a Delaware limited liability company formed on December 18, 2015. In January 2019, ProKidney Bermuda acquired all of the equity interests in ProKidney-KY and ProKidney-US.

ProKidney Bermuda acquired the equity interests in ProKidney-KY to develop its renal advanced cell therapy, which has the potential to preserve kidney function in patients with chronic kidney disease or delay or eliminate the need for dialysis and organ transplantation. ProKidney Bermuda acquired ProKidney-US to provide contractual development and manufacturing services to ProKidney-KY, which is ProKidney-US’s only customer.

On August 5, 2021, PKLP was organized as a limited partnership under the Limited Partnerships Act, 1907 of Ireland (the “Irish LP Act”), and, as applicable, the Partnership Act 1890, of Ireland, with ProKidney Bermuda becoming a wholly owned subsidiary of PKLP. In September 2021, ProKidney Bermuda distributed its equity interests in ProKidney-KY and ProKidney-US to PKLP with the effect that ProKidney-KY and ProKidney-US became direct wholly-owned subsidiaries of PKLP. ProKidney Bermuda was dissolved in October of 2022.

References to “ProKidney” or the “Company” generally refer to PKLP after its reorganization and to ProKidney Corp. following the Closing.

Our Strategy

Our goal is to become a fully integrated biopharmaceutical company pioneering treatments for CKD. Key components of our business strategy include the following:

- **Obtain regulatory approval for, and successfully commercialize REACT, initially as a treatment for patients with chronic kidney disease caused by diabetes.** We intend to continue to pursue the clinical development of REACT through a world-wide Phase 3 clinical development program that has been reviewed by both the EMA and the FDA. We activated the first site for our first Phase 3 clinical trial, REGEN-006 (which we also call “proact 1”), in the fourth quarter of 2021 with the first Informed Consent Form signed and the first subject randomized into the trial in the first quarter of 2022. Our second Phase 3 trial, REGEN-016 (which we also call “proact 2”), received regulatory allowance to begin enrollment of patients in Spain during the first quarter of 2023, with additional country allowances and site activations expected throughout 2023. Enrollment for REGEN-016 is anticipated to begin in the second quarter of 2023. A long-term follow-up trial, REGEN-008, is expected to launch in late 2023, for subjects who received REACT as part of our trials.
- **Expand the clinical development of REACT for the treatment of additional indications, including CKD caused by Congenital Anomalies of the Kidney and Urinary Tract and hypertension.** CAKUT is the cause of more than 50% of pediatric cases of kidney failure, with long-term complications of CKD which may progress into adulthood. REGEN-004 was a Phase 1 clinical trial that was designed to assess in five patients the ability of REACT to prevent, stop, or delay the negative effects of CAKUT. We completed the last visit for the last patient in January 2023 and expect to have a clinical study report by the end of the third quarter of 2023. Hypertension related CKD is the second most common cause of CKD in adults. Future trials may address CKD in CAKUT and hypertensive populations.
- **Discover and develop additional product candidates for the treatment of kidney diseases utilizing our cell therapy approach.** Our team has extensive experience in discovery research, deep expertise in kidney disease and a strong record of publication in high-impact peer reviewed journals. While executing on its primary mission to develop and commercialize REACT our team will investigate additional disease pathways associated with kidney disease, identify key targets for intervention and generate product candidates against these targets. We may also in-license from or collaborate with third parties to develop product candidates that we, based on our understanding of kidney diseases and pathways, believe are promising therapeutics.

- ***Maintain and continually refine our sophisticated internal expertise in manufacturing our products.*** We have developed and built a cGMP manufacturing facility in which we manufacture REACT for clinical trials and intend to continue to develop for purposes of the eventual commercial manufacturing process, assuming receipt of necessary regulatory approvals. Our current cGMP manufacturing facility is capable of manufacturing product for our Phase 3 clinical trials and could serve as our commercial launch facility. We anticipate construction of automated manufacturing facilities to meet demand for REACT upon commercialization.

Kidney Disease Overview

CKD is highly prevalent in the United States and European Union. Based on available U.S. data from the 2018 National Health and Nutritional Examination Survey, we expect the aggregate CKD population in the United States and European Union to reach approximately 74.4 million in 2020, approximately 82.2 million in 2030 and approximately 90.9 million in 2040. The most common causes of CKD among adults are diabetes, hypertension, and glomerular disease, and in the pediatric population, CAKUT. In the United States, it is believed that approximately 18 million patients per year suffer from stage 3 or 4 CKD.

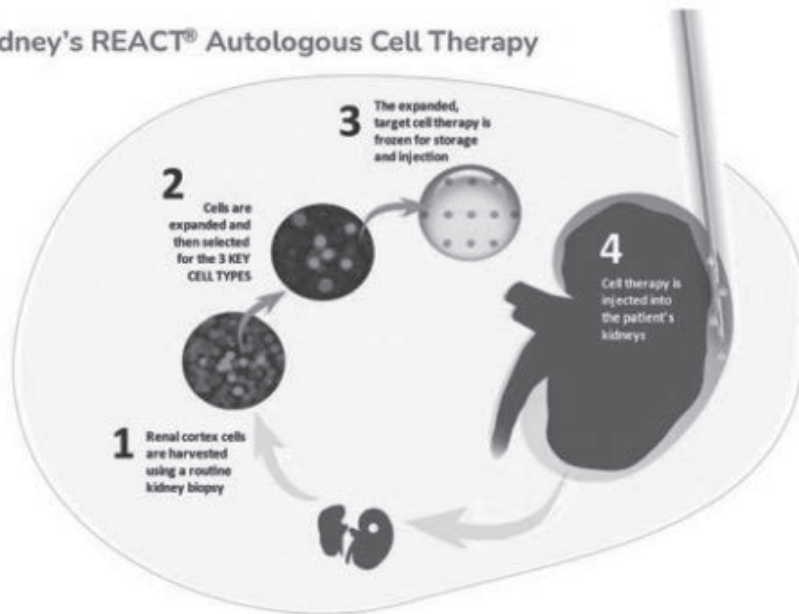
Our Approach: Working to Restore Kidney Function through Autologous Cell Therapy

Autologous cell therapy refers to the prevention or treatment of human disease by the administration of a person's own cells that have been selected, multiplied and formulated for delivery outside the body. We believe that our technology has the potential to restore kidney function by using a patient's own SRCs to restore natural healing processes. By contrast, organ transplantation from other donors, or allogeneic transplants, can be associated with surgical complications, organ rejection and failure. Further, organ transplantation patients live with the adverse effects of immunosuppressive therapies and ongoing therapeutic maintenance that are required in order to reduce the risk of rejection of transplanted organs.

Preparing the personalized renal autologous cell therapy (REACT) begins when a small biopsy of the diseased kidney is sent to our laboratory. We are able to identify the patient's own healthy progenitor cells and formulate them into a personalized product that can be re-injected into the damaged kidney for repair and restoration of function. Due to one severe bleed that occurred during an early REACT injection procedure, we changed to a noncutting needle design for the REACT procedure. Based on preclinical studies, when the manufactured REACT product is injected into the diseased kidney, the product's progenitor cells rapidly distribute throughout the kidney and integrate into the damaged nephrons and interstitium. To date, clinical studies suggest that treatment with REACT in patients with type 2 diabetes and CKD may positively impact kidney function by stabilizing eGFR or attenuating the rate of eGFR decline. Other improvements observed with preclinical and clinical REACT treatment include metabolic, as well as filtration benefits, stabilization and/or reduction in UACR, increased kidney cortical thickness, and improved hemoglobin levels, improvements in calcium phosphate and vitamin D3.

REACT is an autologous homologous cell admixture made from expanded autologous SRCs, obtained from each individual subject's kidney biopsy tissue. To manufacture REACT, biopsy tissue from each enrolled subject is sent to ProKidney's facilities where the kidney cells are expanded and SRCs selected. SRCs are formulated into a cryopreserved product at a concentration of approximately 100×10^6 cells/mL and shipped frozen to the clinical site.

ProKidney's REACT® Autologous Cell Therapy



Mechanism of Action of REACT

Engraftment of SRCs is believed to provide the molecular and mechanistic basis for activation of endogenous renal repair mechanisms that are still active in the chronically diseased kidney. Non-clinical studies in multiple animal models of CKD have demonstrated that SRCs injected directly into the kidney cortex were capable of effecting a regenerative response in multiple locations of the nephron through direct engraftment or tissue replacement and through a putative paracrine mechanism involving the effect of secreted factors. In animal models of CKD, treatment with SRCs preserved kidney function, reduced proteinuria and provided a significant survival benefit. Additionally, there is evidence both from preclinical models and early findings from clinical studies that demonstrate that injected SRCs may augment other important kidney functions related to bone and mineral metabolism and hematopoiesis. Observations supporting this include trends toward decreasing phosphorus and increasing hemoglobin levels. In animal models of CKD, SRCs have been shown to minimize the development of osteoclastic bone resorption, which is characteristically due to secondary hyperparathyroidism, and improve cellularity in marrow related to red blood cell production.

Our Product Candidates

REACT is currently in a Phase 3 development program, as well as ongoing Phase 2 clinical trials, for the treatment of moderate to severe diabetic kidney disease and a Phase 1 clinical trial for REACT in patients with CAKUT. These trials are being, or will be conducted, at over 150 clinical sites throughout the United States, Europe, Asia and Latin America. REACT has been generally well tolerated in clinical trials to date involving patients with moderate to severe diabetic kidney disease. For example, in the RMCL-002 Phase 2 clinical trial, the interim analysis as of September 2021 demonstrates there is a statistically significant improvement in a measurement of kidney function, referred to as eGFR, between treatment arms in the trial, measured at six months after the second injection of REACT (p-value=0.03), nine months after the second injection of REACT (p-value=0.018), and 12 months after the second injection of REACT (p-value=0.02).

The ongoing clinical development program utilizes a percutaneous injection method into the kidney that is conducted using conscious sedation in an outpatient same-day procedure. As of December 31, 2022, over 200 patients were enrolled in our clinical trials and had received a first injection of REACT with more than 120 patients having received a second injection. The procedure appears to be generally well tolerated with the most commonly observed procedure related events including nausea, vomiting, fever, and hematuria with biopsy. In the RMCL-002 trial, which used a different formulation of the REACT product and a different procedure than that presently used in our Phase 3 trials, one participant experienced serious adverse events that included scarring or fibrosis and a decrease in kidney function. A second participant experienced decreased kidney blood flow observed on contrast-enhanced computerized tomography (“CT”) imaging and a decrease in kidney function. Serious adverse events, including injection-related pain, kidney-related events such as hematoma, renal vascular events, eGFR decline and acute kidney injury, have also been reported. Other serious adverse events, including acute myocardial infarction, acute respiratory failure, end stage renal disease, and coronary artery disease have been reported and are generally associated with the co-morbidities of patients with Type 2 diabetes. We cannot assure that the improvements in eGFR that we have observed in the March 2022 interim analysis of our RMCL-002 Phase 2 clinical trial will be observed in any future clinical trials. Likewise, promising results in interim analyses or other preliminary analyses may not ensure that the clinical trial as a whole will be successful.

Background and Unmet Need

Chronic Kidney Disease (CKD)

CKD is characterized by progressive disease that, without therapeutic intervention, will worsen until the subject reaches end-stage renal disease (“ESRD”). CKD patients suffer from reduced kidney function, demonstrated by decreased eGFR, or evidence of kidney damage, such as increased excretion of urinary albumin as shown in physician office laboratory testing. The global prevalence of CKD is estimated at 10% with ranges of 8-16% in various high populations. CKD is associated with considerable morbidity, such as diabetes mellitus, and is often accompanied by adverse outcomes due to underlying disease states and/or risk factors such as renovascular disease, hypertension and diabetes, causing an increased risk of mortality. Ninety-seven percent of patients with moderate to severe CKD have asymptomatic disease, but even this stage of CKD is associated with a two-to four-fold rise in cardiovascular disease risk, along with a significant increase in all-cause mortality. Only a small proportion of CKD patients progress to ESRD (i.e., Stage 5 disease), but the increasing life expectancy of humans has led to growing numbers of patients with chronic diseases and end-stage organ failure. Even with costly treatments, subjects with ESRD experience substantial morbidity and mortality. To survive, ESRD subjects require renal replacement therapy with peritoneal dialysis, hemodialysis or kidney transplantation. Preventing or delaying the onset of adverse outcomes of CKD via early intervention is the primary strategy for CKD management. Nevertheless, early treatments have been less than optimal, resulting in a significant unmet medical need for improved interventional strategies to manage CKD and delay the regression to ESRD.

The major causes of CKD in adults are diabetes and hypertension. Nearly half of all CKD cases arise from diabetes, with or without hypertension. The incidence of CKD continues to increase, primarily due to the increased worldwide incidence of type 2 diabetes and metabolic syndrome. Staging and grading of kidney function are most often quantified by estimated glomerular filtration rate (or eGFR), which is defined as the volume of plasma from which a given substance is completely cleared by glomerular filtration per unit time. KDIGO 2012 Clinical Practice Guideline for the Evaluation and Management of Chronic Kidney Disease provided guidelines intended to aid general practitioners and nephrologists in the evaluation, classification, and management of CKD in both adults and children. As set forth below, Figure 1 categorizes the risk of ESRD from “low” to “very high” based on both eGFR measurements, ranging from >90 mL/min/1.73m² to <30 mL/min/1.73m², and albuminuria classifications ranging from <30 mg/g to >300 mg/g. When the kidneys cease to function entirely, which constitutes ESRD, renal replacement therapy in the form of dialysis or transplantation is generally required.

Summary of Classification Estimates for CKD

**CURRENT CHRONIC KIDNEY DISEASE (CKD) NOMENCLATURE
USED BY KDIGO**

CKD is defined as abnormalities of kidney structure or function, present for >3 months, with implications for health. CKD is classified based on Cause, GFR category (G1-G5), and Albuminuria category (A1-A3), abbreviated as CGA.

Prognosis of CKD by GFR and albuminuria category

Prognosis of CKD by GFR and albuminuria categories: KDIGO 2012				Persistent albuminuria categories Description and range		
				A1	A2	A3
				Normal to mildly increased <30 mg/g <3 mg/mmol	Moderately increased 30-300 mg/g 3-30 mg/mmol	Severely increased >300 mg/g >30 mg/mmol
GFR categories (mL/min per 1.73 m ²) Description and range	G1	Normal or high	≥90			
	G2	Mildly decreased	60-89			
	G3a	Mildly to moderately decreased	45-59			
	G3b	Moderately to severely decreased	30-44			
	G4	Severely decreased	15-29			
	G5	Kidney failure	<15			

Green, low risk (if no other markers of kidney disease, no CKD); yellow, moderately increased risk; orange, high risk; red, very high risk.

All-cause mortality rates were shown to increase progressively as GFR declined. Populations defined as having an eGFR <60 mL/min/1.73m² consistently exhibited a higher mortality rate than comparator groups where there was no evidence of CKD.

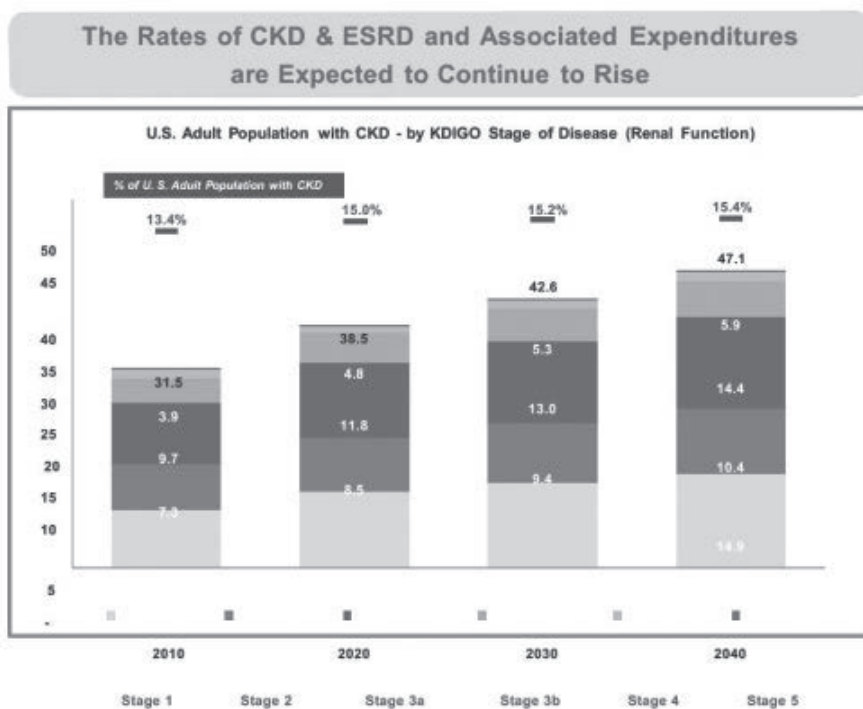
Treatment of patients with CKD is focused on slowing progression and preparing for kidney failure or replacement. For many patients, CKD occurs as part of a complex comorbidity cluster including cardiovascular disease and type 2 diabetes.

Increased risk of cardiovascular disease can be a complication of CKD or an independent comorbidity associated with type 2 diabetes. The goals in the treatment of CKD are to lower cardiovascular risk and prevent or slow the progression of kidney failure

via administration of angiotensin converting enzyme inhibitors and/or angiotensin receptor blockers to decrease proteinuria and control hypertension, insulin and anti-diabetic agents for glycemic control (e.g., reduced serum hemoglobin A1c), and statin therapy to counter dyslipidemia.

When a patient reaches ESRD, renal replacement therapy in the form of kidney dialysis or transplantation is generally required. The vast majority of Stage 5 CKD patients in the United States and certain other developed countries receive hemodialysis. Dialysis replaces about 5-15% of kidney function, depending on the intensity and frequency of use; dialysis also helps to restore fluid and electrolyte balance when kidneys fail. However, the life expectancy of an ESRD patient initiating hemodialysis is < 10 years. Additionally, hemodialysis has been associated with multiple, serious complications as well as interference with quality of life, due to the need for frequent dialysis and vascular access maintenance. Although kidney transplantation remains the most effective form of therapy for CKD currently, there is a chronic shortage of organs. If a patient can secure a kidney for transplantation, long-term immunosuppressive therapy is required to prevent rejection. Use of these regimens results in a higher incidence of infection and, over the long term, some types of cancer. And while xenotransplantation might be a promising alternative approach in the future to bridge the gap between the supply and demand of human organs, tissues, and cells, immunological barriers are limiting factors in clinical xenotransplantation at the current time.

While patients continue to lose kidney function on existing therapies, the cost of CKD treatment is high and the rates of CKD and ESRD, along with the associated expenditures, are expected to continue to rise. As a major source of healthcare expenditure in the United States, the Medicare spend on beneficiaries with CKD is approximately \$80 billion. Medicare spend on beneficiaries with ESRD can reach an additional \$50 billion, with an estimated \$93,000 Medicare annual cost per patient for dialysis. Additionally, the estimated ESRD cost per patient with commercial insurance, assuming a five-year dialysis period, is up to \$2 million.



* Based on ProKidney management estimates and analysis

Clinical Development

Our completed clinical trials and currently ongoing clinical trials of REACT are summarized below; the name of the product candidate tested in the trials was changed from Neo-Kidney Augment (“NKA”) to REACT after completion of some of the trials.

The summary below also includes interim results which are based on a preliminary analysis of then- available data, and the results and related findings and conclusions are subject to change following a more comprehensive review of the data related to the particular trial. In particular, we have announced interim results from our ongoing RMCL-002 Phase 2 clinical trial. We expect that final results from our completed REGEN-003 Phase 2 clinical trial and REGEN-004 Phase 1 clinical trial will be available in late 2023. We also plan to evaluate interim results from our ongoing REGEN-006 Phase 3 clinical trial in early 2025 and REGEN-016 Phase 3 clinical trial in late 2025. Interim results from clinical trials that we may complete are not necessarily indicative of

results from future data and are subject to the risk that one or more of the clinical outcomes may materially change as patient enrollment continues and more patient data become available. Preliminary or topline results also remain subject to audit and verification procedures that may result in the final data being materially different from the preliminary data we previously published. As a result, interim and preliminary data should be viewed with caution until the final data are available.

Diabetic Kidney Disease (DKD)

Phase 1 Clinical Development (TNG-CL010 and TNG-CL011)

TNG-CL010 was an open-label safety and delivery optimization study of REACT (formerly known as NKA) in subjects with CKD conducted in Sweden. TNG-CL010 commenced in April 2013 and completed in December 2014. TNG-CL011 was also an open-label safety and delivery optimization study of REACT in subjects with type 2 diabetes and CKD conducted in the United States. TNG-CL011 commenced with first subject enrolled in February 2014 and completed in December 2014.

The primary objective of these trials was to assess the safety and delivery of REACT injected into one kidney. Six subjects from Sweden (TNG-CL010) and one from the United States with Diabetes Type 2 CKD, ranging in age from 53-70 years, eGFR levels between 19-34 (average 25 +/- 2, Cystatin C) and iohexol clearance of 15-39, average 26 +/- 3, were enrolled. One subject with Type 2 DKD was enrolled in TNG-CL011.

The results from the Phase 1 trials indicated that REACT was well tolerated when administered to the kidney, with no adverse events from the autologous SRCs. When the decline of kidney function pre-and post- injection were compared, the subjects receiving REACT in this Phase 1 trial had an imputed delay in dialysis of approximately 1.5 years beyond the standard of care due to a reduced rate of reduction in eGFR from pre-injection baseline. Cortical thickness increased in the injected kidney from an average of 14 mm at time of injection to approximately 16 mm after one year. Kidney function was preserved following the REACT injection by iohexol clearance and based on the subjects' ACRs. Subjects with a baseline anemia (n = 3 of 7) showed improved hemoglobin levels after REACT injection, and the remaining subjects maintained normal levels during the study. Antihypertensive medication was reduced in three of six subjects during the first six months following injection with REACT.

The data from TNG-CL011 were accepted by FDA as part of a clinical data package submitted to progress to Phase 2.

Phase 2 Clinical Development (RMCL-001, RMCL-002, REGEN-003, and REGEN-007)

RMCL-001:

RMCL-001 was a Phase 2, open-label safety and efficacy study of REACT in subjects with type 2 diabetes and CKD. The study commenced in May 2016 and was ended in May 2017.

The primary objective of this study was to assess the safety and efficacy of a second REACT injection using a minimally invasive percutaneous procedure that was done under conscious sedation as a same-day outpatient procedure. A single subject with an eGFR of 14ml/min/1.73m² was enrolled from the Phase 1 study (TNG-CL011) described above. The second dose of REACT was manufactured from cryopreserved kidney cells obtained from the Phase 1 kidney biopsy. The subject was administered a dose of 3x10⁶ cells/g-KWest. The subject's eGFR increased to approximately 20 ml/min/1.73m² for a period of eight months, after which the subject experienced a precipitous drop in kidney function and began hemodialysis. The study was terminated by the sponsor of the clinical trial after this subject went onto dialysis and resources diverted to study RMCL-002.

RMCL-002:

RMCL-002 is an ongoing Phase 2, prospective, randomized, double-arm, deferred treatment, open-label, repeat dose, safety and efficacy study of REACT in subjects with type 2 diabetes and CKD. The first subject was enrolled in this study in February 2017, and subjects are now undergoing follow-up.

The primary objective of this study is to assess the safety and efficacy of up to two REACT injections given six months (up to four weeks after target date) apart in Type 2 Diabetic Disease patients with eGFRs between 20 and 50 ml/min/1.73m², with both doses delivered into the biopsied kidney using an outpatient, minimally invasive, percutaneous approach under conscious sedation in less than 90 minutes. Patients received two doses of REACT of 3x10⁶ cells/g-KWest.

Patients were randomized (1:1) to the active treatment group and the deferred treatment group (i.e., the control group) following kidney biopsy. Subjects in the active treatment group receive their first REACT injection as soon as the REACT product is manufactured and shipped to the clinical site. After six months (up to four weeks after target date), a second injection was given, as appropriate. In contrast, subjects in the deferred treatment group will undergo a 12-month period of observation after kidney biopsy. The deferred treatment group allows assessment of the rate of change in kidney function and co-morbidities in a nonexposed group compared to the active treated arm. During this time, they received contemporaneous, standard-of-care therapy for CKD while undergoing follow-up evaluations every three months, similar to subjects in the active treatment group. After 12 months, subjects from the deferred treatment group received a series of up to two REACT injections given six months (+/- four

weeks of the target date) apart, as appropriate. Consequently, the study design includes a randomized control group receiving standard-of-care treatment for the first 12 months and a randomized, active treatment group receiving up to two REACT injections and follow-up evaluations during the same period of time. In addition, each subject's baseline rate of kidney decline, based on adequate historical and clinical data obtained 18 months prior to REACT injection, will serve as a comparator for monitoring the rate of progression of kidney insufficiency over time.

The aggregate number of subjects enrolled for the Phase 2 clinical trial was 83. Upon withdrawal and/or replacement of 2 subjects, 81 subjects were enrolled as of December 2020, of which 41 subjects were enrolled into the active treatment group and 42 subjects were enrolled into the deferred treatment group. As of December 31, 2022, 39 subjects enrolled in the active group had received their first injection, and 34 received their second. No further injections will occur in the active group. Thirty-four subjects in the deferred group have crossed over into the active group, with 34 subjects having received their first injection and 26 having received their second injection as of December 31, 2022.

The rate of progression of kidney function for the active treatment group, assessed via pre-randomized serial measurements of eGFR over 24 months after the last REACT injection, will be compared against that of the deferred treatment group. In addition, each subject's baseline rate of eGFR decline, derived from historical and clinical data, will be compared against the individual subject's rate of eGFR decline through 24 months following the final REACT injection. The rate of progression of kidney function of subjects, if any, who received a single REACT injection may be compared against that of subjects who received two REACT injections. Patients will be followed for 24 months after their last REACT injection in part 1 of the trial. An open label extension portion of the study (part 2) was added in February 2021 to follow all subjects for an additional 3 years. Visits will be conducted at 3-month intervals to give a total of 5 years (part 1 + part 2) of follow-up after the last REACT injection.

Subjects in this trial will complete the Kidney Disease Quality of Life ("KDQOL") survey, which is a subjective kidney-specific measure of health-related quality of life, and the EQ-5D-5L survey, which is a health-related quality of life questionnaire. Scores from the active treatment group will be compared against scores from the deferred treatment group. Subjects from the deferred treatment group will comprise the control group for the analysis of KDQOL scores. In addition, each subject's baseline score will be compared against his or her KDQOL scores obtained over the 24-month period after the last REACT injection. KDQOL scores from subjects who received a single REACT injection may be compared against scores from subjects who received two injections.

Results as of the March 2022 interim analysis demonstrate that kidney function has been preserved in the subjects who have received a full course (2 injections) of REACT and has steadily declined in the deferred treatment group. The overall mean total slope for the active treatment group is a positive (+5.0 ml/min/1.73m²/year), whereas the overall mean total slope for the deferred treatment group is a decline (-3.9ml/min/1.73m²/year). This shows an effect difference of +8.9 ml/min/1.73m²/year in annualized change in kidney function between the active treatment group and the deferred treatment group. Each slope is calculated using a simple linear regression between the average eGFR measurements on the first injection day and three, six, nine and 12 months following the last injection day, where the averages are assumed to be equally spaced.

The interim analysis as of March 2022 demonstrates there is a statistically significant difference in the average eGFR between treatment arms (subjects who received a full course of REACT compared to the standard of care) at six months post 2nd injection (p-value=0.032), nine months post second injection (p-value=0.02) and 12 months post second injection (p-value=0.02). The kidney biopsy and REACT injections are conducted as outpatient procedures and have been generally well tolerated by patients. In the RMCL-002 trial, which used a different formulation of the REACT product and a different procedure than that presently used in our Phase 3 trials, one participant experienced serious adverse events that included scarring or fibrosis and a decrease in kidney function. A second participant experienced decreased kidney blood flow observed on contrast-enhanced computerized tomography ("CT") imaging and a decrease in kidney function. As of March 2023, serious renal-linked adverse events were observed in 4 of 83 participants in the RMCL-002 trial and included hematoma, acute kidney injury, blood transfusion, CKD progression, renal vascular event, cortical scarring, and pain. Other adverse events reported have been commonly associated with the co-morbidities of Type 2 diabetes and similar to those seen in other small molecule CKD trials.

We have dosed all deferred subjects in 2022 and are on track to obtain additional interim data and complete all follow-up visits for all active subjects in the fourth quarter of 2023. We also plan to complete all follow-up visits for deferred subjects by early 2024 and deliver the clinical study report by early 2025. Results from interim data may not be indicative of results from future data.

REGEN-003:

REGEN-003 is a Phase 2, prospective open-label, single-arm, safety and tolerability study of REACT in subjects with type 2 diabetes and CKD, specifically those with high-risk late Stage 4 DKD. This study commenced in March 2018, at which time the first subject was enrolled. The early results were published online in January 2023 in the *Journal of Blood Purification* in a manuscript entitled, "Renal Autologous Cell Therapy (REACT) in Type 2 Diabetes with Late Stage 4 Diabetes-Related Chronic Kidney Disease: Trial Design and Early Analysis" (DOI: doi.org/10.1159/000527582).

The primary objective of this study is to assess the safety and efficacy of up to two REACT injections given six months (up to four weeks after target date) apart in Type 2 Diabetic Kidney Disease patients with eGFRs between 14 and 20 ml/min/1.73m² and delivered into the biopsied kidney using a minimally invasive percutaneous approach that can be delivered under conscious sedation in less than 90 minutes. Subjects have an eGFR of between 14—20 ml/min/1.73m². Subjects receive up to two doses of REACT of 3x10⁶ cells/g-KWest.

This study enrolled a total of ten adults (5 men and 5 women) with CKD resulting from type 2 DKD (kidney function measured by eGFR of 14-20 ml/min/1.73 m²). Following a percutaneous kidney biopsy and ex vivo expansion of Selected Renal Cells (SRCs) that form REACT, the REACT product was injected into the cortex of the biopsied kidney with CT image guidance. Nine participants received two doses of the REACT product at 6-month intervals; one participant received only one injection. A 6-month observation pre-trial was required to establish patients' "own" baseline and rate of DKD progression. As of March 2023, there were no cell product-related serious adverse events reported. Serious renal-linked adverse events related to the REACT procedure were reported in three participants, including acute kidney injury, CKD progression, renal arteriovenous fistula and hematomas which required observation without transfusion or angiographic interventions. At the time of this analysis, dialysis was delayed a mean of 16 months (range 6-28 months). At 15 months, two patients (20%) had preservation of their kidney function and had not advanced to renal replacement therapy. One patient died due to complications related to COVID, and an additional subject died due to a myocardial infarction approximately 18 months after enrollment. The results from this study suggest that REACT has the potential to delay dialysis in high-risk Stage 4 and Stage 5 DKD patients.

REGEN-007:

REGEN-007 is an ongoing Phase 2, prospective, randomized, open-label, repeat dose, double-arm, controlled safety and efficacy study of REACT in subjects with type 1 or 2 diabetes and CKD.

The primary objective of this study is to assess the safety and efficacy of up to two REACT injections given three months apart (up to 60 days after target date) in Type 1 and 2 Diabetic Kidney Disease with eGFRs between 20 and 50 ml/min/1.73m² and delivered into biopsied and non-biopsied contralateral kidneys using a minimally invasive percutaneous approach, as compared to a single REACT injection followed by monitoring and a potential second injection delivered into the non-biopsied contralateral kidney using a minimally invasive percutaneous approach triggered by a 20% decrease in eGFR and/or a 30% increase in urinary albumin-to-creatinine ratio ("UACR"), that is delivered within 60 days of trigger being met. In previous Phase 2 studies, we injected REACT into the same kidney twice. Based on a generally favorable safety profile observed in previous studies, we are now proceeding with the injection of REACT into both kidneys in REGEN-007, which we expect will result in increased therapeutic effect as compared to injecting a single kidney, as the systemic effects of Type-2 diabetes mellitus impact both kidneys. By injecting both kidneys, patients have maximal exposure to REACT cells, with the potential to impact a greater proportion of kidney mass. Further, the number of glomeruli (the filtering units of the kidney) that are amenable to regenerative therapy is effectively doubled when injecting both kidneys, thereby allowing both kidneys to initiate healing and repair to improve function. The main goal of REGEN-007 is to evaluate whether REACT injections in both kidneys as opposed to two injections in the same kidney will: (a) increase the improvement of kidney function over and above the mean eGFR improvement observed in REGEN-002, or (b) increase the number of patients in which kidney function is preserved as compared to the number of patients in which this was observed in REGEN-002.

Subjects will receive up to two doses of REACT of 3x10⁶ cells/g-KWest. The study will enroll subjects between the ages of 30 and 80 with an eGFR >20 and ≤50 mL/min/1.73m². Subjects will be randomized (1:1) before kidney biopsy into two cohorts. Cohort 1 will receive the two REACT injections three months apart. Cohort 2 will receive the first REACT injection, and a trigger, as described below, must be met to qualify for the second REACT injection more than three months after the first dose. This will allow a comparison of the effects of a specified amount of time between dosing, as compared to a biologic trigger between dosing.

Each of the subjects in cohort 1 will receive the first REACT injection as soon as the REACT product is manufactured and shipped to the clinical site. After three months, subjects will receive a second injection, as appropriate. Subjects in cohort 2 will also receive one REACT injection as soon as the REACT product is manufactured and shipped to the clinical site. For cohort 2, a second REACT injection will only be administered if a subject meets one or more clinical surrogate marker criteria. The second REACT injection will be administered to subjects in cohort 2 no less than three months after the first injection, within 30 days (up to four weeks after target date) of meeting the re-dose trigger. The re-dose triggers include (1) a 30-day sustained decline in eGFR by at least 20% from baseline and (2) an increase in the baseline UACR of at least 30% greater than 30mg/gram, measured 30 days after the baseline measurement is taken. For all subjects who receive a second injection, the second injection will be administered in the non-biopsied contralateral kidney.

During this time, subjects in cohort 2 will receive contemporaneous, standard-of-care therapy for CKD while undergoing follow-up evaluations at one, 14 (up to 7 days after target date) and 28 days (up to 7 days after target date) following the first injection, and then at three months (up to 10 days after target date) following the first injection, similar to subjects in cohort 1. All subjects will continue with long-term follow-up visits at three-month intervals for a period of 18 months following the last injection. In addition, each subject's baseline rate of kidney decline, based on adequate historical, clinical data obtained 24 months

prior to the first REACT injection, will serve as a comparator for monitoring the rate of progression of renal insufficiency over time. The primary efficacy endpoint of REGEN-007 is improvement in the rate of kidney function decline as indicated by the change from pre-injection baseline value in total (acute + chronic) slope of eGFR over 18 months. The primary safety endpoint is treatment-emergent adverse events through 18 months following the last REACT injection. REGEN-007 is an unblinded study in which cohort 1 patients will receive the same treatment regimen as the patients in our Phase 3 program that are randomized to the active arms.

We believe that REGEN-007 may provide some insights regarding the magnitude of clinical benefit that could be observed in our Phase 3 program.

We commenced enrollment for REGEN-007 in the third quarter of 2021 and expanded target enrollment from 30 to up to 50 subjects as a result of strong investigator interest. As of December 31, 2022, 35 subjects were enrolled with 18 subjects randomized to cohort 1 and 17 subjects randomized to cohort 2. As of that date, 13 subjects in cohort 1 had received their first dose of REACT, seven of whom received a second dose into the contralateral kidney, and 12 subjects in cohort 2 received their first dose of REACT, with one subject having met a re-dose trigger receiving a second injection in the contralateral kidney. As of March 2023, serious renal-linked adverse events related to the REACT procedure were observed in 4 out of 39 participants, including hematomas, transfusion, acute kidney injury, and hematuria with the biopsy.

We anticipate reporting interim data from this study from a limited number of patients in the second half of 2023.

Phase 3 Clinical Development: proact 1 and proact 2 (REGEN-006 and REGEN-016):

We applied for RMAT designation for REACT, which was granted by the FDA on October 28, 2021. As contemplated by the RMAT designation and as directed by the FDA, we requested a comprehensive, multidisciplinary Type B meeting with the FDA to review the status of preclinical and clinical development and manufacturing of REACT, and to discuss the planned clinical program intended to support approval of the product candidate. The FDA provided detailed written responses to our questions included in the meeting request, and the Type B meeting was held in March 2022. As a result of that meeting, we made some modifications to the Phase 3 trial designs and endpoints, including the following:

- increased the planned sample size from 500 to 600 subjects in both REGEN-006 and REGEN-016;
- removed the increase in UACR of at least 30% and of at least 30 mg/g, using the random urine microalbumin/urine creatinine ratio sustained for 90 days, from the primary composite endpoint for both REGEN-006 and REGEN-016;
- added a sham control arm and single blind component to the design of REGEN-016 and composite time-to-event composed of:
 - at least 40% reduction in eGFR, using the 2009 CKD-EPI serum creatinine equation, sustained for 30 days;
 - eGFR <15 mL/min/1.73m² using the 2009 CKD-EPI serum creatinine equation, sustained for 30 days and/or chronic dialysis, and/or renal transplant; or
 - renal or cardiovascular death.

We will continue to advance the USA clinical development program with the benefit of enhanced clarity as to the FDA's expectations and requirements for a registrational program, including the design of the trials needed for approval, manufacturing assays, and comparability studies, as set forth below.

REGEN-006/proact 1 trial:

REGEN-006 (proact 1) is a Phase 3, randomized, single-blinded, bi-lateral kidney dose, sham control arm, controlled efficacy study of REACT in subjects with type 2 diabetes and CKD Stages 3a-4 with moderate to severe albuminuria. Albuminuria refers to the presence of an excess of the protein albumin in urine, which is a sign of kidney disease. This study will be conducted in clinical centers in the United States, Canada, Australia, Israel, Mexico, Taiwan and the United Kingdom.

The primary objective of this study is to assess the efficacy of up to two REACT injections given three months apart and delivered into biopsied and non-biopsied contralateral kidneys using a minimally invasive percutaneous approach. The total planned enrollment is 600 subjects. Subjects in the treatment group will receive two doses of REACT of 3x10⁶ cells/g-KWest. The study will enroll subjects between the ages of 30 and 80 years of age with an eGFR ≥ 20 and ≤ 50 mL/min/1.73m².

The primary composite endpoint is the time from first injection to the earliest of:

- at least 40% reduction in eGFR, using the 2009 CKD-EPI serum creatinine equation, sustained for 30 days;
- eGFR <15 mL/min/1.73m² using the 2009 CKD-EPI serum creatinine equation, sustained for 30 days and/or chronic dialysis, and/or renal transplant; or
- renal or cardiovascular death.

Subjects will be randomized (1:1) to the treatment group and the "masked" sham control group prior to kidney biopsy.

Each of the subjects in the treatment group will receive the first REACT injection 12 weeks following kidney biopsy. After three months, a second injection will be given, as appropriate, into the contralateral kidney. In contrast, subjects in the control group will receive two sham injections, the first of which will be administered 12 weeks following sham biopsy, and the second of which will be administered three months after the first sham injection. During this time, subjects in the control (sham) group will receive contemporaneous, standard-of-care therapy for CKD while undergoing follow-up evaluations at one, 14 and 28 days (+7 days) following the first injection, and then at three months (+10 days) following the first injection, similar to subjects in the treatment group. All subjects will continue in the study until the global trial end date is announced and an end of study visit is completed.

Subjects will complete the KDQOL and EQ-5D-5L surveys. Scores from the treatment group will be compared against scores from the control group. In addition, each subject's baseline score will be compared against his or her KDQOL scores obtained over the 24-month period after the last REACT injection. Additionally, KDQOL scores from subjects who received a single REACT injection may be compared against scores from subjects who received two injections.

This study began enrollment in the first quarter of 2022. As of December 31, 2022, 88 subjects had signed informed consent forms, with 38 subjects randomized in the US and Canada. Enrollment in Australia, Mexico, the UK and Taiwan is expected to begin in 2023.

Initial interim data is expected at the end of 2024. Results from interim data may not be indicative of results from future data.

REGEN-016/proact 2:

REGEN-016 (proact 2) is a planned Phase 3, randomized, single-blinded, sham control arm, bi-lateral kidney dose, controlled efficacy study of REACT in subjects with type 2 diabetes and CKD Stages 3a-4 with moderate to severe albuminuria. This study will be implemented in clinical centers in Europe, Latin America, and Asia-Pacific and some United States centers.

The primary objective of this study is to assess the efficacy of up to two REACT injections given three months apart and delivered into biopsied and non-biopsied contralateral kidneys using a minimally invasive percutaneous approach. The total planned enrollment is 600 subjects. Subjects in the treatment group will receive two doses of REACT of 3×10^6 cells/g-KWest. The study will enroll subjects between the ages of 30 and 80 years of age with an $eGFR \geq 20$ and ≤ 50 mL/min/1.73m².

Subjects will be randomized (1:1) to the treatment group and the "masked" sham control group prior to kidney biopsy.

Each of the subjects in the treatment group will receive the first REACT injection 12 weeks following kidney biopsy. After three months, a second injection will be given, as appropriate, into the contralateral kidney. In contrast, subjects in the control group will receive two sham injections, the first of which will be administered 12 weeks following sham biopsy, and the second of which will be administered three months after the first sham injection. During this time, subjects in the control group will receive contemporaneous, standard-of-care therapy for CKD while undergoing follow-up evaluations at the same time intervals as subjects in the treatment group. All subjects will continue in the study until the global trial end date is announced and an end of study visit is completed.

The primary composite endpoint is the time from first injection to the earliest of:

- at least 40% reduction in eGFR, using the 2009 CKD-EPI serum creatinine equation, sustained for 30 days;
- $eGFR < 15$ mL/min/1.73m² using the 2009 CKD-EPI serum creatinine equation, sustained for 30 days and/or chronic dialysis, and/or renal transplant; or
- renal or cardiovascular death.

Subjects will complete the KDQOL and EQ-5D-5L surveys. Scores from the treatment group will be compared against scores from the control group. In addition, each subject's baseline score will be compared against his or her KDQOL scores obtained over the period after the last REACT injection. Additionally, KDQOL scores from subjects who received a single REACT injection may be compared against scores from subjects who received two injections.

Enrollment in this study is expected to begin in the second quarter of 2023.

We plan to evaluate interim data for REGEN-016 in mid-2025, with the potential for conditional FDA approval anticipated in 2026.

Congenital Anomalies of the Kidney and Urinary Tract (CAKUT)

CAKUT is a group of abnormalities affecting the kidneys or other structures of the urinary tract. CAKUT results from abnormal development of the urinary tract system and is present at birth (i.e., it is congenital), although the abnormality may not become apparent until later in life. CAKUT is the most common kind of congenital birth defect, affecting roughly 1 in 500 babies born.

Individuals with CAKUT have one or more kidney or urinary tract abnormalities. The parts of the urinary tract that may be affected include the bladder, the tubes that carry urine from each kidney to the bladder (the ureters), and the tube that carries urine from the bladder out of the body (the urethra). For paired structures, like the kidneys and ureters, one or both may be affected.

There are various types of CAKUT. Many different developmental abnormalities are classified as CAKUT, including underdevelopment or absence of a kidney and nephrons, a kidney formed of fluid-filled sacs called cysts, buildup of urine in the kidneys, an extra ureter leading to the kidney, a blockage in a ureter where it joins the kidney, an abnormally wide ureter, backflow of urine from the bladder into the ureter, and an abnormal membrane in the prostatic urethra that blocks the flow of urine out of the bladder.

The causes of CAKUT are complex, and much remains to be uncovered about the genetic and environmental regulators of kidney and outflow tract development. It is likely that a combination of genetic and environmental factors contribute to the formation of kidney and urinary tract abnormalities. The genetic factors involved in most cases of CAKUT are unknown. Syndromic CAKUT is caused by changes in the genes associated with the particular syndrome. Variations in these same genes can also underlie some cases of isolated CAKUT. In addition, environmental factors may influence development of CAKUT. The risk of CAKUT is higher in babies whose mothers had diabetes, took certain medications that are harmful to the kidneys, such as some anti-seizure medicines, or lacked certain vitamins and minerals, such as folate and iron, during pregnancy.

Most cases of CAKUT are diagnosed from antenatal ultrasound imaging, and the remaining cases of CAKUT are usually only diagnosed after an infant or child develops a urinary tract infection, prompting ultrasound and/or other imaging studies to examine the kidneys and outflow tracts.

CAKUT is often one of several features of a condition that affects multiple body systems, and it varies in severity. The abnormalities can result in recurrent urinary tract infections or a buildup of urine in the urinary tract, which may damage the kidneys or other structures. Severe CAKUT can lead to life-threatening kidney failure and ESRD. Children with severe CAKUT may require dialysis and transplantation as infants, and they may experience long-term effects on their ability to lead independent lives as adults.

There is currently a need for greater understanding of the pathogenesis of CAKUT, as well as an unmet need for means for providing proper treatment of those affected by this condition.

Phase 1 (REGEN-004):

REGEN-004 is a Phase 1, prospective, open-label, single-arm, safety, tolerability, and early efficacy study of REACT in subjects with CKD from CAKUT.

The primary objective of this study is to assess the safety and efficacy of up to two REACT injections given six months (up to four weeks after target date) apart and delivered into the biopsied kidney using a minimally invasive percutaneous approach that can be delivered under conscious sedation in less than 90 minutes in patients with Chronic Kidney Disease with eGFRs between 14 and 50 ml/min/1.73m² due to CAKUT. Five subjects were enrolled in this trial. Subjects received two doses of REACT of 3x10⁶ cells/g-KWest.

As of December 31, 2022, all five subjects had received their first injection, and four subjects had received both injections. The trial concluded in January 2023 with the last patient, last visit.

Early interim results as of August 2021 demonstrated that in three of the five subjects currently enrolled, kidney function had improved to an annualized eGFR slope of 3.38 ml/min/1.73m²/year compared to their pre-dose slope of negative-4.19ml/min/1.73m²/year. As of January 2023, there have been no adverse events reported to be associated with REACT and no reported procedure-related renal related serious adverse events in this trial.

The final clinical study report is anticipated in the third quarter of 2023.

Planned Studies

Phase 2 (REGEN-015 Multi-dose study)

REGEN-015 is a planned Phase 2 open-label study of REACT in subjects with type 1 or type 2 diabetes and CKD. The purpose of this study is to evaluate the safety of supplemental REACT injections in participants who have previously received REACT treatment. In this study, up to 10 participants will enroll in the trial after parent REACT protocol end of study visit is completed. Participants may undergo a biopsy to manufacture REACT if additional biopsy tissue is required. Participants will receive two supplemental REACT injections. All participants will be followed for 12 months post their last supplemental REACT injection.

Phase 4 Clinical Development (REGEN-008)

REGEN-008 is a Phase 4, prospective, open-label, observational master protocol study of REACT in subjects with diabetes and CKD who were previously enrolled and treated with REACT. Additional sub-study protocols will be created to capture subjects from parent protocols.

The primary objective of this study is to evaluate the long-term safety of up to two REACT injections given three-six months apart on kidney function in participants with diabetes and CKD.

Subjects with exposure to REACT will continue for long-term follow-up observation visits which will occur every 3 months for the first 2 years and then every 6 months for years 3, 4, and 5, alternating in-person and telephone visits, for a total of 15 planned visits for the duration of the study.

We plan to continue REGEN-008 long-term follow-up to 2030.

Competition

The biotechnology and pharmaceutical industries are characterized by rapid technological advancement, significant competition, and an emphasis on intellectual property. We face potential competition from many different sources, including major and specialty pharmaceutical and biotechnology companies, including developers of tubular and glomerular cell drug modulators, e.g., SGLT2 inhibitors, antifibrosis medications, e.g., Mineralocorticoid Receptor Antagonists (“MRAs”), induced pluripotent cells, other autologous mesenchymal stem cells and mechanical renal assist devices such as implantable and wearable renal dialysis machines, and advances in peritoneal dialysis and home dialysis. Cell-based clinical trials by other companies are underway globally with umbilical, adipose and bone marrow derived mesenchymal stem cells for CKD. Early-phase human induced pluripotent stem cell therapies for kidney diseases are ongoing in Japan.

Any product candidates that we successfully develop and commercialize will compete with current therapies and new therapies that may become available in the future. We believe that the key competitive factors affecting the success of any of our product candidates will include efficacy, safety profile, dosing, cost, effectiveness of promotional support and intellectual property protection. With respect specifically to REACT, we expect the key competitive factors affecting its success, if approved, will include the intended patient population, the relative convenience of dosing and administration, and efficacy.

Many other companies working on medications for controlling chronic kidney disease, either alone or with their collaboration partners, have significantly greater financial resources and expertise in research and development, pre-clinical testing, clinical trials, manufacturing, and marketing than we do. We believe that our principal competitors include developers of SGLT2 inhibitors, including canagliflozin (marketed as Invokana® by companies including Janssen Pharmaceuticals, Inc.), dapagliflozin (marketed under the brand names Farxiga® and Forxiga® by companies including AstraZeneca plc and Bristol-Myers Squibb Company), empagliflozin (marketed as Jardiance® by companies including Boehringer Ingelheim and Eli Lilly and Company) and finerenone (marketed as Kerendia® by companies including Bayer AG), and MRAs, which are small-molecule therapies recently approved to lower risks of CKD progression. Future collaborations, mergers and acquisitions may result in further resource concentration among a smaller number of competitors.

Our commercial potential could be reduced or eliminated if our competitors develop and commercialize products that are safer, more effective, have fewer or less severe side effects, are more convenient or are less expensive than products that we may develop. Our competitors also may obtain FDA or other regulatory approval for their products more rapidly than we may obtain approval for ours, which could result in our competitors establishing a strong market position before we are able to enter the market or make our development more complicated. These competitors may also vie for a similar pool of qualified scientific and management talent, sites and patient populations for clinical trials, as well as for technologies complementary to, or necessary for, our programs.

Supply and Manufacturing

We believe that over the last 20 years we have optimized our manufacturing technology for chemistry, manufacturing, and controls (“CMC”). In doing so, we have established a considerable intellectual property estate, combined with extensive manufacturing know-how, to enable us to manufacture REACT with consistent quality.

With support from high level manufacturing and regulatory expertise, our internal manufacturing capabilities have enabled us to progress rapidly through our clinical trials. We believe that our current manufacturing capacities enable us to provide sufficient quantities of clinical trial material to supply our clinical trials. As we continue to develop our product candidates, we may need to expand our manufacturing capacities. The manufacturing facilities located in Winston-Salem, North Carolina and the quality systems are intended to be compliant with global quality standards. It usually takes approximately 12 weeks to produce the clinical REACT products. As of the date hereof, our manufacturing team, facilities, and bioprocess capacity have produced over 200 cell therapies.

Our facility design and quality systems have been audited by European Qualified Persons (QP) and certified as compliant with EU cGMP requirements for phase 2/3 manufacturing. Our bioprocesses have been reviewed by the FDA and EMA and validation activities are ongoing in anticipation of being commercial-ready for the potential launch of REACT. We plan to build additional manufacturing capacity to meet the expanding demand.

Our commercial strategy focuses on process automation to scale up to meet the projected market for REACT, if we obtain the necessary regulatory approvals. We are collaborating with engineering companies such as DEKA Research & Development Corp. to develop automated manufacturing processes for the potential commercial production of REACT, including a REACT launch facility after we complete the Phase 3 patient enrollment and dosing in 2026, and two commercial manufacturing facilities after we launch REACT.

We expect to utilize automation in all aspects of manufacturing ranging from tissue processing, cell expansion and renal cell selection to formulation and filling of the final product. We will also extend automation to other manufacturing activities, including warehouse operations and supply chain. In addition, we intend to improve bioprocess development to further reduce manufacturing costs of the commercial REACT product, assuming receipt of necessary regulatory approvals. Culture media represents the highest cost in REACT processing, and we are exploring reduced culture media usage via bioprocess and automation improvements. Further, our final commercial REACT product is planned to be a cryopreserved formulation, which we expect to reduce manufacturing costs compared to our fresh REACT formulation. We expect to leverage bulk purchasing to actively negotiate pricing of materials to further drive cost reductions. However, there can be no assurance that the manufacturing costs for our Phase 3 trials when we manufacture REACT at commercial scale will actually be lower than for our ongoing Phase 2 RMCL-002 study. A number of factors may contribute to an inability to achieve these cost reductions, including any failures to achieve the automation efficiencies that we anticipate, cost overruns or inefficiencies in the supply chain and any failure to improve the formulation or bioprocessing of REACT in a manner that results in lower costs.

Key Agreements

Master Services Agreement, dated February 15, 2021, by and between George Clinical PTY Limited and ProKidney-KY

ProKidney-KY entered into a Master Services Agreement dated February 15, 2021 (the “George Clinical MSA”) with George Clinical PTY Limited (“George Clinical”), upon which George Clinical agreed to provide ProKidney-KY with certain clinical research services pursuant to work orders, including the setup and management of an Endpoint Adjudication Committee for the REGEN-006 trial and verification process for the REGEN-007 trial, as well as a Data Safety Monitoring Board and a Steering Board Committee for ProKidney-KY’s development programs.

ProKidney-KY and George Clinical agreed to indemnify each other against certain third-party claims. The George Clinical MSA will continue until February 15, 2026, unless terminated earlier by either party. ProKidney-KY may terminate the George Clinical MSA upon 30 days’ prior written notice to George Clinical for any reason. Either party may terminate the George Clinical MSA (i) for material breach by the other party if, upon 30 days’ prior written notice by the non-breaching party, the breach has not been cured, or (ii) upon the insolvency or declaration of bankruptcy of the other party. ProKidney-KY may terminate any work order immediately if (i) the relevant study is terminated, or (ii) George Clinical breaches a material term of the George Clinical MSA or does not perform the services to ProKidney-KY’s reasonable satisfaction and does not remedy the breach or perform satisfactorily within 30 days of receiving a notice from ProKidney-KY specifying the nature of the breach or non-performance. George Clinical may terminate any work order upon written notice if it believes on reasonable grounds that continued performance of the services poses an unacceptable risk to patient safety or may violate regulatory or scientific standards.

Research, Development, Engineering Services and License Memorandum and Agreement, dated January 16, 2022, by and between ProKidney-KY and DEKA Products Limited Partnership

ProKidney-KY entered into a Research, Development, Engineering Services and License Memorandum and Agreement dated January 16, 2022 (the “RDELA”) with DEKA Products Limited Partnership and its general partner DEKA Research & Development Corp. (collectively, “DEKA”) under which DEKA will work with ProKidney-KY to develop certain technology to enhance the Company’s manufacturing and delivery capabilities for REACT. Under the RDELA, ProKidney-KY pays DEKA for its work on these research and development projects on a cost-plus model. DEKA owns the resulting IP and grants ProKidney-KY an exclusive, royalty-free, world-wide license to the resulting IP for purposes related to the provisions of cell therapy for the treatment of renal insufficiency.

Under the terms of the RDELA, ProKidney-KY agrees to indemnify DEKA for claims arising out of the use of the technology licensed to ProKidney-KY (including losses related to IP infringement claims and personal injury or products liability claims) and DEKA agrees to indemnify ProKidney-KY for claims arising out of the use of the technologies developed and licensed to third parties.

The term of the RDELA extends through the commercial life of any licensed technology developed thereunder subject to termination for breach and for ProKidney-KY’s convenience.

The initial payment for DEKA's work under the RDELA was made through the issuance of 2,750,000 Class B-1 Units of ProKidney Management Equity LLC. All subsequent payments have been and will be made by ProKidney-KY in cash.

Master Agreement for Clinical Trials Services, dated April 2, 2020, by and between ProKidney-KY and Frenova, LLC

ProKidney-KY entered into a Master Agreement for Clinical Trials Services, dated April 2, 2020 (the "Frenova MSA") with Frenova, LLC d/b/a Frenova Renal Research ("Frenova"), under which Frenova agreed to provide ProKidney-KY with certain services related to the implementation and management of clinical development programs pursuant to statements of work ("SOWs") encompassing such services for ProKidney-KY's protocols RMCL-002, REGEN-006 and REGEN-007.

The Frenova MSA has an initial term of five years, or until terminated by either party, and will automatically renew each year for one-year periods, unless either party notifies the other party in writing at least 60 days prior to the renewal date that the notifying party wishes to terminate the Frenova MSA. ProKidney-KY may terminate the Frenova MSA or any SOW thereunder upon 60 days' prior written notice to Frenova for any reason. Frenova may terminate the Frenova MSA for material breach under the Frenova MSA by ProKidney-KY if, upon 60 days' prior written notice, the breach has not been cured. Additionally, Frenova may terminate any SOW upon 30 days' prior written notice if (i) ProKidney-KY cancels or materially delays the requested services; (ii) unanticipated material changes to the project assumptions cannot be addressed to both parties' satisfaction; (iii) changes to the study protocol cause enrollment targets to become commercially unreasonable; or (iv) ProKidney-KY is unable to make timely payments to Frenova resulting in Frenova lacking funds to process payments to the trial sites. Either party may terminate the Frenova MSA or any SOW thereunder (i) upon the insolvency or declaration of bankruptcy of the other party, (ii) if the other party is excluded, suspended, sanctioned or otherwise restricted from participating in federal health care programs, or (iii) the performance of the service would constitute a potential or actual violation of legal, regulatory, scientific, or ethical standards. ProKidney-KY and Frenova also agreed to indemnify each other against certain third-party claims.

Master Services Agreement, dated May 1, 2019, by and between PPD Development, LP and ProKidney-KY

ProKidney-KY entered into a Master Services Agreement dated May 1, 2019 (the "PPD MSA") with PPD Development, L.P. ("PPD"), under which PPD agreed to perform clinical development services in connection with ProKidney-KY's clinical research programs, and ProKidney-KY agreed to pay PPD in accordance with rates for such services, as set forth in the project addenda.

The PPD MSA has an initial term of five years and may be extended by mutual written agreement of the parties. ProKidney-KY may terminate any project addendum under the PPD MSA without cause upon 30 days' prior written notice. Either party may terminate any project addendum under the PPD MSA upon the other party's breach of the PPD MSA or project addendum upon 30 days' prior written notice, provided that the breach is not cured within such 30-day period. Either party may terminate the PPD MSA or any project addendum thereunder upon the occurrence of certain insolvency events. ProKidney-KY and PPD also agreed to indemnify each other against certain third-party claims.

Master Services Agreement, dated August 14, 2015, by and between CTI Clinical Trial Services Inc. and RegenMedTX, LLC

RegenMedTX, LLC ("RegenMedTX"), then a subsidiary of ProKidney-KY, entered into a Master Services Agreement dated August 14, 2015 (the "CTI MSA") with CTI Clinical Trial Services, Inc. & CTI Clinical Consulting Services, Inc. ("CTI"), under which CTI agreed to provide RegenMedTX with certain clinical research or design and development services in connection with ProKidney-KY's clinical trials pursuant to work orders.

RegenMedTX will own all materials, documents and information obtained by, developed by or provided to CTI by or on behalf of RegenMedTX as a part of CTI's services or any work order thereunder. The CTI MSA will continue unless terminated by the parties. Either party may terminate the CTI MSA or a work order for any reason upon 90 days' prior written notice to the other party or for material breach by the other party upon 30 days' written notice, provided that the material breach has not been cured within the 30-day period. RegenMedTX may immediately terminate the CTI MSA, or a work order thereunder, if (i) the FDA withdraws authorization and approval to conduct a study or (ii) RegenMedTX reasonably determines that for medical, clinical or patient safety reasons, a study should terminate immediately.

Laboratory Service Agreements with LabCorp

Laboratory Service Agreement, dated August 16, 2016, by and among Covance Central Laboratory Services LP, Covance Central Laboratory Services SA` RL and ProKidney-KY

In August 2016, ProKidney-KY entered into a Laboratory Service Agreement with Covance Central Laboratory Services LP and Covance Central Laboratory Services SA` RL (now known as Labcorp, as described further below) (the "2016 LSA"), under which Labcorp agreed to perform certain services for ProKidney-KY's protocol RMCL-002.

The initial term of the 2016 LSA was 42 months, subject to automatic renewal for successive one-year periods unless a party provides the other party with written notice of its intention to not renew at least 60 days prior to the commencement of a renewal term. Either party may terminate the 2016 LSA upon written notice to the other party, effective immediately, if (i) the other party commits a material breach of any term of the 2016 LSA and fails to remedy such breach within a 30-day period, (ii) the other party repeatedly breaches any term of the 2016 LSA, (iii) anyone commences bankruptcy proceedings against the other party, which proceedings are not dismissed within 60 days, (iv) a court of competent jurisdiction appoints a custodian for the other party or substantially all of its assets, (v) the other party fails to pay its debts as they fall due, or (vi) any event occurs or proceeding is initiated having a similar effect to the events mentioned above. ProKidney-KY may terminate the 2016 LSA for any reason upon 90 days' prior written notice to Labcorp. ProKidney-KY granted Labcorp an unrestricted, royalty-free license to aggregate and use any system data produced by or for Labcorp as part of the services with other system data owned or licensed by Labcorp provided Labcorp does not identify such data as belonging to ProKidney-KY.

Laboratory Service Agreement, dated August 1, 2017, by and among Covance Central Laboratory Services LP, Covance Central Laboratory Services SA`RL and ProKidney-KY

In August 2017, ProKidney-KY entered into a Laboratory Service Agreement with Labcorp (the "2017 LSA"). Under the terms of the 2017 LSA, Labcorp agreed to perform certain services for ProKidney's protocol REGEN-003. The 2017 LSA has substantially similar terms and termination provisions to the 2016 LSA.

Laboratory Service Agreement, dated June 21, 2019, by and among Covance Central Laboratory Services LP, Covance Central Laboratory Services SA`RL and ProKidney-KY

In June 2019, ProKidney-KY entered into a Laboratory Service Agreement with Labcorp (the "2019 LSA"). Under the terms of the 2019 LSA, Labcorp agreed to perform certain services for ProKidney-KY's protocol REGEN-004. The 2019 LSA has an initial term of 50 months and will renew automatically for successive one-year periods unless a party provides the other party with written notice of its intention to not renew at least 60 days prior to the commencement of a renewal term. The parties may terminate the 2019 LSA under terms that are substantially similar to the termination provisions of the 2016 LSA and 2017 LSA.

Laboratory Service Agreement, dated September 16, 2021, by and among Labcorp Central Laboratory Services LP, Labcorp Central Laboratory Services SA`RL and ProKidney-KY

ProKidney-KY and Labcorp Central Laboratory Services LP (formerly known as Covance Central Laboratory Services LP) and Labcorp Central Laboratory Services SA`RL (formerly known as Covance Central Laboratory Services SA`RL) (Collectively, "Labcorp") entered into a Laboratory Service Agreement dated September 16, 2021 (the "Labcorp LSA"), under which Labcorp agreed to perform certain services for ProKidney-KY's protocol REGEN-006.

The term of the Labcorp LSA will continue until the conclusion of the REGEN-006 study. Either party may terminate the Labcorp LSA under terms that are substantially similar to the termination provisions of the 2016 LSA, the 2017 LSA and the 2019 LSA, as well as pursuant to certain insolvency events. ProKidney-KY and Labcorp also agreed to indemnify each other against certain third-party claims. ProKidney-KY granted Labcorp an unrestricted, royalty-free license to aggregate and use any system data produced by or for Labcorp as part of the services with other system data owned or licensed by Labcorp provided Labcorp does not identify such data as belonging to ProKidney-KY.

Intellectual Property

Our success depends in part on our ability to obtain and maintain proprietary protection for our product candidates, technology and know-how, to operate without infringing the proprietary rights of others and to prevent others from infringing our proprietary rights. Our policy is to seek to protect our proprietary position by, among other methods, pursuing and obtaining patent protection in the United States and in jurisdictions outside of the United States related to our proprietary technology, inventions, improvements, and product candidates that are important to the development and implementation of our business. For example, we have or are pursuing patents covering the composition of matter for each of our product candidates and we generally pursue patent protection covering methods-of-use for each clinical trial. We also rely on trade secrets, know-how, continuing technological innovation and potential in-licensing opportunities to develop and maintain our proprietary position. Additionally, we expect to benefit, where appropriate, from statutory frameworks in the United States, Europe and other countries that provide a period of clinical data exclusivity to compensate for the time required for regulatory approval of our products.

We continually assess and refine our intellectual property strategy as we develop new technologies and product candidates. We plan to file additional patent applications based on our intellectual property strategies where appropriate, including where we seek to adapt to competition or to improve business opportunities. Further, we plan to file patent applications, as we consider appropriate under the circumstances, to protect new technologies that we develop.

To cover our proprietary technologies, proprietary cell-based REACT product and related methods, such as methods of use, we have filed patent applications representing 15 patent families. As of December 31, 2022, our patent estate, which is solely owned, included 286 total issued patents or pending patent applications with nine issued U.S. patents, nine pending U.S. non-provisional patent applications, two pending U.S. provisional patent applications, two pending Patent Cooperation Treaty (PCT) applications, 160 issued foreign patents and 104 pending foreign patent applications in various foreign jurisdictions.

Specifically, our patent family with claims directed to cells formulated in REACT, implantable constructs, and methods of using the same to, for example, improve kidney function or treat kidney disease, includes 31 issued patents and nine pending patent applications. Patents in this family have been issued in nine jurisdictions, including the United States (three issued patents), Europe (two issued patents, each separately validated in seven countries), China, Japan, and South Korea. Issued patents and any further patents that may be issued from this family's nine pending applications are expected to expire in 2029 absent any patent term adjustments or extensions.

We also own two patent families directed to our REACT formulations and methods of preparing the formulations. Across these families, we have 16 issued patents in multiple jurisdictions, including the United States, China, Japan, South Korea, and Canada. We also have 13 patent applications that are pending in multiple jurisdictions, including Europe, China, Canada, Mexico, and Australia. Patents across these two patent families, including any patents that may be issued from the pending applications, are expected to expire between 2031 and 2038, depending upon their respective filing dates and absent any patent term adjustments or extensions.

Additionally, we own two patent families with claims directed to quality control methods for ensuring that renal cells for formulation in REACT, prepared by our proprietary methods, have phenotypic and functional profiles indicative of therapeutic activity. Within the first patent family, we have 58 issued patents in various jurisdictions, including the United States (two issued patents), Europe (two issued patents, one of which has been validated in 21 countries and the other has been validated in 20 countries), China, Japan (two issued patents), South Korea (two issued patents), Hong Kong, Australia (two issued patents), and New Zealand (two issued patents) and are expected to expire in 2033 absent any patent term adjustments or extensions. We also have nine patent applications that are pending in multiple jurisdictions, including the United States, Europe, Australia, China, and South Korea, and are expected to expire in 2033 absent any patent term adjustments or extensions. Our second patent family includes a PCT stage application. Any patents that issue from a national or regional stage application filed from this PCT application are expected to expire in 2041 absent any patent term adjustments or extensions.

We further own three patent families directed to methods of improving kidney function and/or in treating kidney disease, e.g., diabetic kidney disease or kidney disease resulting from a congenital anomaly. Across these families, we have three issued patents, including one U.S. patent and 30 pending patent applications filed in 15 jurisdictions, including the United States, Europe, Hong Kong, China, Korea, Japan, Australia, Brazil, Mexico, Israel, Canada, and Mexico. Our issued U.S. patent is expected to expire in 2037 absent any patent term adjustments or extensions. Patents across all three patent families, if issued, are expected to expire between 2036 and 2042, depending upon their respective filing dates and absent any patent term adjustments or extensions.

In addition, we plan to file additional applications on aspects of our innovations that may have patent terms that extend beyond these dates.

The term of individual patents depends upon the laws of the countries in which they are obtained. In the countries in which we currently file, the patent term is 20 years from the earliest date of filing of a non-provisional patent application, which serves as a priority application. However, the term of a U.S. patent may be extended to compensate for the time required to obtain regulatory approval to sell a medicine (a patent term extension) or by delays encountered during patent prosecution that are caused by the United States Patent and Trademark Office (the "USPTO") (referred to as patent term adjustment). For example, the Hatch-Waxman Act permits a patent term extension for FDA-approved medicines of up to five years beyond the expiration of the patent. The length of the patent term extension is related to the length of time the medicine is under regulatory review and diligence during the review process. Patent term extensions cannot extend the remaining term of a patent beyond a total of 14 years from the date of product approval and only one patent covering an approved medicine or its method of use may be extended. A similar kind of patent extension, referred to as a Supplementary Protection Certificate, is available in Europe. Legal frameworks are also available in certain other jurisdictions to extend the term of a patent. We currently intend to seek patent term extensions on any of our issued patents in any jurisdiction where we have a qualifying patent and the extension is available; however there is no guarantee that the applicable regulatory authorities, including the FDA in the United States, will agree with our assessment of whether such extensions should be granted, and even if granted, the length of such extensions. Further, even if our patent is extended, the patent, including the extended portion of the patent, may be held invalid or unenforceable by a court of final jurisdiction in the United States or a foreign country.

As with other biotechnology and pharmaceutical companies, our ability to obtain and maintain a proprietary position on our product candidates and technologies will depend on our success in obtaining effective patent claims on these pending patents and enforcing those claims if granted. However, our pending patent applications, and any patent applications that we may in the future

file or license from third parties, may not result in the issuance of patents. We also cannot predict the breadth of claims that may be allowed or enforced in our patents. Furthermore, our competitors may be able to independently develop and commercialize products with similar mechanisms of action and duplicate our methods of treatments or strategies without infringing our patents. Because of the extensive time required for clinical development and regulatory review of a therapeutic product we may develop, it is possible that, before any of our products can be commercialized, any related patent may expire or remain in force for only a short period following commercialization, thereby reducing any advantage of any such patent. Moreover, even our issued patents do not guarantee us the right to practice our technology in relation to the commercialization of our clinical candidates. The area of patent and other intellectual property rights in pharmaceuticals is an evolving one with many risks and uncertainties, and third parties may have blocking patents that could be used to prevent us from commercializing our clinical candidates.

The biotechnology and pharmaceutical industries are characterized by extensive litigation regarding patents and other intellectual property rights. Our ability to obtain and maintain our proprietary position for our product candidates and technology will depend on our success in enforcing the claims that have been granted or may grant. However, any of our patents, including patents that we may rely on to protect our market for approved therapeutics, may be held invalid or unenforceable by a court of final jurisdiction. Alternatively, we may decide that it is in our interest to settle a litigation in a manner that affects the term or enforceability of our patent. Changes in either the patent laws or in interpretations of patent laws in the United States and other countries may diminish our ability to protect our inventions and enforce our intellectual property rights. Accordingly, we cannot predict the breadth or enforceability of claims that have been or may be granted in our patents or in third-party patents.

Trade secrets

In addition to patents, we rely upon unpatented trade secrets and know-how and continuing technological innovation to develop and maintain our competitive position. We seek to protect our proprietary information, in part, using confidentiality agreements with our commercial partners, collaborators, employees, and consultants, and invention assignment agreements with our employees. These agreements are designed to protect our proprietary information and, in the case of the invention assignment agreements, to grant us ownership of technologies that are developed through a relationship with a third party. These agreements may be breached, and we may not have adequate remedies for any breach. In addition, our trade secrets may otherwise become known or be independently discovered by competitors. To the extent that our commercial partners, collaborators, employees, and consultants use intellectual property owned by others in their work for us, disputes may arise as to the rights in related or resulting know-how and inventions.

Government regulation

In the United States, biological products, including cell-based regenerative therapy products, are subject to regulation under the Federal Food, Drug, and Cosmetic Act (the “FD&C Act”), the Public Health Service Act (the “PHS Act”) and other federal, state, local and foreign statutes and regulations. Both the FD&C Act and the PHS Act and their corresponding regulations govern, among other things, the research, development, clinical trial, testing, manufacturing, safety, efficacy, labeling, packaging, storage, record keeping, distribution, reporting, advertising and other promotional practices involving biological products. Each clinical trial protocol for a cell-based therapy product must be reviewed by the FDA. FDA approval must be obtained before the marketing of any biological product. The process of obtaining regulatory approvals and the subsequent compliance with appropriate federal, state, local and foreign statutes and regulations requires the expenditure of substantial time and financial resources and we may not be able to obtain the required regulatory approvals.

Ethical, social and legal concerns about gene or cell-based therapies, genetic testing and genetic research could result in additional laws and regulations restricting or prohibiting the processes we may use. Federal and state legislatures, agencies, congressional committees and foreign governments have expressed interest in further regulating biotechnology. More restrictive laws and regulations or interpretations of existing laws or regulations, or claims that our product candidates are unsafe or pose a hazard, could prevent us from commercializing any products. New government requirements may be established that could delay or prevent regulatory approval of our product candidates under development. It is impossible to predict whether legislative changes will be enacted, regulations, policies or guidance changed, or interpretations by agencies or courts changed, or what the impact of such changes, if any, may be.

U.S. biological products development process

The process required by the FDA before a biological product may be marketed in the United States generally involves the following:

- completion of nonclinical laboratory tests and animal studies according to Good Laboratory Practices (“GLP”), and applicable requirements for the humane use of laboratory animals or other applicable regulations;

- submission to the FDA of an application for an investigational new drug (“IND”) application which must become effective before human clinical trials may begin;
- approval of the protocol and related documentation by an investigational review board (“IRB”) or ethics committee at each clinical trial site before each clinical trial may be initiated;
- performance of adequate and well-controlled human clinical trials according to applicable IND regulations, good clinical practices, or Good Clinical Practices (“GCPs”) and other clinical-trial related regulation, to evaluate the safety and efficacy of the investigational biological product for each proposed indication;
- submission to the FDA of a Biologics License Application (“BLA”) for marketing approval that includes sufficient evidence of establishing the safety, purity, and potency of the proposed biological product for each proposed indication, including from results of nonclinical testing and clinical trials;
- satisfactory completion of an FDA inspection of the manufacturing facility or facilities where the biological product is produced to assess compliance with cGMP to assure that the facilities, methods and controls are adequate to preserve the biological product’s identity, strength, quality and purity and, if applicable, compliance with the FDA’s current Good Tissue Practices (“cGTPs”) for the use of human cellular and tissue products;
- potential FDA audit of the nonclinical study and clinical trial sites to assure compliance with GLP and GCP and the integrity of the clinical data submitted in support of the BLA;
- review of the product candidate by an FDA advisory committee, where appropriate or if applicable;
- payment of user fees for FDA review of the BLA (unless a fee waiver applies); and
- FDA review and approval, or licensure, of the BLA.

Preclinical Testing

Before testing any biological product candidate, including a cell-based regenerative therapy product, in humans, the product candidate enters the preclinical testing stage. Preclinical tests, also referred to as nonclinical studies, include laboratory evaluations of a product candidate’s biological characteristics, chemistry, toxicity, stability and formulation, as well as animal studies to assess the potential safety and activity of the product candidate. The sponsor must submit the results of the preclinical studies, together with manufacturing information, analytical data, any available clinical data or literature and a proposed clinical protocol, to the FDA as part of the IND. An IND is a request for authorization from the FDA to administer an investigational product to humans and must become effective before human clinical trials may begin. The Consolidated Appropriations Act for 2023, signed into law on December 29, 2022, (P.L. 117-328) amended the Federal Food, Drug, and Cosmetic Act (the “FDCA”) and the Public Health Service Act to specify that nonclinical testing for drugs and biologics may, but is not required to, include *in vivo* animal testing. According to the amended language, a sponsor may fulfill nonclinical testing requirements by completing various *in vitro* assays (e.g., cell-based assays, organ chips, or microphysiological systems), *in silico* studies (i.e., computer modeling), other human or nonhuman biology-based tests (e.g., bioprinting), or *in vivo* animal tests.

The conduct of the preclinical tests must comply with federal regulations and requirements including GLP. Some long-term preclinical testing, such as animal tests of reproductive adverse events and carcinogenicity, may continue after an IND for an investigational drug candidate is submitted to the FDA and human clinical trials have been initiated.

Human clinical trials in support of a BLA

Clinical trials involve the administration of the product candidate to human subjects under the supervision of qualified investigators and in accordance with GCP requirements and protocols detailing the objectives of the study, the parameters to be used in monitoring the safety and effectiveness criteria to be evaluated. Each protocol must be submitted to the FDA as part of the IND. Study subjects must sign an informed consent form before participating in a clinical trial. There are also requirements governing the reporting of on-going clinical trials and clinical trial results to public registries.

An IND provides an exemption from the FD&C Act that allows an unapproved product candidate to be shipped in interstate commerce for use in an investigational clinical trial and is also a request for FDA authorization to administer such investigational product to humans. Such authorization must be secured prior to interstate shipment and administration of any biologic product candidate that is not the subject of an approved BLA. In support of a request for an IND, an applicant must submit a protocol for each clinical trial and any subsequent protocol amendments must be submitted to the FDA as part of the IND. In addition, the results of the preclinical tests, together with manufacturing information, analytical data, any available clinical data or literature and plans for clinical trials, among other things, must be submitted to the FDA as part of an IND. The FDA requires a 30-day waiting period after the filing of each IND before clinical trials may begin. This waiting period is designed to allow the FDA to review the IND to determine whether human research subjects will be exposed to unreasonable health risks. An IND automatically becomes effective 30 days after receipt by the FDA, unless before that time the FDA issues a notice expressly authorizing the proposed trial to proceed or raises concerns or questions related to one or more proposed clinical trials and places the clinical trial on a clinical hold. If FDA raises concerns or places the trial on clinical hold, the IND sponsor and the agency must resolve any outstanding concerns before the proposed trials can begin.

As a result, submission of an IND may not result in the FDA allowing clinical trials to commence.

Following commencement of a clinical trial, the FDA may also place a clinical hold or partial clinical hold on that trial. A clinical hold is an order issued by the FDA to the sponsor to delay a proposed clinical investigation or to suspend an ongoing investigation. A partial clinical hold is a delay or suspension of only part of the clinical work requested under the IND. No more than 30 days after imposition of a clinical hold or partial clinical hold, the FDA will provide the sponsor a written explanation of the basis for the hold. Following issuance of a clinical hold or partial clinical hold, an investigation may only resume after the FDA has notified the sponsor that the investigation may proceed.

A sponsor may choose, but is not required, to conduct a foreign clinical trial under an IND. When a foreign clinical trial is conducted under an IND, all FDA IND requirements must be met unless waived. When a foreign clinical trial is not conducted under an IND, the sponsor must ensure that the study complies with certain regulatory requirements of the FDA in order to use the study as support for an IND or application for marketing approval or licensing. In particular, such studies must be conducted in accordance with GCP, including review and approval by an independent ethics committee (an “IEC”) and informed consent from subjects and must meet other clinical trial requirements, such as sufficient patient population size and statistical powering. The FDA must be able to validate the data through an onsite inspection, if deemed necessary by the FDA.

An IRB representing each institution participating in the clinical trial must review and approve the plan for any clinical trial before it commences at that institution, and the IRB must conduct continuing review and reapprove the study at least annually. The IRB must review and approve, among other things, the study protocol and informed consent information to be provided to study subjects. An IRB must operate in compliance with FDA regulations. An IRB can suspend or terminate approval of a clinical trial at its institution, or an institution it represents, if the clinical trial is not being conducted in accordance with the IRB’s requirements or if the product candidate has been associated with unexpected serious harm to patients.

Some trials are overseen by an independent group of qualified experts organized by the trial sponsor, known as a Data Safety Monitoring Board (“DSMB”). This group provides authorization as to whether or not a trial may move forward at designated check points based on access that only the group maintains to available data from the study.

Information about certain clinical trials, including details of the protocol and eventually study results, also must be submitted within specific timeframes to the National Institutes of Health for public dissemination on the ClinicalTrials.gov data registry. Information related to the product, patient population, phase of investigation, study sites and investigators and other aspects of the clinical trial is made public as part of the registration of the clinical trial. Sponsors are also obligated to disclose the results of their clinical trials after completion. Disclosure of the results of these trials can be delayed in some cases for up to two years after the date of completion of the trial. Failure to timely register a covered clinical study or to submit study results as provided for in the law can give rise to civil monetary penalties and also prevent the non-compliant party from receiving future grant funds from the federal government. The National Institutes of Health’s (“NIH’s”) Final Rule on ClinicalTrials.gov registration and reporting requirements became effective in 2017, and both NIH and FDA have brought enforcement actions against non-compliant clinical trial sponsors.

Clinical trials typically are conducted in three sequential phases that may overlap or be combined:

- *Phase 1.* The product candidate is initially introduced into healthy human subjects and tested for safety, dosage tolerance, absorption, metabolism, distribution and excretion. In the case of some product candidates for severe or life-threatening diseases, especially when the product candidate may be too inherently toxic to ethically administer to healthy volunteers, the initial human testing is often conducted in patients.
- *Phase 2.* The product candidate is evaluated in a limited patient population to identify possible adverse effects and safety risks, to preliminarily evaluate the efficacy of the product candidate for specific targeted diseases and to determine dosage tolerance, optimal dosage and dosing schedule.
- *Phase 3.* Clinical trials are undertaken to further evaluate dosage, clinical efficacy, potency, and safety in an expanded patient population at geographically dispersed clinical trial sites. These clinical trials are intended to establish the overall risk/benefit ratio of the product candidate and provide, if appropriate, an adequate basis for approval and product labeling. These trials may include comparisons with placebo and/or other comparator treatments. The duration of treatment is often extended to mimic the actual use of a product during marketing.

Post-approval clinical trials, sometimes referred to as Phase 4 clinical trials, may be conducted after initial marketing approval. These clinical trials are used to gain additional experience from the treatment of patients in the intended therapeutic indication, particularly for long-term safety follow-up. In certain instances, the FDA may mandate the performance of Phase 4 clinical trials as a condition of approval of a BLA.

In the Consolidated Appropriations Act for 2023, Congress amended the FDCA to require sponsors of a Phase 3 clinical trial, or other “pivotal study” of a new drug to support marketing authorization, to submit a diversity action plan for such clinical trial. The action plan must include the sponsor’s diversity goals for enrollment, as well as a rationale for the goals and a description of how the sponsor will meet them. A sponsor must submit a diversity action plan to FDA by the time the sponsor submits the trial protocol to the agency for review. The FDA may grant a waiver for some or all of the requirements for a diversity action plan. It is

unknown at this time how the diversity action plan may affect Phase 3 trial planning and timing or what specific information FDA will expect in such plans, but if FDA objects to a sponsor's diversity action plan and requires the sponsor to amend the plan or take other actions, it may delay trial initiation.

During all phases of clinical development, regulatory agencies require extensive monitoring and auditing of all clinical activities, clinical data, and clinical trial investigators. Annual progress reports detailing the results of the clinical trials must be submitted to the FDA. Written IND safety reports must be promptly submitted to the FDA, the responsible IRBs and the investigators for serious and unexpected adverse events, any findings from other studies, tests in laboratory animals or *in vitro* testing that suggest a significant risk for human subjects, or any clinically important increase in the rate of a serious suspected adverse reaction over that listed in the protocol or investigator brochure. The sponsor must submit an IND safety report within 15 calendar days after the sponsor determines that the information qualifies for reporting. The sponsor also must notify the FDA of any unexpected fatal or life-threatening suspected adverse reaction within seven calendar days after the sponsor's initial receipt of such information. Phase 1, Phase 2 and Phase 3 clinical trials may not be completed successfully within any specified period, if at all.

Human cell-based products administered directly into kidney tissue are a new category of therapeutics. Because this is a relatively new and expanding area of novel therapeutic interventions, there can be no assurance as to the length of the study period, the number of patients the FDA will require to be enrolled in the studies in order to establish the safety, purity and potency of human cell-based therapy products, or that the data generated in these studies will be acceptable to the FDA to support marketing approval.

Concurrent with clinical trials, companies usually complete additional animal studies and also must develop additional information about the physical characteristics of the biological product as well as finalize a process for manufacturing the product in commercial quantities in accordance with cGMP requirements. To help reduce the risk of the introduction of adventitious agents with use of biological products, the PHS Act emphasizes the importance of manufacturing control for products whose attributes cannot be precisely defined. The manufacturing process must be capable of consistently producing quality batches of the product candidate and, among other things, the sponsor must develop methods for testing the identity, strength, quality, potency and purity of the final biological product. Additionally, appropriate packaging must be selected and tested and stability studies must be conducted to demonstrate that the biological product candidate does not undergo unacceptable deterioration over its shelf life.

U.S. review and approval processes

After the completion of clinical trials of a biological product candidate, FDA approval of a BLA must be obtained before commercial marketing of the biological product. The BLA must include results of product development, laboratory and animal studies, human studies, information on the manufacture and composition of the product, proposed labeling and other relevant information. To support marketing approval, the data submitted must be sufficient in quality and quantity to establish the safety, purity, potency and efficacy of the investigational product for its proposed indication or indications to the satisfaction of the FDA. The testing and approval processes require substantial time and effort and there can be no assurance that the FDA will accept the BLA for filing and, even if filed, that any approval will be granted on a timely basis, if at all.

Under the Prescription Drug User Fee Act, as amended (the "PDUFA"), each BLA must be accompanied by a significant user fee. The FDA adjusts the PDUFA user fees on an annual basis. PDUFA also imposes an annual program fee for registered biologic product manufacturers. Fee waivers or reductions are available in certain circumstances, including a waiver of the application fee for the first application filed by a small business.

Within 60 days following submission of the application, the FDA reviews a BLA submitted to determine if it is substantially complete before the FDA accepts it for filing. The FDA may refuse to file any BLA that it deems incomplete or not properly reviewable at the time of submission and may request additional information. In this event, the BLA must be resubmitted with the additional information. The resubmitted application also is subject to review before the FDA accepts it for filing. Once the submission is accepted for filing, the FDA begins an in-depth substantive review of the BLA. The FDA reviews the BLA to determine, among other things, whether the proposed product is safe, pure, potent and effective for its proposed indication or indications and whether the product is being manufactured in accordance with cGMP to ensure the continued safety, purity and potency of such product.

Under the performance goals and policies implemented by the FDA under PDUFA, for original BLAs, the FDA targets 10 months from the filing date in which to complete its initial review of a standard application and respond to the applicant, and six months from the filing date for an application with priority review. The FDA does not always meet its PDUFA goal dates, and the review process is often significantly extended due to FDA requests for additional information or clarification. The review process and the PDUFA goal date may be extended by the FDA for three additional months to consider new information or in the case of a clarification provided by the applicant to address an outstanding deficiency identified by the FDA following the original submission.

Before approving a BLA, the FDA typically will inspect the facilities at which the product is manufactured. The FDA will not approve the product unless it determines that the manufacturing processes and facilities are in compliance with cGMP requirements and adequate to assure consistent production of the product within required specifications. For a cell-based therapy product, the FDA also will not approve the product if the manufacturer is not in compliance with the cGTPs. These are FDA regulations that govern the methods used in, and the facilities and controls used for, the manufacture of human cells, tissues, and cellular and tissue-based products (“HCT/ Ps”), which are human cells or tissue intended for implantation, transplant, infusion, or transfer into a human recipient. The primary intent of the cGTP requirements is to ensure that cell and tissue-based products are manufactured in a manner designed to prevent the introduction, transmission and spread of communicable disease. FDA regulations also require tissue establishments to register and list their HCT/Ps with the FDA and, when applicable, to evaluate donors through appropriate screening and testing. Additionally, before approving a BLA, the FDA will typically inspect one or more clinical sites to assure that the clinical trials were conducted in compliance with IND study requirements and GCP requirements. To assure cGMP, cGTP and GCP compliance, an applicant must incur significant expenditure of time, money and effort in the areas of training, record keeping, production and quality control.

Additionally, the FDA may refer any BLA, including applications for novel biologic candidates which present difficult questions of safety or efficacy, to an advisory committee. Typically, an advisory committee is a panel of independent experts, including clinicians and other scientific experts that reviews, evaluates and provides a recommendation as to whether the application should be approved and under what conditions. The FDA is not bound by the recommendation of an advisory committee, but it considers such recommendations when making final decisions on approval. The FDA likely will re-analyze the clinical trial data, which could result in extensive discussions between the FDA and the applicant during the review process. The FDA also may require submission of a Risk Evaluation and Mitigation Strategy (“REMS”) if it determines that a REMS is necessary to ensure that the benefits of the medicine outweigh its risks and to assure the safe use of the medicine or biological product. The REMS could include medication guides, physician communication plans, assessment plans and/or elements to assure safe use, such as restricted distribution methods, patient registries or other risk minimization tools. The FDA determines the requirement for a REMS, as well as the specific REMS provisions, on a case-by-case basis. If the FDA concludes a REMS is needed, the sponsor of the BLA must submit a proposed REMS. The FDA will not approve a BLA without a REMS, if required.

Under the Pediatric Research Equity Act (“PREA”), a BLA or supplement to a BLA for a novel product (e.g., new active ingredient, new indication, etc.) must contain data to assess the safety and effectiveness of the biological product candidate for the claimed indications in all relevant pediatric subpopulations and to support dosing and administration for each pediatric subpopulation for which the product is safe and effective. The FDA may grant deferrals for submission of data or full or partial waivers. The PREA requires a sponsor who is planning to submit a marketing application for a product that includes a new active ingredient, new indication, new dosage form, new dosing regimen or new route of administration to submit an initial Pediatric Study Plan (“PSP”), within 60 days of an end-of-Phase 2 meeting or, if there is no such meeting, as early as practicable before the initiation of the Phase 3 or Phase 2/3 clinical trial. The initial PSP must include an outline of the pediatric study or studies that the sponsor plans to conduct, including trial objectives and design, age groups, relevant endpoints and statistical approach, or a justification for not including such detailed information, and any request for a deferral of pediatric assessments or a full or partial waiver of the requirement to provide data from pediatric studies along with supporting information. The FDA and the sponsor must reach an agreement on the PSP. A sponsor can submit amendments to an agreed upon initial PSP at any time if changes to the pediatric plan need to be considered based on data collected from pre-clinical studies, early phase clinical trials or other clinical development programs.

The FDA reviews a BLA to determine, among other things whether the product is safe, pure and potent and the facility in which it is manufactured, processed, packed or held meets standards designed to assure the product’s continued safety, purity and potency. The approval process is lengthy and often difficult, and the FDA may refuse to approve a BLA if the applicable regulatory criteria are not satisfied or may require additional clinical or other data and information. On the basis of the FDA’s evaluation of the BLA and accompanying information, including the results of the inspection of the manufacturing facilities, the FDA may issue either an approval letter or a Complete Response Letter (“CRL”). An approval letter authorizes commercial marketing of the product with specific prescribing information for specific indications. A CRL indicates that the review cycle of the application is complete, and the application will not be approved in its present form. A CRL generally outlines the deficiencies in the submission and may require substantial additional testing or information in order for the FDA to reconsider the application. The CRL may require additional clinical or other data, additional pivotal Phase 3 clinical trial(s) and/or other significant and time-consuming requirements related to clinical trials, preclinical studies or manufacturing. If a CRL is issued, the applicant may choose to either resubmit the BLA addressing all of the deficiencies identified in the letter, or withdraw the application. If and when those deficiencies have been addressed to the FDA’s satisfaction in a resubmission of the BLA, the FDA will issue an approval letter. The FDA has committed to reviewing such resubmissions in response to an issued CRL in either two or six months depending on the type of information included. Even with the submission of this additional information, however, the FDA ultimately may decide that the application does not satisfy the regulatory criteria for approval.

If a product receives regulatory approval from the FDA, the approval is limited to the conditions of use (e.g., patient population, indication) described in the application. Further, depending on the specific risk(s) to be addressed, the FDA may require that contraindications, warnings or precautions be included in the product labeling, require that post-approval trials,

including Phase 4 clinical trials, be conducted to further assess a product's safety after approval, require testing and surveillance programs to monitor the product after commercialization, or impose other conditions, including distribution and use restrictions or other risk management mechanisms under a REMS, which can materially affect the potential market and profitability of the product. The FDA may prevent or limit further marketing of a product based on the results of post-marketing trials or surveillance programs. After approval, some types of changes to the approved product, such as adding new indications, manufacturing changes and additional labeling claims, are subject to further testing requirements and FDA review and approval.

Fast Track, RMAT and Priority Review Designations

The FDA has various programs, including Fast Track designation, RMAT designation and priority review, that are intended to expedite or simplify the process for the development or FDA review of medicines and biologics that are intended for the treatment of serious or life-threatening diseases or conditions. These programs do not change the standards for approval but may help expedite the development or approval process.

To be eligible for fast-track designation, the FDA must determine, based on the request of a sponsor, that a new medicine or biological product is intended to treat a serious or life-threatening condition and demonstrates the potential to address an unmet medical need by providing a therapy where none exists or a therapy that may be potentially superior to existing therapy based on efficacy or safety factors. Fast track designation provides opportunities for more frequent interactions with the FDA review team to expedite development and review of the product. The FDA may also review sections of the NDA or BLA for a fast track product on a rolling basis before the complete application is submitted, if the sponsor and the FDA agree on a schedule for the submission of the application sections and the sponsor pays any required user fees upon submission of the first section of the NDA or BLA. In addition, fast track designation may be withdrawn by the sponsor or rescinded by the FDA if the designation is no longer supported by data emerging from the clinical trial process.

As part of the 21st Century Cures Act (the "Cures Act"), enacted in December 2016, Congress amended the FD&C Act to facilitate an efficient development program for, and expedite review of regenerative medicine advanced therapies, or RMATs, which include cell and gene therapies, therapeutic tissue engineered products, human cell and tissue products, and combination products using any such therapies or products. REACT has received RMAT designation from the FDA. RMAT designation does not include HCT/Ps regulated solely under section 361 of the PHS Act and 21 Code of Federal Regulations Part 1271. This program is intended to facilitate efficient development and expedite review of regenerative medicine therapies that are intended to treat, modify, reverse, or cure a serious or life-threatening disease or condition. A sponsor may request that FDA designate a medicine as a RMAT concurrently with or at any time after submission of an IND. The FDA has 60 calendar days to determine whether the medicine meets the criteria, including whether there is preliminary clinical evidence indicating that the medicine has the potential to address unmet medical needs for a serious or life-threatening disease or condition. A BLA for a regenerative medicine therapy that has received RMAT designation may be eligible for priority review or accelerated approval through use of surrogate or intermediate endpoints reasonably likely to predict long-term clinical benefit, or reliance upon data obtained from a meaningful number of sites. Benefits of RMAT designation also include early interactions with FDA to discuss any potential surrogate or intermediate endpoint to be used to support accelerated approval. A regenerative medicine therapy with RMAT designation that is granted accelerated approval and is subject to post-approval requirements may fulfill such requirements through the submission of clinical evidence from clinical trials, patient registries, or other sources of real-world evidence, such as electronic health records; the collection of larger confirmatory data sets; or post-approval monitoring of all patients treated with such therapy prior to its approval.

Finally, the FDA may designate a product for priority review if it is a medicine or biologic that treats a serious condition and, if approved, would provide a significant improvement in safety or effectiveness. The FDA determines at the time that the marketing application is submitted, on a case-by-case basis, whether the proposed medicine represents a significant improvement in treatment, prevention or diagnosis of disease when compared with other available therapies. Significant improvement may be illustrated by evidence of increased effectiveness in the treatment of a condition, elimination or substantial reduction of a treatment-limiting reaction, documented enhancement of patient compliance that may lead to improvement in serious outcomes, or evidence of safety and effectiveness in a new subpopulation. A priority review designation is intended to direct overall attention and resources to the evaluation of such applications, and to shorten the FDA's goal for taking action on a marketing application from 10 months to six months for an original BLA or for a New Molecular Entity NDA from the date of filing.

Even if a product qualifies for one or more of these programs, the FDA may later decide that the product no longer meets the conditions for qualification or decide that the time period for FDA review or approval will not be shortened. Furthermore, fast track designation, RMAT therapy designation and priority review do not change the standards for approval and may not ultimately expedite the development or approval process.

Accelerated approval pathway

In addition, products studied for their safety and effectiveness in treating serious or life-threatening illnesses and that provide meaningful therapeutic benefit over existing treatments may receive accelerated approval from the FDA and may be approved on

the basis of adequate and well-controlled clinical trials establishing that the product has an effect on a surrogate endpoint that is reasonably likely to predict clinical benefit. The FDA may also grant accelerated approval for such a medicine or biologic when the product has an effect on an intermediate clinical endpoint that can be measured earlier than an effect on irreversible morbidity or mortality (“IMM”), and that is reasonably likely to predict an effect on IMM or other clinical benefit, taking into account the severity, rarity, or prevalence of the condition and the availability or lack of alternative treatments. As a condition of approval, the FDA may require that a sponsor of a medicine receiving accelerated approval perform post-marketing clinical trials to verify and describe the predicted effect on IMM or other clinical endpoint, and the product may be subject to expedited withdrawal procedures. Drugs and biologics granted accelerated approval must meet the same statutory standards for safety and effectiveness as those granted traditional approval.

For the purposes of accelerated approval, a surrogate endpoint is a marker, such as a laboratory measurement, radiographic image, physical sign, or other measure that is thought to predict clinical benefit but is not itself a measure of clinical benefit. Surrogate endpoints can often be measured more easily or more rapidly than clinical endpoints. An intermediate clinical endpoint is a measurement of a therapeutic effect that is considered reasonably likely to predict the clinical benefit of a medicine, such as an effect on IMM. The FDA has limited experience with accelerated approvals based on intermediate clinical endpoints but has indicated that such endpoints generally may support accelerated approval when the therapeutic effect measured by the endpoint is not itself a clinical benefit and basis for traditional approval, if there is a basis for concluding that the therapeutic effect is reasonably likely to predict the ultimate long-term clinical benefit of a medicine.

The accelerated approval pathway is most often used in settings in which the course of a disease is long and an extended period of time is required to measure the intended clinical benefit of a medicine, even if the effect on the surrogate or intermediate clinical endpoint occurs rapidly. For example, accelerated approval has been used extensively in the development and approval of medicines for treatment of a variety of cancers in which the goal of therapy is generally to improve survival or decrease morbidity and the duration of the typical disease course requires lengthy and sometimes large clinical trials to demonstrate a clinical or survival benefit.

The accelerated approval pathway is usually contingent on a sponsor’s agreement to conduct, in a diligent manner, additional post-approval confirmatory studies to verify and describe the medicine’s clinical benefit. As a result, a product candidate approved on this basis is subject to rigorous post-marketing compliance requirements, including the completion of Phase 4 or post-approval clinical trials to confirm the effect on the clinical endpoint. Failure to conduct required post-approval studies, or to confirm the predicted clinical benefit of the product during post-marketing studies, would allow the FDA to withdraw approval of the medicine. As part of the Consolidated Appropriations Act for 2023, Congress provided FDA additional statutory authority to mitigate potential risks to patients from continued marketing of ineffective drugs previously granted accelerated approval. Under the act’s amendments to the FDCA, FDA may require the sponsor of a product granted accelerated approval to have a confirmatory trial underway prior to approval. The sponsor must also submit progress reports on a confirmatory trial every six months until the trial is complete, and such reports are published on FDA’s website. The amendments also give FDA the option of using expedited procedures to withdraw product approval if the sponsor’s confirmatory trial fails to verify the claimed clinical benefits of the product.

All promotional materials for product candidates being considered and approved under the accelerated approval program are subject to prior review by the FDA.

Post-approval requirements

Maintaining substantial compliance with applicable federal, state, and local statutes and regulations requires the expenditure of substantial time and financial resources. Following approval of a new product, the manufacturer and the approved product are subject to pervasive and continuing regulation by the FDA, including, among other things, monitoring and recordkeeping activities, reporting of adverse experiences with the product, product sampling and distribution restrictions, complying with promotion and advertising requirements.

FDA regulations require that products be manufactured in specific approved facilities and in accordance with cGMP. The cGMP regulations include requirements relating to organization of personnel, buildings and facilities, equipment, control of components and product containers and closures, production and process controls, packaging and labeling controls, holding and distribution, laboratory controls, records and reports and returned or salvaged products. We must comply with applicable requirements in the cGMP and cGTP regulations, including quality control and quality assurance and maintenance of records and documentation. Entities involved in the manufacture and distribution of approved biologics and HCT/Ps are required to register their establishments with the FDA and certain state agencies, as well as applicable foreign counterparts, and are subject to periodic unannounced inspections by such governmental authorities for compliance with cGMP, cGTP and other laws. Accordingly, we must continue to expend time, money and effort in the area of production and quality control to maintain cGMP compliance. Future inspections by governmental authorities may identify compliance issues at our facilities that may disrupt production or distribution or require substantial resources to correct. In addition, the discovery of conditions that violate these rules, including failure to conform to cGMP or cGTP, could result in enforcement actions, and the discovery of problems with a product after approval may

result in restrictions on a product, manufacturer or holder of an approved BLA, including voluntary recall and regulatory sanctions as described below.

Other post-approval requirements applicable to biological products, include reporting of cGMP deviations that may affect the identity, potency, purity and overall safety of a distributed product, record-keeping requirements, reporting of adverse effects, reporting updated safety and efficacy information, and complying with electronic record and signature requirements. After a BLA is approved, the product also may be subject to official lot release. As part of the manufacturing process, the manufacturer is required to perform certain tests on each lot of the product before it is released for distribution. If the product is subject to official release by the FDA, the manufacturer submits samples of each lot of product to the FDA together with a release protocol showing a summary of the history of manufacture of the lot and the results of all of the manufacturer's tests performed on the lot. The FDA also may perform certain confirmatory tests on lots of some products, such as viral vaccines, before releasing the lots for distribution by the manufacturer. In addition, the FDA conducts laboratory research related to the regulatory standards on the safety, purity, potency, and effectiveness of biological products.

We also must comply with the FDA's advertising and promotion requirements, such as those related to direct-to-consumer advertising, industry-sponsored scientific and educational activities, and promotional activities involving the internet, as well as the prohibition on promoting products for uses or in patient populations that are not described in the product's approved labeling (known as "off-label use"). Although physicians may prescribe legally available products for off-label uses, manufacturers may not market or promote such uses. The FDA and other agencies actively enforce the laws and regulations prohibiting the promotion of off-label uses, and a company that is found to have improperly promoted off-label uses may be subject to significant liability.

If there are any modifications to the product, including changes in indications, labeling or manufacturing processes or facilities, the applicant may be required to submit and obtain FDA approval of a new BLA or a BLA supplement, which may require the applicant to develop additional data or conduct additional pre-clinical studies and clinical trials. The FDA may also place other conditions on approvals including the requirement for a REMS to assure the safe use of the product. A REMS could include medication guides, physician communication plans or elements to assure safe use, such as restricted distribution methods, patient registries and other risk minimization tools. Any of these limitations on approval or marketing could restrict the commercial promotion, distribution, prescription or dispensing of products. Product approvals may be withdrawn for non-compliance with regulatory standards or if problems occur following initial marketing.

Once an approval or clearance of a medicine is granted, the FDA may withdraw the approval if compliance with regulatory requirements and standards is not maintained or if problems occur after the product reaches the market. Later discovery of previously unknown problems with a product, including adverse events of unanticipated severity or frequency, or with manufacturing processes, or failure to comply with regulatory requirements, may result in mandatory revisions to the approved labeling to add new safety information, imposition of post-market or clinical trials to assess new safety risks, or imposition of distribution or other restrictions under a REMS program. Other potential consequences include, among other things:

- restrictions on the marketing or manufacturing of the product, complete withdrawal of the product from the market or product recalls;
- fines, warning letters or other enforcement-related letters or clinical holds on post-approval clinical trials;
- refusal of the FDA to approve pending NDAs/BLAs or supplements to approved NDAs/BLAs, or suspension or revocation of product approvals;
- product seizure or detention, or refusal to permit the import or export of products;
- injunctions or the imposition of civil or criminal penalties; and
- consent decrees, corporate integrity agreements, debarment, or exclusion from federal health care programs; or mandated modification of promotional materials and labeling and the issuance of corrective information.

In addition, the distribution of prescription pharmaceutical products is subject to the Prescription Drug Marketing Act, which sets minimum standards for the registration and regulation of pharmaceutical distributors by the states. Furthermore, the Drug Supply Chain Security Act (the "DSCSA") was enacted with the aim of building an electronic system to identify and trace certain prescription medicines distributed in the United States, including most biological products. The DSCSA mandates phased-in and resource-intensive obligations for pharmaceutical manufacturers, wholesale distributors, and dispensers over a 10-year period that is expected to culminate in November 2023. From time to time, new legislation and regulations may be implemented that could significantly change the statutory provisions governing the approval, manufacturing and marketing of products regulated by the FDA. It is impossible to predict whether further legislative or regulatory changes will be enacted, or FDA regulations, guidance or interpretations changed or what the impact of such changes, if any, may be.

U.S. patent term restoration and marketing exclusivity

Depending upon the timing, duration and specifics of the FDA approval of the use of our product candidates, some of our U.S. patents may be eligible for limited patent term extension under the Hatch-Waxman Amendments. The Hatch-Waxman Amendments permit a patent restoration term of up to five years as compensation for patent term lost during product development

and the FDA regulatory review process. However, patent term restoration cannot extend the remaining term of a patent beyond a total of 14 years from the product's approval date. The patent term restoration period is generally one-half the time between the effective date of an IND and the submission date of a BLA plus the time between the submission date of a BLA and the approval of that application. Only one patent applicable to an approved biological product is eligible for the extension and the application for the extension must be submitted prior to the expiration of the patent. In addition, a patent can only be extended once and only for a single product. The USPTO, in consultation with the FDA, reviews and approves the application for any patent term extension or restoration. In the future, we may intend to apply for restoration of patent term for one of our patents, if and as applicable, to add patent life beyond its current expiration date, depending on the expected length of the clinical trials and other factors involved in the filing of the relevant BLA.

A biological product may also obtain pediatric market exclusivity in the United States. Pediatric exclusivity is a type of non-patent marketing exclusivity available in the United States and, if granted, it provides for the attachment of an additional six months of marketing protection to the term of any existing regulatory exclusivity or listed patents. This six-month exclusivity may be granted if an NDA sponsor submits pediatric data that fairly respond to a Written Request from the FDA for such data. The data do not need to show the product to be effective in the pediatric population studied; rather, if the clinical trial is deemed to fairly respond to the FDA's request, the additional protection is granted. If reports of requested pediatric studies are submitted to and accepted by the FDA within the statutory time limits, whatever statutory or regulatory periods of exclusivity or patent protection cover the product are extended by six months. This is not a patent term extension, but it effectively extends the regulatory period during which the FDA cannot approve another application. The issuance of a Written Request does not require the sponsor to undertake the described studies.

Reference product exclusivity for biological products

In March 2010, the Patient Protection and Affordable Care Act (the "ACA") was enacted in the United States and included the Biologics Price Competition and Innovation Act (the "BPCIA"). The BPCIA amended the Public Health Service Act (the "PHSA") to create an abbreviated approval pathway for biological products that are biosimilar to or interchangeable with an FDA-licensed reference biological product. To date, the FDA has approved a number of biosimilars, and numerous biosimilars have been approved in Europe. The FDA has also issued several guidance documents outlining its approach to reviewing and approving biosimilars and interchangeable biosimilars.

A biosimilar product is defined as one that is highly similar to a reference product notwithstanding minor differences in clinically inactive components and for which there are no clinically meaningful differences between the biological product and the reference product in terms of the safety, purity and potency of the product. An interchangeable product is a biosimilar product that can be expected to produce the same clinical results as the reference product in any given patient and, for products administered multiple times to an individual, that the product and the reference product may be alternated or switched after one has been previously administered without increasing safety risks or risks of diminished efficacy relative to exclusive use of the reference biological product without such alternation or switch. Upon licensure by the FDA, an interchangeable biosimilar may be substituted for the reference product without the intervention of the health care provider who prescribed the reference product. The FDA approved the first interchangeable biosimilars, including an interchangeable monoclonal antibody biosimilar, in 2021.

The biosimilar applicant must demonstrate that the product is biosimilar based on data from (1) analytical studies showing that the biosimilar product is highly similar to the reference product; (2) animal studies (including toxicity); and (3) one or more clinical studies to demonstrate safety, purity and potency in one or more appropriate conditions of use for which the reference product is approved. In addition, the applicant must show that the biosimilar and reference products have the same mechanism of action for the conditions of use on the label, route of administration, dosage and strength, and the production facility must meet standards designed to assure product safety, purity and potency.

A reference biological product is granted 12 years of data exclusivity from the time of first licensure of the product, and the first approved interchangeable biologic product will be granted an exclusivity period of up to one year after it is first commercially marketed. As part of the Consolidated Appropriations Act for 2023, Congress amended the PHSA in order to permit multiple interchangeable products approved on the same day to receive and benefit from this one-year exclusivity period. If pediatric studies are performed and accepted by the FDA as responsive to a Written Request, the 12-year exclusivity period will be extended for an additional six months. In addition, the FDA will not accept an application for a biosimilar or interchangeable product based on the reference biological product until four years after the date of first licensure of the reference product. "First licensure" typically means the initial date the particular product at issue was licensed in the United States. Date of first licensure does not include the date of licensure of (and a new period of exclusivity is not available for) a supplement for the reference product for a subsequent application filed by the same sponsor or manufacturer of the reference product (or licensor, predecessor in interest or other related entity) for a change (not including a modification to the structure of the biological product) that results in a new indication, route of administration, dosing schedule, dosage form, delivery system, delivery device or strength or for a modification to the structure of the biological product that does not result in a change in safety, purity or potency. Therefore, one must determine whether a new product includes a modification to the structure of a previously licensed product that results in a change in safety, purity or potency to assess whether the licensure of the new product is a first licensure that triggers its own period of exclusivity. Whether a

subsequent application, if approved, warrants exclusivity as the “first licensure” of a biological product is determined on a case-by-case basis with data submitted by the sponsor.

The BPCIA is complex and is still being interpreted and implemented by the FDA. In addition, recent government proposals have sought to reduce the 12-year reference product exclusivity period. Other aspects of the BPCIA, some of which may impact the BPCIA exclusivity provisions, have also been the subject of recent litigation. As a result, the ultimate impact, implementation and meaning of the BPCIA is subject to significant uncertainty.

Additional regulation

In addition to the foregoing, state and federal laws regarding environmental protection and hazardous substances, including the Occupational Safety and Health Act, the Resource Conservancy and Recovery Act and the Toxic Substances Control Act, affect our business. These and other laws govern our use, handling and disposal of various biological, chemical and radioactive substances used in, and wastes generated by, our operations. If our operations result in contamination of the environment or expose individuals to hazardous substances, we could be liable for damages and governmental fines. We believe that we are in material compliance with applicable environmental laws and that continued compliance therewith will not have a material adverse effect on our business. We cannot predict, however, how changes in these laws may affect our future operations.

Furthermore, some countries have enacted or are considering enacting legal restrictions on the import or export of human genetic materials, cells or tissues. For example, in China, the Ministry of Science and Technology (“MOST”) and the former Ministry of Health in June 1998 jointly established the Interim Measures for the Administration of Human Genetic Resources in China. In July 2015, the MOST issued the Service Guide for the Examination and Approval of Sampling, Collecting, Trading, Exporting Human Genetic Resources, which provides that foreign entities that collect and use patients’ human genetic resources in clinical trials shall be required to file for an advance approval with the Human Genetic Resources Administration Office (“HGRAO”) through its online system.

In October 2017, the MOST issued the Circular on Optimizing the Administrative Examination and Approval of Human Genetic Resources, which simplified the approval process for collecting and using human genetic resources for the purpose of seeking marketing authorization of medicines in China.

In May 2019, the State Council of China issued the Regulation on the Administration of Human Genetic Resources (the “HGR Regulation”), which stipulates the approval requirements pertinent to research collaborations between Chinese and foreign-owned entities. Pursuant to this new rule, a new filing system (as opposed to the advance approval approach originally in place) is put in place for international clinical trials using Chinese patients’ biospecimens at clinical study sites without involving the export of such biospecimens outside of China. A notification filing that specifies the type, quantity and usage of the biospecimens, among others, with the HGRAO is required before conducting such clinical trials. The collection, use, and outbound transfer of Chinese patients’ biospecimens in international collaboration for basic scientific research involving export are still subject to the advance approval of the HGRAO.

In October 2020, the Standing Committee of the National People’s Congress promulgated the China Biosecurity Law, which became effective on April 15, 2021. The China Biosecurity Law reaffirms the regulatory requirements stipulated by the HGR Regulation while potentially increasing the administrative fines significantly in cases in which foreign entities are alleged to have collected, preserved or exported Chinese human genetic resources.

U.S. Foreign Corrupt Practices Act

The U.S. Foreign Corrupt Practices Act (the “FCPA”), to which we are subject, prohibits corporations and individuals from engaging in certain activities to obtain or retain business or to influence a person working in an official capacity. It is illegal to pay, offer to pay or authorize the payment of anything of value to any foreign government official, government staff member, political party or political candidate in an attempt to obtain or retain business or to otherwise influence a person working in an official capacity.

Government regulation outside of the United States

In addition to regulations in the United States, we are subject to a variety of regulations in other jurisdictions governing, among other things, research and development, clinical trials, testing, manufacturing, safety, efficacy, labeling, packaging, storage, record keeping, distribution, reporting, advertising and other promotional practices involving biological products as well as authorization and approval of our products. Because biologically sourced raw materials are subject to unique contamination risks, their use may be restricted in some countries.

The requirements and process governing the conduct of clinical trials, product licensing, pricing and reimbursement vary from country to country. In all cases, the clinical trials must be conducted in accordance with GCP and the applicable regulatory requirements and the ethical principles that have their origin in the Declaration of Helsinki. If we fail to comply with applicable

foreign regulatory requirements, we may be subject to, among other things, fines, suspension of clinical trials, suspension or withdrawal of regulatory approvals, product recalls, seizure of products, operating restrictions and criminal prosecution.

European Union clinical trials regulation

Whether or not we obtain FDA approval for a product, we must obtain the requisite approvals from regulatory authorities in foreign countries prior to the commencement of clinical trials or marketing of the product in those countries. Certain countries outside of the United States have a similar process that requires the submission of a clinical trial application much like the IND prior to the commencement of human clinical trials. In the European Union, for example, a Clinical Trial Application (“CTA”) must be submitted for each clinical trial to each country’s National Competent Authority (“NCA”) and at least one IEC, much like the FDA and an IRB, respectively. Once the CTA is approved in accordance with a country’s requirements, the corresponding clinical trial may proceed. Under the current regime (the EU Clinical Trials Directive 2001/20/EC and corresponding national laws) all suspected unexpected serious adverse reactions to the investigated medicine that occur during the clinical trial have to be reported to the NCA and ECs of the Member State where they occurred.

Under the Clinical Trials Regulation (EU) No 536/2014, which came into effect on January 31, 2022, there is a centralized application procedure where one EU Member State’s competent authority takes the lead in reviewing part I of the application, which contains scientific and medicinal product documentation, and the other national authorities only have limited involvement. Part II, which contains the national and patient-level documentation, is assessed individually by each EU Member State. Any substantial changes to the trial protocol or other information submitted with the CTA must be notified to or approved by the relevant competent authorities and ethics committees. Medicines used in clinical trials must be manufactured in accordance with good manufacturing practices. Other national and EU-wide regulatory requirements may also apply.

Currently, the extent to which clinical trials will be governed by the Clinical Trials Regulation will depend on when the clinical trial is initiated or on the duration of an ongoing trial. As of January 2023, all new clinical trials must comply with the Clinical Trials Regulation. In addition, any clinical trial that was already under way as of January 1, 2023 and continues for more than 3 years from the day on which the Clinical Trials Regulation becomes applicable (i.e., January 31, 2025), the Clinical Trials Regulation will at that time begin to apply to the clinical trial.

Medicinal product review and approval in the EEA

In the European Economic Area (the “EEA”) (comprised of the EU Member States plus Norway, Iceland and Liechtenstein), medicinal products, including advanced therapy medicinal products (“ATMPs”), are subject to extensive pre-and post-market regulation by regulatory authorities at both the EEA and national levels. Regulated in accordance with Regulation (EC) No 1394/2007 (the “ATMP Regulation”), ATMPs comprise gene therapy products, somatic cell therapy products and tissue engineered products. The CAT (as defined below) designated REACT as a tissue engineered product. Gene therapy products deliver genes into the body that lead to a therapeutic, prophylactic or diagnostic effect. We anticipate that REACT will be regulated as an ATMP in the EEA.

To obtain regulatory approval of an ATMP under EEA regulatory systems, we must submit a marketing authorization application (“MAA”) under the centralized procedure administered by the EMA. The application used to submit the BLA in the United States is similar to the required application process in the European Union, with the exception of, among other things, certain specific requirements set out in the ATMP Regulation, for example certain additional product characteristic information that must be included in the MAA. The centralized procedure provides for the grant of a single marketing authorization by the European Commission that is valid across all of the EEA. As provided for in the ATMP Regulation, the scientific evaluation of MAAs for ATMPs is primarily performed by a specialized scientific committee called the Committee for Advanced Therapies (the “CAT”). The CAT prepares a draft opinion on the quality, safety and efficacy of the ATMP which is the subject of the MAA, which is sent for final approval to the Committee for Medicinal Products for Human Use (the “CHMP”). The CHMP recommendation is then sent to the European Commission, which adopts a decision binding in all EEA Member States. The maximum timeframe for the evaluation of a MAA for an ATMP is 210 days from receipt of a valid MAA, excluding clock stops when additional information or written or oral explanation is to be provided by the applicant in response to questions of the CAT and/or CHMP. Clock stops may extend the timeframe of evaluation of a MAA considerably beyond 210 days. Where the CHMP gives a positive opinion, the EMA provides the opinion together with supporting documentation to the European Commission, which makes and issues the final decision to grant a marketing authorization within 67 days of receipt of the EMA’s recommendation. Accelerated assessment may be granted by the CHMP in exceptional cases, when a medicinal product is of major interest from the point of view of public health and, in particular, from the viewpoint of therapeutic innovation. If the CHMP accepts such a request, the timeframe of 210 days for assessment will be reduced to 150 days (excluding clock stops), but it is possible that the CHMP may revert to the standard time limit for the centralized procedure if it determines that the application is no longer appropriate to conduct an accelerated assessment.

Because the United Kingdom (which comprises Great Britain and Northern Ireland) left the European Union, Great Britain will no longer be covered by centralized marketing authorizations (under the Northern Ireland Protocol, centralized marketing

authorizations will continue to be recognized in Northern Ireland). All medicinal products with a current centralized marketing authorization were automatically converted to Great Britain marketing authorizations on January, 1 2021. For a period of two years from January 1, 2021, the Medicines and Healthcare products Regulatory Agency (the “MHRA”), the UK medicines regulator, may rely on a decision taken by the European Commission on the approval of a new marketing authorization in the centralized procedure, in order to more quickly grant a new Great Britain marketing authorization. A separate application will, however, still be required.

Data and marketing exclusivity

The EEA also provides opportunities for market exclusivity. Upon receiving marketing authorization in the EEA, innovative medicinal products generally receive eight years of data exclusivity and an additional two years of market exclusivity. If granted, data exclusivity prevents generic or biosimilar applicants from referencing the innovator’s preclinical and clinical trial data contained in the dossier of the reference product when applying for a generic or biosimilar marketing authorization during a period of eight years from the date on which the reference product was first authorized in the EEA. During the additional two-year period of market exclusivity, a generic or biosimilar marketing authorization can be submitted, and the innovator’s data may be referenced, but no generic or biosimilar product can be marketed until the expiration of the market exclusivity period. The overall ten-year period will be extended to a maximum of eleven years if, during the first eight years of those ten years, the marketing authorization holder obtains an authorization for one or more new therapeutic indications which, during the scientific evaluation prior to authorization, is held to bring a significant clinical benefit in comparison with existing therapies. Even if an innovative medicinal product gains the prescribed period of data exclusivity, another company may market another version of the product if such company obtained marketing authorization based on a MAA with a complete independent data package of pharmaceutical tests, preclinical tests and clinical trials. There is, however, no guarantee that a product will be considered by the European Union’s regulatory authorities to be an innovative medicinal product, and products may therefore not qualify for data exclusivity.

Post-approval controls

Following approval, the holder of the marketing authorization is required to comply with a range of requirements applicable to the manufacturing, marketing, promotion and sale of the medicinal product. These include the following:

- The holder of a marketing authorization must establish and maintain a pharmacovigilance system and appoint an individual qualified person for pharmacovigilance, who is responsible for oversight of that system. Key obligations include expedited reporting of suspected serious adverse reactions and submission of periodic safety update reports (“PSURs”).
- All new MAAs must include a risk management plan (“RMP”), describing the risk management system that the company will put in place and documenting measures to prevent or minimize the risks associated with the product. The regulatory authorities may also impose specific obligations as a condition of the marketing authorization. Such risk-minimization measures or post-authorization obligations may include additional safety monitoring, more frequent submission of PSURs, or the conduct of additional clinical trials or post-authorization safety studies. RMPs and PSURs are routinely available to third parties requesting access, subject to limited redactions.
- All advertising and promotional activities for the product must be consistent with the approved Summary of Product Characteristics (“SmPC”), and therefore all off-label promotion is prohibited. Direct-to-consumer advertising of prescription medicines is also prohibited in the European Union. Although general requirements for advertising and promotion of medicinal products are established under EU directives, the details are governed by regulations in each EU Member State and can differ from one country to another.

Failure to comply with European Union and EU Member State laws that apply to the conduct of clinical trials, manufacturing approval, marketing authorization of medicinal products and marketing of such products (both before and after grant of the marketing authorization), manufacturing of pharmaceutical products, statutory health insurance, bribery and anti-corruption or with other applicable regulatory requirements may result in administrative, civil or criminal penalties. Such penalties could include delays or refusal to authorize the conduct of clinical trials or to grant the marketing authorization, product withdrawals and recalls, product seizures, suspension, withdrawal or variation of the marketing authorization, total or partial suspension of production, distribution, manufacturing or clinical trials, operating restrictions, injunctions, suspension of licenses, fines and criminal penalties.

Brexit and the Regulatory Framework in the United Kingdom

As of January 1, 2021, EU law no longer directly applies in the United Kingdom. The United Kingdom has adopted existing EU medicines regulation as standalone UK legislation with some amendments to reflect procedural and other requirements with respect to marketing authorizations and other regulatory provisions.

In order to market medicines in the United Kingdom, manufacturers must hold a UK authorization. On January 1, 2021, all EU marketing authorizations were converted to UK marketing authorizations subject to a manufacturer opt-out. UK medicines legislation

is subject to future regulatory change under the Medicines and Medical Devices Act 2021, which sets out a framework for the adoption of medicines regulation. Guidance issued by the Medicines and Healthcare products Regulatory Agency, or MHRA, states that the United Kingdom will have the power to take into account marketing authorizations made under the EU decentralized and mutual recognition procedures. In addition, the MHRA's guidance has been updated to refer to new national licensing procedures including new routes of evaluation for novel and biotechnological products.

Different rules will apply in Northern Ireland following implementation of the Northern Ireland Protocol. In Northern Ireland, EU central marketing applications will continue to apply.

The Trade and Cooperation Agreement between the European Union and the United Kingdom contains an Annex in relation to medicinal products with the objective of facilitating availability of medicines, promotion of public health and consumer protection in respect of medicinal products. The Annex provides for mutual recognition of good manufacturing practice (GMP) inspections and certificates, meaning that manufacturing facilities do not need to undergo duplicate inspections for the two markets. The Annex establishes a Working Group on Medicinal Products to deal with matters under the Trade and Cooperation Agreement, facilitate cooperation and for the carrying out of technical discussions. It is expected that further bilateral discussions will continue with respect to regulatory areas not the subject of the Trade and Cooperation Agreement, including pharmacovigilance. The Trade and Cooperation Agreement also does not include reciprocal arrangements for the recognition of batch testing certification. However, the United Kingdom has listed approved countries, including the EEA which will enable UK importers and wholesales to recognize certain certification and regulatory standards. The European Commission has not adopted such recognition procedures.

Relatedly, following the United Kingdom's withdrawal from the EU, the General Data Protection Regulation ("GDPR") has been implemented in the United Kingdom (as the UK GDPR). The UK GDPR sits alongside the UK Data Protection Act 2018 which implements certain derogations in the EU GDPR into United Kingdom law. Under the UK GDPR, companies not established in the United Kingdom but who process personal data in relation to the offering of goods or services to individuals in the United Kingdom, or to monitor their behavior will be subject to the UK GDPR – the requirements of which are (at this time) largely aligned with those under the EU GDPR and as such, may lead to similar compliance and operational costs with potential fines of up to £17.5 million or 4% of global turnover. On June 28, 2021, the European Commission issued a decision that the United Kingdom ensures an adequate level of protection for personal data transferred under the EU GDPR from the European Union to the United Kingdom. In 2022, the UK government proposed and debated the Data Protection and Digital Information Bill to harmonize the 2018 Data Protection Act, UK GDPR, and the Privacy and Electronic Communications Regulations under one legislative framework. However, progress on the bill stalled as the government continues to assess the most optimal approach to data protection reform.

Other health care laws and compliance requirements

If our product candidates are approved in the United States, we will have to comply with various U.S. federal and state laws, rules and regulations pertaining to health care fraud and abuse, including anti-kickback laws and false claims laws, rules and regulations. Violations of the fraud and abuse laws are punishable by criminal and civil sanctions, including, in some instances, exclusion from participation in federal and state health care programs, including Medicare and Medicaid. These laws include:

- the federal Anti-Kickback Statute (the "AKS"), which prohibits, among other things, knowingly and willfully soliciting, receiving, offering or paying any remuneration (including any kickback, bribe, or rebate), directly or indirectly, overtly or covertly, in cash or in kind, to induce, or in return for, either the referral of an individual, or the purchase, lease, order, arrangement or recommendation of any good, facility, item or service for which payment may be made, in whole or in part, under a federal health care program, such as the Medicare and Medicaid programs; a person or entity does not need to have actual knowledge of the AKS or specific intent to violate it to have committed a violation. In addition, the government may assert that a claim including items or services resulting from a violation of the AKS constitutes a false or fraudulent claim for purposes of the federal False Claims Act (the "FCA") or federal civil money penalties statute;
- the federal civil and criminal false claims laws and civil monetary penalty laws, including the FCA, which prohibit, among other things, individuals or entities from knowingly presenting, or causing to be presented, false or fraudulent claims for payment to, or approval by Medicare, Medicaid, or other federal health care programs, knowingly making, using or causing to be made or used a false record or statement material to a false or fraudulent claim or an obligation to pay or transmit money to the federal government, or knowingly concealing or knowingly and improperly avoiding or decreasing or concealing an obligation to pay money to the federal government. Manufacturers can be held liable under the FCA even when they do not submit claims directly to government payers if they are deemed to "cause" the submission of false or fraudulent claims. The FCA also permits a private individual acting as a "whistleblower" to bring actions on behalf of the federal government alleging violations of the FCA and to share in any monetary recovery;

- the Civil Monetary Penalties Law (beneficiary inducement law), which prohibits, among other things, the offering or giving of remuneration, which includes, without limitation, any transfer of items or services for free or for less than fair market value (with limited exceptions), to a Medicare or Medicaid beneficiary that the person knows or should know is likely to influence the beneficiary's selection of a particular supplier of items or services reimbursable by a federal or state governmental program;
- The Health Insurance Portability and Accountability Act of 1996 ("HIPAA"), which created new federal criminal statutes that prohibit knowingly and willfully executing, or attempting to execute, a scheme to defraud any health care benefit program or obtain, by means of false or fraudulent pretenses, representations, or promises, any of the money or property owned by, or under the custody or control of, any health care benefit program, regardless of the payor (e.g., public or private) and knowingly and willfully falsifying, concealing or covering up by any trick or device a material fact or making any materially false, fictitious, or fraudulent statements or representations in connection with the delivery of, or payment for, health care benefits, items or services relating to health care matters; similar to the AKS, a person or entity does not need to have actual knowledge of the statute or specific intent to violate it in order to have committed a violation;
- the federal transparency requirements under the ACA, including the provision commonly referred to as the Physician Payments Sunshine Act, and its implementing regulations, which requires applicable manufacturers of medicines, devices, biologics and medical supplies for which payment is available under the Medicare, Medicaid or the Children's Health Insurance Program to report annually to the U.S. Department of Health and Human Services ("DHHS") information related to payments or other transfers of value made to physicians (defined to include doctors, dentists, optometrists, podiatrists and chiropractors), physician assistants, nurse practitioners, clinical nurse specialists, certified registered nurse anesthetists, anesthesiologist assistants, certified nurse midwives and teaching hospitals, as well as ownership and investment interests held by physicians and their immediate family; and
- the FCPA and other anti-corruption laws and regulations pertaining to our financial relationships and interactions with foreign government officials, which prohibit U.S. companies and their employees, officers, and representatives from paying, offering to pay, promising, or authorizing the payment of anything of value to any foreign government official (including, potentially, healthcare professionals in countries in which we operate or may sell our products), government staff member, political party, or political candidate to obtain or retain business or to otherwise seek favorable treatment.

Additionally, we are subject to state and foreign equivalents of each of the health care laws and regulations described above, among others, some of which may be broader in scope and may apply regardless of the payor. Many U.S. states have adopted laws similar to the AKS and FCA, and may apply to our business practices, including, but not limited to, research, distribution, sales or marketing arrangements and claims involving health care items or services reimbursed by non-governmental payors, including private insurers. In addition, some states have passed laws that require pharmaceutical companies to comply with the April 2003 Office of Inspector General Compliance Program Guidance for Pharmaceutical Manufacturers and/or the Pharmaceutical Research and Manufacturers of America's Code on Interactions with Health Care Professionals. Several states also impose other marketing restrictions or require pharmaceutical companies to make marketing or price disclosures to the state. There are ambiguities as to what is required to comply with these state requirements and if we fail to comply with an applicable state law requirement, we could be subject to penalties.

Because of the breadth of these laws and the narrowness of the statutory exceptions and safe harbors available, it is possible that some of our business activities could be subject to challenge under one or more of such laws.

Violations of fraud and abuse laws may be punishable by criminal and/or civil sanctions, including penalties, fines, imprisonment and/or exclusion or suspension from federal and state health care programs such as Medicare and Medicaid and debarment from contracting with the U.S. government. In addition, private individuals have the ability to bring actions on behalf of the U.S. government under the FCA as well as under the false claims laws of several states.

Law enforcement authorities are increasingly focused on enforcing health care fraud and abuse laws, and it is possible that some of our practices may be challenged under these laws. Efforts to ensure that our current and future business arrangements with third parties, and our business generally, will comply with applicable health care laws and regulations will involve substantial costs. If our operations, including our arrangements with physicians and other health care providers are found to be in violation of any of such laws or any other governmental regulations that apply to us, we may be subject to penalties, including, without limitation, administrative, civil and criminal penalties, damages, fines, disgorgement, contractual damages, reputational harm, diminished profits and future earnings, the curtailment or restructuring of our operations, exclusion from participation in federal and state health care programs (such as Medicare and Medicaid), and imprisonment, any of which could adversely affect our ability to operate our business and our financial results. The approval and commercialization of any of our product candidates outside the United States will also subject us to foreign equivalents of the health care laws mentioned above, among other foreign laws.

If any of the physicians or other health care providers or entities with whom we expect to do business are found to be not in compliance with applicable laws, they may be subject to criminal, civil or administrative sanctions, including exclusions from government-funded health care programs, which may also adversely affect our business.

The risk of our being found in violation of these laws is increased by the fact that many of these laws have not been fully interpreted by the regulatory authorities or the courts, and their provisions are open to a variety of interpretations. Any action against us for violation of these laws, even if we successfully defend against it, could cause us to incur significant legal expenses and divert our management's attention from the operation of our business. The shifting compliance environment and the need to build and maintain a robust system to comply with multiple jurisdictions with different compliance and reporting requirements increases the possibility that a health care company may violate one or more of the requirements. Efforts to ensure that our business arrangements with third parties will comply with applicable health care laws and regulations will involve substantial cost.

Data Privacy and Security

There are federal, state and foreign laws governing the privacy and security of health information and personal information, many of which differ from each other in significant ways and apply simultaneously, thus complicating compliance efforts.

HIPAA, as amended by the Health Information Technology for Economic and Clinical Health ("HITECH"), and its implementing regulations, strengthens and expands requirements relating to the privacy, security, and transmission of individually identifiable health information; and requires notification to affected individuals and regulatory authorities of certain breaches of security of individually identifiable health information.

HITECH strengthened and expanded HIPAA and increased penalties for violations. Under HITECH, regulated entities are subject to enforcement by the federal government and by state Attorneys General, who were given authority to enforce HIPAA under HITECH. Some state laws impose privacy protections more stringent than HIPAA and data security requirements applicable to information beyond health care information (for example, the California Consumer Privacy Act of 2018 (the "CCPA")). These state laws create an additional level of enforcement and may require additional reporting in the event of breach. Most of the health care providers in the United States with whom we collaborate to develop and test our products must comply with HIPAA and applicable state law. We may not be directly subject to these laws, however, we must structure our activities in compliance with these laws to ensure that we can access and use health information to support our research, development and other activities. Our failure to comply with these privacy and security laws or a breach of health information or personal data could prompt enforcement against our health care provider partners, create third party liability for our company and/or cause significant financial or reputational harm to our company.

We may also be subject to additional privacy restrictions. The collection, use, storage, disclosure, transfer, or other processing of personal data regarding individuals in the EEA, including personal health data, is subject to the GDPR, which became effective on May 25, 2018. The GDPR is wide-ranging in scope and imposes numerous requirements on companies that process personal data, including requirements relating to processing health and other sensitive data, obtaining explicit consent of the individuals to whom the personal data relates, providing information to individuals regarding data processing activities, implementing safeguards to protect the security and confidentiality of personal data, providing notification of data breaches, and taking certain measures when engaging third-party processors. The GDPR also imposes strict rules on the transfer of personal data to countries outside the European Union and EEA, including the United States, and permits data protection authorities to impose large penalties for violations of the GDPR, including potential fines of up to €20 million or 4% of annual global revenues, whichever is greater. The GDPR also confers a private right of action on data subjects and consumer associations to lodge complaints with supervisory authorities, seek judicial remedies, and obtain compensation for damages resulting from violations of the GDPR. In addition, the GDPR includes restrictions on cross-border data transfers. Compliance with the GDPR is a rigorous and time-intensive process that may increase our cost of doing business or require us to change our business practices, and despite those efforts, there is a risk that we may be subject to fines and penalties, litigation, and reputational harm in connection with our European activities.

Health care reform

In the United States and some foreign jurisdictions, there have been, and continue to be, several legislative and regulatory changes and proposed changes regarding the health care system that could prevent or delay marketing approval of product and therapeutic candidates, restrict or regulate post-approval activities, and affect the ability to profitably sell product and therapeutic candidates that obtain marketing approval. The FDA's and other regulatory authorities' policies may change and additional government regulations may be enacted that could prevent, limit or delay regulatory approval of our product and therapeutic candidates. If we are slow or unable to adapt to changes in existing requirements or the adoption of new requirements or policies, or if we are not able to maintain regulatory compliance, we may lose any marketing approval that we otherwise may have obtained and we may not achieve or sustain profitability, which would adversely affect our business, prospects, financial condition and results of operations.

In addition, the containment of healthcare costs has become a priority of federal and state governments and the prices of therapeutics have been a focus in this effort. The U.S. government, state legislatures and foreign governments also have shown significant interest in implementing cost-containment programs to limit the growth of government-paid healthcare costs, including price controls, restrictions on reimbursement, and requirements for substitution of generic and biosimilar products for branded

prescription medicines and biologics, respectively. In recent years, the U.S. Congress has considered reductions in Medicare reimbursement levels for medicines and biologics administered by physicians. CMS, the agency that administers the Medicare and Medicaid programs, also has authority to revise reimbursement rates and to implement coverage restrictions for some drugs and biologics. Cost reduction initiatives and changes in coverage implemented through legislation or regulation could decrease utilization of and reimbursement for any approved products we may market in the future. While Medicare regulations apply only to pharmaceutical benefits for Medicare beneficiaries, private payors often follow Medicare coverage policy and payment limitations in setting their own reimbursement rates. Therefore, any reduction in reimbursement that results from federal legislation or regulation may result in a similar reduction in payments from private payors.

The ACA, as amended by the Health Care and Education Affordability Reconciliation Act, was enacted in 2010 and substantially changed the way health care is financed by both governmental and private insurers in the United States, and significantly impacted the pharmaceutical industry. The ACA was intended to broaden access to health insurance, reduce or constrain the growth of healthcare spending, enhance remedies against healthcare fraud and abuse, add new transparency requirements for healthcare and health insurance industries, impose new taxes and fees on pharmaceutical manufacturers, and impose additional health policy reforms. With regard to biopharmaceutical products, the ACA, among other things, addressed a new methodology by which rebates owed by manufacturers under the Medicaid Drug Rebate Program are calculated for therapeutics that are inhaled, infused, instilled, implanted or injected, increased the minimum Medicaid rebates owed by manufacturers under the Medicaid Drug Rebate Program and extended the rebate program to individuals enrolled in Medicaid managed care organizations, established annual fees on manufacturers of certain branded prescription medicines, created a new Medicare Part D coverage gap discount program, and expanded the 340B drug discount program. As another example, the 2021 Consolidated Appropriations Act signed into law on December 27, 2020 incorporated extensive health care provisions and amendments to existing laws, including a requirement that all manufacturers of medicines and biological products covered under Medicare Part B report the product's average sales price, to the DHHS beginning on January 1, 2022, subject to enforcement via civil money penalties.

There have been executive, judicial and Congressional challenges to certain aspects of the ACA since its enactment, and it is possible that there will be additional challenges and amendments to the ACA in the future.

Other legislative changes have been proposed and adopted since passage of the ACA that affect health care expenditures. These changes include aggregate reductions to Medicare payments to providers of up to 2% per fiscal year pursuant to the Budget Control Act of 2011, which began in 2013 and was extended by the Consolidated Appropriations Act for 2023, and will remain in effect through 2032 unless additional Congressional action is taken. Further legislative and regulatory changes under the ACA remain possible, but it is unknown what form any such changes or any law would take, and how or whether it may affect the biopharmaceutical industry as a whole or our business in the future. We expect that changes or additions to the ACA, the Medicare and Medicaid programs and changes stemming from other healthcare reform measures, especially with regard to healthcare access, financing or other legislation in individual states, could have a material adverse effect on the healthcare industry in the United States.

In recent years, there has been heightened governmental scrutiny over the manner in which biopharmaceutical manufacturers set prices for their marketed products. Such scrutiny has resulted in several recent U.S. Congressional inquiries and proposed and enacted federal and state legislation designed to, among other things, bring more transparency to medicine pricing, review the relationship between pricing and manufacturer patient programs, reduce the cost of medicines under Medicare, and reform government program reimbursement methodologies for pharmaceutical products. Congress and the executive branch have each indicated that it will continue to seek new legislative and/or administrative measures to control the costs of medicines, making this area subject to ongoing uncertainty.

More recently, in August 2022, President Biden signed into the law the Inflation Reduction Act of 2022 (the "IRA"). Among other things, the IRA has multiple provisions that may impact the prices of drug products that are both sold into the Medicare program and throughout the United States. Starting in 2023, a manufacturer of a drug or biological product covered by Medicare Parts B or D must pay a rebate to the federal government if the drug product's price increases faster than the rate of inflation. This calculation is made on a drug product by drug product basis and the amount of the rebate owed to the federal government is directly dependent on the volume of a drug product that is paid for by Medicare Parts B or D. Additionally, starting in payment year 2026, CMS will negotiate drug prices annually for a select number of single-source Part D drugs, including biologics that have been on the market for 13 years, without generic or biosimilar competition. CMS will also negotiate drug prices for a select number of Part B drugs, including biologics that have been on the market for 13 years, starting for payment year 2028. If a drug product is selected by CMS for negotiation, it is expected that the revenue generated from such drug will decrease.

At the state level in the United States, legislatures have also increasingly passed legislation and implemented regulations designed to control pharmaceutical product pricing, including price or patient reimbursement constraints, discounts, restrictions on certain product access, and marketing cost disclosure and transparency measures, and in some cases, designed to encourage importation from other countries and bulk purchasing. In December 2020, the U.S. Supreme Court held unanimously that federal law does not preempt the states' ability to regulate pharmaceutical benefit managers and other members of the healthcare and pharmaceutical supply chain, an important decision that may lead to further and more aggressive efforts by states in this area.

We cannot predict the likelihood, nature or extent of government regulation that may arise from future legislation or administrative or executive action, either in the United States or abroad. We expect that additional federal, state, and foreign healthcare reform measures will be adopted in the future, any of which could limit the amounts that federal and state governments will pay for healthcare products and services, which could result in limited coverage and reimbursement and reduced demand for our products, once approved, or additional pricing pressures.

Coverage and reimbursement

Significant uncertainty exists as to the coverage and reimbursement status of any cell-based regenerative therapies for which we may obtain regulatory approval. In the United States and markets in other countries, sales of any cell-based therapies for which we receive regulatory approval for commercial sale will depend, in part, on the availability of coverage and reimbursement from payors. Payors include government authorities, managed care providers, private health insurers and other organizations. Patients who are prescribed treatments for their conditions and providers who prescribe such treatments generally rely on these third-party payors to reimburse all or part of the treatment and other associated health care costs. The process for determining whether a payor will provide coverage for a medicine, device or biologic product may be separate from the process for setting the reimbursement rate that the payor will pay for the product. Payors may limit coverage to specific products on an approved list, or formulary, which might not include all of the FDA-approved products for a particular indication. A decision by a payor not to cover our cell-based therapies could reduce physician utilization of our products, if they are approved, and have a material adverse effect on our sales, results of operations and financial condition. Moreover, a payor's decision to provide coverage for a product does not imply that an adequate reimbursement rate will be approved. Adequate third-party reimbursement may not be available to enable us to maintain price levels sufficient to realize an appropriate return on our investment in product development and manufacturing costs. Further, due to the COVID-19 pandemic, millions of individuals have lost or may lose employer-based insurance coverage, which may adversely affect our ability to commercialize our products in certain jurisdictions.

In addition, coverage and reimbursement for products can differ significantly from payor to payor. One payor's decision to cover a particular medical product or service does not ensure that other payors will also provide coverage for the medical product or service, or will provide coverage at an adequate reimbursement rate. In the United States, the principal decisions about reimbursement for new medicines are typically made by CMS. CMS decides whether and to what extent a new medicine will be covered and reimbursed under Medicare and private payors tend to follow CMS to a substantial degree.

Additionally, the coverage determination process will require us to provide scientific and clinical support for the use of our products to each payor separately and will be a time-consuming process.

Payors are increasingly challenging the price and examining the medical necessity and cost-effectiveness of medical products and services, in addition to their safety and efficacy. In order to obtain and maintain coverage and reimbursement for any product, we may need to conduct expensive evidence generation studies in order to demonstrate the medical necessity and cost-effectiveness of such a product, in addition to the costs required to obtain regulatory approvals. If payors do not consider a product to be cost-effective compared to current standards of care, they may not cover the product as a benefit under their plans or, if they do, the level of payment may not be sufficient to allow a company to cover its costs or make a profit.

Outside of the United States, the pricing of pharmaceutical products is subject to governmental control in many countries. For example, in the European Union, pricing and reimbursement schemes vary widely from country to country. Some countries provide that products may be marketed only after a reimbursement price has been agreed with the government authority. Furthermore, some countries may require the completion of additional studies that compare the effectiveness and/or cost-effectiveness of a particular therapy to current standards of care as part of so-called health technology assessments in order to obtain reimbursement or pricing approval. Additionally, there may be a need for activities to secure reimbursement for procedures associated with products administered in a hospital setting under the diagnosis-related group system, whereby a billing code may not exist or may be currently insufficient to cover the cost of the procedure. In other instances, countries may monitor and control product volumes and issue guidance to physicians to limit prescriptions in the form of treatment policies. Efforts to control prices and utilization of pharmaceutical products and medical devices will likely continue as countries attempt to manage health care expenditures.

Human Capital Resources

As of December 31, 2022, ProKidney had 87 full-time employees. This included 31 in research and development, 43 in manufacturing, operations, quality control and quality assurance, and 13 in general and administrative functions. We have no collective bargaining agreements with our employees, and we have not experienced any work stoppages. We consider our relations with our employees to be good.

Information Available on the Internet

Our internet address is <https://www.prokidney.com>, to which we regularly post copies of our press releases as well as additional information about us. This Annual Report on Form 10-K and our quarterly reports on Form 10-Q, current reports on Form 8-K, and all amendments to those reports, are available to you free of charge through the Investors section of our website as soon as reasonably practicable after such materials have been electronically filed with, or furnished to, the SEC. The SEC maintains an internet site (<http://www.sec.gov>) that contains reports, proxy and information statements, and other information regarding issuers that file electronically with the SEC. We include our web site address in this Annual Report only as an inactive textual reference. Information contained in our website does not constitute a part of this report or our other filings with the SEC.

Item 1A. Risk Factors.

Risks Related to Our Financial Position and Need for Additional Capital

We have incurred significant net losses since inception and we expect to continue to incur significant net losses for the foreseeable future.

We have incurred significant net losses since our inception. We continue to incur significant research and development and other expenses related to our ongoing operations. For the years ended December 31, 2022, 2021 and 2020, we reported net losses before noncontrolling interest of \$148.1 million, \$55.1 million and \$26.7 million, respectively. As of December 31, 2022 and 2021, we had an accumulated deficit of \$1,104.1 million and \$161.5 million, respectively. We have devoted substantially all of our resources and efforts to research and development, and we expect that it will be several years, if ever, before we generate revenue from product sales. Even if we receive marketing approval for, and commercialize our lead product candidate, REACT, we expect that we will continue to incur substantial research and development and other expenses to develop and market additional potential product candidates.

Our product candidate, REACT, is still in clinical testing. We expect to continue to incur significant losses for the foreseeable future, and we anticipate that our expenses will increase substantially if, and as, we:

- advance the development of REACT and any other future product candidates through clinical development, and, if successful, later-stage clinical trials;
- experience delays or interruptions to any future preclinical studies, our current clinical trials, our receipt of services from our third-party service providers on whom we rely, or our supply chain, including delays due to the COVID-19 pandemic, other health crises or events or circumstances beyond our control;
- seek regulatory approvals for any future product candidates that may successfully complete clinical trials;
- commercialize REACT and any future product candidates, if approved;
- increase the amount of research and development activities to discover and develop product candidates and line extensions;
- manufacture the materials needed for clinical trials or, following receipt of necessary regulatory approvals, commercial sales, at our manufacturing facilities;
- establish and validate commercial-scale cGMP manufacturing facilities and partner with Contract Manufacturing Organizations (“CMOs”);
- establish a commercialization infrastructure and scale up internal and external manufacturing and distribution capabilities to commercialize any product candidates for which we may obtain regulatory approval;
- hire additional executives in clinical development, regulatory, manufacturing, quality control, quality assurance, scientific, public / investor relations general and administrative and management personnel;
- expand our operational, financial and management systems and increase personnel, including personnel to support our clinical development and manufacturing efforts, general and administrative functions and our operations as a public company;
- establish domestic and global sales, marketing, medical affairs and distribution infrastructure to commercialize any products for which we may obtain marketing approval and intend to commercialize on our own or jointly with third parties;
- maintain, expand and protect our intellectual property portfolio; and
- invest in or in-license other technologies or product candidates.

To become and remain profitable, we must develop and eventually commercialize products with significant market potential. This will require us to be successful in a range of challenging activities, including completing non-clinical studies and clinical trials, obtaining marketing approval for REACT and any future product candidates, manufacturing, marketing and selling products for which we may obtain marketing approval and satisfying any post-marketing requirements. Because of the numerous risks and uncertainties associated with biopharmaceutical product development, we are unable to accurately predict the timing or amount of increased expenses or when, or if, we will be able to achieve profitability. We may never succeed in any or all of these activities

and, even if we do, we may never generate revenue that is significant enough to achieve profitability. If we do achieve profitability, we may not be able to sustain or increase profitability on a quarterly or annual basis. Our failure to become and remain profitable would decrease the value of our company and could impair our ability to raise capital, maintain our research and development efforts, expand our business or continue our operations.

We will continue to require substantial additional capital to finance our operations. If we are unable to raise such capital when needed, or on acceptable terms, we may be forced to delay, reduce and/or eliminate one or more of our research and product development programs, future commercialization efforts or other operations.

Developing biopharmaceutical products, including conducting clinical trials, is a very time-consuming, expensive and uncertain process that takes years to complete. Our operations have consumed substantial amounts of cash since inception. We expect our expenses to increase in connection with our ongoing activities, particularly as we conduct our ongoing and planned clinical trials of REACT and any future product candidates that we may develop, seek regulatory approvals for REACT and our future product candidates, and manufacture, launch and commercialize any products for which we receive regulatory approval. We also expect to incur additional costs associated with operating as a public company. Accordingly, we will need to obtain substantial additional funding in order to maintain our continuing operations. If we are unable to raise capital when needed or on acceptable terms, we may be forced to delay, reduce or eliminate one or more of our research and product development programs or future commercialization efforts.

As of December 31, 2022, we had approximately \$490.3 million in cash, cash equivalents and short-term investments. Based on our current operating plan and having completed the Business Combination and accounting for \$574.8 million received in the concurrent private placement of our Class A ordinary shares, we believe that our cash, cash equivalents and short-term investments will be sufficient to fund our operating expenses and capital expenditure requirements through 2024. However, this does not reflect the possibility that we may not be able to access a portion of our existing cash, cash equivalents and investments due to market conditions. For example, on March 10, 2023, the Federal Deposit Insurance Corporation, or the FDIC, took control and was appointed receiver of Silicon Valley Bank. If other banks and financial institutions enter receivership or become insolvent in the future in response to financial conditions affecting the banking system and financial markets, our ability to access our existing cash, cash equivalents and investments may be threatened and could have a material adverse effect on our business and financial condition. Furthermore, our future capital requirements and the period for which our existing resources will support our operations may vary significantly from what we expect, and we will in any event require additional capital to complete clinical development of any of our current programs.

Our monthly spending levels will vary based on new and ongoing development and corporate activities. Because the length of time and activities associated with development of REACT and any future product candidates is highly uncertain, we are unable to estimate the actual funds we will require for development, marketing and commercialization activities. Our future funding requirements, both near and long-term, will depend on many factors, including, but not limited to:

- the initiation, progress, timing, costs and results of clinical trials for REACT and any future product candidates;
- the clinical development plans we establish for these product candidates;
- the timelines of our clinical trials and the overall costs to finish the clinical trials due to the COVID-19 pandemic;
- the number and characteristics of product candidates that we develop;
- the outcome, timing and cost of meeting regulatory requirements established by the FDA, the EMA and other comparable foreign regulatory authorities;
- whether we are able to enter into and maintain collaboration agreements, including the terms of and timing of payments under any such agreements;
- the cost of filing, prosecuting, defending and enforcing our patent claims and other intellectual property rights;
- the cost of defending intellectual property disputes, including patent infringement actions brought by third parties against us, REACT or any of our future product candidates;
- the effect of competing clinical, technological and market developments;
- the costs of maintaining our own commercial-scale cGMP manufacturing facility;
- the cost of establishing sales, marketing and distribution capabilities for any product candidates for which we may receive regulatory approval in regions where we choose to commercialize our products on our own;
- the revenue, if any, received from commercial sales of REACT and any of our future product candidates for which we receive marketing approval; and
- the costs of operating as a public company.

We currently do not have any committed external source of funds or other support for our development efforts, and we cannot be certain that additional funding will be available on acceptable terms, or at all. Until we can generate sufficient revenue to finance our cash requirements, which we may never do, we expect to finance our future cash needs through a combination of public or private equity offerings, debt financings, collaborations, strategic alliances, licensing arrangements and other marketing or distribution arrangements. If we raise additional funds through public or private equity offerings, the terms of these securities may

include liquidation or other preferences that adversely affect the rights of our shareholders. Further, to the extent that we raise additional capital through the sale of ordinary shares or securities convertible or exchangeable into ordinary shares, your ownership interest will be diluted. In addition, any debt financing may subject us to fixed payment obligations and covenants limiting or restricting our ability to take specific actions, such as incurring additional debt, making capital expenditures or declaring dividends. If we raise additional capital through marketing and distribution arrangements or other collaborations, strategic alliances or licensing arrangements with third parties, we may have to relinquish certain valuable intellectual property or other rights to REACT and any future product candidates, technologies, future revenue streams or research programs or grant licenses on terms that may not be favorable to us. We also may be required to seek collaborators for REACT or any of our future product candidates at an earlier stage than otherwise would be desirable or relinquish our rights to REACT and any future product candidates or technologies that we otherwise would seek to develop or commercialize ourselves. Market volatility resulting from the COVID-19 pandemic or other factors could also adversely impact our ability to access capital as and when needed. If we are unable to raise additional capital in sufficient amounts or on terms acceptable to us, we may have to significantly delay, scale back or discontinue the development or commercialization of REACT or any of our future product candidates or one or more of our other research and development initiatives. Any of the above events could significantly harm our business, prospects, financial condition and results of operations and cause the price of our ordinary shares to decline.

Risks Related to Research and Development of REACT and Our Future Product Candidates

We have a limited operating history and have not generated any revenue to date, and may never become profitable.

We are a clinical-stage biopharmaceutical company with a limited operating history. We were founded in 2018, have no products approved for commercial sale and have not generated any revenue. Our operations to date have been limited to organizing and staffing our company, business planning, raising capital, undertaking non-clinical studies, conducting clinical trials, developing a network of key opinion leaders, and performing research and development of REACT. Our approach to the discovery and development of product candidates is unproven, and we do not know whether we will be able to develop any products of commercial value. REACT and any other product candidates we develop will require substantial additional development and clinical research time and resources before we would be able to apply for or receive regulatory approvals and begin generating revenue from product sales. We have not yet demonstrated the ability to progress any product candidate through later-stage clinical trials leading to successful marketing authorization. We may be unable to obtain regulatory approval, manufacture a commercial scale product, or arrange for a third party to do so on our behalf, achieve market access, and acceptance with insurers and health care providers, or conduct sales and marketing activities necessary for successful product commercialization.

Investment in biopharmaceutical product development is highly speculative because it entails substantial upfront capital expenditures and significant risk that any potential product candidate will fail to demonstrate adequate efficacy or an acceptable safety profile, gain regulatory approval and become commercially viable. If and when one of our product candidates were to receive regulatory approval, we would need to transition from a company with a research and development focus to a company capable of supporting commercial activities. We may not be successful in such a transition. In addition, as a business with a limited operating history, we may encounter unforeseen expenses, difficulties, complications, delays and other known and unknown factors and risks frequently experienced by early-stage biopharmaceutical companies in rapidly evolving and complex fields. Consequently, we have no meaningful history of operations upon which to evaluate our business, and predictions about our future success or viability may not be as accurate as they could be if we had a longer operating history or a history of successfully developing and commercializing medical products.

Due to the uncertainties and risks associated with these activities, we are unable to accurately and precisely predict the timing and amount of revenues, the extent of any further losses or if or when we might achieve profitability. We may never succeed in these activities and, even if we succeed in commercializing one or more of our product candidates, we may never generate revenue that is significant enough to achieve profitability. If we do achieve profitability, we may not be able to sustain or increase profitability on a quarterly or annual basis and we will continue to incur substantial research and development and other expenditures to develop and market additional product candidates. Our failure to become and remain profitable could decrease the value of our shares and impair our ability to raise capital, maintain our research and development efforts, expand our business or continue our operations.

The market for biologics and for the treatment of kidney disease is highly competitive. If we fail to effectively compete, our business, financial condition and operating results will suffer.

We face significant competition in the biologics market and in the area of treatment of kidney disease. We face competition from companies that develop and manufacture cell therapies, including major and specialty pharmaceutical and biotechnology companies, developers of tubular and glomerular cell drug modulators, antifibrosis medications, induced pluripotent cells, other autologous mesenchymal stem cells and mechanical renal assist devices such as implantable and wearable renal dialysis machines, and advances in peritoneal dialysis and home dialysis. Cell-based clinical trials by other companies are underway globally with umbilical, adipose and bone marrow derived mesenchymal stem cells for CKD. Early-phase human induced pluripotent stem cell

therapies for kidney diseases are ongoing in Japan. We believe that our principal competitors include developers of SGLT2 inhibitors and MRAs, which are small-molecule therapies recently approved to lower risks of CKD progression.

Many of our current competitors may have competitive advantages over us, including significantly greater financial resources and expertise in research and development, pre-clinical testing, clinical trials, manufacturing, and marketing than we have.

We believe that the principal competitive factors in our target markets include:

- accuracy, including sensitivity and specificity, and reproducibility of results;
- reputation among customers;
- innovation in offerings or products, if approved;
- efficacy and safety profile;
- cost;
- effectiveness of promotional support;
- intellectual property protection;
- the intended patient population; and
- relative convenience of dosing and administration.

Even if approved, our products may not compete favorably or may not be successful in the face of increasing competition from new products and technologies introduced by existing competitors or new companies entering our target markets. In addition, our competitors may have or develop products or technologies that currently or in the future will enable them to produce competitive products with greater capabilities or at lower costs than ours. Any failure to compete effectively could materially and adversely affect our business, financial condition and operating results.

Our business is highly dependent on the success of our lead product candidate, REACT, as well as any other future product candidates that we may advance into clinical development. REACT and our future product candidates will require significant additional clinical development and funding before we may be able to seek regulatory approval for and launch a product commercially.

We currently have no products that are approved for commercial sale and may never be able to develop marketable products. REACT, our lead product candidate, is in Phase 3 clinical development. We cannot offer any assurances or predict with any certainty that such Phase 3 clinical development will be successfully completed, that positive clinical data will be obtained from such Phase 3 clinical development efforts or that regulatory authorities will grant marketing approval for REACT, in any such case on the expected timelines. Furthermore, regulatory approvals for REACT, even if obtained, may limit the type of patients in which REACT may be used for CKD or otherwise require specific warning or labeling language, each of which may reduce the commercial potential of REACT. Even if approved, we might not be successful in commercializing REACT. Should we fail to obtain regulatory approvals for REACT or fail to successfully commercialize REACT upon such regulatory approvals, our business and financial condition could be materially harmed and we may be more heavily dependent on the success of our other therapeutic programs.

As an organization, we have not previously conducted any later stage or pivotal clinical trials, have limited experience in preparing, submitting and pursuing regulatory filings and have not previously submitted a BLA for any product candidate. Before we can generate any revenue from sales of our lead product candidate, REACT, or any of our future product candidates, we must complete clinical development, regulatory review and approval in one or more jurisdictions. We also need to obtain substantial additional funding to support our continuing operations and pursue our growth strategy. In addition, if REACT or any of our future product candidates is approved, we must ensure access to sufficient commercial manufacturing capacity and conduct significant marketing efforts in connection with any commercial launch. These efforts will require substantial investment, and we may not have the financial resources to continue development of REACT or any of our future product candidates.

We may experience setbacks that could delay or prevent regulatory approval of, or our ability to commercialize, REACT and any of our future product candidates, including:

- negative or inconclusive results from our clinical trials or positive results from the clinical trials of others for product candidates similar to ours leading to their approval, leading to a decision or requirement to conduct additional preclinical testing or clinical trials or to abandon a program;
- product-related side effects or adverse events experienced by patients or subjects in our clinical trials or by individuals using medicines or therapeutics that we, the FDA, other regulators or others view as relevant to the development of REACT or any of our future product candidates;
- delays in submitting INDs or comparable foreign applications or delays or failure in obtaining the necessary approvals from regulators to commence a clinical trial, or a suspension or termination of a clinical trial once commenced;

- conditions imposed by the FDA or comparable foreign authorities regarding the scope or design of our clinical trials, including our clinical endpoints, and any requirement for additional confirmatory trials;
- delays in enrolling subjects in clinical trials and completion of clinical trials, including under the FDA’s GCPs, the guidelines from International Conference on Harmonization (“ICH Guidelines”), GLP, and cGTPs;
- inability to maintain compliance with regulatory requirements, including cGMPs, and complying effectively with other procedures;
- high drop-out rates of subjects from clinical trials;
- inadequate supply or quality of REACT or our future product candidates or other materials necessary for the conduct of our clinical trials;
- greater than anticipated clinical trial costs;
- inability to compete with other therapies;
- poor efficacy of REACT or our future product candidates during clinical trials;
- trial results taking longer than anticipated;
- trials being subjected to fraud or data capture failure or other technical mishaps leading to the invalidation of our trial results;
- the results of our trials not supporting application for conditional approval in the European Union, the Asia-Pacific region, and Latin America;
- unfavorable FDA or other regulatory agency inspection and review of a clinical trial site;
- failure of our third-party contractors or investigators to comply with regulatory requirements or otherwise meet their contractual obligations in a timely manner, or at all;
- delays and changes in regulatory requirements, policy and guidelines, including the imposition of additional regulatory oversight around clinical development generally or with respect to our technology in particular;
- varying interpretations of data by the FDA and similar foreign regulatory agencies;
- the completion of Health Technology Assessment (“HTA”) procedures with governmental authorities;
- any policy level review of REACT by CMS;
- the financing on our other ongoing or future programs;
- evolving scientific discovery and technology of cell-based therapies and bioprocessing; or
- obsolescence of manufacturing automation which could require a re-design of parts or equipment to ensure quality replacement component, the delays of which could cause significant delays in manufacturing and loss of sales.

We do not have complete control over many of these factors, including certain aspects of clinical development and the regulatory submission process, potential threats to our intellectual property rights and our manufacturing, marketing, distribution and sales efforts or that of any future collaborator.

Our business and operations may be adversely affected by the evolving and ongoing COVID-19 global pandemic.

Our business and operations may be adversely affected by the ongoing effects of the evolving COVID-19 virus, which was declared a global pandemic by the World Health Organization (“WHO”). The continuing effects of the pandemic may impact the availability or cost of materials, which would disrupt our supply chain and manufacturing efforts and could affect our ability to conduct ongoing and planned clinical trials and preparatory activities.

Although we have been able to effectively manage our supply chain and manufacturing capabilities despite the COVID-19 pandemic to date, we may experience related disruptions in the future that could severely impact our clinical trials, including:

- delays or difficulties with patient enrollment in clinical trials;
- delays, difficulties or a suspension in clinical trial site initiation, including difficulties in recruiting investigators, proceduralists and clinical staff;
- interruptions in our ability to manufacture and deliver the required supply of REACT or future product candidates for clinical trials;
- diversion of health care resources away from the conduct of clinical trials, including the diversion of hospitals serving as our clinical trial sites and hospital staff supporting the conduct of our clinical trials;
- potential cancellation or postponement of elective procedures scheduled at our clinical trial sites and reduction in operating hours at a significant number of our clinical trial sites;
- changes in local regulations as part of a response to the COVID-19 outbreak that among other things (i) may interrupt our ability to manufacture REACT and (ii) may require us to change the ways in which our clinical trials are conducted, which may result in unexpected costs, or to discontinue the clinical trials altogether;
- interruption of key clinical trial activities, such as clinical trial site monitoring, and the ability or willingness of subjects to travel to trial sites for scheduled visits and laboratory testing due to limitations on travel imposed or recommended by federal or state governments, employers and others;

- limitations in employee resources that would otherwise be focused on the conduct of our clinical trials, including because of sickness of employees or their families or the desire of employees to avoid contact with large groups of people;
- delays in necessary interactions with local regulators, ethics committees and other important agencies and contractors due to limitations in employee resources or forced furlough of government employees;
- refusal of the FDA and other regulatory agencies to accept data from clinical trials in these affected geographies; and
- decreases or shifts of government funding from regulatory agencies, university research and education.

The spread of COVID-19, which has caused a broad impact globally, may materially affect us economically. While the potential economic impact brought by, and the duration of, COVID-19 may be difficult to assess or predict, a widespread pandemic could result in significant disruption of global financial markets, reducing our ability to access capital, which could in the future negatively affect our liquidity. In addition, a recession or market correction resulting from the spread of COVID-19 could materially affect our business and the value of our securities.

The global COVID-19 pandemic continues to rapidly evolve. The extent to which the COVID-19 pandemic impacts our business and operations, including our clinical development and regulatory efforts, will depend on future developments that are highly uncertain and cannot be predicted with confidence at the time of the filing of this Annual Report, such as the duration and effect of business disruptions and the short-term effects and ultimate effectiveness of the travel restrictions, quarantines, social distancing requirements and business closures in the United States and other countries to contain and treat the disease. Accordingly, we do not yet know the full extent of potential delays or impacts on our business, our clinical and regulatory activities, health care systems or the global economy as a whole. However, these impacts could adversely affect our business, financial condition, results of operations and growth prospects.

In addition, to the extent the ongoing COVID-19 pandemic adversely affects our business and results of operations, it may also have the effect of heightening many of the other risks and uncertainties described in this “*Risk Factors*” section.

REACT is based on a novel technology, which makes it difficult to predict the time and cost of product development and of subsequently obtaining regulatory approval.

The clinical trial requirements of the FDA, the EMA, and other regulatory authorities and the criteria these regulators use to determine the safety and efficacy of a product candidate vary substantially according to the type, complexity, novelty, and intended use and market of the potential products. The regulatory approval process for product candidates such as ours can be more expensive and take longer than for other, better known, or more extensively studied pharmaceutical or other product candidates.

Regulatory requirements in the United States and in other countries governing cell therapy products are evolving and the FDA or other regulatory bodies may change the requirements, or identify different regulatory pathways, for approval for REACT or any of our future product candidates. For example, the FDA has established the Office of Tissues and Advanced Therapies within the Center for Biologics Evaluation and Research (“CBER”) to consolidate the review of cell therapy and related products, and has established the Cellular, Tissue and Gene Therapies Advisory Committee to advise CBER in its review when called upon. It is possible that over time new or different divisions may be established or be granted the responsibility for regulating cell therapy products, including regenerative cell-based products, such as ours. Further, additional regulatory involvement from FDA advisory bodies, including the Cardio-Renal Advisory Committee, may delay review or make additional recommendations requiring further investigation. As a result, we may be required to change our regulatory strategy or to modify our applications for regulatory approval, which could delay and impair our ability to complete the non-clinical and clinical development and manufacture of, and obtain regulatory approval for, REACT or any future product candidates. Changes in regulatory authorities and advisory groups, or any new requirements or guidelines they promulgate, may lengthen the regulatory review process, require us to perform additional studies, increase our development and manufacturing costs, lead to changes in regulatory pathways, positions and interpretations, delay or prevent approval and commercialization of REACT or any future product candidates or lead to significant post-approval limitations or restrictions.

We have concentrated our research and development efforts on utilizing regenerative renal cell-based therapies. To date, the FDA has approved a relatively small number of cell-based therapies for commercialization, and no regenerative renal-based cell therapy has been approved for commercial use by any regulatory authority. The processes and requirements imposed by the FDA or other applicable regulatory authorities may cause delays and additional costs in obtaining approvals for marketing authorization for REACT or any future product candidates. Because our platform is novel, and cell-based therapies are relatively new, regulatory agencies may lack experience in evaluating product candidates like REACT. This novelty may lengthen the regulatory review process, including the time it takes for the FDA to review our IND applications if and when submitted, increase our development costs and delay or prevent commercialization of REACT. Additionally, advancing novel CKD therapies creates significant challenges for us, including:

- educating medical personnel regarding the potential side-effect profile of REACT and, as the clinical development program progresses, on observed side effects with REACT;

- training medical personnel on the proper use and delivery of REACT;
- enrolling sufficient numbers of subjects in clinical trials; and
- continuing to develop a manufacturing process to support the clinical development of REACT.

We must be able to overcome these challenges in order for us to develop, commercialize and manufacture REACT.

As we advance REACT, we will be required to consult with the FDA and other regulatory authorities, and REACT will likely be reviewed by an FDA advisory committee. We also must comply with applicable requirements, and if we fail to do so, we may be required to delay or discontinue development of REACT. Delays or unexpected costs in obtaining, or the failure to obtain, the regulatory approval necessary to bring a potential product to market could impair our ability to generate sufficient product revenues to maintain our business.

In addition, adverse developments in preclinical studies or clinical trials conducted by others in the field of cell therapy products may cause the FDA, the EMA, and other regulatory bodies to revise the requirements for approval of any product candidates we may develop, and may otherwise negatively affect our ability to develop and commercialize REACT or future product candidates. Similarly, the European Commission may issue new guidelines concerning the development and marketing authorization for cell therapies and require that we comply with these new guidelines, which could require additional studies or clinical trials to support the marketing approval of REACT or any product candidates we may develop in the future or which could make our product candidates unable to successfully obtain approval.

The regulatory review committees and advisory groups described above and the new guidelines they promulgate may lengthen the regulatory review process, require us to perform additional studies or clinical trials, increase our development costs, lead to changes in regulatory positions and interpretations, delay or prevent approval and commercialization of these treatment candidates, or lead to significant post-approval limitations or restrictions. As we advance our research programs and develop future product candidates, we will be required to consult with these regulatory and advisory groups and to comply with applicable guidelines. If we fail to do so, we may be required to delay or discontinue development of any product candidates we identify and develop.

Clinical development involves a lengthy, complex and expensive process, with an uncertain outcome, and the results of nonclinical studies, previous clinical trials, or interim results of ongoing clinical trials of REACT and any of our future product candidates may not be predictive of future results. Further, we may encounter substantial delays in completing the development of REACT and any of our future product candidates.

Our product candidate, REACT, is in clinical development, and its risk of failure is high. The clinical trials, manufacturing and marketing of REACT or any of our future product candidates, if approved, are and will continue to be subject to extensive and rigorous review and regulation by numerous government authorities in the United States and in other countries where we intend to test and market REACT and any of our future product candidates. Before obtaining regulatory approvals for the commercial sale of REACT or any of our future product candidates, we must demonstrate through lengthy, complex and expensive testing and clinical trials that our product candidates are both safe and effective for use in each target indication. In particular, because REACT is subject to regulation as a biological product, we will need to demonstrate that it is safe, pure and potent for use in its target indication and lacks latent untoward cell effects. REACT and any other product candidate we may develop must demonstrate an adequate risk versus benefit profile in its intended patient population and for its intended use. The process of administration of REACT involves taking a small biopsy of tissue from the kidney. The risks associated with a biopsy include bleeding, pain, hematoma, or bruising, scarring, and infarcts, or loss of blood supply resulting in loss of function.

Clinical testing is expensive and can take many years to complete, and its outcome is inherently uncertain. In particular, the general approach for FDA approval of a new therapeutic modality can include dispositive data from two adequate well-controlled clinical trials of the relevant product in the relevant patient population. Our Phase 3 development program may involve one to two thousand patients, have significant costs and take years to complete. A product candidate can fail at any stage of testing, even after observing promising signals of activity in earlier nonclinical studies or clinical trials. The outcome of nonclinical studies and early clinical trials of REACT and our future product candidates may not be predictive of the success of the Phase 3 registrational development program, and interim results of a clinical trial do not necessarily predict final results. In addition, initial success in clinical trials may not be indicative of results obtained when such trials are completed. There is typically an extremely high rate of attrition from the failure of product candidates proceeding through clinical trials. Product candidates in later stages of clinical trials may fail to show the desired safety and efficacy profile despite having progressed through nonclinical studies and initial clinical trials. A number of companies in the biopharmaceutical industry have suffered significant setbacks in advanced clinical trials due to lack of efficacy or unacceptable safety issues, notwithstanding promising results in earlier trials. Most product candidates that commence clinical trials are never approved as therapeutic products and there can be no assurance that any of our future clinical trials will ultimately be successful or support further clinical development of REACT or any of our future product candidates. Product candidates and delivery methods for cellular therapeutics and tissue engineered products that appear promising in the early phases of development may fail to reach the market for several reasons, including:

- nonclinical or preclinical studies or clinical trials may show the product candidates to be less effective than expected (e.g., a clinical trial could fail to meet its primary endpoint(s)) or to have unacceptable side effects or toxicities associated with the product or delivery method;
- failure to establish clinical endpoints that applicable regulatory authorities would consider clinically meaningful and relevant;
- failure to receive the necessary regulatory approvals;
- manufacturing costs, formulation issues, pricing or reimbursement issues, mechanism of action, logistical constraints or other factors that make a product candidate uneconomical; and
- the proprietary rights of others and their competing products and technologies that may prevent one of our product candidates from being commercialized.

In addition, differences in trial design between early-stage clinical trials and later-stage clinical trials make it difficult to extrapolate the results of earlier clinical trials to later clinical trials. Moreover, clinical data are often susceptible to varying interpretations and analyses, and many companies that have believed their product candidates performed satisfactorily in clinical trials have nonetheless failed to obtain marketing approval of their products. Additionally, our earlier stage trials are open-label studies, where both the subject and investigator know whether the subject is receiving REACT or standard of care therapy. Most typically, open-label clinical trials test only the investigational product candidate and sometimes do so at different dose levels. Open-label clinical trials are subject to various limitations and biases that may exaggerate any therapeutic effect as subjects in open-label clinical trials are aware when they are receiving treatment. In addition, open-label clinical trials may be subject to an “investigator bias” where those assessing and reviewing the physiological outcomes of the clinical trials are aware of which subjects have received treatment and may interpret the information of the treated group more favorably given this knowledge. Given that our earlier stage trials include an open-label dosing design, while we believe our trials utilize objective assessment measures for measuring our endpoints and therefore are unlikely to be influenced in any manner by subject or investigator bias, it is unknown whether the open-label design may not be predictive of future clinical trial results with this or other product candidates for which we conduct an open-label clinical trial when studied in a controlled environment or with only objective endpoints.

Furthermore, the standards that the FDA and comparable foreign regulatory authorities use when regulating REACT require judgment and may change over time, which makes it difficult to predict with certainty how they will be applied. Any analysis we perform of data from nonclinical and clinical activities is subject to validation and interpretation by regulatory authorities, which could delay, limit or prevent regulatory approval. We may also encounter unexpected delays or increased costs due to new government regulations. Examples of such regulations include future legislation or administrative action, or changes in FDA policy during the period of product development and FDA regulatory review. Specifically, some countries, such as China, have enacted or are considering enacting restrictions on the import and export of human genetic materials, cells and tissues. Such laws and regulations could impair our ability to import and export human cells and cell-based therapies, which could have a material adverse impact on our business. We cannot predict whether legislative changes will be enacted, whether FDA or foreign regulations, guidance or interpretations will be changed, or what the impact of such changes, if any, may be. The FDA may also require a panel of experts, referred to as an Advisory Committee, to deliberate on the adequacy of the safety and efficacy data to support approval. The opinion of the Advisory Committee, although not binding, may have a significant impact on our ability to obtain approval of any product candidates that we develop.

To date, we have not completed any pivotal trials required for the approval of REACT. We may experience delays in conducting any clinical trials, need to be redesigned, recruit and enroll subjects on time or be completed on schedule, or at all. Clinical trials can be delayed suspended or terminated for a variety of reasons, including in connection with:

- delays in sufficiently developing, characterizing, standardizing or controlling a manufacturing process and quality criteria suitable for advanced clinical trials;
- delays in developing suitable assays for screening patients for eligibility for trials with respect to certain product candidates;
- delays in reaching agreement with the FDA, EMA or other regulatory authorities as to the design or implementation of our clinical trials;
- obtaining additional regulatory authorizations to conduct future clinical trials;
- reaching agreements on acceptable terms with additional/future clinical trial sites or prospective CROs, the terms of which can be subject to extensive negotiation and may vary significantly among different clinical trial sites;
- obtaining IRB or Ethics Committee approval at each additional/future trial site;
- recruiting suitable patients to participate in a clinical trial;
- having subjects complete a clinical trial or return for post-treatment follow-up;
- inspections of clinical trial sites or operations by applicable regulatory authorities, or the imposition of a clinical hold;
- clinical sites, CROs or other third parties deviating from trial protocol or dropping out of a trial;
- failure to perform in accordance with the applicable regulatory requirements, including FDA’s GCP requirements, or applicable regulatory requirements in other countries;

- addressing patient safety concerns that arise during the course of a trial, including occurrence of adverse events associated with the product candidate or the delivery procedure that are viewed to outweigh its potential benefits;
- adding a sufficient number of clinical trial sites;
- manufacturing sufficient quantities of a product candidate for use in clinical trials;
- disruptions in our supply chain, which could result in improper storage, transport or development conditions for our product components, whose treatment is time-sensitive and temperature-sensitive and which are patient-specific; or
- interruption of our manufacturing processes, which could lead to our inability to properly administer treatment.

We may experience numerous unforeseen events during, or as a result of, clinical trials that could delay or prevent our ability to receive marketing approval or commercialize REACT or any of our future product candidates or significantly increase the cost of such trials, including:

- changes in regulatory requirements or guidance, or receive feedback from regulatory authorities that requires us to modify the design of our clinical trials;
- clinical trials of REACT or our future product candidates may produce negative or inconclusive results, and we may decide, or regulators may require us, to conduct additional clinical trials or abandon development programs;
- the number of subjects required for clinical trials of REACT or our future product candidates may be larger than we anticipate, enrollment in these clinical trials may be slower than we anticipate or subjects may drop out of these clinical trials at a higher rate than we anticipate;
- our third-party contractors may fail to comply with regulatory requirements or meet their contractual obligations to us in a timely manner, or at all;
- we or our investigators might have to suspend or terminate clinical trials of REACT or our future product candidates for various reasons, including non-compliance with regulatory requirements, a finding that REACT or our future product candidates have undesirable side effects or other unexpected characteristics, or a finding that the subjects are being exposed to unacceptable health risks;
- the cost of clinical trials of REACT or our future product candidates may be greater than we anticipate and we may not have funds to cover the costs;
- the supply or quality of REACT or our future product candidates or other materials necessary to conduct clinical trials of our product candidates may be insufficient or inadequate;
- regulators may revise the requirements for approving REACT or our future product candidates, or such requirements may not be as we anticipate; and
- any future collaborators that conduct clinical trials may face any of the above issues, and may conduct clinical trials in ways they view as advantageous to them but that are suboptimal for us.

If we are required to conduct additional clinical trials or other testing of REACT or any of our future product candidates beyond those that we currently contemplate, if we are unable to successfully complete clinical trials of REACT or our future product candidates or other testing, if the results of these trials or tests are not positive or are only modestly positive or if there are safety concerns, we may:

- incur unplanned costs;
- be delayed in obtaining marketing approval for REACT or any of our future product candidates or not obtain marketing approval at all;
- obtain marketing approval in some countries and not in others;
- obtain marketing approval for indications or patient populations that are not as broad as intended or desired;
- obtain marketing approval with labeling that includes significant use or distribution restrictions or safety warnings, including boxed warnings or REMS;
- be subject to additional post-marketing testing requirements;
- be subject to changes in the way the product is administered; or
- have regulatory authorities withdraw or suspend their approval of the product or to impose restrictions on its distribution after obtaining marketing approval.

We could encounter delays if a clinical trial is suspended or terminated by us, by the IRBs of the institutions in which such trials are being conducted, by the DSMB for such trial or by the FDA or other regulatory authorities. Such authorities may impose such a suspension or termination due to a number of factors, including failure to conduct the clinical trial in accordance with regulatory requirements or our clinical protocols, inspection of the clinical trial operations or trial site by the FDA or other regulatory authorities resulting in the imposition of a clinical hold, unforeseen safety issues or adverse side effects, failure to demonstrate a benefit from using REACT or one of our future product candidates, changes in governmental regulations or administrative actions or lack of adequate funding to continue the clinical trial.

REACT, our lead product candidate, will require extensive clinical testing before we are prepared to submit a BLA or MAA for regulatory approval. We cannot predict with any certainty if or when we might complete the clinical development for REACT and submit a BLA or MAA for regulatory approval of REACT or whether any such BLA or MAA will be approved. We may also

seek feedback from the FDA, EMA or other regulatory authorities on our clinical development program, and the FDA, EMA or such regulatory authorities may not provide such feedback on a timely basis, or such feedback may not be favorable, which could further delay our development programs.

We are currently conducting clinical trials in foreign countries, as well as in the United States. If we continue to seek to conduct clinical trials in foreign countries or pursue marketing approvals in foreign jurisdictions, we must comply with numerous foreign regulatory requirements governing, among other things, the conduct of clinical trials, manufacturing and marketing authorization, pricing and third-party reimbursement. The foreign regulatory approval process varies among countries and may include all of the risks associated with FDA approval described above as well as risks attributable to the satisfaction of local regulations in foreign jurisdictions. Moreover, the time required to obtain approval from foreign regulatory agencies may differ from that required to obtain FDA approval. Approval by the FDA does not ensure approval by regulatory authorities outside the United States and vice versa. Successful completion of clinical trials is a prerequisite to submitting a marketing application to the FDA and similar marketing applications to comparable foreign regulatory authorities, for each product candidate and, consequently, the ultimate approval and commercial marketing of any product candidates. We may experience negative or inconclusive results, which may result in our deciding, or our being required by regulators, to conduct additional clinical studies or trials or abandon some or all of our product development programs, which could have a material adverse effect on our business.

Any topline data or interim analyses from our nonclinical studies and clinical trials that may be announced or published from time to time may change as more data becomes available and will remain subject to audit and verification procedures that could result in material changes in the final data.

We have disclosed interim analyses of certain ongoing clinical trials and may continue to disclose publicly interim or topline data from its nonclinical studies and clinical trials in the future. These interim updates will be based on a preliminary analysis of then-available data, and the results and related findings and conclusions will be subject to change following a more comprehensive review of the data related to the particular study or trial. We will be required to make assumptions, estimations, calculations and conclusions as part of our analyses of data, and we may not have received or had the opportunity to fully and carefully evaluate all data. As a result, the interim or topline results that we may report might differ from future results of the same studies or trials, or different conclusions or considerations may qualify such results, once additional data have been received and fully evaluated. Interim and topline data will remain subject to audit and verification procedures that may result in the final data being materially different from the data we previously published. As a result, any interim or topline data should be viewed with caution until the final data are available. Interim data from clinical trials that we may complete will be subject to the risk that one or more of the clinical outcomes may materially change as patient enrollment continues and more patient data becomes available.

Further, others, including regulatory agencies, may not accept or agree with our assumptions, estimates, calculations, conclusions or analyses or may interpret or weigh the importance of data differently, which could impact the value of the particular program, the approvability or commercialization of the particular product candidate and us in general. In addition, the information we choose to publicly disclose regarding a particular study or clinical trial is based on what is typically extensive information, investors or others may not agree with what we determine is material or otherwise appropriate information to include in our disclosure, and any information we determine not to disclose may ultimately be deemed significant with respect to future decisions, conclusions, views, activities or otherwise regarding a particular product candidate or our business. If the interim or topline data that we report differ from actual results, or if others, including regulatory authorities, disagree with the conclusions reached, our ability to obtain approval for, and commercialize, our product candidate may be harmed, which could harm our business, operating results, prospects or financial condition.

The regulatory approval processes of the FDA, EMA and comparable foreign authorities are lengthy, time-consuming and inherently unpredictable. If we are not able to obtain required regulatory approval for REACT, our lead product candidate, or any of our future product candidates, our business may be materially and adversely affected.

The time required to obtain approval or other marketing authorizations by the FDA, EMA and comparable foreign authorities is unpredictable, and it typically takes many years following the commencement of clinical trials and depends upon numerous factors, including the substantial discretion of the regulatory authorities. In addition, approval policies, regulations, and the type and amount of clinical data necessary to gain approval may change during the course of a product candidate's clinical development and may vary among jurisdictions. We have not obtained regulatory approval for any product candidate, and it is possible that we may never obtain regulatory approval for any product candidates we may seek to develop in the future. Neither we nor any current or future collaborator is permitted to market any biologic product candidates in the United States until we receive regulatory approval of a BLA from the FDA, and we cannot market it in the European Union until we receive approval from the FDA or approval for a MAA from the EMA, or other required regulatory approval in other countries. To date, we have had only limited discussions with the regulatory agencies of the United States, the European Union, Argentina, Israel, Canada and Brazil regarding clinical development programs or regulatory approval for any product candidate within such jurisdictions.

Prior to obtaining approval to commercialize any biologic product candidate in the United States or abroad, we must demonstrate with substantial evidence from well-controlled clinical trials, and to the satisfaction of the FDA, EMA or other foreign regulatory agencies, that such product candidates are safe and effective for their intended uses. Results from nonclinical or preclinical studies and clinical trials may be interpreted differently by different regulatory agencies. Even if we believe the nonclinical or clinical data for REACT are promising, such data may be insufficient to support approval by the FDA and other regulatory authorities. The FDA may also require us to conduct additional nonclinical studies or clinical trials for REACT either prior to or after approval, or it may object to elements of our clinical development programs.

REACT could fail to receive regulatory approval for many reasons, including the following:

- the FDA or comparable foreign regulatory authorities may disagree with the design or implementation of our clinical trials;
- we may be unable to demonstrate to the satisfaction of the FDA or comparable foreign regulatory authorities that a product candidate is safe and effective for its proposed indication;
- the results of our clinical trials may not meet the level of statistical significance required by the FDA or comparable foreign regulatory authorities for approval;
- we may be unable to demonstrate that a product candidate's clinical and other benefits outweigh its safety risks;
- the FDA or comparable foreign regulatory authorities may fail to approve our manufacturing processes or facilities of third-party suppliers with which we contract for clinical and commercial supplies; and
- the approval policies or regulations of the FDA or comparable foreign authorities may significantly change in a manner rendering our clinical data insufficient for approval.

Of the large number of product candidates developed by biologics manufacturers, only a small percentage successfully complete the FDA or foreign regulatory approval processes and are commercialized. The lengthy approval and marketing authorization process as well as the unpredictability of future clinical trial results may result in our failing to obtain regulatory approval and marketing authorization to market REACT or any of our future product candidates, which would significantly harm our business, financial condition, results of operations and prospects.

We have invested a significant portion of our time and financial resources in the development of REACT. Our business is dependent on our ability to successfully complete nonclinical and clinical development of, obtain regulatory approval for, and, if approved, successfully commercialize REACT and any future product candidates in a timely manner.

Even if we eventually complete clinical testing and receive approval of a BLA or foreign marketing application for REACT or any future product candidates, the FDA, EMA or the applicable foreign regulatory agency may grant approval or other marketing authorization contingent on the performance of costly additional clinical trials, including post-marketing clinical trials. The FDA, EMA or the applicable foreign regulatory agency also may approve or authorize for marketing a product candidate for a more limited indication or patient population than we originally request, and the FDA, EMA or applicable foreign regulatory agency may not approve or authorize the labeling that we believe is necessary or desirable for the successful commercialization of a product candidate. Any delay in obtaining, or inability to obtain, applicable regulatory approval or other marketing authorization would delay or prevent commercialization of that product candidate and would materially adversely impact our business and prospects.

In addition, the FDA, EMA and other regulatory authorities may change their policies, issue additional regulations or revise existing regulations, or take other actions, which may prevent or delay approval of our future product candidates on a timely basis. Such policy or regulatory changes could impose additional requirements upon us that could delay our ability to obtain approvals, increase the costs of compliance or restrict our ability to maintain any marketing authorizations we may have obtained.

Our nonclinical studies and clinical trials may fail to demonstrate substantial evidence of the safety and efficacy of REACT or our future product candidates, or serious adverse or unacceptable side effects may be identified during the development of REACT or any of our future product candidates, which could prevent, delay or limit the scope of regulatory approval of REACT or any of our future product candidates, limit their commercialization, increase our costs or necessitate the abandonment or limitation of the development of REACT or our future product candidates.

To obtain the requisite regulatory approvals for the commercial sale of REACT and any of our future product candidates, we must demonstrate through lengthy, complex and expensive nonclinical testing and clinical trials that our product candidates are safe, pure and potent for use in each target indication. Nonclinical testing and clinical trials are expensive and time consuming, and their outcomes are inherently uncertain. Failures can occur at any time during the development process. The outcome of nonclinical studies and early clinical trials may not be predictive of the results of later clinical trials, and interim results of a clinical trial do not necessarily predict final results. Moreover, nonclinical and clinical data are often susceptible to varying interpretations and analyses. Many companies that have believed their product candidates performed satisfactorily in preclinical studies and clinical trials have nonetheless failed to obtain marketing approval of their product candidates.

We may fail to demonstrate with substantial evidence from adequate and well-controlled trials, and to the satisfaction of the FDA or comparable foreign regulatory authorities, that REACT is safe and potent for its intended uses.

Possible adverse side effects that could occur with treatment with autologous cell therapy products include thrombocytopenia, chills, anemia, febrile neutropenia, diarrhea, neutropenia, vomiting, hypotension, dyspnea, cytokine release syndrome and neurotoxicity. Side effects may be unrecognized and mismanaged by medical personnel and considered unrelated due to unfamiliarity with the REACT cell-based treatments. REACT treatment necessitates a renal biopsy to obtain tissue to manufacture the bioactive component and subsequent injections to deposit the REACT product into the kidney. Each intervention poses well-known risks of adverse events such as renal bleeding, cortical scarring, decline in kidney function or other adverse events that may require hospitalization, blood transfusion or angiographic intervention.

In the RMCL-002 trial, which used a different formulation of the REACT product and a different procedure than that presently used in our Phase 3 trials, one participant experienced serious adverse events that included scarring or fibrosis and a decrease in kidney function. A second participant experienced decreased kidney blood flow observed on computed tomography (“CT”) imaging and a decrease in kidney function. If other adverse events, or other unexpected serious adverse events, occur, our clinical trials could be suspended or terminated. If we cannot demonstrate that adverse events experienced by subjects enrolled in our current and planned clinical trials were not caused by the REACT product candidate or procedure, the FDA, EMA or other foreign regulatory authorities could order us to cease further development of, or deny approval of, our product candidate for any or all targeted indications. Even if we are able to demonstrate that serious adverse events experienced by subjects enrolled in our current and planned clinical trials are not product-related, such occurrences could affect patient recruitment or the ability of enrolled subjects to complete the trial. Moreover, if we elect, or are required, to not initiate, delay, suspend or terminate any future clinical trial of any of our product candidates, the commercial prospects of such product candidates may be harmed and our ability to generate product revenues from any of these product candidates may be delayed or eliminated. Any of these occurrences may harm our ability to develop other product candidates, and may harm our business, financial condition and prospects significantly.

Furthermore, if REACT or any of our future product candidates is associated with undesirable effects in nonclinical studies or clinical trials or have characteristics that are unexpected, we may decide or be required to perform additional nonclinical studies or to halt or delay further clinical development of our product candidates or to limit their development to more narrow uses or subpopulations in which the undesirable side effects or other characteristics are less prevalent, less severe, or more acceptable from a risk-benefit perspective, which may limit the commercial expectations for the product candidate, if approved. The FDA, EMA, and other health authorities, an IRB, or an IEC may also require that we suspend, discontinue, or limit our clinical trials based on safety information, or that we conduct additional animal or human studies regarding the safety and efficacy of our product candidates which we have not planned or anticipated. Such findings could further result in regulatory authorities failing to provide marketing authorization for our product candidates or limiting the scope of the approved indication, if approved. Many product candidates that initially showed promise in early stage testing have later been found to cause side effects that prevented further development of the product candidate.

Additionally, if REACT or any of our future product candidates receives marketing approval, and we or others identify unacceptable side effects caused by such products, a number of potentially significant negative consequences could result, including:

- regulatory authorities may suspend, withdraw or limit approvals of such product, or seek an injunction against its manufacture or distribution;
- regulatory authorities may require additional warnings on the label;
- we may be required to create a medication guide outlining the risks of such side effects for distribution to patients or other requirements subject to a REMS;
- we may be required to change the way the product is administered or conduct additional nonclinical studies or clinical trials;
- we could be sued and held liable for harm caused to patients;
- we may decide to remove the product from the market;
- we may not be able to achieve or maintain third-party payor coverage and adequate reimbursement;
- we may be subject to fines, injunctions or the imposition of civil or criminal penalties; and
- our reputation and physician or patient acceptance of our products may suffer.

There can be no assurance that we will resolve any issues related to any product-related adverse events to the satisfaction of the FDA or foreign regulatory agencies in a timely manner or at all. Moreover, any of these events could prevent us from achieving or maintaining market acceptance of the particular product candidate, if approved, and could significantly harm our business, results of operations and prospects.

Negative public opinion and increased regulatory scrutiny of autologous cell therapy using REACT may adversely impact the development or commercial success of our current and future product candidates.

The clinical and commercial success of REACT will depend in part on public acceptance of the use of autologous cell therapy for treatment of kidney disease. Any adverse public attitudes about the use of REACT may adversely impact our ability to enroll clinical trials. Moreover, our success will depend upon physicians prescribing, and their patients being willing to receive, treatments that involve the use of product candidates we may develop in lieu of, or in addition to, existing treatments with which they are already familiar and for which greater clinical data may be available.

More restrictive government regulations or negative public opinion would have a negative effect on our business or financial condition and may delay or impair the development and commercialization of REACT or any of our future product candidates or demand for any products once approved. Adverse events in our or others' clinical trials, even if not ultimately attributable to our product candidates, and the resulting publicity could result in increased governmental regulation, unfavorable public perception, potential regulatory delays in the testing or approval of REACT or our future product candidates, stricter labeling requirements for those product candidates that are approved and a decrease in demand for any such product candidates, all of which would have a negative impact on our business and operations.

We are conducting our first Phase 3 clinical trials and may be unable to successfully complete them or any future clinical trials.

The conduct of a Phase 3 clinical trial is a complicated process. Although members of our management team have conducted Phase 3 clinical trials in the past while employed at other companies, we as a company are currently conducting our first Phase 3 development program, and as a result may require more time and incur greater costs than we anticipate. Failure to include the correct treatment regimen, complete, or delays in, our Phase 3 clinical trials could prevent us from or delay us in commencing future clinical trials for REACT, obtaining regulatory approval of and commercializing REACT, which would adversely impact our financial performance. In addition, some of our competitors are currently conducting clinical trials for product candidates that treat the same indications as REACT, and patients who are otherwise eligible for our clinical trials may instead enroll in clinical trials of our competitors' product candidates.

If we encounter difficulties enrolling patients in our clinical trials, our clinical development activities could be delayed or otherwise adversely affected.

Successful and timely completion of clinical trials will require that we enroll a sufficient number of patients. Patient enrollment, a significant factor in the timing of clinical trials, is affected by many factors, including the size and nature of the patient population and competition for patients eligible for our clinical trials with competitors which may have ongoing clinical trials for product candidates that are under development to treat the same indications as one or more of our product candidates, or approved products for the conditions for which we are developing our product candidates.

Clinical trials may be subject to delays as a result of patient enrollment taking longer than anticipated or greater than anticipated subject withdrawal. We may not be able to initiate or continue clinical trials for REACT or our future product candidates if we are unable to locate and enroll a sufficient number of eligible patients to participate in these trials as required by the FDA or foreign regulatory authorities. We cannot predict how successful we will be at enrolling subjects in future clinical trials. The enrollment of patients depends on many factors, including:

- the patient eligibility and exclusion criteria defined in the protocol;
- the size and demographics of the patient population required for analysis of the clinical trial's primary endpoints and the process for identifying patients;
- the proximity of subjects to clinical trial sites;
- the design of the trial;
- our ability to recruit clinical trial investigators with the appropriate competencies and experience;
- clinicians' and patients' perceptions as to the potential advantages and risks of the product candidate being studied in relation to other available therapies, including any new products that may be approved for the indications we are investigating;
- the availability of competing commercially available therapies and other competing product candidates' clinical trials;
- our ability to obtain and maintain clinical trial subject informed consents; and
- the risk that subjects enrolled in clinical trials will drop out of the trials before completion.

For example, we are initially developing REACT for the treatment of CKD due to diabetes or congenital anomalies of the kidney and urinary tract. In the United States, CKD is estimated to affect over 38 million adults. We may encounter difficulties enrolling subjects in our clinical trials of REACT due, in part, to the stringent inclusion criteria for subjects, the novelty of the treatment modality and the fact that it involves a physically invasive procedure. In addition, our clinical trials may compete with other clinical trials for product candidates that are in the same therapeutic areas as REACT, and this competition may reduce the number and types of patients available to us, because some patients who might have opted to enroll in our trials may instead opt to

enroll in a trial being conducted by one of our competitors. Since the number of qualified clinical investigators is limited, we expect to conduct some of our clinical trials at the same clinical trial sites that some of our competitors use, which may reduce the number of patients who are available for our clinical trials in such clinical trial site.

Our inability to enroll a sufficient number of patients for clinical trials would result in significant delays and could require us to abandon one or more clinical trials altogether. Delays in patient enrollment may result in increased costs or may affect the timing or outcome of our future clinical trials, which could prevent completion of these trials and adversely affect our ability to advance the development of REACT or any of our future product candidates. Furthermore, we expect to rely on CROs and clinical trial sites to ensure the proper and timely conduct of our clinical trials and we will have limited influence over their performance.

Furthermore, due to the follow-up period and maximum study duration of five years (60 months) and the requirement for on-site visits, subjects may drop out of our clinical trials at a higher rate than we anticipate or may elect to participate in alternative clinical trials sponsored by our competitors with product candidates that treat the same indications as REACT and any future product candidates. Even if we are able to enroll a sufficient number of subjects for our clinical trials, we may have difficulty maintaining enrollment of such subjects in our clinical trials.

The design or execution of our ongoing and future clinical trials may not support marketing approval.

The design or execution of a clinical trial can determine whether its results will support marketing approval, and flaws in the design or execution of a clinical trial may not become apparent until the clinical trial is well advanced. Additionally, in some instances, there can be significant variability in safety or efficacy results between different trials with the same product candidate due to numerous factors, including differences in trial protocols, size and type of the patient populations, variable adherence by investigators and subject to protocol requirements and the rate of dropout among clinical trial subjects. We do not know whether any clinical trials we conduct will demonstrate consistent or adequate efficacy and safety to obtain marketing approval to market REACT or any of our future product candidates.

Further, the FDA and comparable foreign regulatory authorities have substantial discretion in the approval process and in determining when or whether marketing approval will be obtained for REACT or any of our future product candidates. REACT may not be approved even if it achieves its primary endpoints in our Phase 3 clinical trials or registrational trials. The FDA or comparable foreign regulatory authorities may disagree with our trial designs and our interpretation of data from nonclinical studies or clinical trials. In addition, any of these regulatory authorities may change requirements for the approval of a product candidate even after reviewing and providing comments or advice on a protocol for a pivotal Phase 3 or registrational clinical trial. In addition, any of these regulatory authorities may also approve a product candidate for fewer or more limited indications than we request or may grant approval contingent on the performance of costly post-marketing clinical trials. The FDA or comparable foreign regulatory authorities may not approve the labeling claims that we believe would be necessary or desirable for the successful commercialization of REACT or any of our future product candidates, if approved.

We have obtained RMAT Designation from the FDA for REACT, but this may not lead to a faster development or regulatory review process, and such designation does not increase the likelihood that any of our product candidates will receive marketing approval in the United States and the FDA may withdraw such designation.

We intend to evaluate regulatory strategies that could enable us to take advantage of expedited development pathways for REACT, including the RMAT designation that we have already received, although we cannot be certain that REACT will qualify for any additional expedited development pathways or that regulatory authorities will grant, or allow us to maintain, the relevant designations.

RMAT designation is intended to expedite the development and review of product candidates that are designed to treat serious or life-threatening diseases and unmet need when “preliminary clinical evidence indicates that a product candidate may demonstrate substantial improvement over existing therapies on one or more clinically significant endpoints, such as substantial treatment effects observed early in clinical development.” The designation of REACT with expedited designation provides potential benefits that include: more frequent meetings with FDA to discuss the development plan for the product candidate and ensure collection of appropriate data needed to support approval; more frequent written correspondence from FDA about such things as the design of the proposed clinical trials and use of biomarkers; intensive guidance on an efficient cell therapy program, beginning as early as Phase 1; organizational commitment involving senior managers; and eligibility for rolling review and priority review if supported by clinical data at the time of the submission of the BLA.

Cell and gene therapies, therapeutic tissue engineered products, human cell and tissue products, and combination products using any such therapies or products that are intended to treat, modify, reverse, or cure a serious or life-threatening disease or condition are eligible for designation by the FDA as RMATs. The RMAT designation is intended to facilitate efficient development and expedite review of regenerative medicine therapies by offering eligibility for priority review or accelerated approval, as well as early interactions with FDA to discuss any potential surrogate or intermediate endpoint to be used to support accelerated approval.

We applied for RMAT designation for REACT, which was granted by the FDA on October 28, 2021. As contemplated by the RMAT designation and as directed by the FDA, we requested a comprehensive, multidisciplinary Type B meeting with the FDA to review the status of preclinical and clinical development and manufacturing of REACT, and to discuss the planned clinical program intended to support approval of the product candidate. The FDA provided detailed written responses to our questions included in the meeting request, and the Type B meeting was held in March 2022. As a result of that meeting, we will continue to advance the clinical development program for REACT in the United States with the benefit of enhanced clarity as to the FDA's expectations and requirements for a registrational program, including the design of the trials needed for approval, manufacturing assays, and comparability studies. The FDA's input is more fully set forth under the heading "Phase 3 Clinical Development (REGEN-006 and REGEN-016)" in the section titled "*Part I—Item 1, Business.*"

Even though we obtained RMAT designation in October 2021, such a designation does not change the standards for product approval, and there is no assurance that this designation will result in expedited review or approval or that the approved indication will not be narrower than the indication covered by RMAT designation. Thus, even though RMAT designation was granted for REACT, we may not experience a faster development process, review or marketing approval compared to conventional FDA procedures. The FDA may withdraw RMAT designation if it believes that the product no longer meets the qualifying criteria. It is also possible that the FDA could provide further input on our trial design, in which case our timelines to completion of the clinical development of REACT could be delayed. Our business may be harmed if we are unable to avail ourselves of these or any other expedited development and regulatory pathways.

We may expend our limited resources to pursue a particular product candidate or indication and fail to capitalize on product candidates or indications that may be more profitable or for which there is a greater likelihood of success.

Because we have limited financial and management resources, we must focus on development programs and product candidates that we identify for specific indications. As such, we are only focused on the development of REACT for the treatment of CKD and CAKUT. As a result, we may forego or delay pursuit of opportunities with other product candidates or for other indications for these product candidates that later prove to have greater commercial potential. Our resource allocation decisions may cause us to fail to capitalize on viable commercial products or profitable market opportunities. Our spending on current and future development programs and product candidates for specific indications may not yield any commercially viable products. If we do not accurately evaluate the commercial potential or target market for a particular product candidate, we may relinquish valuable rights to that product candidate through collaboration, licensing or other royalty arrangements in cases in which it would have been more advantageous for us to retain sole development and commercialization rights to such product candidate.

We have conducted and may in the future continue to conduct additional clinical trials for REACT outside the United States, and the FDA and similar foreign regulatory authorities may not accept data from such trials conducted in locations outside of their jurisdiction.

We have conducted additional clinical trials for REACT in the Asia-Pacific region, European Union, and Latin America, and may in the future continue to conduct clinical trials outside the United States, including in South America, Australia, New Zealand, or other foreign jurisdictions. The acceptance of data from clinical trials conducted outside the United States by the FDA may be subject to certain conditions or may be rejected. In cases where data from clinical trials conducted outside the United States are intended to serve as the sole basis for marketing approval in the United States, the FDA will generally not approve the application on the basis of foreign data alone unless: (i) the data are applicable to the United States population and United States medical practice; (ii) the trials were performed by clinical investigators of recognized competence; and (iii) the data may be considered valid without the need for an on-site inspection by the FDA or, if the FDA considers such an inspection to be necessary, the FDA is able to validate the data through an on-site inspection or other appropriate means. Additionally, the FDA's clinical trial requirements, including sufficient size of patient populations and statistical powering, must be met. Many foreign regulatory bodies have similar approval requirements. In addition, such foreign clinical trials would be subject to the applicable local laws of the foreign jurisdictions where the trials are conducted. There can be no assurance that the FDA or any similar foreign regulatory authority will accept data from clinical trials conducted outside of the United States or the applicable jurisdiction. If the FDA or any similar foreign regulatory authority does not accept such data, it would result in the need for additional clinical trials, which would be costly and time-consuming and delay aspects of our business plan, and which may result in REACT not receiving approval or clearance for commercialization in the applicable jurisdiction.

We may not be successful in our efforts to identify or discover additional product candidates in the future.

Our research programs may initially show promise in identifying potential product candidates, yet fail to yield product candidates for clinical development for a number of reasons, including:

- our inability to design such product candidates with the pharmacological properties that we desire or attractive pharmacokinetics;
- our inability to design and develop a suitable manufacturing process; or

- potential product candidates may, on further study, be shown to have harmful side effects or other characteristics that indicate that they are unlikely to be medicines that will receive marketing approval and achieve market acceptance.

Research programs to identify new product candidates require substantial technical, financial and human resources. If we are unable to identify suitable compounds for clinical development, we will not be able to obtain product revenue in future periods, which likely would result in significant harm to our financial position.

Due to our limited resources and access to capital, we must make decisions on the allocation of resources to certain programs and product candidates; these decisions may prove to be wrong and may adversely affect our business.

We have limited financial and human resources and intend to initially focus on research programs and product candidates for a limited set of indications. As a result, we may forgo or delay pursuit of opportunities with other product candidates or for other indications that later prove to have greater commercial potential or a greater likelihood of success. In addition, we may seek to accelerate our development timelines, including by initiating certain clinical trials of REACT or our future product candidates before earlier-stage studies have been completed. This approach may cause us to commit significant resources to prepare for and conduct later-stage trials for one or more product candidates that subsequently fail earlier-stage clinical testing. Therefore, our resource allocation decisions may cause us to fail to capitalize on viable commercial products or profitable market opportunities or expend resources on product candidates that are not viable.

There can be no assurance that we will ever be able to identify additional therapeutic opportunities for REACT or our future product candidates or to develop suitable potential product candidates through internal research programs, which could materially adversely affect our future growth and prospects. We may focus our efforts and resources on potential product candidates or other potential programs that ultimately prove to be unsuccessful.

If we do not achieve our projected development goals in the time frames we announce and expect, the commercialization of our products may be delayed or never achieved.

From time to time, we may estimate the timing of the accomplishment of various scientific, clinical, regulatory, manufacturing and other product development goals, which we sometimes refer to as milestones. These milestones may include the commencement or completion of clinical trials and the submission of regulatory filings, including IND submissions. From time to time, we may publicly announce the expected timing of some of these milestones. All of these milestones are, and will be, based on a variety of assumptions. The actual timing of these milestones can vary significantly compared to our estimates, in some cases for reasons beyond our control. We may experience numerous unforeseen events during, or as a result of, any future clinical trials that we conduct that could delay or prevent our ability to receive marketing approval or commercialize REACT or any of our future product candidates.

Risks Related to the Manufacturing of REACT and Our Future Product Candidates

Cell therapies are complex and difficult to manufacture, and we could experience manufacturing problems that result in delays in the development or commercialization of REACT, our lead product candidate, or otherwise harm our business.

The manufacture of cell therapy products is technically complex and necessitates substantial expertise and capital investment. Production difficulties caused by unforeseen events may delay the availability of material for our clinical trials. Further, we are not aware of any other cell therapy that has been manufactured for a market of the anticipated size for REACT. If REACT is approved for commercial sale, as to which no assurance can be given, we may be unable to meet market demand for the product in a timely manner due to the complex processes that are involved in its manufacturing.

Additionally, all entities involved in the preparation of therapeutics for clinical trials or commercial sale are subject to extensive cGMP, state and federal regulations, as well as foreign requirements when applicable.

Components of a finished therapeutic product approved for commercial sale or used in late-stage clinical trials must be manufactured in accordance with cGMP regulations. These regulations govern manufacturing processes and procedures (including record keeping) and the implementation and operation of quality systems to control and assure the quality of investigational products and products approved for sale. Poor control of production processes can lead to the introduction of adventitious agents or other contaminants, or to inadvertent changes in the properties or stability of REACT that may not be detectable in final product testing. We must supply all necessary documentation in support of a BLA or MAA on a timely basis. Our facilities and quality systems, including those of any third parties we contract with to manufacture any critical component of the final product, must pass a pre-approval inspection for compliance with the applicable regulations as a condition of regulatory approval of REACT or any of our other potential products. In addition, the FDA and other regulatory authorities may, at any time, audit or inspect a manufacturing facility involved with the preparation of REACT or our other potential products or the associated quality systems for compliance with the regulations applicable to the activities being conducted at such facilities, and they could put a hold on one or more of our clinical trials if our facilities, or those of our contracted third parties, do not pass such audits or inspections. If such facilities do not pass a pre-approval plant inspection, FDA approval of the products will not be granted. Any failure to adhere to or

document compliance with such regulatory requirements could lead to a delay or interruption in the availability of REACT for clinical trials or enforcement action from the FDA, EMA or foreign regulatory authorities. If we or our suppliers were to fail to comply with the requirements of the FDA, EMA or other regulatory authority, it could result in regulatory actions or sanctions being imposed on us, including the issuance of FDA Form 483 notices of inspectional observations, warning letters or untitled letters, clinical holds, fines, injunctions, civil penalties, delays, suspension or withdrawal of approvals, license revocation, seizures or recalls of product candidates or products, operating restrictions and criminal prosecutions, any of which could significantly and adversely affect supplies of REACT. Our potential future dependence upon others for the manufacture of REACT may also adversely affect our future profit margins and our ability to commercialize REACT or any future product candidates that receive regulatory approval on a timely and competitive basis.

Biological products are inherently difficult to manufacture. REACT is manufactured using technically complex processes requiring specialized equipment and facilities, highly specific raw materials, autologous cells collected from patients, and reagents, and the process involves various production constraints. Even though we aim to have backup supplies of raw materials and reagents whenever possible, we cannot be certain they will be sufficient if our primary sources are unavailable. A shortage of a critical raw material or reagent, or a technical issue during manufacturing may lead to delays in clinical development or commercialization plans. Any changes in the manufacturing of components of the raw materials we use could result in unanticipated or unfavorable effects in our manufacturing processes, resulting in delays.

Delays or failures in the manufacture of cell therapies can result in a patient being unable to receive their cell therapy or a requirement to re-manufacture which itself then causes delays in manufacture for other patients. Any delay or failure or inability to manufacture on a timely basis can adversely affect a patient's outcomes and delay the timelines for our clinical trials. Such delays or failure or inability to manufacture can result from:

- a failure in the manufacturing process itself, for example by an error in manufacturing equipment or reagent failure, failure in any step of the manufacturing process, failure to maintain a cGMP environment or failure in quality systems applicable to manufacture, sterility failures, or contamination during process;
- product loss or failure due to logistical issues associated with the collection of a patient's autologous cells or other samples, shipping that material to analytical laboratories, and shipping the final cell therapy back to the location using cold chain distribution where it will be administered to the patient, manufacturing issues associated with the differences in patient starting materials, inconsistency in cell growth and variability in product characteristics;
- a lack of reliability or reproducibility in the manufacturing process itself, leading to variability in end manufacture of the cell therapy, which may lead to regulatory authorities placing a hold on a clinical trial or requesting further information on the process, which could in turn result in delays to the clinical trials;
- product loss or failure due to logistical issues including issues associated with the differences between patients' autologous cells or characteristics, interruptions to process, contamination, failure to supply patient apheresis material within required timescales (for example, as a result of an import or export hold-up) or supplier error;
- inability to have enough manufacturing slots to manufacture cell therapies for patients as and when those patients require manufacture;
- inability to procure starting materials or to manufacture starting materials;
- interruptions in our supply chain, which may require us to find an alternative manufacturer or supplier for one or more components that we need in the manufacture of REACT, which would in turn require such manufacturer or supplier to be qualified through a BLA and/or MAA supplement, could lead the regulatory agencies to require additional studies if a new manufacturer is relied upon for commercial production, and may involve substantial costs and delays related to switching manufacturers;
- loss of or close-down of any manufacturing facility used in the manufacture of our cell therapies, or the inability to find alternative manufacturing capability in a timely fashion;
- loss or contamination of patient starting material, requiring the starting material to be obtained again from the patient or the manufacturing process to be re-started; and
- a requirement to modify or make changes to any manufacturing process, which may also require comparability testing that delays our ability to make the required modifications or perform any required comparability testing in a timely fashion, require further regulatory approval or require successful tech transfer to CMOs to continue manufacturing.

These factors could cause the delay of clinical trials, regulatory submissions, required approvals or commercialization of REACT, cause us to incur higher costs and prevent us from commercializing REACT successfully, if approved.

We expect to utilize automation in all aspects of manufacturing ranging from tissue processing, cell expansion and renal cell selection to formulation and filling of the final product. We will also extend automation to other manufacturing activities, including warehouse operations and supply chain. In addition, we intend to improve bioprocess development to further reduce manufacturing costs of the commercial REACT product, assuming receipt of necessary regulatory approvals. Culture media represents the highest cost in REACT processing, and we are exploring reduced culture media usage via bioprocess and automation improvements. Further, our final commercial REACT product is planned to be a cryopreserved formulation, which is projected to reduce manufacturing costs compared to our fresh REACT formulation. We expect to leverage bulk purchasing to actively negotiate

pricing of materials to further drive cost reductions. However, there can be no assurance that the manufacturing costs for our Phase 3 trials when we manufacture REACT at commercial scale will actually be lower than for our ongoing Phase 2 RMCL-002 study. A number of factors may contribute to an inability to achieve these cost reductions, including any failures to achieve the automation efficiencies that we anticipate, cost overruns or inefficiencies in the supply chain, and any failure to improve the formulation or bioprocessing of REACT in a manner that results in lower costs.

We have our own manufacturing capabilities, which may result in increased costs being incurred by us.

Our manufacturing facility for REACT is within our Winston-Salem facility in North Carolina, and this facility currently manufactures SRCs for use in our clinical trials. Regulatory authorities, in particular the FDA, might not continue to approve our ability to manufacture SRCs or other cell therapies at the Winston-Salem facility.

Our ability to successfully manufacture our own cell therapies at the Winston-Salem facility within a reasonable period of time and within currently projected costs is dependent on a number of factors, including:

- our ability to recruit the required employees at a suitable level and experience and within required timescales and to maintain employment of such required employees;
- our ability to obtain regulatory approval for the facility and for the manufacture of cell therapies at the facility and to satisfy regulatory authorities on an ongoing basis;
- our ability to manufacture cell therapies reliably and reproducibly and to timescales sufficient to support required patient administration;
- our ability to manufacture cell therapies in compliance with the applicable regulatory requirements, including requirements applicable in both the United States and the European Union, including cGMP, enforced by the FDA and state regulatory authorities;
- our ability to develop internal quality controls and processes sufficient to enable manufacture and supply of cell therapies at our Winston-Salem facility;
- our ability to establish comparability with currently used manufacturing processes and for such comparability data to be accepted by the appropriate regulatory authorities; and
- our ability to fund ongoing development, including equipment requirements necessary for successful manufacture of cell therapies at our facility.

Any delay or failure in manufacture at our facility could result in delays to the supply of cell therapies for our clinical trials. Should we become unable to produce cell therapies for use in our clinical trials or be unable to produce cell therapies at the required level, then we will be unable to support such clinical trials until alternative manufacturing capability is secured.

Contract development and manufacturing organizations have a finite cell manufacturing capacity, which could inhibit the long-term growth prospects of our business.

We currently produce materials for our clinical trials at our facility in Winston-Salem, North Carolina. It is possible that the demand for our products could exceed existing manufacturing capacity. We expect that, as our own cell therapy development programs progress and demand for cell therapy services in the industry expand, it may become necessary or desirable for us to expand our manufacturing vendors for cell therapy services and products in the future, which may require us to invest significant amounts of capital and to obtain regulatory approvals. If manufacturers are unable to meet our rising demand for products and services on a timely basis or unable to maintain cGMP/cGTP compliance standards, then it is likely that the progress of our own programs will be impaired which could materially and adversely affect the overall success of our development programs.

Components of therapeutic products approved for commercial sale or used in late-stage clinical trials must be manufactured in accordance with cGMPs and manufacturers of cell-based product candidates must comply with cGTPs. In addition, manufacturers of therapeutic products may be required to modify their manufacturing processes from time to time in response to regulatory requests. The manufacture of live cellular-based products is complex and imposes significant regulatory burdens that may change over time. We may encounter difficulties in the production of our product candidates due to our limited manufacturing experience.

Our autologous cell therapy products are patient-specific, and we need to ensure that the correct product is administered to the correct patient.

Administration of autologous cell therapies is patient-specific and personalized medicine. The process requires careful handling of patient-specific products and fail-safe tracking to ensure that the tracking process is without error and that patient samples are tracked from patient collection, through manufacturing and re-administration to the same patient. While such mechanisms are in place, should the tracking process fail, whether at our own facility, a third-party facility or at any point in the manufacturing and supply process, a patient could receive another patient's SRCs, resulting in significant toxicity and potentially

patient fatality. We will need to invest in enhanced systems, such as bar coding, to further ensure fail-safe tracking. There is always a risk of a failure in any such system. Inability to develop or adopt an acceptable fail-safe tracking methodology and handling regime may delay or prevent us from receiving regulatory approval and/or result in significant toxicity and potentially patient fatality if a patient receives another patient's SRCs. This risk may be increased where autologous cell therapies are used in clinical trials that we do not control or sponsor and, should an error be made in the administration of our autologous cell therapies in such clinical trials, this could affect the steps required in our own clinical trials and manufacturing process requiring the addition of further tracking mechanisms to ensure fail-safe tracking. The tracking systems required to further ensure safe patient administration may also require enhanced procedures and administration to satisfy other regulatory requirements, for example, data protection requirements in Europe. The need to ensure tracking systems are adequate and to comply with these additional regulatory requirements may result in delay to the start of clinical trials or the need to obtain additional regulatory licenses or consents prior to starting such trials.

Delays in obtaining regulatory approval of the manufacturing process and facility to produce REACT or disruptions in the manufacturing process may delay or disrupt our commercialization efforts. Very few cGMP cell therapy manufacturing facilities in the United States have received approval from the FDA for the manufacture of an approved cell therapy product.

Before we can begin to commercially manufacture REACT or any of our future product candidates, we must obtain regulatory approval from the FDA for our manufacturing processes and for the facility in which manufacturing is performed. A manufacturing authorization must also be obtained from the appropriate EU regulatory authorities prior to commercialization in the European Union. Very few cGMP cell therapy manufacturing facilities in the United States have received approval from the FDA for the manufacture of an approved cell therapy product and, therefore, the timeframe required for us to obtain regulatory approval for our product candidates is uncertain. In addition, we must pass a pre-approval inspection of the manufacturing facility, including any facilities that produce any component of REACT, by the FDA and other relevant regulatory authorities before REACT or any of our future cell therapy product candidates can obtain marketing approval. If a prolonged government shutdown occurs, or if global health concerns continue to prevent the FDA or other regulatory authorities from conducting their regular inspections, reviews, or other regulatory activities, it could significantly impact the ability of the FDA to timely review and process our regulatory submissions, which could have a material adverse effect on our business. Further, upon completion of this offering and in our operations as a public company, future government shutdowns could impact our ability to access the public markets and obtain necessary capital in order to properly capitalize and continue our operations.

In order to obtain approval, we will need to ensure that all of our processes, quality systems, methods, equipment, policies and procedures are compliant with cGMP and other applicable regulations, and perform extensive audits of vendors, contract laboratories, and suppliers. If any of our vendors, contract laboratories, or suppliers is found to be out of compliance with cGMP or other applicable regulations relating to REACT, we may experience delays or disruptions in manufacturing while we work with such third parties to remedy the violation or while we work to identify suitable replacement vendors. The cGMP requirements govern, among other things, quality control of the manufacturing process and documentation policies and procedures. In complying with cGMP regulations, we will be obligated to spend time, money and effort in production, record keeping and quality control to assure that the product meets applicable specifications and other requirements. If we fail to comply with these requirements, we may be subject to regulatory enforcement actions or other legal sanctions and may not be permitted to sell any products that we may develop.

Any problems in our manufacturing process or facilities could make us a less attractive collaborator for potential partners, including larger pharmaceutical companies and academic research institutions, which could limit our access to additional attractive development programs.

We do not have experience as a company managing a complex supply chain or satisfying manufacturing-related regulatory requirements.

The FDA, the EMA and other foreign regulatory authorities may require us to submit samples of any lot of any approved product together with the protocols showing the results of applicable lot release tests at any time. Under some circumstances, the FDA, the EMA or other foreign regulatory authorities may require that we not distribute a product lot until the relevant agency authorizes its release. Slight deviations in the manufacturing process, including those affecting quality attributes and stability, may result in unacceptable changes in a cell therapy product that could lead to lot failures or product recalls. Lot failures or product recalls could cause us to delay product launches or clinical trials, which could be costly to us and otherwise harm our business, financial condition, results of operations and prospects. Problems in our manufacturing processes could restrict our ability to meet market demand for our products.

Managing an autologous ex vivo cell therapy supply chain is highly complex. We must identify, engage, and coordinate with treatment centers where patients' cellular source material must be collected, prepared and transported to the manufacturing

facility and the cryopreserved therapeutic product must be returned to the treatment center for administration to the patient using controlled temperature shipping containers.

Once collected from the patient, the cellular source material must be prepared and stored according to specified procedures. While we intend to standardize the processes at treatment centers, if there is a deviation of the processes, the cellular source material from a patient could be adversely impacted and potentially result in manufacturing failures. The patient's cellular materials must be transported to the manufacturing facility using a shipping container that maintains the material at a sufficiently cold temperature and must typically be delivered and processed within four days of collection. While we intend to use reputable couriers and agents for the transport of such materials, if the shipping container is opened or damaged such that the appropriate storage/shipping temperature is not maintained, the cellular source material may be adversely impacted and it may not be feasible to manufacture a cell therapy product for the patient. Similarly, if a shipment is delayed due to adverse weather, misrouting, being held up at a customs point, COVID-19 impacts or other events, the cellular source material may not be delivered within a time window that will allow for its use for the successful manufacture of a cell therapy product.

Similarly, the patient's autologous cell therapy product must be returned to the clinical site for administration to the patient using a specialized shipping container that maintains the material at a very low temperature. While we intend to use reputable couriers and agents for the transport of our products, if the shipping container is opened or damaged such that the very low temperature is not maintained, the cell therapy product may be adversely impacted and it may not be feasible to administer it to the patient or, if administered, it could cause harm to the patient. Similarly, if a shipment is delayed due to adverse weather, misrouting, being held up at a customs point, COVID-19 impacts or other events, and is not delivered to the clinical site within the time period that the very low temperature is maintained, the cell therapy product may be adversely affected and be unable to be administered or, if administered, could cause harm to the patient.

We may be delayed or unable to identify, engage, successfully coordinate with or qualify treatment centers in the regions we are targeting as part of our commercial launch strategy, which could delay or prevent patients from receiving cell therapy treatments, if approved. For example, due to COVID-19-related travel restrictions, some in-person visits to qualify certain potential treatment centers were postponed or required to take place remotely. If our treatment centers fail to perform satisfactorily, we may suffer reputational, operational, and business harm.

Any of the above events, should they happen, could adversely affect our development timelines and our business, financial condition, results of operations and prospects.

We depend on third-party suppliers for materials that are necessary for the conduct of clinical trials of REACT, our lead product candidate, and the loss of these third-party suppliers or their inability to supply us with sufficient quantities of adequate materials, or to do so at acceptable quality levels and on a timely basis, could harm our business.

Manufacturing REACT, our lead product candidate, requires many reagents, which are substances used in our manufacturing processes to bring about chemical or biological reactions, and other specialty materials and equipment, some of which are manufactured or supplied by small companies with limited resources and experience to support commercial biologics production. We currently depend on a limited number of vendors for certain materials and equipment used in the manufacture of REACT. Some of these suppliers may not have the capacity to support clinical trials and commercial products manufactured under cGMP by biopharmaceutical firms or may otherwise be ill-equipped to support our needs. We also do not have supply contracts with many of these suppliers and may not be able to obtain supply contracts with them on acceptable terms or at all. Accordingly, we may experience delays or interruption in receiving key materials and equipment to support clinical or commercial manufacturing. Any significant delay or interruption in the supply of components or sub-assemblies, or our inability to obtain substitute components, sub-assemblies or materials from alternate sources at acceptable prices in a timely manner, could impair our ability to meet the demand of our customers and harm our business.

For some of these reagents, equipment, and materials, we rely and may in the future rely on sole source vendors or a limited number of vendors. The supply of the reagents and other specialty materials and equipment that are necessary to produce REACT could be reduced or interrupted at any time. In such case, identifying and engaging an alternative supplier could result in delay, and we may not be able to find other acceptable suppliers on acceptable terms, or at all. Switching suppliers may involve substantial costs and is likely to result in a delay in our desired clinical and commercial timelines. If we change suppliers for commercial production, applicable regulatory agencies may require us to conduct additional studies or trials. If key suppliers are lost, or if the supply of the materials is diminished or discontinued, we may not be able to develop, manufacture and market REACT in a timely and competitive manner, or at all. An inability to continue to source products from any of these suppliers, which could be due to a number of issues, including regulatory actions or requirements affecting the supplier, adverse financial or other strategic developments experienced by a supplier, labor disputes or shortages, unexpected demands or quality issues, could adversely affect our ability to satisfy demand for REACT, which could adversely and materially affect our product sales and operating results or our ability to conduct clinical trials, either of which could significantly harm our business.

As we continue to develop and scale our manufacturing process, we expect that we will need to obtain rights to and supplies of certain materials and equipment to be used as part of that process. We may not be able to obtain rights to such materials or

equipment on commercially reasonable terms, or at all, and if we are unable to alter our process in a commercially viable manner to avoid the use of such materials or equipment or find a suitable substitute, it would have a material adverse effect on our business. Even if we are able to alter our process so as to use other materials or equipment, such a change may lead to a delay in our clinical development and/or commercialization plans. If such a change occurs for product candidate that is already in clinical development, the change may require us to perform both *ex vivo* comparability studies and to collect additional data from subjects prior to undertaking more advanced clinical trials. These factors could cause the delay of nonclinical studies or clinical trials, regulatory submissions, required approvals or commercialization of REACT or future product candidates that we develop, cause us to incur higher costs and prevent us from commercializing our product candidates successfully.

Any microbial contamination in the manufacturing process for our cell-based product, shortages of raw materials or failure of any of our key suppliers to deliver necessary components could result in delays in our clinical development or marketing schedules.

Given the nature of cell product manufacturing, there is a risk of microbial contamination. Any microbial contamination could adversely affect our ability to produce, release or administer our cell therapies on schedule and could, therefore, harm our results of operations and cause reputational damage.

Some of the raw materials required in our manufacturing processes are derived from biologic sources. Such raw materials are difficult to procure and may be subject to contamination or recall. A material shortage, contamination, recall or restriction on the use of biologically derived substances in the manufacture of REACT could adversely impact or disrupt the commercial manufacturing or the production of clinical material, which could adversely affect our development timelines and our business, financial condition, results of operations and prospects.

REACT requires cryopreservation with specific storage, handling and administration at the clinical sites.

REACT requires cryopreservation and must be stored at very low temperatures in specialized freezers or specialized shipping containers until immediately prior to use. For administration, the cryopreserved product container must be carefully removed from storage, rapidly thawed under controlled temperature conditions in an area proximal to the patient's bedside and immediately administered to the patient. The handling, thawing and administration of the cryopreserved cell therapy product must be performed according to specific instructions, typically using specific disposables, and some steps must be completed within specific time periods. Failure to correctly handle the product, follow the instructions for thawing and administration and or failure to administer the product within the specified period post-thaw could negatively impact the efficacy and or safety of the product.

Changes in methods of product candidate manufacturing or formulation may result in additional costs or delay.

As product candidates progress through clinical trials to marketing approval and commercialization, various aspects of the development program, such as manufacturing methods and the product's formulation, may be altered along the way in an effort to optimize yield, manufacturing batch size, minimize costs and achieve consistent quality and results. These changes carry the risk that they will not achieve their intended objectives. Any of these changes could cause REACT or any of our future product candidates to perform differently and affect the results of planned clinical trials or other future clinical trials conducted with the altered materials. This could delay completion of our ongoing or planned clinical trials, require us to perform bridging clinical trials or repeat one or more clinical trials, increase clinical trial costs, delay any potential approval of REACT or any of our future product candidates and jeopardize our ability to commercialize REACT or any of our future product candidates and generate revenue.

In addition, there are risks associated with process development and large-scale manufacturing for clinical trials or commercial distribution including, among others, cost overruns, potential problems with process scale-up, process reproducibility, stability issues, compliance with cGMP, lot consistency and timely availability of raw materials. Even if we obtain marketing approval for any of our product candidates, there is no assurance that we will be able to manufacture the approved product to specifications acceptable to the FDA or other comparable foreign regulatory authorities, to produce it in sufficient quantities to meet the requirements for the potential commercial launch of the product or to meet potential future demand. Additionally, the manufacturing processes for biological products is more complex and expensive than with small-molecule products, and additional manufacturing suppliers may be needed to manufacture clinical trial supplies for these development programs. If we are unable to produce sufficient quantities for clinical trials or for commercialization, our development and commercialization efforts would be impaired, which would have an adverse effect on our business, financial condition, results of operations and growth prospects.

Our current operations are concentrated in a number of locations, including a single manufacturing facility in North Carolina. We or the third parties upon whom we depend may be adversely affected by earthquakes, wildfires or other natural disasters, as

well as epidemics, pandemics and other incidents, and our business continuity and disaster recovery plans may not adequately protect us from a serious disaster.

Any unplanned event, such as flood, fire, explosion, earthquake, extreme weather condition, medical epidemics or pandemics, power shortage, telecommunication failure or other natural or manmade accidents or incidents that result in us being unable to fully utilize our facilities may have a material and adverse effect on our ability to operate our business, particularly on a daily basis, and have significant negative consequences on our financial and operating conditions. Loss of access to these facilities may result in increased costs, delays in the development of REACT or any of our future product candidates or interruption of our business operations. Earthquakes, wildfires or other natural disasters could further disrupt our operations, and have a material and adverse effect on our business, financial condition, results of operations and prospects. If a natural disaster, power outage or other event prevented us from using all or a significant portion of our manufacturing facilities, or otherwise disrupted operations, it may be difficult or, in certain cases, impossible, for us to continue our business for a substantial period of time. The disaster recovery and business continuity plans we have in place, including use of contract manufacturers and inherent risks associated therewith with respect to technology transfer and quality issues, may prove inadequate in the event of a serious disaster or similar event. We may incur substantial expenses as a result of the limited nature of our disaster recovery and business continuity plans, which could have a material adverse effect on our business. As part of our risk management policy, we maintain insurance coverage at levels that we believe are appropriate for our business. However, in the event of an accident or incident at these facilities, we cannot assure you that the amounts of insurance will be sufficient to satisfy any damages and losses. If our facilities are unable to operate because of an accident or incident or for any other reason, even for a short period of time, any or all of our research and development programs may be harmed. Any business interruption may have a material and adverse effect on our business, financial condition, results of operations and prospects.

Risks Related to the Commercialization of REACT and Our Future Product Candidates

Even if REACT or a future product candidate we develop receives marketing approval, it may fail to achieve the degree of market acceptance by physicians, patients, third-party payors and others in the medical community necessary for commercial success.

Even if REACT or any other product candidates we develop receives marketing approval, it may nonetheless fail to gain sufficient market acceptance by physicians, patients, third-party payors, such as Medicare and Medicaid programs and managed care organizations, and others in the medical community. In addition, the availability of coverage by third-party payors may be affected by existing and future health care reform measures designed to reduce the cost of health care. If the product candidates we develop do not achieve an adequate level of acceptance, we may not generate significant product revenues and we may not become profitable.

The degree of market acceptance of any product candidate, if approved for commercial sale, will depend on a number of factors, including:

- the efficacy and potential advantages of our current or future product candidates compared to alternative treatments;
- product labeling or product insert requirements of the FDA, EMA or other foreign regulatory authorities, including any limitations or warnings contained in a product's approved labeling, including any black box warning or REMS;
- the clinical indications for which our current or future product candidates are approved;
- availability of alternative treatments already approved or commercially launched in the future;
- the ability to offer our products, if approved, for sale at competitive prices;
- convenience and ease of administration compared to alternative treatments;
- the willingness of the target patient population to try new therapies and of physicians to prescribe these therapies, including where there may be a perception that our therapies, if approved, involve an increased risk of adverse events;
- the recommendations with respect to our product candidates in guidelines published by various scientific organizations applicable to us and our product candidates;
- the strength of marketing and distribution support;
- any restrictions on the use of our products together with other medications;
- our ability to hire and retain a sales force in the United States;
- the ability to obtain sufficient third-party coverage and adequate reimbursement for our products, including necessary reimbursement codes;
- the prevalence and severity of any side effects;
- the ability to obtain Current Procedural Terminology ("CPT") Codes and Resource-Based Relative Value Scale for appropriate provider reimbursement;
- the ability to obtain designated International Classification of Diseases ("ICD-10") codes from the WHO for disease designation;
- willingness of provider proceduralists to perform invasive kidney procedures that may cause increased medical liability from procedural-related or cell based adverse events; and

- the ability to provide advanced procedural training for delivery of product candidates.

Sales of cell-based products also depend on the willingness of physicians to prescribe the treatment, which is likely to be based on a determination by these physicians that the products are safe, therapeutically effective and cost effective. In addition, the inclusion or exclusion of products from treatment guidelines established by various physician groups and the viewpoints of influential physicians can affect the willingness of other physicians to prescribe the treatment. We cannot predict whether physicians, physicians' organizations, hospitals, other health care providers, government agencies or private insurers will determine that our products are safe, therapeutically effective and cost effective as compared with competing treatments. If any product candidate is approved but does not achieve an adequate level of acceptance by such parties, we may not generate or derive sufficient revenue from that product candidate and may not become or remain profitable. If government and other third-party payors do not provide coverage and adequate reimbursement levels for any products we commercialize, market acceptance and commercial success would be reduced. REACT is percutaneously injected into the kidney and requires additional proceduralist technical training with possible ongoing maintenance of certification. Facilities where REACT is delivered may require additional cell-based licensing by state, federal or laboratory certification agencies and require equipment with appropriate technology and inventories.

We currently have no marketing and sales organization and have no experience as a company in commercializing products, and we may have to invest significant resources to develop these capabilities. If we are unable to establish marketing and sales capabilities or enter into agreements with third parties to market and sell any products for which we obtain regulatory approval, we may not be able to generate product revenue.

We have no internal sales, marketing or distribution capabilities, nor have we commercialized a product. If REACT or any of our future product candidates ultimately receives regulatory approval, we expect to establish a marketing and sales organization with technical expertise and supporting distribution capabilities to commercialize each such product in major markets, which will be expensive and time consuming. We have no prior experience as a company in the marketing, sale and distribution of biopharmaceutical products and there are significant risks involved in building and managing a sales organization. For example, recruiting and training a sales force is expensive and time consuming and could delay any product launch. If the commercial launch of a product candidate for which we recruit a sales force and establish marketing capabilities is delayed or does not occur for any reason, we would have prematurely or unnecessarily incurred these commercialization expenses. This may be costly, and our investment would be lost if we cannot retain or reposition our sales and marketing personnel.

Factors that may inhibit our efforts to market our products on our own include:

- our inability to recruit, train and retain adequate numbers of effective sales and marketing personnel;
- the inability of sales personnel to obtain access to physicians in order to educate physicians about our product candidates, including product administration and product delivery, once approved;
- the lack of complementary products to be offered by sales personnel, which may put us at a competitive disadvantage relative to companies with more extensive product lines; and
- unforeseen costs and expenses associated with creating an independent sales and marketing organization.

Any failure or delay in the development of our internal sales, marketing and distribution capabilities would adversely impact the commercialization of these products. We may also choose to collaborate with third parties that have direct sales forces and established distribution systems, either to augment our own sales force and distribution systems or in lieu of our own sales force and distribution systems. We may not be able to enter into collaborations or hire consultants or external service providers to assist us in sales, marketing and distribution functions on acceptable financial terms, or at all. In addition, our product revenues and our profitability, if any, may be lower if we rely on third parties for these functions than if we were to market, sell and distribute any products that we develop and for which we receive regulatory approval ourselves. We likely will have little control over such third parties, and any of them may fail to devote the necessary resources and attention to sell and market our products effectively. If we are not successful in commercializing our products, either on our own or through arrangements with one or more third parties, we may not be able to generate any future product revenue and we would incur significant additional losses.

The affected populations for REACT or any of our future product candidates may be smaller than we or third parties currently project, which may affect the addressable markets for REACT or our future product candidates.

Our projections of the number of people who have the diseases we are seeking to treat, as well as the subset of people with these diseases who have the potential to benefit from treatment with REACT or any of our future product candidates, are estimates based on our knowledge and understanding of these diseases. These estimates may prove to be incorrect, and new studies, medications, or medical practices may further reduce the estimated incidence or prevalence of this disease. The number of patients in the United States, the European Union and elsewhere may turn out to be lower than expected, may not be otherwise amenable to treatment with REACT or any of our future product candidates or patients may become increasingly difficult to identify and access, all of which would adversely affect our business, financial condition, results of operations and prospects. Further, even if we obtain

approval for REACT or any of our future product candidates, the FDA or other regulators may limit their approved indications to more narrow uses or subpopulations within the populations for which we are targeting development of REACT or any of our future product candidates.

The total addressable market opportunity for REACT or any of our future product candidates will ultimately depend upon a number of factors including the diagnosis and treatment criteria included in the final label, if approved for sale in specified indications, acceptance by the medical community, patient access and product pricing and reimbursement. Incidence and prevalence estimates are frequently based on information and assumptions that are not exact and may not be appropriate, and the methodology is forward-looking and speculative. The process we have used in developing an estimated incidence and prevalence range for the indications we are targeting has involved collating limited data from multiple sources. Accordingly, the incidence and prevalence estimates included in this Annual Report should be viewed with caution. Further, the data and statistical information used in this Annual Report, including estimates derived from them, may differ from information and estimates made by our competitors or from current or future studies conducted by independent sources.

Obtaining and maintaining regulatory approval of REACT or any of our future product candidates in one jurisdiction does not mean that we will be successful in obtaining regulatory approval of REACT or future product candidates in other jurisdictions.

Obtaining and maintaining regulatory approval of REACT or any of our future product candidates in one jurisdiction does not guarantee that we will be able to obtain or maintain regulatory approval in any other jurisdiction, while a failure or delay in obtaining regulatory approval in one jurisdiction may have a negative effect on the regulatory approval process in others. For example, even if the FDA grants marketing approval of a product candidate, similar foreign regulatory authorities must also approve the manufacturing, marketing and promotion of the product candidate in those countries. Approval and licensure procedures vary among jurisdictions and can involve requirements and administrative review periods different from, and greater than, those in the United States, including additional studies or clinical trials as clinical trials conducted in one jurisdiction may not be accepted by regulatory authorities in other jurisdictions. In many jurisdictions outside the United States, a product candidate must be approved for reimbursement before it can be approved for sale in that jurisdiction. In some cases, the price that we intend to charge for our products is also subject to approval.

We may also submit marketing applications in other countries. Regulatory authorities in jurisdictions outside of the United States have requirements for approval of product candidates with which we must comply prior to marketing in those jurisdictions. Obtaining similar foreign regulatory approvals and compliance with similar foreign regulatory requirements could result in significant delays, difficulties and costs for us and could delay or prevent the introduction of our products in certain countries. We do not have any product candidates approved for sale in any jurisdiction, including international markets, and we do not have experience in obtaining regulatory approval in international markets. If we fail to comply with the regulatory requirements in international markets and/or receive applicable marketing approvals, our target market will be reduced and our ability to realize the full market potential of REACT or any of our future product candidates will be harmed.

Off-label use or misuse of our products may harm our reputation in the marketplace, result in injuries that lead to costly product liability suits, and/or subject us to penalties if we fail to comply with regulatory requirements or experience unanticipated problems with any product.

If we have any product candidate approved, our product labeling, advertising, and promotion will be subject to regulatory requirements and continuing regulatory review. In the United States, the FDA and the Federal Trade Commission (the “FTC”) strictly regulate the promotional claims that may be made about pharmaceutical products to ensure that any claims about such products are consistent with regulatory approvals, not misleading or false, and adequately substantiated by clinical data. The promotion of a medicine or biologic product in a manner that is false, misleading, unsubstantiated, or for unapproved (or off-label) uses may result in enforcement letters, inquiries and investigations and civil and criminal sanctions by the FDA, FTC, and other regulatory authorities. In particular, a product may not be promoted for uses that are not approved by the FDA as reflected in the product’s approved labeling. If we receive marketing approval for a product candidate, physicians may nevertheless prescribe it to their patients in a manner that is inconsistent with the approved label. If we are found to have promoted such off-label uses, we may become subject to significant liability. The FDA and other agencies actively enforce the laws and regulations prohibiting the promotion of off-label uses, and a company that is found to have improperly promoted off-label uses may be subject to significant sanctions and may result in false claims litigation under federal and state statutes, which can lead to consent decrees, civil monetary penalties, restitution, criminal fines and imprisonment, and exclusion from participation in Medicare, Medicaid and other federal and state health care programs. The federal government has levied large civil and criminal fines against companies for alleged improper promotion and has enjoined several companies from engaging in off-label promotion. The government has also required that companies enter into consent decrees and/or imposed permanent injunctions under which specified promotional conduct is changed or curtailed. Any off-label use of REACT or any of our future product candidates could harm our reputation in the marketplace among physicians and patients. There may also be increased risk of injury to patients if physicians attempt to use our products for these uses for which they are not approved, which could lead to product liability suits that might require significant financial and management resources and that could harm our reputation.

Additionally, advertising and promotion of any product candidate that obtains approval outside of the United States will be heavily scrutinized by comparable foreign regulatory authorities and stakeholders.

REACT and our future product candidates for which we intend to seek approval as biologic products may face competition sooner than anticipated, and our operating results will suffer if we fail to compete effectively.

Even if we are successful in achieving regulatory approval to commercialize a product candidate ahead of our competitors, REACT or any of our future product candidates may face competition from biosimilar products. In the United States, REACT is expected to be regulated by the FDA as a biological product, and we intend to seek approval for REACT pursuant to the BLA pathway. The Biologics Price Competition and Innovation Act of 2009 (the “BPCIA”) created an abbreviated pathway for FDA approval of biosimilar and interchangeable biological products based on a previously licensed reference product. Under the BPCIA, an application for a biosimilar biological product cannot be approved by the FDA until 12 years after the original reference biological product was approved under a BLA. The law is complex and is still being interpreted and implemented by the FDA. As a result, its ultimate impact, implementation, and meaning are subject to uncertainty. While it is uncertain when such processes intended to implement BPCIA may be fully adopted by the FDA, any such processes could have a material adverse effect on the future commercial prospects for REACT.

We believe that any of our current or future product candidates approved as a biological product under a BLA should qualify for the 12-year period of exclusivity available to reference biological products. However, there is a risk that this exclusivity could be shortened due to congressional action or otherwise, or that the FDA will not consider our product candidates to be reference biological products pursuant to its interpretation of the exclusivity provisions of the BPCIA for competing products, potentially creating the opportunity for generic follow-on biosimilar competition sooner than anticipated. Moreover, the extent to which a biosimilar product, once approved, will be substituted for any one of our reference products in a way that is similar to traditional generic substitution for non-biological products is not yet clear, and will depend on a number of marketplace and regulatory factors that are still developing, including whether a future competitor seeks an interchangeability designation for a biosimilar of one of our products. Under the BPCIA as well as state pharmacy laws, only interchangeable biosimilar products are considered substitutable for the reference biological product without the intervention of the health care provider who prescribed the original biological product. However, as with all prescribing decisions made in the context of a patient-provider relationship and a patient’s specific medical needs, health care providers are not restricted from prescribing biosimilar products in an off-label manner. In addition, a competitor could decide to forego the abbreviated approval pathway available for biosimilar products and to submit a full BLA for product licensure after completing its own nonclinical studies and clinical trials. In such a situation, any exclusivity to which we may be eligible under the BPCIA would not prevent the competitor from marketing its biological product as soon as it is approved.

In Europe, the European Commission has granted marketing authorizations for several biosimilar products pursuant to a set of general and product class-specific guidelines for biosimilar approvals issued over the past few years. In addition, companies may be developing biosimilar products in other countries that could compete with our products, if approved. If competitors are able to obtain marketing approval for biosimilars referencing our product candidates, if approved, our future products may become subject to competition from such biosimilars, whether or not they are designated as interchangeable, with the attendant competitive pressure and potential adverse consequences. Such competitive products may be able to immediately compete with us in each indication for which our product candidates may have received approval.

Competitor companies or hospitals may be able to take advantage of EU rules permitting sales of unlicensed medicines for individual patients to sell competing products without a marketing authorization.

The EU medicines rules allow individual member states to permit the supply of a medicinal product without a marketing authorization to fulfill special needs, where the product is supplied in response to a bona fide unsolicited order, formulated in accordance with the specifications of a health care professional and for use by an individual patient under his direct personal responsibility. This may in certain countries also apply to products manufactured in a country outside the European Union and imported to treat specific patients or small groups of patients. In addition, designated ATMPs do not need a marketing authorization if they are prepared on a non-routine basis and are used within the same EU member state in a hospital in accordance with a medical prescription for an individual patient.

These exemptions could allow our competitors to make sales in the EU without having obtained a marketing authorization and without undergoing the expense of clinical trials, especially if those competitors have cell processing facilities in the relevant EU member state. Similarly, certain hospitals may be able to compete with us on the basis of these rules. Because any such sales would be made without a marketing authorization, there would be no need for the competitor company or hospital to refer to the clinical data in our marketing authorization dossiers, and so any data exclusivity protection that we may obtain for our products would not prevent such competing sales.

Coverage and reimbursement may be limited or unavailable in certain market segments for REACT or our future product candidates, if approved, which could make it difficult for us to sell any product candidates profitably.

In the United States and in other countries, patients who are prescribed treatment for their conditions generally rely on third-party payors to reimburse all or part of the costs associated with their treatment. Significant uncertainty exists as to the coverage and reimbursement status of any products for which we may obtain regulatory approval. In the United States, sales of any products for which we may receive regulatory marketing approval will depend, in part, on the availability of coverage and reimbursement from third-party payors. Third-party payors include government authorities such as Medicare, Medicaid, TRICARE, and the Veterans Administration, managed care providers, private health insurers, and other organizations. Coverage and adequate reimbursement from governmental health care programs, such as Medicare and Medicaid, and commercial payors is critical to new product acceptance. Even if any of our products obtains regulatory approval, patients are unlikely to use such products unless coverage is provided and reimbursement is adequate to cover a significant portion of the cost. We cannot be sure that coverage and reimbursement will be available for, or accurately estimate the potential revenue from, any of our products, if approved, or assure that coverage and reimbursement will be available for any product that we may develop. REACT, due to the novel cell therapy and new indication for CKD, may require formulation of CPT codes with resource-based relative value unit appropriation and ICD-10 designation. Each are obtained through different processes and may lead to reimbursement delays of unknown lengths of times.

Government authorities and other third-party payors decide which treatments they will cover and the amount of reimbursement. Coverage and reimbursement by a third-party payor may depend upon a number of factors, including the third-party payor's determination that use of a product is:

- a covered benefit under its health plan;
- safe, effective and medically necessary;
- appropriate for the specific patient;
- supported by peer-reviewed medical journals;
- included in clinical practice guidelines;
- cost-effective; and
- neither experimental nor investigational.

Our ability to commercialize successfully any of our products for which we obtain regulatory approval will depend in part on the extent to which coverage and adequate reimbursement for these products and related treatments will be available from third-party payors, including government health care programs and private health insurers. Moreover, a payor's decision to provide coverage for a biopharmaceutical product does not imply that an adequate reimbursement rate will be approved. If coverage and adequate reimbursement is not available, or is available only to limited levels, we may not be able to successfully commercialize REACT or any of our future product candidates. Even if coverage is provided, the approved reimbursement amount may not be high enough to allow us to establish or maintain pricing sufficient to realize a sufficient return on our investment.

In the United States, no uniform policy of coverage and reimbursement for products exists among third-party payors. Therefore, coverage and reimbursement for our products can differ significantly from payor to payor. As a result, obtaining coverage and reimbursement approval of a product from a government or other third-party payor is a time-consuming and costly process that could require us to provide to each payor supporting scientific, clinical and cost-effectiveness data for the use of our products on a payor-by-payor basis, with no assurance that coverage and adequate reimbursement will be obtained. Even if we obtain coverage for a given product, the resulting reimbursement payment rates might not be adequate for us to achieve or sustain profitability or may require co-payments that patients find unacceptably high. Additionally, third-party payors may not cover, or provide adequate reimbursement for, long-term follow-up evaluations required following the use of product candidates, once approved. It is difficult to predict at this time what third-party payors will decide with respect to the coverage and reimbursement for REACT or any of our future product candidates, if approved.

Changes to current laws and state and federal health care reform measures that may be adopted in the future may result in additional reductions in Medicare and other health care funding and otherwise affect the prices we may obtain for any product candidates for which we may obtain regulatory approval or the frequency with which any such product candidate is prescribed or used.

If product liability lawsuits are brought against us, we may incur substantial financial or other liabilities and may be required to limit commercialization of REACT or our future product candidates.

We face an inherent risk of product liability as a result of testing REACT or any of our future product candidates in clinical trials and will face an even greater risk if we commercialize any products. For example, we may be sued if REACT or any of our future product candidates causes or is perceived to cause injury or are found to be otherwise unsuitable during clinical trials, manufacturing, marketing or sale. Any such product liability claims may include allegations of defects in manufacturing, defects in design, a failure to warn of dangers inherent in the product, negligence, strict liability or a breach of warranties. Claims could also be asserted under state consumer protection acts. If we cannot successfully defend ourselves against product liability claims, we

may incur substantial liabilities or be required to limit commercialization of REACT or any of our future product candidates. Even a successful defense of these claims would require significant financial and management resources. Regardless of the merits or eventual outcome, liability claims may result in:

- inability to bring a product candidate to the market;
- decreased demand for our products;
- injury to our reputation;
- withdrawal of clinical trial subjects and inability to continue clinical trials;
- initiation of investigations by regulators;
- significant costs to defend the related litigation;
- reduced resources of our management to pursue our business strategy;
- substantial monetary awards to trial subjects;
- product recalls, withdrawals or labeling, marketing or promotional restrictions;
- loss of revenue;
- exhaustion of any available insurance and our capital resources;
- the inability to commercialize any products that we may develop; and
- decline in our share price.

Our inability to obtain sufficient product liability insurance at an acceptable cost to protect against potential product liability claims could prevent or inhibit the commercialization of products we develop. We will need to obtain additional insurance for clinical trials as REACT continues clinical development and as additional product candidates enter the clinic. However, we may be unable to obtain, or may obtain on unfavorable terms, clinical trial insurance in amounts adequate to cover any liabilities from any of our clinical trials. Our insurance policies may also have various exclusions, and we may be subject to a product liability claim for which we have no coverage. We may have to pay any amounts awarded by a court or negotiated in a settlement that exceed our coverage limitations or that are not covered by our insurance, and we may not have, or be able to obtain, sufficient capital to pay such amounts. Even if our agreements with any future corporate collaborators entitle us to indemnification against losses, such indemnification may not be available or adequate should any claim arise.

If we or any contract manufacturers and suppliers we engage, now or in the future, fail to comply with environmental, health, and safety laws and regulations, we could become subject to fines or penalties or incur costs that could substantially harm our business.

We and any CMOs and suppliers we engage, now or in the future, are subject to numerous federal, state and local environmental, health, and safety laws, regulations, and permitting requirements, including those governing laboratory procedures; the generation, handling, use, storage, treatment and disposal of hazardous and regulated materials and wastes; the emission and discharge of hazardous materials into the ground, air and water; and employee health and safety. Our operations involve the use of hazardous materials, including chemicals and biological materials. Our operations also produce hazardous waste. We generally contract with third parties for the disposal of these materials and wastes. We cannot eliminate the risk of contamination or injury from these materials. In the event of contamination or injury resulting from our use of hazardous materials, we could be held liable for any resulting damages, and any liability could exceed our resources. Under certain environmental laws, we could be held responsible for costs relating to any contamination at our current or past facilities and at third-party facilities. We also could incur significant costs associated with civil or criminal fines and penalties.

Compliance with applicable environmental laws and regulations may be expensive, and current or future environmental laws and regulations may impair our research, product development and manufacturing efforts. In addition, we cannot entirely eliminate the risk of accidental injury or contamination from these materials or wastes. Although we maintain workers' compensation insurance to cover us for costs and expenses we may incur due to injuries to our employees resulting from the use of hazardous materials, this insurance may not provide adequate coverage against potential liabilities. We do not carry specific biological or hazardous waste insurance coverage, and our property, casualty, and general liability insurance policies specifically exclude coverage for damages and fines arising from biological or hazardous waste exposure or contamination. Accordingly, in the event of contamination or injury, we could be held liable for damages or be penalized with fines in an amount exceeding our resources, and our clinical trials or regulatory approvals could be suspended, which could substantially harm our business.

Risks Related to Our Reliance on Third Parties

We rely on third parties to conduct, supervise and monitor a certain portion of our research and nonclinical testing and clinical trials for REACT, and if those third parties do not successfully carry out their contractual duties, comply with regulatory

requirements or otherwise perform satisfactorily, we may not be able to obtain regulatory approval or commercialize REACT, or such approval or commercialization may be delayed, and our business may be substantially harmed.

We depend, or may depend in the future, upon third parties to conduct certain aspects of our nonclinical studies and clinical trials, and to monitor and manage data, under agreements with universities, medical institutions, CROs, strategic collaborators and others. We expect to have to negotiate budgets and contracts with such third parties, which may result in delays to our development timelines and increased costs. We expect to continue to rely on third parties, including clinical CROs, medical institutions and clinical investigators, to conduct those clinical trials. If any of our relationships with these third-party CROs or others terminate, we may not be able to enter into arrangements with alternative CROs or other third parties or to do so on commercially reasonable terms, if at all. Switching or adding additional CROs involves additional cost and requires management time and focus. In addition, there is a natural transition period when a new CRO begins work. As a result, delays may occur, which can materially impact our ability to meet our desired development timelines. Though we carefully manage our relationships with our CROs, there can be no assurance that we will not encounter similar challenges or delays in the future or that these delays or challenges will not have a material adverse impact on our business, financial condition and prospects.

Any third parties conducting aspects of our nonclinical studies or clinical trials will not be our employees and, except for remedies that may be available to us under our agreements with such third parties, we cannot control whether or not they devote sufficient time and resources to our nonclinical studies and clinical trials. These third parties may also have relationships with other commercial entities, including our competitors, for whom they may also be conducting clinical trials or other product development activities, which could affect their performance on our behalf. If these third parties do not successfully carry out their contractual duties or obligations or meet expected deadlines, or if they need to be replaced or if the quality or accuracy of the nonclinical or clinical data they obtain is compromised due to the failure to adhere to our protocols or regulatory requirements or for other reasons, our product development timelines, including clinical development timelines, may be extended, delayed or terminated, and we may not be able to complete development of, obtain regulatory approval of or successfully commercialize REACT. As a result, our financial results and the commercial prospects for REACT would be harmed, our costs could increase and our ability to generate revenue could be delayed.

We will rely especially heavily on third parties over the course of our clinical trials and will have limited control over the clinical investigators and limited visibility into their day-to-day activities, including with respect to their compliance with the approved clinical trial protocol. Nevertheless, we are responsible for ensuring that each of our clinical trials is conducted in accordance with the applicable protocol, legal and regulatory requirements and scientific standards, and our reliance on third parties does not relieve us of our regulatory responsibilities. We and these third parties are required to comply with GCP requirements, which are regulations and guidelines enforced by the FDA and comparable foreign regulatory authorities for product candidates in clinical development. Regulatory authorities enforce these GCP requirements through periodic inspections of trial sponsors, clinical investigators and clinical trial sites. If we or any of these third parties fail to comply with applicable GCP requirements, the clinical data generated in our clinical trials may be deemed unreliable and the FDA or comparable foreign regulatory authorities may require us to suspend or terminate these trials or perform additional nonclinical studies or clinical trials before approving our marketing applications. We cannot be certain that, upon inspection, such regulatory authorities will determine that any of our clinical trials comply with the GCP requirements. In addition, our clinical trials must be conducted with biologic product produced under cGMP, and likely cGTP regulations and will require a large number of test subjects. Our failure or any failure by our contracted third parties, including CROs, to comply with these regulations or to recruit a sufficient number of subjects may require us to repeat clinical trials, which would delay the regulatory approval process. Moreover, our business may be implicated if any of these third parties violates federal or state fraud and abuse or false claims laws and regulations or health care privacy and security laws.

We also are required to register certain ongoing clinical trials and post the results of certain completed clinical trials on a government-sponsored database, ClinicalTrials.gov, within specified timeframes. Failure to do so can result in fines, adverse publicity and civil and criminal sanctions.

In addition, principal investigators for our clinical trials may serve as scientific advisors or consultants to us from time to time and receive compensation in connection with such services. Under certain circumstances, we may be required to report some of these relationships to the FDA. The FDA may conclude that a financial relationship between us and a principal investigator has created a conflict of interest or otherwise affected interpretation of the trial. The FDA may therefore question the integrity of the data generated at the applicable clinical trial site and the utility of the clinical trial itself may be jeopardized. This could result in a delay in approval, or rejection, of our marketing applications by the FDA and may ultimately lead to the denial of marketing approval for REACT or any of our future product candidates.

We also expect to rely on other third parties to store and distribute product supplies for our clinical trials. Any performance failure on the part of our distributors could delay clinical development or marketing approval of REACT or any of our future product candidates or commercialization of REACT or any of our future product candidates, producing additional losses and depriving us of potential revenue.

We rely on third parties for materials, including tissue samples, required for our research and development activities, and if we are unable to reach agreements with these third parties our research and development activities would be delayed.

We rely on third parties, primarily hospitals, health clinics and academic institutions, for the provision of tissue samples and other materials required in our research and development activities. Obtaining these materials requires various approvals as well as reaching a commercial agreement on acceptable terms with the hospital or other provider of the materials. While we currently have agreements in place with the institutions from which we receive our tissue samples, we do not have any exclusive arrangements with such sources and there is no guarantee that we will be able to maintain or renew such agreements on commercially reasonable terms, if at all. If we were unable to maintain or renew such agreements we would be forced to seek new arrangements with new hospitals, clinics or health institutions. If so, we may not be able to reach agreements with alternative partners or do so on terms acceptable to us. If we are unable to enter into such agreements, our research and development activities will be delayed and our ability to implement a key part of our development strategy will be compromised.

We may in the future seek to enter into collaborations with third parties for the development and commercialization of REACT and/or our future product candidates, and our future collaborations will be important to our business. If we are unable to enter into collaborations, or if these collaborations are not successful, our business could be adversely affected.

A part of our strategy is to consider partnerships in indications and geographies where we believe partners can add significant commercial and/or development capabilities. Further, we have limited capabilities for product development and do not yet have any capability for commercialization. Accordingly, we have entered into and may in the future enter into collaborations with other companies to provide us with important technologies and funding for our programs and technology.

Any future collaborations we enter into may pose a number of risks, including the following:

- collaborators have significant discretion in determining the efforts and resources that they will apply;
- collaborators may not perform their obligations as expected;
- collaborators may not pursue development and commercialization of any product candidates that achieve regulatory approval or may elect not to continue or renew development or commercialization programs or license arrangements based on clinical trial results, changes in the collaborators' strategic focus or available funding, or external factors, such as a strategic transaction that may divert resources or create competing priorities;
- collaborators may delay clinical trials, provide insufficient funding for a clinical trial program, stop a clinical trial or abandon a product candidate, repeat or conduct new clinical trials or require a new formulation of a product candidate for clinical testing;
- collaborators could independently develop, or develop with third parties, products that compete directly or indirectly with our products and product candidates if the collaborators believe that the competitive products are more likely to be successfully developed or can be commercialized under terms that are more economically attractive than ours;
- product candidates discovered in collaboration with us may be viewed by our collaborators as competitive with their own product candidates or products, which may cause collaborators to cease to devote resources to the commercialization of REACT or our future product candidates;
- collaborators may fail to comply with applicable regulatory requirements regarding the development, manufacture, distribution or marketing of a product candidate or product;
- collaborators with marketing and distribution rights to REACT or one or more of our future product candidates that achieve regulatory approval may not commit sufficient resources to the marketing and distribution of such product or products;
- collaborators may not provide us with timely and accurate information regarding development progress and activity under any future license agreement, which could adversely impact our ability to report progress to our investors and otherwise plan development of REACT or our future product candidates;
- disagreements with collaborators, including disagreements over proprietary rights, contract interpretation or the preferred course of development, might cause delays or terminations of the research, development or commercialization of product candidates, might lead to additional responsibilities for us with respect to product candidates, or might result in litigation or arbitration, any of which would be time-consuming and expensive;
- collaborators may not properly maintain or defend our intellectual property rights or may use our proprietary information in such a way as to invite litigation that could jeopardize or invalidate our intellectual property or proprietary information or expose us to potential litigation;
- collaborators may infringe the intellectual property rights of third parties, which may expose us to litigation and potential liability;
- if a collaborator of ours is involved in a business combination, the collaborator might deemphasize or terminate the development or commercialization of any product candidate licensed to it by us; and
- collaborations may be terminated by the collaborator, and, if terminated, we could be required to raise additional capital to pursue further development or commercialization of the applicable product candidates.

If any future collaborations we enter into do not result in the successful discovery, development and commercialization of product candidates or if one of our collaborators terminates its agreement with us, we may not receive any future research funding or milestone or royalty payments under such collaboration. All of the risks relating to product development, regulatory approval and commercialization described in this Annual Report also apply to the activities of our collaborators.

Additionally, if one of our collaborators terminates its agreement with us, we may find it more difficult to attract new collaborators and our perception in the business and financial communities could be adversely affected.

We face significant competition in seeking appropriate collaborators for REACT and future product candidates, and the negotiation process is time-consuming and complex. In order for us to successfully establish a collaboration for REACT or any of our future product candidates, potential collaborators must view these product candidates as economically valuable in markets they determine to be attractive in light of the terms that we are seeking and other available products for licensing by other companies. Collaborations are complex and time-consuming to negotiate and document. In addition, there have been a significant number of recent business combinations among large biopharmaceutical companies that have resulted in a reduced number of potential future collaborators. Our ability to reach a definitive agreement for a collaboration will depend, among other things, upon our assessment of the collaborator's resources and expertise, the terms and conditions of the proposed collaboration and the proposed collaborator's evaluation of a number of factors. If we are unable to reach agreements with suitable collaborators on a timely basis, on acceptable terms, or at all, we may have to curtail the development of a product candidate, reduce or delay its development program or one or more of our other development programs, delay its potential commercialization or reduce the scope of any sales or marketing activities, or increase our expenditures and undertake development or commercialization activities at our own expense. If we elect to increase our expenditures to fund development or commercialization activities on our own, we may need to obtain additional expertise and additional capital, which may not be available to us on acceptable terms, or at all. If we fail to enter into future collaborations or do not have sufficient funds or expertise to undertake the necessary development and commercialization activities, we may not be able to further develop REACT or future product candidates, bring them to market and generate revenue from sales of such products or continue to develop our technology, and our business may be materially and adversely affected. Even if we are successful in our efforts to establish new strategic collaborations, the terms that we agree upon may not be favorable to us, and we may not be able to maintain such strategic collaborations if, for example, development or approval of a product candidate is delayed or sales of an approved product are disappointing. Any delay in entering into new strategic collaboration agreements related to REACT or our future product candidates could delay their development and commercialization and reduce their competitiveness even if it reaches the market.

Risks Related to Legal and Regulatory Compliance Matters

Our relationships with customers, health care providers, physicians, prescribers, purchasers, third-party payors, charitable organizations and patients will be subject to applicable anti-kickback, fraud and abuse and other health care laws and regulations, which could expose us to criminal sanctions, civil penalties, contractual damages, reputational harm and diminished profits and future earnings.

Although we do not currently have any products on the market, upon commercialization of REACT or any of our future product candidates, if approved, we will be subject to additional health care statutory and regulatory requirements and oversight by federal and state governments in the United States as well as foreign governments in the jurisdictions in which we conduct our business. Health care providers, including physicians, in the United States and elsewhere play a primary role in the recommendation and prescription of biopharmaceutical products. Arrangements with third-party payors and customers can expose biopharmaceutical manufacturers to broadly applicable fraud and abuse and other health care laws and regulations, including, without limitation, the AKS and the FCA, which may constrain the business or financial arrangements and relationships through which such companies sell, market and distribute biopharmaceutical products. In particular, the research of REACT or any of our future product candidates, as well as the promotion, sales and marketing of health care items and services, as well as certain business arrangements in the health care industry, are subject to extensive laws designed to prevent fraud, kickbacks, self-dealing and other abusive practices. These laws and regulations may restrict or prohibit a wide range of pricing, discounting, marketing and promotion, structuring and commission(s), certain customer incentive programs and other business arrangements generally. Activities subject to these laws also involve the improper use of information obtained in the course of patient recruitment for clinical trials.

The health care laws that may affect us include: the federal fraud and abuse laws, including the AKS; false claims and civil monetary penalties laws, including the FCA and Civil Monetary Penalties Law; federal data privacy and security laws, including HIPAA, as amended by HITECH; and the federal Physician Payments Sunshine Act requiring reports of payments and/or other transfers of value made to or held by physicians (including doctors, dentists, optometrists, podiatrists, and chiropractors), certain non-physician health practitioners, and teaching hospitals, as well as certain ownership and investment interests held by physicians, during the previous year. In addition, many states have similar laws and regulations that may differ from each other and federal law in significant ways, thus complicating compliance efforts. Moreover, several states require biopharmaceutical companies to comply with the biopharmaceutical industry's voluntary compliance guidelines and the relevant compliance guidance promulgated by the federal government and may require manufacturers to report information related to payments and other transfers of value to

physicians and other health care providers or marketing expenditures. Additionally, some state and local laws require the registration of biopharmaceutical sales representatives in the jurisdiction.

The scope and enforcement of each of these laws is uncertain and subject to rapid change in the current environment of health care reform, especially in light of the lack of applicable precedent and regulations. Ensuring business arrangements comply with applicable health care laws, as well as responding to possible investigations by government authorities, can be time- and resource-consuming and can divert a company's attention from other aspects of its business.

It is possible that governmental and enforcement authorities will conclude that our business practices may not comply with current or future statutes, regulations or case law interpreting applicable fraud and abuse or other health care laws and regulations. If any such actions are instituted against us, and we are not successful in defending ourselves or asserting our rights, those actions could have a significant impact on our business, including the imposition of significant civil, criminal and administrative penalties, damages, fines, disgorgement, imprisonment, reputational harm, possible exclusion from participation in federal and state funded health care programs, contractual damages and the curtailment or restricting of our operations, as well as additional reporting obligations and oversight if we become subject to a corporate integrity agreement or other agreement to resolve allegations of non-compliance with these laws. Further, if any of the physicians or other health care providers or entities with whom we expect to do business is found not to be in compliance with applicable laws, they may be subject to significant criminal, civil or administrative sanctions, including exclusions from government funded health care programs. Any action for violation of these laws, even if successfully defended, could cause a biopharmaceutical manufacturer to incur significant legal expenses and divert management's attention from the operation of the business. Therefore, even if we are successful in defending against any such actions that may be brought against us, our business may be impaired. Prohibitions or restrictions on sales or withdrawal of future marketed products could materially affect business in an adverse way.

Even if we receive regulatory approval of any product candidates, we will be subject to ongoing regulatory oversight and continued regulatory review, which may result in significant additional expense and we may be subject to penalties if we fail to comply with regulatory requirements or experience unanticipated problems with REACT or any of our future product candidates.

If REACT or any of our future product candidates is approved, activities such as the manufacturing, labeling, packaging, storage, advertising, promotion, sampling, and record keeping for the products will be subject to extensive and ongoing regulatory requirements. These requirements include submissions of safety and other post-marketing information and reports, registration, as well as continued compliance with cGMP and cGTP regulations. Biopharmaceutical manufacturers and any CMOs responsible for any product manufacturing processes are required to comply with extensive FDA and comparable foreign regulatory authority requirements, including ensuring that quality control and manufacturing procedures conform to cGMP and cGTP regulations and any applicable foreign equivalents. As such, we and any CMOs we may employ in the future will be subject to continual review and inspections to assess compliance with cGMP and cGTP and adherence to commitments made in any BLA, other marketing application, and previous responses to inspection observations. Accordingly, we and others with whom we work must continue to expend time, money, and effort in all areas of regulatory compliance, including manufacturing, production and quality control.

The FDA or a comparable foreign regulatory authority may also impose requirements for costly post-marketing nonclinical studies or clinical trials (often called Phase 4 trials) and post-marketing surveillance to monitor the safety or efficacy of the product. If we or a regulatory authority discover previously unknown problems with a product, such as adverse events of unanticipated severity or frequency, production problems or issues with the facility where the product is manufactured or processed, such as product contamination or significant noncompliance with applicable cGMP regulations, a regulator may impose restrictions on that product, the manufacturing facility or us. If we or our third-party providers fail to comply fully with applicable regulations, then we may be required to initiate a recall or withdrawal of our products.

Later discovery of previously unknown problems with REACT or any of our future product candidates, including adverse events of unanticipated severity or frequency, or with our manufacturing processes, or failure to comply with regulatory requirements, may result in the following, among other things:

- restrictions on the manufacturing of the product, the approved manufacturers or the manufacturing process;
- restrictions on the labeling or marketing of a product;
- restrictions on product distribution or use;
- requirements to conduct post-marketing studies or clinical trials;
- withdrawal of the product from the market;
- product recalls;
- warning or untitled letters from the FDA or comparable notice of violations from foreign regulatory authorities;
- refusal of the FDA or other applicable regulatory authority to approve pending applications or supplements to approved applications;

- fines, restitution or disgorgement of profits or revenues;
- suspension or withdrawal of marketing approvals;
- suspension of any of our ongoing clinical trials;
- product seizure or detention or refusal to permit the import or export of products; and
- consent decrees, injunctions or the imposition of civil or criminal penalties.

In addition, regulatory authorities' policies (such as those of the FDA or EMA) may change, and additional government regulations may be enacted that could prevent, limit or delay regulatory approval of REACT or any of our future product candidates. If we are slow or unable to adapt to changes in existing requirements or the adoption of new requirements or policies, or if we are otherwise not able to maintain regulatory compliance, we may lose any marketing approval that we may have obtained, which would adversely affect our business, prospects and ability to achieve or sustain profitability.

Non-compliance with EU requirements regarding safety monitoring or pharmacovigilance can also result in significant financial penalties. Similarly, failure to comply with the European Union's requirements regarding the protection of personal information can also lead to significant penalties and sanctions.

The FDA's policies may change and additional government regulations may be enacted that could prevent, limit or delay marketing approval of REACT or any of our future product candidates. If we are slow or unable to adapt to changes in existing requirements or the adoption of new requirements or policies, or if we are not able to maintain regulatory compliance, we may lose any marketing approval that we may have obtained, which would adversely affect our business, prospects and ability to achieve or sustain profitability.

Changes in health care policies, laws and regulations, including legislative measures aimed at reducing health care costs, may impact our ability to obtain approval for, or commercialize REACT or any of our future product candidates, if approved.

All aspects of our business, including research and development, manufacturing, marketing, pricing, sales, litigation, and intellectual property rights, are subject to extensive legislation and regulation. Changes in applicable U.S. federal and state laws and agency regulation, as well as foreign laws and regulations, could have a materially negative impact on our business. In the United States and in some other jurisdictions, there have been a number of legislative and regulatory changes and proposed changes regarding the health care system that could prevent or delay marketing approval of our product candidates or any potential future product candidates of ours, restrict or regulate post-approval activities, or affect our ability to profitably sell any product candidates for which we obtain marketing approval. Increased scrutiny by the U.S. Congress of the FDA's approval process may significantly delay or prevent marketing approval, as well as subject us to more stringent product labeling and post-marketing testing and other requirements. Congress also must reauthorize the FDA's user fee programs every five years and often makes changes to those programs in addition to policy or procedural changes that may be negotiated between the FDA and industry stakeholders as part of this periodic reauthorization process. Congress most recently reauthorized the user fee programs in September 2022 without any substantive policy changes.

Among policy makers and payors in the United States and elsewhere, there is significant interest in promoting changes in health care systems with the stated goals of containing health care costs, improving quality and/or expanding access. In the United States, the pharmaceutical industry has been a focus of these efforts and has been significantly affected by major legislative initiatives. In March 2010, Congress passed the ACA, which substantially changed the way health care is financed by both the government and private insurers, and significantly impacts the U.S. pharmaceutical industry.

There remain judicial and Congressional challenges to certain aspects of the ACA, and as a result, certain sections of the ACA have not been fully implemented or effectively repealed. However, following several years of litigation in the federal courts, in June 2021, the U.S. Supreme Court upheld the ACA when it dismissed a legal challenge to the law's constitutionality. Further legislative and regulatory changes under the ACA remain possible, although the new federal administration under President Biden has signaled that it plans to build on the ACA and expand the number of people who are eligible for health insurance subsidies under it. It is unknown what form any such changes or any law would take, and how or whether it may affect the pharmaceutical industry as a whole or our business in the future. We expect that changes or additions to the ACA, the Medicare and Medicaid programs, and changes stemming from other health care reform measures, especially with regard to health care access, financing or other legislation in individual states, could have a material adverse effect on the health care industry in the United States.

The uncertainty around the future of the ACA, and in particular the impact to reimbursement levels, may lead to uncertainty or delay in the purchasing decisions of our customers, which may in turn negatively impact our product sales. If there are not adequate reimbursement levels, our business and results of operations could be adversely affected.

In addition, other legislative changes have been proposed and adopted since the ACA was enacted. These changes include aggregate reductions to Medicare payments to providers of up to 2% per fiscal year pursuant to the Budget Control Act of 2011, which began in 2013 and was extended by the Consolidated Appropriations Act for 2023, and will remain in effect through 2032 unless additional Congressional action is taken.

In addition, the Drug Supply Chain Security Act enacted in 2013 imposed obligations on manufacturers of pharmaceutical products related to product tracking and tracing, and in February 2022, FDA released proposed regulations to amend the national standards for licensing of wholesale drug distributors by the states; establish new minimum standards for state licensing third-party logistics providers; and create a federal system for licensure for use in the absence of a State program, each of which is mandated by the DSCSA. Other legislative and regulatory proposals have been made to expand post-approval requirements and restrict sales and promotional activities for pharmaceutical products. We are unsure whether additional legislative changes will be enacted, or whether the current regulations, guidance or interpretations will be changed, or whether such changes will have any impact on our business.

Additionally, there has been heightened governmental scrutiny in the United States of biopharmaceutical pricing practices considering the rising cost of prescription drugs and biologics. Such scrutiny has resulted in several recent congressional inquiries and proposed and enacted federal and state legislation designed to, among other things, bring more transparency to product pricing, review the relationship between pricing and manufacturer patient programs, and reform government program reimbursement methodologies for products. For example, state legislatures are increasingly passing legislation and implementing regulations designed to control pharmaceutical pricing, including price or patient reimbursement constraints, discounts, restrictions on certain product access and marketing cost disclosure and transparency measures, and, in some cases, designed to encourage importation from other countries and bulk purchasing. In December 2020, the U.S. Supreme Court held unanimously that federal law does not preempt the states' ability to regulate pharmaceutical benefit managers and other members of the health care and pharmaceutical supply chain, an important decision that may lead to further and more aggressive efforts by states in this area.

Most recently, in August 2022, President Biden signed into the law the Inflation Reduction Act of 2022, or the IRA. Among other things, the IRA has multiple provisions that may impact the prices of drug products that are both sold into the Medicare program and throughout the United States. Starting in 2023, a manufacturer of a drug or biological product covered by Medicare Parts B or D must pay a rebate to the federal government if the product's price increases faster than the rate of inflation. This calculation is made on a drug product by drug product basis and the amount of the rebate owed to the federal government is directly dependent on the volume of a drug product that is paid for by Medicare Parts B or D. Additionally, starting in payment year 2026, CMS will negotiate drug prices annually for a select number of single source Part D drugs without generic or biosimilar competition. CMS will also negotiate drug prices for a select number of Part B drugs starting for payment year 2028. If a drug product is selected by CMS for negotiation, it is expected that the revenue generated from such drug will decrease.

Any additional federal or state health care reform measures could limit the amounts that third-party payers will pay for future health care products and services, and, in turn, could significantly reduce the projected value of certain development projects and reduce our profitability.

Inadequate funding for the FDA, the SEC and other government agencies could hinder their ability to hire and retain key leadership and other personnel, prevent new products and services from being developed or commercialized in a timely manner or otherwise prevent those agencies from performing normal business functions on which the operation of our business may rely, which could negatively impact our business.

The ability of the FDA to review and approve new products can be affected by a variety of factors, including government budget and funding levels, ability to hire and retain key personnel and accept the payment of user fees, and statutory, regulatory, and policy changes. Average review times at the agency have fluctuated in recent years as a result. In addition, government funding of the SEC and other government agencies on which our operations may rely, including those that fund research and development activities, is subject to the political process, which is inherently fluid and unpredictable.

Disruptions at the FDA and other agencies may also slow the time necessary for new products to be reviewed and/or approved by necessary government agencies, which would adversely affect our business. For example, over the last several years, the U.S. government has shut down several times and certain regulatory agencies, such as the FDA and the SEC, have had to furlough critical employees and stop critical activities.

If a prolonged government shutdown occurs, or if global health concerns prevent the FDA or other regulatory authorities from conducting their regular inspections, reviews, or other regulatory activities, it could significantly impact the ability of the FDA to timely review and process our regulatory submissions, which could have a material adverse effect on our business. Further, future government shutdowns could impact our ability to access the public markets and obtain necessary capital in order to properly capitalize and continue our operations.

EU medicine marketing and reimbursement regulations may materially affect our ability to market and receive coverage for our products in the European member states.

We intend to seek approval to market REACT in both the United States and in selected foreign jurisdictions. If we obtain approval in one or more foreign jurisdictions for REACT, we will be subject to rules and regulations in those jurisdictions. In some foreign countries, particularly those in the European Union, the pricing of medicines and cell based therapeutics is subject to

governmental control and other market regulations which could put pressure on the pricing and usage of REACT. In these countries, pricing negotiations with governmental authorities can take considerable time after obtaining marketing approval of a product candidate. In addition, market acceptance and sales of REACT will depend significantly on the availability of adequate coverage and reimbursement from third-party payors for REACT and may be affected by existing and future health care reform measures. Additionally, the international regulatory landscape related to reimbursement is uncertain, and likely will continue to evolve before we are able to commercialize REACT.

Much like the federal AKS prohibition in the United States, the provision of benefits or advantages to physicians to induce or encourage the prescription, recommendation, endorsement, purchase, supply, order or use of medicinal products is also prohibited in the European Union. The provision of benefits or advantages to physicians is governed by the national anti-bribery laws of EU Member States, and in respect of the United Kingdom (which is no longer a member of the European Union), the UK Bribery Act 2010. Infringement of these laws could result in substantial fines and imprisonment.

Payments made to physicians in certain EU Member States must be publicly disclosed. Moreover, agreements with physicians often must be the subject of prior notification and approval by the physician's employer, his or her competent professional organization and/or the regulatory authorities of the individual EU Member States. These requirements are provided in the national laws, industry codes or professional codes of conduct, applicable in the EU Member States. Failure to comply with these requirements could result in reputational risk, public reprimands, administrative penalties, fines or imprisonment.

In addition, in most foreign countries, including the EEA, the proposed pricing for a medicine must be approved before it may be lawfully marketed. The requirements governing medicine pricing and reimbursement vary widely from country to country. For example, the European Union provides options for its member states to restrict the range of medicinal products for which their national health insurance systems provide reimbursement and to control the prices of medicinal products for human use. Reference pricing used by various EU member states and parallel distribution, or arbitrage between low-priced and high-priced member states, can further reduce prices. A member state may approve a specific price for the medicinal product or it may instead adopt a system of direct or indirect controls on the profitability of the company placing the medicinal product on the market. In some countries, we may be required to conduct a clinical study or other studies that compare the cost-effectiveness of any of our product candidates to other available therapies in order to obtain or maintain reimbursement or pricing approval. In addition, these regulations are evolving and subject to change, possibly before we are able to commercialize REACT. There can be no assurance that any country that has price controls or reimbursement limitations for biopharmaceutical products will allow favorable reimbursement and pricing arrangements for any of our products. Historically, products launched in the European Union do not follow price structures of the United States and generally prices tend to be significantly lower. Publication of discounts by third-party payors or authorities may lead to further pressure on the prices or reimbursement levels within the country of publication and other countries. If pricing is set at unsatisfactory levels or if reimbursement of our products is unavailable or limited in scope or amount, our revenues from sales and the potential profitability of any of our product candidates in those countries would be negatively affected.

We may incur substantial costs in our efforts to comply with evolving global data protection laws and regulations, and any failure or perceived failure by us to comply with such laws and regulations may harm our business and operations.

The global data protection landscape is rapidly evolving, and we may be or become subject to or affected by numerous federal, state and foreign laws and regulations, as well as regulatory guidance, governing the collection, use, disclosure, transfer, security and processing of personal data, such as information that we collect about subjects and health care providers in connection with clinical trials. Implementation standards and enforcement practices are likely to remain uncertain for the foreseeable future, which may create uncertainty in our business, affect our or our service providers' ability to operate in certain jurisdictions or to collect, store, transfer use and share personal data, result in liability or impose additional compliance or other costs on us. Any failure or perceived failure by us to comply with federal, state, or foreign laws or self-regulatory standards could result in negative publicity, diversion of management time and effort and proceedings against us by governmental entities or others.

In the United States, numerous federal and state laws and regulations, including federal health information privacy laws (e.g., HIPAA, as amended by HITECH, state data breach notification laws, state health information privacy laws and federal and state consumer protection laws (e.g., Section 5 of the Federal Trade Commission Act), that govern the collection, use, disclosure and protection of health-related and other personal information could apply to our operations or the operations of our collaborators. In addition, we may obtain health information from third parties (including research institutions from which we obtain clinical trial data) that are subject to privacy and security requirements under HIPAA, as amended by HITECH, or other privacy and data security laws. Depending on the facts and circumstances, we could be subject to criminal penalties if we knowingly obtain, use, or disclose protected health information maintained by a HIPAA-covered entity in a manner that is not authorized or permitted by HIPAA. However, determining whether protected health information has been handled in compliance with applicable privacy standards and our contractual obligations can be complex and may be subject to changing interpretation.

If we are unable to properly protect the privacy and security of protected health information or other personal, sensitive, or confidential information in our possession, we could be found to have breached our contracts. Further, if we fail to comply with

applicable privacy laws, including applicable HIPAA privacy and security standards, we could face significant administrative, civil and criminal penalties. Enforcement activity can also result in financial liability and reputational harm, and responses to such enforcement activity can consume significant internal and outside resources. Furthermore, state attorneys general are authorized to bring civil actions seeking either injunctions or damages in response to violations that threaten the privacy of state residents. In addition to the risks associated with enforcement activities and potential contractual liabilities, our ongoing efforts to comply with evolving laws and regulations at the federal and state level may be costly and require ongoing modifications to our policies, procedures and systems.

Many state laws govern the privacy and security of personal information and data in specified circumstances, many of which differ from each other in significant ways, are often not pre-empted by HIPAA, and may have a more prohibitive effect than HIPAA, thus complicating compliance efforts. For example the CCPA, which went into effect in January 2020 and provides new data privacy rights for consumers and new operational requirements for companies, which may increase our compliance costs and potential liability. The CCPA gives California residents expanded rights to access and delete their personal information, opt out of certain personal information sharing, and receive detailed information about how their personal information is used. The CCPA provides for civil penalties for violations, as well as a private right of action for data breaches that is expected to increase data breach litigation. While there is currently an exception for protected health information that is subject to HIPAA and clinical trial regulations, as currently written, the CCPA may impact certain of our business activities. In addition, the California Consumer Rights Act (the “CPRPA”) was recently enacted to strengthen elements of the CCPA and became effective on January 1, 2023. A number of other states have considered similar privacy proposals, and states like Virginia and Colorado have recently enacted their own privacy laws. The Virginia Consumer Data Protection Act became effective on January 1, 2023, and the Colorado Privacy Act is scheduled to come into effect on July 1, 2023. These privacy laws may impact our business activities and exemplify the vulnerability of our business to the evolving regulatory environment related to personal data.

In addition to our operations in the United States, which may be subject to health care and other laws relating to the privacy and security of health information and other personal information, we are conducting, and we may conduct in the future, clinical trials in EEA and may become subject to additional European data privacy laws, regulations and guidelines. The General Data Protection Regulation, (EU) 2016/679 (“GDPR”) became effective on May 25, 2018, and deals with the collection, use, storage, disclosure, transfer, or other processing of personal data, including personal health data, regarding individuals in the EEA. The GDPR imposes a broad range of strict requirements on companies subject to the GDPR, including requirements relating to having legal bases for processing personal information relating to identifiable individuals and transferring such information outside the EEA, including to the United States, providing details to those individuals regarding the processing of their personal health and other sensitive data, obtaining consent of the individuals to whom the personal data relates, keeping personal information secure, having data processing agreements with third parties who process personal information, responding to individuals’ requests to exercise their rights in respect of their personal information, reporting security breaches involving personal data to the competent national data protection authority and affected individuals, appointing data protection officers, conducting data protection impact assessments, and record-keeping. The GDPR increases substantially the penalties to which we could be subject in the event of any non-compliance, including fines of up to €10,000,000 or up to 2% of our total worldwide annual turnover for certain comparatively minor offenses, or up to €20,000,000 or up to 4% of our total worldwide annual turnover, whichever is greater, for more serious offenses. The GDPR also confers a private right of action on data subjects and consumer associations to lodge complaints with supervisory authorities, seek judicial remedies, and obtain compensation for damages resulting from violations of the GDPR. In addition, the GDPR includes restrictions on cross-border data transfers.

Further, national laws of member states of the European Union have been adapted to the requirements under the GDPR, thereby implementing national laws which may partially deviate from the GDPR and impose different obligations from country to country, so that we do not expect to operate in a uniform legal landscape in the EEA. Also, as it relates to processing and transfer of genetic data, the GDPR specifically allows national laws to impose additional and more specific requirements or restrictions, and European laws have historically differed quite substantially in this field, leading to additional uncertainty.

Following the United Kingdom’s withdrawal from the European Union (i.e., Brexit), and the expiry of the Brexit transition period, which ended on December 31, 2020, the EU GDPR has been implemented in the United Kingdom (as the UK GDPR). The UK GDPR sits alongside the UK Data Protection Act 2018 which implements certain derogations in the EU GDPR into UK law. Under the UK GDPR, companies not established in the UK but who process personal data in relation to the offering of goods or services to individuals in the UK, or to monitor their behavior will be subject to the UK GDPR – the requirements of which are (at this time) largely aligned with those under the EU GDPR and as such, may lead to similar compliance and operational costs with potential fines of up to £17.5 million or 4% of global turnover. In 2022, the government of the United Kingdom proposed and debated the Data Protection and Digital Information Bill to harmonize the 2018 Data Protection Act, UK GDPR, and the Privacy and Electronic Communications Regulations under one legislative framework. However, progress on the bill stalled as the government continues to assess the most optimal approach to data protection reform.

We are conducting clinical trials in the EEA, and the GDPR increases our responsibility and liability in relation to personal data that we process where such processing is subject to the GDPR, and we are required to have in place additional mechanisms and safeguards to ensure compliance with the GDPR, including as implemented by individual countries. Compliance with the GDPR is a rigorous and time-intensive process that increase our cost of doing business or require us to change our business

practices, and despite those efforts, there is a risk that we may be subject to fines and penalties, litigation, and reputational harm in connection with our European activities. We expect that we will continue to face uncertainty as to whether our efforts to comply with any obligations under European privacy laws will be sufficient. If we are investigated by a European data protection authority, we may face fines and other penalties. Any such investigation or charges by European data protection authorities could have a negative effect on our existing business and on our ability to attract and retain new clients or biopharmaceutical partners. We may also experience hesitation, reluctance, or refusal by European or multi-national vendors or biopharmaceutical partners to continue to use our products due to the potential risk exposure as a result of the current (and, in particular, future) data protection obligations imposed on them by certain data protection authorities in interpretation of current law, including the GDPR. Such vendors or biopharmaceutical partners may also view any alternative approaches to compliance as being too costly, too burdensome, too legally uncertain, or otherwise objectionable and therefore decide not to do business with us. Any of the foregoing could materially harm our business, prospects, financial condition and results of operations.

Legal, political and economic uncertainty relating to our international operations could negatively impact or restrict our operations.

Following the result of a referendum in 2016, Brexit took effect on January 31, 2020. Pursuant to the formal withdrawal arrangements agreed to by the United Kingdom and the European Union, as of January 1, 2021, the United Kingdom is no longer subject to the transition period during which EU rules continued to apply (the “Transition Period”). Negotiations between the United Kingdom and the European Union are expected to continue in relation to the customs and trading relationship between the United Kingdom and the European Union following the expiry of the Transition Period.

Since a significant proportion of the regulatory framework in the United Kingdom is applicable to our business, and REACT, our lead product candidate, is derived from EU directives and regulations, Brexit, following the Transition Period, could materially impact the regulatory regime with respect to the development, manufacture, importation, approval and commercialization of REACT in the United Kingdom or the European Union. For example, as a result of the uncertainty surrounding Brexit, the EMA relocated to Amsterdam from London. Following the Transition Period, the United Kingdom will no longer be covered by the centralized procedures for obtaining EU-wide marketing authorizations from the EMA, and unless a specific agreement is entered into, a separate process for authorization of cell-based products will be required in the United Kingdom, the potential process for which is currently unclear. Any delay in obtaining, or an inability to obtain, any marketing approvals, as a result of Brexit or otherwise, would prevent us from commercializing REACT in the United Kingdom or the European Union and limit our ability to generate revenue and achieve and sustain profitability. In addition, we may be required to pay taxes or duties or be subjected to other hurdles in connection with the importation of REACT into the European Union, or we may incur expenses in establishing a manufacturing facility in the European Union in order to circumvent such hurdles. If any of these outcomes occur, we may be forced to restrict or delay efforts to seek regulatory approval in the United Kingdom or the European Union for REACT, or incur significant additional expenses to operate our business, which could significantly and materially harm or delay our ability to generate revenues or achieve profitability of our business. Any further changes in international trade, tariff and import/export regulations as a result of Brexit or otherwise may impose unexpected duty costs or other non-tariff barriers on us. These developments, or the perception that any of them could occur, may significantly reduce global trade and, in particular, trade between the impacted nations and the United Kingdom. It is also possible that Brexit may negatively affect our ability to attract and retain employees, particularly those from the European Union.

Further, we must dedicate additional resources to comply with numerous laws and regulations in each jurisdiction in which we plan to operate. The FCPA prohibits any U.S. individual or business entity from paying, offering, authorizing payment or offering of anything of value, directly or indirectly, to any foreign official, political party or candidate for the purpose of influencing any act or decision of the foreign entity in order to assist the individual or business in obtaining or retaining business.

Compliance with the FCPA is expensive and difficult, particularly in countries in which corruption is a recognized problem. In addition, the FCPA presents particular challenges in the biopharmaceutical industry, because in many countries, hospitals are operated by the government, and doctors and other hospital employees are considered foreign officials. Certain payments to hospitals and health care providers in connection with clinical trials and other work have been deemed to be improper payments to government officials and have led to FCPA enforcement actions.

Various laws, regulations and executive orders also restrict the use and dissemination outside of the United States, or the sharing with certain non-U.S. nationals, of information products classified for national security purposes, as well as certain products, technology and technical data relating to those products. As we expand our operations throughout the world, we will be required to dedicate additional resources to comply with these laws, and these laws may preclude us from developing,

manufacturing, or selling certain products and product candidates outside of the United States, which could limit our growth potential and increase our development costs.

The failure to comply with laws governing international business practices may result in substantial civil and criminal penalties and suspension or debarment from government contracting. The SEC also may suspend or bar issuers from trading securities on U.S. exchanges for violations of the FCPA's accounting provisions.

We are subject to certain U.S. and foreign anti-corruption, anti-money laundering, export control, sanctions, and other trade laws and regulations. We can face serious consequences for violations.

Among other matters, U.S. and foreign anti-corruption, anti-money laundering, export control, sanctions, and other trade laws and regulations (collectively, the "Trade Laws") prohibit companies and their employees, agents, clinical research organizations, legal counsel, accountants, consultants, contractors, and other partners from authorizing, promising, offering, providing, soliciting, or receiving directly or indirectly, corrupt or improper payments or anything else of value to or from recipients in the public or private sector. Violations of Trade Laws can result in substantial criminal fines and civil penalties, imprisonment, the loss of trade privileges, debarment, tax reassessments, breach of contract and fraud litigation, reputational harm, and other consequences. We have direct or indirect interactions with officials and employees of government agencies or government-affiliated hospitals, universities, and other organizations. We plan to engage third parties for clinical trials and/or to obtain necessary permits, licenses, patent registrations, and other regulatory approvals and we can be held liable for the corrupt or other illegal activities of our personnel, agents, or partners, even if we do not explicitly authorize or have prior knowledge of such activities.

Our executive officers, directors, security holders and their respective affiliates may have competitive pecuniary interests that conflict with our interests.

We have not adopted a policy that expressly prohibits our directors, executive officers, security holders or affiliates from having a direct or indirect pecuniary or financial interest in any investment to be acquired or disposed of by us or in any transaction to which we are a party or have an interest. Nor do we have a policy that expressly prohibits any such persons from engaging for their own account in business activities of the types conducted by us. Accordingly, such persons or entities may have a conflict between their interests and ours.

Our second amended and restated memorandum and articles of association ("Charter") provides that we renounce, to the maximum extent permitted by law, our interest in any corporate opportunity offered to any director who is not also an employee of the Company or about which any such director acquires knowledge unless such opportunity is expressly offered to such person solely in his or her capacity as a director of the Company and such opportunity is one we are legally and contractually permitted to undertake and would otherwise be reasonable for us to pursue. In addition, our Charter contains provisions to exculpate and indemnify, to the maximum extent permitted by law, such persons in respect of any liability, obligation or duty to our company that may arise as a consequence of such persons becoming aware of any business opportunity or failing to present such business opportunity.

The personal and financial interests of our directors and officers may result in a conflict of interest and may result in a breach of their fiduciary duties to us as a matter of Cayman Islands law and we or our shareholders might have a claim against such individuals for infringing on our shareholders' rights. However, we might not ultimately be successful in any claim we may make against them for such reason.

Because we are incorporated under the laws of the Cayman Islands, you may face difficulties in protecting your interests, and your ability to protect your rights through the U.S. federal courts may be limited.

We are an exempted company incorporated under the laws of the Cayman Islands. As a result, it may be difficult for investors to effect service of process within the United States upon our directors or executive officers, or enforce judgments obtained in the United States courts against our directors or officers.

Our corporate affairs are governed by our Charter, the Cayman Islands Companies Act and the common law of the Cayman Islands. We are also subject to the federal securities laws of the United States. The rights of shareholders to take action against the directors, actions by minority shareholders and the fiduciary responsibilities of our directors to us under Cayman Islands law are to a large extent governed by the common law of the Cayman Islands. The common law of the Cayman Islands is derived in part from comparatively limited judicial precedent in the Cayman Islands as well as from English common law, the decisions of whose courts are of persuasive authority, but are not binding on a court in the Cayman Islands. The rights of our shareholders and the fiduciary responsibilities of our directors under Cayman Islands law are different from what they would be under statutes or judicial precedent in some jurisdictions in the United States. In particular, the Cayman Islands has a different body of corporate and securities laws as compared to the United States, and certain states, such as Delaware, may have more fully developed and

judicially interpreted bodies of corporate law. In addition, Cayman Islands companies may not have standing to initiate a shareholder derivative action in a Federal court of the United States.

We have been advised by our Cayman Islands legal counsel that the courts of the Cayman Islands are unlikely (i) to recognize or enforce against us judgments of courts of the United States predicated upon the civil liability provisions of the federal securities laws of the United States or any state; and (ii) in original actions brought in the Cayman Islands, to impose liabilities against us predicated upon the civil liability provisions of the federal securities laws of the United States or any state, so far as the liabilities imposed by those provisions are penal in nature. In those circumstances, although there is no statutory enforcement in the Cayman Islands of judgments obtained in the United States, the courts of the Cayman Islands will recognize and enforce a foreign money judgment of a foreign court of competent jurisdiction without retrial on the merits based on the principle that a judgment of a competent foreign court imposes upon the judgment debtor an obligation to pay the sum for which judgment has been given provided certain conditions are met. For a foreign judgment to be enforced in the Cayman Islands, such judgment must be final and conclusive and for a liquidated sum, and must not be in respect of taxes or a fine or penalty, inconsistent with a Cayman Islands judgment in respect of the same matter, impeachable on the grounds of fraud or obtained in a manner, or be of a kind the enforcement of which is, contrary to natural justice or the public policy of the Cayman Islands (awards of punitive or multiple damages may well be held to be contrary to public policy). A Cayman Islands court may stay enforcement proceedings if concurrent proceedings are being brought elsewhere.

As a result of all of the above, shareholders may have more difficulty in protecting their interests in the face of actions taken by management, members of the board of directors or controlling shareholders than they would as shareholders of a United States company.

Risks Related to Our Intellectual Property

Our success depends in part on our ability to protect our intellectual property. It is difficult and costly to protect our proprietary rights and technology, and we may not be able to ensure their protection.

Our business will depend in large part on obtaining and maintaining patent, trademark and trade secret protection of our proprietary technologies and REACT, our lead product candidate, its respective components, synthetic intermediates, formulations, combination therapies, methods used to manufacture them and methods of treatment, as well as successfully defending these patents against third-party challenges. Our ability to stop unauthorized third parties from making, using, selling, offering to sell or importing REACT is dependent upon the extent to which we have rights under valid and enforceable patents that cover these activities and whether a court would issue an injunctive remedy. If we are unable to secure and maintain patent protection for any product or technology we develop, or if the scope of the patent protection secured is not sufficiently broad, our competitors could develop and commercialize products and technology similar or identical to ours, and our ability to commercialize any product candidates we may develop may be adversely affected.

The patenting process is expensive and time-consuming, and we may not be able to file and prosecute all necessary or desirable patent applications at a reasonable cost or in a timely manner. The patenting process is subject to numerous risks and there can be no assurance that we will be successful in obtaining patents for which we have applied. In addition, we may not pursue, obtain, or maintain patent protection in all relevant markets. It is also possible that we will fail to identify patentable aspects of our research and development output before it is too late to obtain patent protection. Moreover, in some circumstances, we may not have the right to control the preparation, filing and prosecution of patent applications, or to maintain the patents, covering technology that we license from or license to third parties and are reliant on our licensors or licensees.

The strength of patents in the biotechnology and biopharmaceutical field involves complex legal and scientific questions and can be uncertain. The patent applications that we own or in-license may fail to result in issued patents with claims that cover REACT or uses thereof in the United States or in other foreign countries. Even if the patents do successfully issue, third parties may challenge the validity, enforceability or scope thereof, which may result in such patents being narrowed, invalidated or held unenforceable. Furthermore, even if they are unchallenged, our patents and patent applications may not adequately protect our technology, including REACT, or prevent others from designing around the claims in our patents. If the breadth or strength of protection provided by the patent applications we hold with respect to REACT is threatened, it could dissuade companies from collaborating with us to develop, and threaten our ability to commercialize, REACT. Further, if we encounter delays in our clinical trials, the period of time during which we could market REACT under patent protection would be reduced.

We cannot be certain that we were the first to file any patent application related to our technology, including REACT, and, if we were not, we may be precluded from obtaining patent protection for our technology, including REACT.

We cannot be certain that we are the first to invent the inventions covered by pending patent applications and, if we are not, we may be subject to priority disputes. Furthermore, for United States applications in which all claims are entitled to a priority date before March 16, 2013, an interference proceeding can be provoked by a third party or instituted by the USPTO to determine who was the first to invent any of the subject matter covered by the patent claims of our applications. Similarly, for United States

applications in which at least one claim is not entitled to a priority date before March 16, 2013, derivation proceedings can be instituted to determine whether the subject matter of a patent claim was derived from a prior inventor's disclosure.

We may be required to disclaim part or all of the term of certain patents. There may be prior art of which we are not aware that may affect the validity or enforceability of a patent or patent application claim. There also may be prior art of which we are aware, but which we do not believe affects the validity or enforceability of a claim, which may, nonetheless, ultimately be found to affect the validity or enforceability of a claim. No assurance can be given that if challenged, our patents would be declared by a court to be valid or enforceable or that even if found valid and enforceable, would adequately protect REACT, or would be found by a court to be infringed by a competitor's technology or product. We may analyze patents or patent applications of our competitors that we believe are relevant to our activities, and consider that we are free to operate in relation to REACT, but our competitors may achieve issued claims, including in patents we consider to be unrelated, which block our efforts or may potentially result in REACT or our activities infringing such claims. The possibility exists that others will develop products which have the same effect as our products on an independent basis which do not infringe our patents or other intellectual property rights, or will design around the claims of patents that may issue that cover our products.

Recent or future patent reform legislation could increase the uncertainties and costs surrounding the prosecution of our patent applications and the enforcement or defense of our issued patents. Under the enacted Leahy-Smith America Invents Act (the "America Invents Act") after March 2013, the United States moved from a "first-to-invent" to a "first-to-file" system. Under a "first-to-file" system, assuming the other requirements for patentability are met, the first inventor to file a patent application generally will be entitled to a patent on the invention regardless of whether another inventor had made the invention earlier. The America Invents Act includes a number of other significant changes to U.S. patent law, including provisions that affect the way patent applications are prosecuted, redefine prior art and establish a new post-grant review system. In addition, the courts have yet to address many of these provisions and the applicability of the America Invents Act and new regulations on specific patents discussed herein, for which issues have not been determined and would need to be reviewed. However, the America Invents Act and its implementation could increase the uncertainties and costs surrounding the prosecution of our patent applications and the enforcement or defense of our issued patents, all of which could have a material adverse effect on our business and financial condition.

The degree of future protection for our proprietary rights is uncertain because legal means afford only limited protection and may not adequately protect our rights or permit us to gain or keep our competitive advantage. For example:

- others may be able to make or use compounds that are similar to the compositions of REACT but that are not covered by the claims of our patents or those of our licensors;
- we or our licensors, as the case may be, may fail to meet our obligations to the U.S. government in regards to any in-licensed patents and patent applications invented or developed using U.S. government funding, leading to the loss of patent rights;
- we or our licensors, as the case may be, might not have been the first to file patent applications for these inventions;
- others may independently develop similar or alternative technologies or duplicate any of our technologies;
- it is possible that our pending patent applications will not result in issued patents;
- it is possible that there are prior public disclosures that could invalidate our or our licensors' patents, as the case may be, or parts of our or their patents;
- it is possible that others may circumvent our owned or in-licensed patents;
- it is possible that there are unpublished applications or patent applications maintained in secrecy that may later issue with claims covering our products or technology similar to ours;
- the laws of foreign countries may not protect our or our licensors', as the case may be, proprietary rights to the same extent as the laws of the United States;
- the claims of our owned or in-licensed issued patents or patent applications, if and when issued, may not cover REACT;
- our owned or in-licensed issued patents may not provide us with any competitive advantages, may be narrowed in scope, or be held invalid or unenforceable as a result of legal challenges by third parties;
- the inventors of our owned or in-licensed patents or patent applications may become involved with competitors, develop products or processes which design around our patents, or become hostile to us or the patents or patent applications on which they are named as inventors;
- it is possible that our owned or in-licensed patents or patent applications omit individual(s) that should be listed as inventor(s) or include individual(s) that should not be listed as inventor(s), which may cause these patents or patents issuing from these patent applications to be held invalid or unenforceable;
- we have engaged in scientific collaborations in the past, and will continue to do so in the future. Such collaborators may develop adjacent or competing products to ours that are outside the scope of our patents;
- we may not develop additional proprietary technologies for which we can obtain patent protection;
- it is possible that product candidates or diagnostic tests we develop may be covered by third parties' patents or other exclusive rights;

- if any of our owned or in-licensed patents or applications were made with U.S. government funds, it is possible that the U.S. government may assert certain march-in rights to force us or our licensor to grant a license to third-parties to allow them to practice the claimed invention; or
- the patents of others may have an adverse effect on our business.

We may enter into license or other collaboration agreements in the future that may impose certain obligations on us. If we fail to comply with our obligations under such future agreements with third parties, we could lose license rights that may be important to our future business.

In connection with our efforts to expand our pipeline of product candidates, we may enter into certain licenses or other collaboration agreements in the future pertaining to the in-license of rights to additional candidates. Such agreements may impose various diligence, milestone payment, royalty, insurance or other obligations on us. If we fail to comply with these obligations, our licensor or collaboration partners may have the right to terminate the relevant agreement, in which event we would not be able to develop or market the products covered by such licenses or agreements.

Moreover, disputes may arise regarding intellectual property subject to a licensing agreement, including:

- the scope of rights granted under the license agreement and other interpretation-related issues;
- the extent to which REACT, our lead product candidate, or any other product candidate's technology and processes infringe on intellectual property of the licensor that is not subject to the licensing agreement;
- the sublicensing of patent and other rights under our collaborative development relationships;
- our diligence obligations under the license agreement and what activities satisfy those diligence obligations;
- the inventorship and ownership of inventions and know-how resulting from the joint creation or use of intellectual property by our licensors and us and our partners; and
- the priority of invention of patented technology.

In addition, the agreements under which we may license intellectual property or technology from third parties are complex, and certain provisions in such agreements may be susceptible to multiple interpretations. The resolution of any contract interpretation disagreement that may arise could narrow what we believe to be the scope of our rights to the relevant intellectual property or technology, or increase what we believe to be our financial or other obligations under the relevant agreement, either of which could have a material adverse effect on our business, financial condition, results of operations, and prospects. Moreover, if disputes over intellectual property that we have licensed prevent or impair our ability to maintain our current licensing arrangements on commercially acceptable terms, we may be unable to successfully develop and commercialize the affected product candidates, which could have a material adverse effect on our business, financial conditions, results of operations, and prospects.

In addition, we may have limited control over the maintenance and prosecution of these in-licensed patents and patent applications, or any other intellectual property that may be related to our in-licensed intellectual property. For example, we cannot be certain that such activities by any future licensors have been or will be conducted in compliance with applicable laws and regulations or will result in valid and enforceable patents and other intellectual property rights. We have limited control over the manner in which our licensors initiate an infringement proceeding against a third-party infringer of the intellectual property rights, or defend certain of the intellectual property that is licensed to us. It is possible that the licensors' infringement proceeding or defense activities may be less vigorous than had we conducted them ourselves.

If we are unable to protect the confidentiality of our trade secrets, the value of our technology could be negatively impacted, and our business and competitive position would be harmed.

In addition to patent protection, we rely heavily upon know-how and trade secret protection, as well as non-disclosure agreements and invention assignment agreements with our employees, consultants and third-parties, to protect our confidential and proprietary information, especially where we do not believe patent protection is appropriate or obtainable. In addition to contractual measures, we try to protect the confidential nature of our proprietary information using physical and technological security measures. Such measures may not, for example, in the case of misappropriation of a trade secret by an employee or third-party with authorized access, provide adequate protection for our proprietary information. Our security measures may not prevent an employee or consultant from misappropriating our trade secrets and providing them to a competitor, and recourse we take against such misconduct may not provide an adequate remedy to protect our interests fully. Enforcing a claim that a party illegally disclosed or misappropriated a trade secret can be difficult, expensive, and time-consuming, and the outcome is unpredictable. In addition, trade secrets may be independently developed by others in a manner that could prevent legal recourse by us. If one or more third parties obtain or are otherwise able to replicate these techniques, an important feature and differentiator of our clinical development strategy will become available to potential competitors. If any of our confidential or proprietary information, such as our trade secrets, were to be disclosed or misappropriated, or if any such information was independently developed by a competitor, our competitive position could be harmed.

In addition, courts outside the United States are sometimes less willing to protect trade secrets. If we choose to go to court to stop a third-party from using any of our trade secrets, we may incur substantial costs. These lawsuits may consume our time and other resources even if we are successful. Although we take steps to protect our proprietary information and trade secrets, including through contractual means with our employees and consultants, third parties may independently develop substantially equivalent proprietary information and techniques or otherwise gain access to our trade secrets or disclose our technology.

Thus, we may not be able to meaningfully protect our trade secrets. It is our policy to require our employees, consultants, outside scientific collaborators, sponsored researchers and other advisors to execute confidentiality agreements upon the commencement of employment or consulting relationships with us. These agreements provide that all confidential information concerning our business or financial affairs developed or made known to the individual or entity during the course of the party's relationship with us is to be kept confidential and not disclosed to third parties except in specific circumstances. In the case of employees, the agreements provide that all inventions conceived by the individual, and which are related to our current or planned business or research and development or made during normal working hours, on our premises or using our equipment or proprietary information, are our exclusive property. In addition, we take other appropriate precautions, such as physical and technological security measures, to guard against misappropriation of our proprietary technology by third parties. We also plan to adopt policies and conduct training that provides guidance on our expectations, and our advice for best practices, in protecting our trade secrets.

Third-party claims of intellectual property infringement may be costly and time consuming to defend and could prevent or delay our product discovery, development and commercialization efforts.

Our commercial success depends in part on our ability to develop, manufacture, market and sell REACT, our lead product candidate, and use our proprietary technologies without infringing the proprietary rights of third parties. There is a substantial amount of litigation involving patents and other intellectual property rights in the biotechnology and biopharmaceutical industries, as well as administrative proceedings for challenging patents, including interference, derivation, *inter partes* review, post-grant review, and reexamination proceedings before the USPTO or oppositions and other comparable proceedings in foreign jurisdictions. We may be exposed to, or threatened with, future litigation by third parties having patent or other intellectual property rights alleging that REACT and/or proprietary technologies infringe their intellectual property rights. Numerous U.S. and foreign issued patents and pending patent applications, which are owned by third parties, exist in the fields in which we are developing REACT. As the biotechnology and biopharmaceutical industries expand and more patents are issued, the risk increases that REACT may give rise to claims of infringement of the patent rights of others.

The Purple Book Continuity Act, enacted in December 2020 under Title II § 325, directs the FDA for the first time to publicly list certain patent information in the "Purple Book," a database of approved biological products. Specifically, a reference product sponsor ("RPS") is required to provide to FDA the list of patents and corresponding expiry dates (referred to here as the "initial list"), not later than 30 days after the RPS has provided the initial list to a 351(k) applicant under section 351(l)(3)(A) or (l)(7) of the Public Health Service Act. Accordingly, the RPS must only provide information on its patents to the FDA for listing in the Purple Book after it engages in the patent dance with a follow-on developer or biosimilar. As such, it is not always clear to industry participants, including us, which patents cover various types of medicines, products or their methods of use or manufacture, especially in the earlier stages of product discovery and development. Thus, because of the large number of patents issued and patent applications filed in our fields, there may be a risk that third parties may allege they have patent rights encompassing our product candidate, technologies or methods.

If a third party claims that we infringe its intellectual property rights, we may face a number of issues, including, but not limited to:

- infringement and other intellectual property claims which, regardless of merit, may be expensive and time-consuming to litigate and may divert our management's attention from our core business;
- substantial damages for infringement, which we may have to pay if a court decides that the product or technology at issue infringes on or violates the third-party's rights, and, if the court finds that the infringement was willful, we could be ordered to pay treble damages and the patent owner's attorneys' fees;
- a court prohibiting us from developing, manufacturing, marketing or selling REACT, or from using our proprietary technologies, unless the third-party licenses its product rights to us, which it is not required to do;
- if a license is available from a third-party, we may have to pay substantial royalties, upfront fees and other amounts, and/or grant cross-licenses to intellectual property rights for our products and any license that is available may be non-exclusive, which could result in our competitors gaining access to the same intellectual property; and
- redesigning REACT or processes so they do not infringe, which may not be possible or may require substantial monetary expenditures and time.

In addition, there could be public announcements of the results of hearings, motions or other interim proceedings or developments, and, if securities analysts or investors perceive these results to be negative, it could have a substantial adverse effect

on the price of our securities. This type of litigation or proceeding could substantially increase our operating losses and reduce our resources available for development activities. We may not have sufficient financial or other resources to adequately conduct such litigation or proceedings. Some of our competitors may be able to sustain the costs of complex patent litigation more effectively than we can because they have substantially greater resources. In addition, any uncertainties resulting from the initiation and continuation of any litigation could have a material adverse effect on our ability to raise the funds necessary to continue our operations or could otherwise have a material adverse effect on our business, results of operations, financial condition and prospects. Furthermore, because of the substantial amount of discovery required in connection with intellectual property litigation or administrative proceedings, there is a risk that some of our confidential information could be compromised by disclosure.

Third parties may assert that we are employing their proprietary technology without authorization.

There may be third-party patents of which we are currently unaware with claims to compositions of matter, materials, formulations, methods of manufacture or methods for treatment that encompass the composition, use or manufacture of REACT. There may be currently pending patent applications of which we are currently unaware which may later result in issued patents that REACT or their use or manufacture may infringe. In addition, third parties may obtain patents in the future and claim that use of our technologies infringes upon these patents. If any third-party patent were held by a court of competent jurisdiction to cover REACT, intermediates used in the manufacture of REACT or our materials generally, aspects of our formulations or methods of use, the holders of any such patent may be able to block our ability to develop and commercialize the product candidate unless we obtained a license or until such patent expires or is finally determined to be held invalid or unenforceable. In either case, such a license may not be available on commercially reasonable terms or at all. If we are unable to obtain a necessary license to a third-party patent on commercially reasonable terms, or at all, our ability to commercialize REACT may be impaired or delayed, which could in turn significantly harm our business. Even if we obtain a license, it may be non-exclusive, thereby giving our competitors access to the same technologies licensed to us. In addition, if the breadth or strength of protection provided by our patents and patent applications is threatened, it could dissuade companies from collaborating with us to license, develop or commercialize current or future product candidates.

Parties making claims against us may seek and obtain injunctive or other equitable relief, which could effectively block our ability to further develop and commercialize REACT. Defense of these claims, regardless of their merit, would involve substantial litigation expense and would be a substantial diversion of employee resources from our business. In the event of a successful claim of infringement against us, we may have to pay substantial damages, including treble damages and attorneys' fees for willful infringement, obtain one or more licenses from third parties, pay royalties or redesign our infringing products, which may be impossible or require substantial time and monetary expenditure. We cannot predict whether any such license would be available at all or whether it would be available on commercially reasonable terms. Furthermore, even in the absence of litigation, we may need to obtain licenses from third parties to advance our research or allow commercialization of REACT. We may fail to obtain any of these licenses at a reasonable cost or on reasonable terms, if at all. In that event, we would be unable to further develop and commercialize REACT, which could harm our business significantly.

Third parties may assert that our employees or consultants have wrongfully used or disclosed confidential information or misappropriated trade secrets.

As is common in the biotechnology and biopharmaceutical industries, we employ individuals who were previously employed at universities or other biotechnology or biopharmaceutical companies, including our competitors or potential competitors. Although no claims against us are currently pending, and although we try to ensure that our employees and consultants do not use the proprietary information or know-how of others in their work for us, we may be subject to claims that we or our employees, consultants or independent contractors have inadvertently or otherwise used or disclosed intellectual property, including trade secrets or other proprietary information, of a former employer or other third parties. Litigation may be necessary to defend against these claims. If we fail in defending any such claims, in addition to paying monetary damages, we may lose valuable intellectual property rights or personnel. Even if we are successful in defending against such claims, litigation or other legal proceedings relating to intellectual property claims may cause us to incur significant expenses and could distract our technical and management personnel from their normal responsibilities. In addition, there could be public announcements of the results of hearings, motions or other interim proceedings or developments, and, if securities analysts or investors perceive these results to be negative, it could have a substantial adverse effect on the price of our securities. This type of litigation or proceeding could substantially increase our operating losses and reduce our resources available for development activities. We may not have sufficient financial or other resources to adequately conduct such litigation or proceedings. Some of our competitors may be able to sustain the costs of such litigation or proceedings more effectively than we can because of their substantially greater financial resources. Uncertainties resulting from the initiation and continuation of patent litigation or other intellectual property related proceedings could adversely affect our ability to compete in the marketplace.

We may not identify relevant third-party patents or may incorrectly interpret the relevance, scope or expiration of a third-party patent which might adversely affect our ability to develop and market our products.

We cannot guarantee that any of our patent searches or analyses, including the identification of relevant patents, the scope of patent claims or the expiration of relevant patents, are complete or thorough, nor can we be certain that we have identified each and every third-party patent and pending application in the United States and abroad that may be relevant to or necessary for the commercialization of REACT in any jurisdiction.

The scope of a patent claim is determined by an interpretation of the law, the written disclosure in a patent and the patent's prosecution history. Our interpretation of the relevance or the scope of a patent or a pending application may be incorrect, which may negatively impact our ability to market our products. We may incorrectly determine that our products are not covered by a third-party patent or may incorrectly predict whether a third party's pending application will issue with claims of relevant scope. Our determination of the expiration date of any patent in the United States or abroad that we consider relevant may be incorrect, which may negatively impact our ability to develop and market REACT. Our failure to identify and correctly interpret relevant patents may negatively impact our ability to develop and market our products.

We may not be successful in obtaining or maintaining necessary intellectual property rights to develop any future product candidates on acceptable terms.

REACT, our current product candidate, may require specific formulations to work effectively and efficiently and these rights may be held by others. We may develop products containing our compounds and pre-existing biopharmaceutical compounds. We may be unable to acquire or in-license any compositions, methods of use, processes or other third-party intellectual property rights from third parties that we identify as necessary or important to our business operations. We may fail to obtain any of these licenses at a reasonable cost or on reasonable terms, if at all, which would harm our business. We may need to cease use of the compositions or methods covered by such third-party intellectual property rights, and may need to seek to develop alternative approaches that do not infringe on such intellectual property rights which may entail additional costs and development delays, even if we were able to develop such alternatives, which may not be feasible. Even if we are able to obtain a license, it may be non-exclusive, thereby giving our competitors access to the same technologies licensed to us. In that event, we may be required to expend significant time and resources to develop or license replacement technology.

The licensing and acquisition of third-party intellectual property rights is a competitive area, and companies, which may be more established, or have greater resources than we do, may also be pursuing strategies to license or acquire third-party intellectual property rights that we may consider necessary or attractive in order to commercialize REACT. More established companies may have a competitive advantage over us due to their size, cash resources and greater clinical development and commercialization capabilities. There can be no assurance that we will be able to successfully complete such negotiations and ultimately acquire the rights to the intellectual property surrounding the additional product candidates that we may seek to acquire.

We may be involved in lawsuits to protect or enforce our patents or the patents of our licensors, or challenging the patent rights of others, which could be expensive, time-consuming and unsuccessful.

Competitors may infringe our patents or the patents of our current or future licensors. To counter infringement or unauthorized use, we may be required to file infringement claims, which can be expensive and time-consuming. In addition, in an infringement proceeding, a court may decide that one or more of our patents is not valid or is unenforceable, or may refuse to stop the other party from using the technology at issue on the grounds that our patents do not cover the technology in question or for other reasons. An adverse result in any litigation or defense proceedings could put one or more of our patents at risk of being invalidated, held unenforceable, or interpreted narrowly and could put our patent applications at risk of not issuing. Defense of these claims, regardless of their merit, would involve substantial litigation expense and would be a substantial diversion of employee resources from our business.

We may choose to challenge the patentability of claims in a third-party's U.S. patent by requesting that the USPTO review the patent claims in an ex-parte re-examination, *inter partes* review or post-grant review proceedings. These proceedings are expensive and may consume our time or other resources. We may choose to challenge a third-party's patent in patent opposition proceedings in the European Patent Office (the "EPO") or other foreign patent office. The costs of these opposition proceedings could be substantial, and may consume our time or other resources. If we fail to obtain a favorable result at the USPTO, EPO or other patent office then we may be exposed to litigation by a third-party alleging that the patent may be infringed by REACT or our proprietary technologies.

In addition, because some patent applications in the United States may be maintained in secrecy until the patents are issued, patent applications in the United States and many foreign jurisdictions are typically not published until 18 months after filing, and publications in the scientific literature often lag behind actual discoveries, we cannot be certain that others have not filed patent applications for technology covered by our owned and in-licensed issued patents or our pending applications, or that we or, if applicable, a licensor were the first to invent the technology. Our competitors may have filed, and may in the future file, patent

applications covering our products or technology similar to ours. Any such patent application may have priority over our owned and in-licensed patent applications or patents, which could require us to obtain rights to issued patents covering such technologies. If another party has filed a U.S. patent application on inventions similar to those owned by or in-licensed to us, we or, in the case of in-licensed technology, the licensor may have to participate in an interference or derivation proceeding declared by the USPTO to determine priority of invention in the United States. If we or one of our licensors is a party to an interference or derivation proceeding involving a U.S. patent application on inventions owned by or in-licensed to us, we may incur substantial costs, divert management's time and expend other resources, even if we are successful.

Interference or derivation proceedings provoked by third parties or brought by us or declared by the USPTO may be necessary to determine the priority of inventions with respect to our patents or patent applications or those of our licensors. An unfavorable outcome could result in a loss of our current patent rights and could require us to cease using the related technology or to attempt to license rights to it from the prevailing party. Our business could be harmed if the prevailing party does not offer us a license on commercially reasonable terms or at all, or if a non-exclusive license is offered and our competitors gain access to the same technology. Litigation or interference proceedings may result in a decision adverse to our interests and, even if we are successful, may result in substantial costs and distract our management and other employees. We may not be able to prevent, alone or with our licensors, misappropriation of our trade secrets or confidential information, particularly in countries where the laws may not protect those rights as fully as in the United States.

Furthermore, because of the substantial amount of discovery required in connection with intellectual property litigation, there is a risk that some of our confidential information could be compromised by disclosure during this type of litigation. In addition, there could be public announcements of the results of hearings, motions or other interim proceedings or developments. If securities analysts or investors perceive these results to be negative, it could have a substantial adverse effect on the price of our securities.

Obtaining and maintaining our patent protection depends on compliance with various procedural, document submission, fee payment and other requirements imposed by governmental patent agencies, and our patent protection could be reduced or eliminated for non-compliance with these requirements.

Periodic maintenance fees, renewal fees, annuity fees and various other governmental fees on our owned and in-licensed issued patents and patent applications are or will be due to be paid to the USPTO and foreign patent agencies in several stages over the lifetime of the patent. The USPTO and various foreign governmental patent agencies require compliance with a number of procedural, documentary, fee payment and other provisions during the patent application process and following the issuance of a patent. While an inadvertent lapse can in many cases be cured by payment of a late fee or by other means in accordance with the applicable rules, there are situations in which noncompliance can result in abandonment or lapse of the patent or patent application, resulting in partial or complete loss of patent rights in the relevant jurisdiction. Noncompliance events that could result in abandonment or lapse of a patent or patent application include, but are not limited to, failure to respond to official actions within prescribed time limits, non-payment of fees and failure to properly legalize and submit formal documents. In certain circumstances, even inadvertent noncompliance events may permanently and irrevocably jeopardize patent rights. In such an event, our competitors might be able to enter the market, which would have a material adverse effect on our business.

Certain patents covering REACT could be found invalid or unenforceable if challenged in court or the USPTO.

If we or one of our licensors initiate legal proceedings against a third-party to enforce a patent covering REACT, the defendant could counterclaim that the patent covering REACT, as applicable, is invalid and/or unenforceable. In patent litigation in the United States, defendant counterclaims alleging invalidity and/or unenforceability are commonplace, and there are numerous grounds upon which a third party can assert invalidity or unenforceability of a patent. Third parties may also raise similar claims before administrative bodies in the United States or abroad, even outside the context of litigation. Such mechanisms include re-examination, *inter partes* review, post-grant review, and equivalent proceedings in foreign jurisdictions (e.g., opposition proceedings). Such proceedings could result in revocation or amendment to our patents in such a way that they no longer cover REACT. The outcome following legal assertions of invalidity and unenforceability is unpredictable. With respect to the validity question, for example, we cannot be certain that there is no invalidating prior art, of which we, our patent counsel and the patent examiner were unaware during prosecution. If a defendant were to prevail on a legal assertion of invalidity and/or unenforceability, or if we are otherwise unable to adequately protect our rights, we would lose at least part, and perhaps all, of the patent protection on REACT. Such a loss of patent protection could have a material adverse impact on our business and our ability to commercialize or license our technology and product candidates.

Our earliest patents may expire before, or soon after, our first product achieves marketing approval in the United States or foreign jurisdictions. Upon the expiration of our current patents, we may lose the right to exclude others from practicing these inventions. The expiration of these patents could have a similar material adverse effect on our business, results of operations, financial condition and prospects.

Changes in patent law in the United States, changes in the administration's interpretation of the law, or changes in the law in other jurisdictions could diminish the value of patents in general, thereby impairing our ability to protect our products.

Changes in either the patent laws or interpretation of the patent laws in the United States or in other jurisdictions could increase the uncertainties and costs surrounding the prosecution of patent applications and the enforcement or defense of issued patents. Assuming that other requirements for patentability are met, prior to March 16, 2013, in the United States, the first to invent the claimed invention was entitled to the patent, while outside the United States, the first to file a patent application was entitled to the patent. On March 16, 2013, under the America Invents Act, enacted in September 2011, the United States transitioned to a first inventor to file system in which, assuming that other requirements for patentability are met, the first inventor to file a patent application will be entitled to the patent on an invention regardless of whether a third party was the first to invent the claimed invention. A third party that files a patent application in the USPTO on or after March 16, 2013 but before us could therefore be awarded a patent covering an invention of ours even if we had made the invention before it was made by such third party. This will require us to be cognizant of the time from invention to filing of a patent application. Since patent applications in the United States and most other countries are confidential for a period of time after filing or until issuance, we cannot be certain that we or our licensors were the first to either (i) file any patent application related to our product candidates or (ii) invent any of the inventions claimed in our or our licensor's patents or patent applications.

The America Invents Act also includes a number of significant changes that affect the way patent applications will be prosecuted and also may affect patent litigation. These include allowing third-party submission of prior art to the USPTO during patent prosecution and additional procedures to attack the validity of a patent by USPTO administered post-grant proceedings, including post-grant review, *inter partes* review, and derivation proceedings. Because of a lower evidentiary standard in USPTO proceedings compared to the evidentiary standard in U.S. federal courts necessary to invalidate a patent claim, a third party could potentially provide evidence in a USPTO proceeding sufficient for the USPTO to hold a claim invalid even though the same evidence would be insufficient to invalidate the claim if first presented in a district court action. Accordingly, a third party may attempt to use the USPTO procedures to invalidate our patent claims that would not have been invalidated if first challenged by the third party as a defendant in a district court action. Therefore, the America Invents Act and its implementation could increase the uncertainties and costs surrounding the prosecution of our owned or in-licensed patent applications and the enforcement or defense of our owned or in-licensed issued patents, all of which could have a material adverse effect on our business, financial condition, results of operations, and prospects.

In addition, the patent positions of companies in the development and commercialization of biopharmaceuticals are particularly uncertain. Recent U.S. Supreme Court rulings have narrowed the scope of patent protection available in certain circumstances and weakened the rights of patent owners in certain situations. This combination of events has created uncertainty with respect to the validity and enforceability of patents, once obtained. Depending on future actions by the U.S. Congress, the federal courts, and the USPTO, the laws and regulations governing patents could change in unpredictable ways that could have a material adverse effect on our existing patent portfolio and our ability to protect and enforce our intellectual property in the future.

We have limited foreign intellectual property rights and may not be able to protect and enforce our intellectual property rights throughout the world.

Although we have multiple patents in countries outside of the United States, we do not have intellectual property rights in all potential markets outside the United States where CKD is prevalent. Filing, prosecuting and defending patents on product candidates in all countries throughout the world would be prohibitively expensive, and our intellectual property rights in some countries outside the United States can be less extensive than those in the United States. In addition, the laws of some foreign countries do not protect intellectual property rights to the same extent as federal and state laws in the United States. Consequently, we may not be able to prevent third parties from practicing our inventions in all countries outside the United States, or from selling or importing products made using our inventions in and into the United States or other jurisdictions. Competitors may use our technologies in jurisdictions where we have not obtained patent protection to develop their own products and, further, may export otherwise infringing products to territories where we have patent protection but where enforcement is not as strong as that in the United States. These products may compete with our products in jurisdictions where we do not have any issued patents and our patent claims or other intellectual property rights may not be effective or sufficient to prevent them from competing.

Many companies have encountered significant problems in protecting and defending intellectual property rights in foreign jurisdictions. The legal systems of certain countries, particularly certain developing countries, do not favor the enforcement of, and may require a compulsory license to, patents, trade secrets and other intellectual property protection, particularly those relating to biopharmaceutical products, which could make it difficult for us to stop the infringement of our patents or marketing of competing products against third parties in violation of our proprietary rights generally. The initiation of proceedings by third parties to challenge the scope or validity of our patent rights in foreign jurisdictions could result in substantial cost and divert our efforts and attention from other aspects of our business. Proceedings to enforce our patent rights in foreign jurisdictions could result in substantial costs and divert our efforts and attention from other aspects of our business, could put our patents at risk of being invalidated or interpreted narrowly and our patent applications at risk of not issuing and could provoke third parties to assert claims against us. We may not prevail in any lawsuits that we initiate and the damages or other remedies awarded, if any, may not be

commercially meaningful. Accordingly, our efforts to enforce our intellectual property rights around the world may be inadequate to obtain a significant commercial advantage from the intellectual property that we develop or license.

Patent terms may be inadequate to protect our competitive position on REACT or our future product candidates for an adequate amount of time, and if we do not obtain protection under the Hatch-Waxman Amendments and similar non-United States legislation for extending the term of patents covering REACT or our future product candidates, our business may be materially harmed.

Patents have a limited lifespan. In the United States, if all maintenance fees are timely paid, the natural expiration of a patent is generally 20 years from its earliest claimed U.S. non-provisional filing date. Various extensions such as patent term adjustments and/or extensions, may be available, but the life of a patent, and the protection it affords, is limited. Even if patents covering REACT or any of our future product candidates are obtained, once the patent life has expired, we may be open to competition from competitive products. Given the amount of time required for the development, testing and regulatory review of new product candidates, patents protecting such candidates might expire before or shortly after such candidates are commercialized.

Depending upon the timing, duration and specifics of any FDA marketing approval of any product candidates we may develop, one or more of our U.S. patents may be eligible for limited patent term extension under the Drug Price Competition and Patent Term Restoration Action of 1984, also known as the Hatch-Waxman Amendments. The Hatch-Waxman Amendments permit a patent extension term of up to five additional years beyond the expiration date as compensation for patent term lost during the FDA regulatory review process. A patent term extension cannot extend the remaining term of a patent beyond a total of 14 years from the date of product approval, only one patent may be extended. However, we may not be granted the full extension because of, for example, failing to exercise due diligence during the testing phase or regulatory review process. Also, we may not be granted any extension because of, for example, failing to apply within applicable deadlines, failing to apply prior to expiration of relevant patents, or otherwise failing to satisfy applicable requirements. Moreover, the applicable time period or the scope of patent protection afforded could be less than we request. If we are unable to obtain patent term extension or the term of any such extension is less than we request, the period during which we can enforce our patent rights for that product will be shortened and our competitors may obtain approval to market competing products sooner. As a result, our revenue from applicable products could be reduced and could have a material adverse effect on our business.

Any trademarks we have obtained or may obtain may be infringed or otherwise violated, or successfully challenged, resulting in harm to our business.

We expect to rely on trademarks as one means to distinguish REACT, if approved for marketing, from the products of our competitors. Once we select new trademarks and apply to register them, our trademark applications may not be approved. Although we would be given an opportunity to respond to those rejections, we may be unable to overcome such rejections. Third parties may oppose or attempt to cancel our trademark applications or trademarks, or otherwise challenge our use of the trademarks. In the event that our trademarks are successfully challenged, we could be forced to rebrand our products, which could result in loss of brand recognition and could require us to devote resources to advertising and marketing new brands. Our competitors may infringe or otherwise violate our trademarks and we may not have adequate resources to enforce our trademarks. Any of the foregoing events may have a material adverse effect on our business. Moreover, any name we propose to use with REACT in the United States must be approved by the FDA, regardless of whether we have registered it, or applied to register it, as a trademark. The FDA typically conducts a review of proposed product names, including an evaluation of potential for confusion with other product names. If the FDA objects to any of our proposed proprietary product names, we may be required to expend significant additional resources in an effort to identify a suitable substitute name that would qualify under applicable trademark laws, not infringe the existing rights of third parties and be acceptable to the FDA.

Risks Related to Managing Our Business and Operations

We expect to expand our clinical development and research and regulatory capabilities, our manufacturing and administrative capacities, and potentially implement sales, marketing and distribution capabilities, and as a result, we may encounter difficulties in managing our growth, which could adversely affect our operations.

As of December 31, 2022, we had approximately 87 full-time employees. As our clinical development and commercialization plans and strategies develop, and as we transition into operating as a public company, we will need to expand our managerial, clinical, regulatory, manufacturing, sales, marketing, financial, development and legal capabilities or contract with third parties to provide these capabilities for us. As our operations expand, we expect that we will need to manage additional relationships with various strategic collaborators, suppliers and other third parties. Our future growth would impose significant added responsibilities on members of management, including:

- identifying, recruiting, integrating, maintaining and motivating additional employees;

- managing our development and commercialization efforts effectively, including the clinical and FDA review process for REACT and any other product candidates, while complying with our contractual obligations to contractors and other third parties; and
- improving our operational, financial and management controls, reporting systems and procedures.

Our ability to continue to develop and, if approved, commercialize REACT will depend, in part, on our ability to effectively manage any future growth. Our management may also have to divert a disproportionate amount of its attention away from day-to-day activities in order to devote a substantial amount of time to managing these growth activities.

We currently rely, and for the foreseeable future will continue to rely, in substantial part on certain independent organizations, advisors and consultants to provide certain services. There can be no assurance that the services of independent organizations, advisors and consultants will continue to be available to us on a timely basis when needed, or that we can find qualified replacements. In addition, if we are unable to effectively manage our outsourced activities or if the quality, accuracy or quantity of the services provided is compromised for any reason, our clinical trials may be extended, delayed or terminated, and we may not be able to obtain, or may be substantially delayed in obtaining, regulatory approval of REACT or any of our future product candidates or otherwise advance our business. There can be no assurance that we will be able to manage our existing consultants or find other competent outside contractors and consultants on economically reasonable terms, or at all.

If we are not able to effectively expand our organization by hiring new employees and expanding our groups of consultants and contractors, we may not be able to successfully implement the tasks necessary to further develop and commercialize REACT or any other product candidates and, accordingly, may not achieve our research, development and commercialization goals.

If we lose key management personnel, or if we fail to recruit additional highly skilled personnel, our ability to continue developing REACT or identify and develop new product candidates will be impaired, which could result in loss of markets or market share and could make us less competitive.

Our ability to compete in the highly competitive biotechnology and biopharmaceutical industries depends upon our ability to attract and retain highly qualified managerial, scientific and medical personnel. We are highly dependent on our management, scientific and medical personnel, including Tim Bertram, our Chief Executive Officer; Deepak Jain, our Chief Operating Officer; James Coulston, our Chief Financial Officer; Joseph Stavas, our SVP Global Head of Clinical Development and Interventional Procedures; Darin J. Weber, our Senior Vice President of Regulatory Development; Ashley Johns, our Senior Vice President, Head of Global Clinical Operations; Mary Weger, our Chief People Officer and Todd C. Girolamo, our Chief Legal Officer. The loss of the services of any of our executive officers, other key employees, and other scientific and medical advisors, and our inability to find suitable replacements could result in delays in product development and harm our business.

We conduct our operations globally from several locations, including the United States and the Cayman Islands. Competition for skilled personnel in our industry is intense and may limit our ability to hire and retain highly qualified personnel on acceptable terms or at all.

To induce valuable employees to remain at our company, in addition to salary and cash incentives, we intend to provide equity awards that vest over time, some of which may be in the form of unregistered shares and may dilute the voting and economic rights of our shareholders. The value to employees of such equity awards that vest over time may be significantly affected by movements in our share price that are beyond our control, and may at any time be insufficient to counteract more lucrative offers from other companies. Despite our efforts to retain valuable employees, members of our management, scientific and development teams may terminate their employment with us on short notice. Our key employees are at-will employees, which means that any of our employees could leave our employment at any time, with or without notice. Our success also depends on our ability to continue to attract, retain and motivate highly skilled junior, mid-level and senior scientific and medical personnel.

Our employees, independent contractors, consultants, collaborators, principal investigators, CROs, suppliers and vendors may engage in misconduct or other improper activities, including non-compliance with regulatory standards and requirements.

We are exposed to the risk that our employees, independent contractors, consultants, collaborators, principal investigators, CROs, suppliers and vendors may engage in fraudulent conduct or other illegal activity. Misconduct by these parties could include intentional, reckless and/or negligent conduct that violates FDA regulations, including those laws requiring the reporting of true, complete and accurate information to the FDA, manufacturing standards, federal and state health care laws and regulations, and laws that require the true, complete and accurate reporting of financial information or data. In particular, sales, marketing and business arrangements in the health care industry are subject to extensive laws and regulations intended to prevent fraud, kickbacks, self-dealing and other abusive practices. These laws and regulations may restrict or prohibit a wide range of pricing, discounting, marketing and promotion, sales commission, customer incentive programs and other business arrangements. Misconduct by these parties could also involve the improper use of individually identifiable information, including, without limitation, information obtained in the course of clinical trials, which could result in regulatory sanctions and serious harm to our reputation. It is not always possible to identify and deter misconduct, and the precautions we take to detect and prevent this activity

may not be effective in controlling unknown or unmanaged risks or losses or in protecting us from governmental investigations or other actions or lawsuits stemming from a failure to be in compliance with such laws or regulations. If any such actions are instituted against us, and we are not successful in defending ourselves or asserting our rights, those actions could have a significant impact on our business, including the imposition of significant civil, criminal and administrative penalties, including, without limitation, damages, fines, disgorgement, imprisonment, exclusion from participation in government health care programs, such as Medicare and Medicaid, additional reporting requirements and oversight if we become subject to a corporate integrity agreement or similar agreement to resolve allegations of non-compliance with these laws, and the curtailment or restructuring of our operations.

Our internal computer systems, or those of our collaborators or other contractors or consultants, may fail or suffer security breaches, which could result in a material disruption of our product development programs.

Our internal computer systems and those of any future collaborators and other contractors or consultants are vulnerable to damage from computer viruses, unauthorized access, natural disasters, terrorism, war and telecommunication and electrical failures. If such an event were to occur and cause interruptions in our operations, it could result in a disruption of our development programs and our business operations, whether due to a loss of our trade secrets or other proprietary information or other similar disruptions. For example, the loss of clinical trial data from future clinical trials could result in delays in our regulatory approval efforts and significantly increase our costs to recover or reproduce the data. To the extent that any disruption or security breach were to result in a loss of, or damage to, our data or applications, or inappropriate disclosure of confidential or proprietary information, we could incur liability, our competitive position could be harmed and the further development and commercialization of REACT or any of our future product candidates could be delayed.

We could be subject to risks caused by misappropriation, misuse, leakage, falsification or intentional or accidental release or loss of information maintained in the information systems and networks of our company and our vendors, including personal information of our employees and study subjects, and company and vendor confidential data. In addition, outside parties may attempt to penetrate our systems or those of our vendors or fraudulently induce our personnel or the personnel of our vendors to disclose sensitive information in order to gain access to our data and/or systems. We may experience threats to our data and systems, including malicious codes and viruses, phishing and other cyberattack. The number and complexity of these threats continue to increase over time. If a material breach of, or accidental or intentional loss of data from, our information technology systems or those of our vendors occurs, the market perception of the effectiveness of our security measures could be harmed, and our reputation and credibility could be damaged. We could be required to expend significant amounts of money and other resources to repair or replace information systems or networks. In addition, we could be subject to regulatory actions and/or claims made by individuals and groups in private litigation involving privacy issues related to data collection and use practices and other data privacy laws and regulations, including claims for misuse or inappropriate disclosure of data, as well as unfair or deceptive practices. Although we develop and maintain systems and controls designed to prevent these events from occurring, and we have a process to identify and mitigate threats, the development and maintenance of these systems, controls and processes is costly and requires ongoing monitoring and updating as technologies change and efforts to overcome security measures become increasingly sophisticated. Moreover, despite our efforts, the possibility of these events occurring cannot be eliminated entirely. As we outsource more of our information systems to vendors, engage in more electronic transactions with payors and patients, and rely more on cloud-based information systems, the related security risks will increase and we will need to expend additional resources to protect our technology and information systems. In addition, there can be no assurance that our internal information technology systems or those of our third-party contractors, or our consultants' efforts to implement adequate security and control measures, will be sufficient to protect us against breakdowns, service disruption, data deterioration or loss in the event of a system malfunction, or prevent data from being stolen or corrupted in the event of a cyberattack, security breach, industrial espionage attacks or insider threat attacks which could result in financial, legal, business or reputational harm.

Failure to comply with health and data protection laws and regulations could lead to government enforcement actions (which could include civil or criminal penalties), private litigation, and/or adverse publicity and could negatively affect our operating results and business.

We and any potential collaborators may be subject to federal, state and foreign data protection laws and regulations (i.e., laws and regulations that address privacy and data security). In the United States, numerous federal and state laws and regulations, including federal health information privacy laws, state data breach notification laws, state privacy and health information privacy laws and federal and state consumer protection laws (e.g., Section 5 of the Federal Trade Commission Act), that govern the collection, use, disclosure and protection of health-related and other personal information could apply to our operations or the operations of our collaborators. In addition, we may obtain health information from third parties (including research institutions from which we obtain clinical trial data) that are subject to privacy and security requirements under HIPAA. Depending on the facts and circumstances, we could be subject to civil or criminal penalties if we obtain, use, or disclose individually identifiable health information maintained by a HIPAA-covered entity in a manner that is not authorized or permitted by HIPAA.

International data protection laws, including GDPR, may also apply to health-related and other personal information obtained outside of the United States. The GDPR will increase our responsibility and liability in relation to personal data that we process,

and we may be required to put in place additional mechanisms to ensure compliance with the new EU (which also includes the EEA) data protection rules. Further, the Brexit has created more uncertainty with regard to data protection regulation in the United Kingdom. The United Kingdom retained the GDPR in UK law, which sits alongside the amended version of the Data Protection Act 2018. The European Union adopted an adequacy decision so that data can be transferred from the European Union to the United Kingdom. Additionally, there are no new requirements for transfer from the United Kingdom to the European Union. However, going forward, the European Union's and United Kingdom's data protection rules could diverge, and data transfers may not be possible and/or new arrangements may need to be put in place. In particular, it is unclear to what extent the United Kingdom regime will begin diverging from the GDPR and how data transfers to and from the United Kingdom will be regulated.

In addition, California recently enacted the CCPA, which creates new individual privacy rights for California consumers (as defined in the law) and places increased privacy and security obligations on entities handling personal data of consumers or households. The CCPA became effective on January 1, 2020, but the CPRA was recently enacted to strengthen elements of the CCPA effective January 1, 2023. In addition, there are a number of other states that have considered similar privacy proposals, with states like Virginia and Colorado enacting their own privacy laws (also scheduled to come into effect on January 1, 2023 and July 1, 2023, respectively). These privacy laws may impact our business activities and exemplify the vulnerability of our business to the evolving regulatory environment related to personal data.

Compliance with U.S. and international data protection laws and regulations could require us to take on more onerous obligations in our contracts, restrict our ability to collect, use and disclose data, or in some cases, impact our ability to operate in certain jurisdictions. Failure to comply with U.S. and international data protection laws and regulations could result in government enforcement actions (which could include civil or criminal penalties), private litigation and adverse publicity and could negatively affect our operating results and business. Moreover, clinical trial subjects about whom we or our potential collaborators obtain information, as well as the providers who share this information with us, may contractually limit our ability to use and disclose the information. Claims that we have violated individuals' privacy rights, failed to comply with data protection laws, or breached our contractual obligations, even if we are not found liable, could be expensive and time-consuming to defend and could result in adverse publicity that could harm our business.

Changes in tax law or policy could increase our effective tax rate and tax liability or the taxes payable by holders of our ordinary shares, each of which could have a material adverse effect on our business, financial condition and results of operations.

We could be adversely affected by changes in applicable tax laws, regulations, or administrative interpretations thereof. For example, the U.S. federal tax legislation commonly referred to as the Tax Cuts and Jobs Act (the "Tax Act"), enacted in December 2017, resulted in fundamental changes to the Internal Revenue Code of 1986, as amended (the "Code") including, among many other things, a reduction to the federal corporate income tax rate, a partial limitation on the deductibility of business interest expense, a limitation on the deductibility of certain director and officer compensation expense, limitations on net operating loss carrybacks and carryovers and changes relating to the scope and timing of U.S. taxation on earnings from international business operations. Subsequent legislation, the Coronavirus Aid, Relief, and Economic Security Act (the "CARES Act") enacted on March 27, 2020, relaxed certain of the limitations imposed by the Tax Act for certain taxable years, including the limitation on the use and carryback of net operating losses and the limitation on the deductibility of business interest expense. The exact impact of the Tax Act and the CARES Act for future years is difficult to quantify, but these changes could materially affect our investors, the companies in which our clients invest, or us. Legislative proposals in the U.S., if adopted, would increase the corporate income tax rate and capital gains tax rate. In addition, other changes could be enacted in the future to limit further the deductibility of interest, subject carried interests to more onerous taxation or effect other changes that could have a material adverse effect on our business, results of operations and financial condition. Such changes could also include increases in state taxes and other changes to state tax laws to replenish state and local government finances depleted by costs attributable to the COVID-19 pandemic and the reduction in tax revenues due to the accompanying economic downturn.

Our effective tax rate may fluctuate, and we may incur obligations in tax jurisdictions in excess of accrued amounts.

We are or may become subject to taxation in more than one tax jurisdiction. As a result, our effective tax rate is derived from a combination of applicable tax rates in the various places that we operate. In preparing our financial statements, we estimate the amount of tax that will become payable in each of such places. Nevertheless, our effective tax rate may be different than experienced in the past due to numerous factors, including passage of newly enacted tax legislation, changes in the mix of our profitability from jurisdiction to jurisdiction, the results of examinations and audits of our tax filings, our inability to secure or sustain acceptable agreements with tax authorities, changes in accounting for income taxes and changes in tax laws. Any of these factors could cause us to experience an effective tax rate significantly different from previous periods or our current expectations and may result in tax obligations in excess of amounts accrued in our financial statements.

We may be a passive foreign investment company, or “PFIC,” which could result in adverse U.S. federal income tax consequences to U.S. investors.

ProKidney believes that it is likely classified as a PFIC for U.S. federal income tax purposes. If we are a PFIC for any taxable year (or portion thereof) that is included in the holding period of a U.S. Holder of our Class A ordinary shares, such U.S. Holder may be subject to adverse U.S. federal income tax consequences and may be subject to additional reporting requirements. There can be no assurances with respect to our status as a PFIC for our current taxable year or any subsequent taxable year. Our actual PFIC status for any taxable year, moreover, will not be determinable until after the end of such taxable year. If we determine we are a PFIC for any taxable year (of which there can be no assurance), we will endeavor to provide to a U.S. Holder such information as the IRS may require, including a PFIC Annual Information Statement, upon request, in order to enable a U.S. Holder to make and maintain a “qualified electing fund” election. There can be no assurance, however, that ProKidney will timely provide such information. We urge U.S. investors to consult their own tax advisors regarding the possible application of the PFIC rules.

Unanticipated changes in effective tax rates or adverse outcomes resulting from examination of our income or other tax returns could adversely affect our financial condition and results of operations.

We will be subject, directly or indirectly, to income taxes in various jurisdictions, and our tax liabilities will be subject to the allocation of expenses in differing jurisdictions. Our future effective tax rates could be subject to volatility or adversely affected by a number of factors, including:

- changes in the valuation of our deferred tax assets and liabilities;
- expected timing and amount of the release of any tax valuation allowances;
- tax effects of share-based compensation;
- costs related to intercompany restructurings;
- changes in tax laws, regulations or interpretations thereof; or
- lower-than-anticipated future earnings in jurisdictions where we have lower statutory tax rates and higher-than-anticipated future earnings in jurisdictions where we have higher statutory tax rates.

In addition, we may be subject to audits of our income, sales and other transaction taxes by taxing authorities. Outcomes from these audits could have an adverse effect on our financial condition and results of operations.

Our principal shareholders have significant influence over us, including over decisions that require the approval of shareholders, and their interests may conflict with the interests of holders of ProKidney Corp. Class A ordinary shares.

The Deed of Undertaking, dated February 14, 2022, made by Control Empresarial de Capitales, S.A. de C.V. (“CEC”) (the “Voting Agreement”) provides, with respect to the election, appointment or removal of any director of the Company, that, until the third anniversary of the Closing, CEC will vote all of its voting shares in the capital of the Company in a manner proportionate to the manner in which all other ProKidney Class B ordinary shares not held by CEC are voted. As a result, Tolerantia LLC (“Tolerantia”) effectively controls a majority of the voting power of ProKidney Corp. with respect to the election, appointment or removal of any director. Additionally, Pablo Legorreta, as Chairperson of the Board, is affiliated with and majority owns and controls Tolerantia. As a result, Tolerantia and its affiliates have significant influence over the management and affairs of the Company, and, acting together, effectively control the election, appointment or removal of any director and have indirect control over the approval of significant corporate transactions, including any merger, consolidation or sale of all or substantially all of our assets and the issuance or redemption of equity interests in certain circumstances, to the extent such matters require approval of the Board.

The interests of Tolerantia and CEC may not always coincide with, and in some cases may conflict with, our interests and the interests of our other shareholders, including the holders of ProKidney Class A ordinary shares. This concentration of ownership may also affect the prevailing market price of our ProKidney Class A ordinary shares due to investors’ perceptions that conflicts of interest may exist or arise. As a result, this concentration of ownership may not be in your best interests.

Further, because these shareholders hold their economic interest in our business through PKLP, rather than through ProKidney Corp., their interests may further conflict with the interests of holders of ProKidney Class A ordinary shares. These holders’ significant ownership in ProKidney Corp. and resulting ability, acting together, to effectively control us may discourage someone from making a significant equity investment in ProKidney Corp., or could discourage transactions involving a change in control, including transactions in which a holder of ProKidney Class A ordinary shares might otherwise receive a premium for their shares over the then-current market price.

Because we are a “controlled company” within the meaning of the Nasdaq rules, our shareholders may not have certain corporate governance protections that are available to shareholders of companies that are not controlled companies.

So long as more than 50% of the voting power for the election of directors is held by an individual, a group or another company, we will qualify as a “controlled company” within the meaning of the Nasdaq corporate governance standards. Pursuant to the terms of the Voting Agreement, Tolerantia effectively controls a majority of the voting power of all of our outstanding ordinary shares with respect to the election, appointment or removal of any director. As a result, we are a “controlled company” within the meaning of the Nasdaq corporate governance standards and are not subject to the requirements that would otherwise require us to have: (i) a majority of our board of directors consist of independent directors, (ii) subject to the exception pursuant to Nasdaq Listing Rule 5605(b)(2), our board of directors have a compensation committee that is composed of at least two members, each of whom is an independent director, with a written charter addressing the committee’s purpose and responsibilities and (iii) director nominees must be selected, or recommended for the board’s selection, either by independent directors constituting a majority of the board’s independent directors in a vote in which only independent directors participate, or by a nominating and corporate governance committee comprised solely of independent directors with a written charter addressing the committee’s purpose and responsibilities. Pursuant to the requirements under the Business Combination Agreement, a majority of the directors of the Board are “independent” directors for the purposes of the Nasdaq Listing Rules, but for at least some period following the Business Combination, we may utilize the other exemptions described above.

Tolerantia may have its interest in the Company diluted due to future equity issuances or its own actions in selling shares of the Company, in each case, which could result in a loss of the “controlled company” exemption under the Nasdaq listing rules. We would then be required to comply with those provisions of the Nasdaq listing requirements.

Antitakeover provisions contained in our Charter, as well as provisions of Cayman Islands law, could impair a takeover attempt.

Our Charter contains provisions that may discourage unsolicited takeover proposals that shareholders may consider to be in their best interests. These provisions may make more difficult the removal of management and may discourage transactions that otherwise could involve payment of a premium over prevailing market prices for our securities. These provisions will include, among other things:

- no cumulative voting in the election of directors, which limits the ability of minority shareholders to elect director candidates;
- a classified board of directors with three-year staggered terms, which could delay the ability of shareholders to change the membership of a majority of the Board;
- the requirement that directors may only be removed from the Board by special resolution;
- the right of the Board to elect a director to fill a vacancy of the Board created by the expansion of the Board or the resignation, death, or removal of a director in certain circumstances, which prevents shareholders from being able to fill vacancies on the Board;
- a prohibition on shareholders calling an extraordinary general meeting and the requirement that a meeting of shareholders may only be called by members of the Board, which may delay the ability of our shareholders to force consideration of a proposal or to take action, including the removal of directors; and
- the right of the Board to issue and set the voting and other rights of preference shares, which could adversely affect the voting power and other rights of the holders of ordinary shares.

The JOBS Act permits “emerging growth companies” like us to take advantage of certain exemptions from various reporting requirements applicable to other public companies that are not emerging growth companies.

We currently qualify as an “emerging growth company” as defined in Section 2(a)(19) of the Securities Act, as modified by the JOBS Act. As such, we take advantage of certain exemptions from various reporting requirements applicable to other public companies that are not emerging growth companies for as long as we continue to be an emerging growth company, including: (i) the exemption from the auditor attestation requirements with respect to internal control over financial reporting under Section 404 of SOX; (ii) the exemptions from say-on-pay, say-on-frequency and say-on-golden parachute voting requirements; and (iii) reduced disclosure obligations regarding executive compensation in our periodic reports and proxy statements. As a result, our shareholders may not have access to certain information they deem important. We will remain an emerging growth company until the earliest of (i) the last day of the fiscal year: (a) following July 2, 2026, the fifth (5th) anniversary of our initial public offering (consummated as Social Capital Suvretta Holdings Corp. III); (b) in which we have total annual gross revenue of at least \$1.235 billion; or (c) in which we are deemed to be a large accelerated filer, which means the market value of our Class A ordinary shares that is held by non-affiliates equals or exceeds \$700 million as of the last business day of our prior second fiscal quarter, and (ii) the date on which we have issued more than \$1.0 billion in non-convertible debt during the prior three-year period.

Further, Section 102(b)(1) of the JOBS Act exempts emerging growth companies from being required to comply with new or revised financial accounting standards until private companies (that is, those that have not had a Securities Act registration statement declared effective or do not have a class of securities registered under the Exchange Act) are required to comply with the new or revised financial accounting standards. The JOBS Act provides that a company can elect to opt out of the extended transition period and comply with the requirements that apply to non-emerging growth companies but any such an election to opt out is irrevocable. We have elected not to opt out of such extended transition period, which means that when a standard is issued or revised and it has different application dates for public or private companies, we, as an emerging growth company, can adopt the new or revised standard at the time private companies adopt the new or revised standard. This may make comparison of our financial statements with another public company that is neither an emerging growth company nor an emerging growth company that has opted out of using the extended transition period difficult or impossible because of the potential differences in accounting standards used.

Additionally, we are a “smaller reporting company” as defined in Item 10(f)(1) of Regulation S-K. Smaller reporting companies may take advantage of certain reduced disclosure obligations, including, among other things, providing only two years of audited financial statements. We will remain a smaller reporting company until the last day of the fiscal year in which (i) the market value of our ordinary shares that is held by non-affiliates exceeds \$250 million as of the last business day of the prior fiscal quarter, or (ii) our annual revenues equaled or exceeded \$100 million during such completed fiscal year, and the market value of our ordinary shares that is held by non-affiliates equals or exceeds \$700 million as of the last business day of the prior second fiscal quarter.

We cannot predict if investors will find our Class A ordinary shares less attractive because we rely on these exemptions. If some investors find our Class A ordinary shares less attractive as a result, there may be a less active trading market for our Class A ordinary shares, and our share price may be more volatile.

Our internal controls over financial reporting may not be effective and our independent registered public accounting firm may not be able to certify as to their effectiveness, which could have a significant and adverse effect on our business and reputation.

As a public company, we are required to comply with the SEC’s rules implementing Sections 302 and 404 of the Sarbanes-Oxley Act of 2002, as amended, which require management to certify financial and other information in our quarterly and annual reports and provide an annual management report on the effectiveness of internal control over financial reporting. To comply with the requirements of being a public company, we may need to undertake various actions, such as implementing additional internal controls and procedures and hiring additional accounting or internal audit staff. As an emerging growth company, our independent registered public accounting firm is not required to formally attest to the effectiveness of our internal controls over financial reporting pursuant to Section 404 until the date we are no longer an emerging growth company. At such time, our independent registered public accounting firm may issue a report that is adverse in the event that it is not satisfied with the level at which our controls are documented, designed or operating.

Testing and maintaining these controls can divert our management’s attention from other matters that are important to the operation of our business. If we identify material weaknesses in our internal control over financial reporting or are unable to comply with the requirements of Section 404 or assert that our internal control over financial reporting is effective, or if our independent registered public accounting firm is unable to express an opinion as to the effectiveness of our internal controls over financial reporting when we no longer qualify as an emerging growth company, investors may lose confidence in the accuracy and completeness of our financial reports, and the market price of our ordinary shares could be negatively affected, and we could become subject to investigations by the SEC or other regulatory authorities, which could require additional financial and management resources.

Increased prices and inflation could negatively impact our margin performance and our financial results.

Increased inflation, including rising prices for raw materials, parts and components, freight, packaging, labor and energy increases, the costs to manufacture and distribute our products, and we may be unable to pass these costs on to our customers. Additionally, we are exposed to fluctuations in other costs such as packaging, freight, labor and energy prices. If inflation in these costs increases beyond our ability to control for them through measures such as implementing operating efficiencies, we may not be able to increase prices to sufficiently offset the effect of various cost increases without negatively impacting customer demand, thereby negatively impacting our margin performance and results of operations.

Geopolitical risks associated with Russia’s invasion of Ukraine could result in increased market volatility and uncertainty, which could negatively impact our business, financial condition, and results of operations.

The uncertain nature, scope, magnitude, and duration of hostilities stemming from Russia’s recent military invasion of Ukraine, including the potential effects of such hostilities as well as sanctions, embargoes, asset freezes, cyberattacks and other actions taken in response to such hostilities on the world economy and markets, have disrupted global markets and contributed to increased market

volatility and uncertainty, which could have an adverse impact on macroeconomic and other factors that affect our business and supply chain. Any disruption in our supply chain could reduce our revenue and adversely impact our financial results. Such a disruption could occur as a result of any number of events, including, but not limited to, military conflicts, geopolitical developments, war or terrorism, including the ongoing conflict in Ukraine, regional or global pandemics like COVID-19, and disruptions in utility and other services. Any inability to obtain adequate deliveries or any other circumstance that would require us to seek alternative sources of supply or to manufacture, assemble, and test such components internally could significantly delay our ability to ship our products, which could damage relationships with current and prospective customers and could harm our reputation and brand and could adversely affect our business, financial condition, and results of operations.

In February 2022, in response to the military conflict between Russia and Ukraine, the United States and other North Atlantic Treaty Organization member states, as well as non-member states, announced targeted economic sanctions on Russia, including certain Russian citizens and enterprises, and the continuation of the conflict may trigger additional economic and other sanctions. The potential impacts of the conflict and related sanctions could include supply chain and logistics disruptions, macro financial impacts resulting from the exclusion of Russian financial institutions from the global banking system, volatility in foreign exchange rates and interest rates, inflationary pressures on raw materials and energy and heightened cybersecurity threats. We do not and cannot know if the conflict, which remains ongoing, could escalate and result in broader economic and security concerns which could adversely affect our supply chain, suppliers, customers, and potential customers. It is not possible to predict the broader consequences of this conflict, which could include further sanctions, embargoes, regional instability, geopolitical shifts and adverse effects on macroeconomic conditions, the availability and cost of materials, supplies, labor, currency exchange rates and financial markets, all of which could have a material adverse effect on our business, financial condition and results of operations.

Risks Related to our Organizational Structure

We are a limited partner of PKLP but may, in certain circumstances, lose the benefit of limited liability.

We are a limited partner of PKLP, a limited partnership registered under the laws of Ireland.

Under the Irish LP Act, limited partners of Irish limited partnerships will not be liable for the debts or obligations of the partnership beyond the amount of capital they have contributed. However, the Irish LP Act also provides that such limited liability may be lost if (i) a limited partner (such as ProKidney Corp.) takes part in the management of the business of the partnership, (ii) there is a failure to register PKLP as a limited partnership or any change to the registration details of PKLP, including changes to the name of PKLP, the general nature of the business of PKLP, the principal place of business of PKLP, the partners or the name of any partner of PKLP, the term of character of PKLP, the sum contributed by any limited partner or the liability of any partner by reason of his becoming a limited instead of a general partner or a general instead of a limited partner; and (iii) a limited partner withdraws some or a part of his, her or its capital, in which circumstance he, she or it will be liable for the debts and obligations of the firm up to the amount so withdrawn.

We are a holding company, and our only material asset is our interest in PKLP, and we are accordingly dependent upon distributions made by our subsidiaries to pay taxes, make payments under the Tax Receivable Agreement and pay dividends.

We are a holding company with no material assets other than our ownership interest in PKLP. As a result, we have no independent means of generating revenue or cash flow. Our ability to pay taxes, make payments under the Tax Receivable Agreement, dated as of July 11, 2022, by and among Social Capital Suvretta Holdings Corp. III, the TRA party representative (as defined in the Tax Receivable Agreement) and the holders of PKLP prior to the closing of the Business Combination (the “Tax Receivable Agreement”) and pay dividends, if any, will depend on the financial results and cash flows of PKLP and its subsidiaries and the distributions we receive from PKLP. Deterioration in the financial condition, earnings or cash flow of PKLP and its subsidiaries, for any reason, could limit or impair our ability to pay such distributions. Additionally, to the extent that we need funds and PKLP and/or any of its subsidiaries are restricted from making such distributions under applicable law or regulation or under the terms of any financing arrangements, or PKLP is otherwise unable to provide such funds, it could materially adversely affect our liquidity and financial condition.

PKLP will continue to be treated as a partnership for U.S. federal income tax purposes and, as such, generally will not be subject to any entity-level U.S. federal income tax. Instead, the taxable income of PKLP will be allocated to holders of common units of PKLP (the “ProKidney Common Units”), including ProKidney Corp. Accordingly, we may be required to pay income taxes on our allocable share of any net taxable income of PKLP (e.g., U.S. federal income and branch profits tax to the extent such net taxable income is effectively connected to the conduct of a trade or business in the United States). Under the terms of the second amended and restated limited partnership agreement of PKLP, which went into effect upon the completion of the Business Combination (the “Second Amended and Restated ProKidney Limited Partnership Agreement”), PKLP is obligated to make tax distributions to holders of ProKidney Common Units (including ProKidney Corp.) calculated at certain assumed tax rates. In addition to tax expenses, we will also incur expenses related to our operations, including payment obligations under the Tax Receivable Agreement (and the cost of administering such payment obligations), which could be significant and some of which may be reimbursed by PKLP (excluding payment obligations under the Tax Receivable Agreement). We intend to cause PKLP to

make distributions to holders of ProKidney Common Units pro rata, in amounts sufficient to cover all applicable income taxes (calculated at assumed tax rates), relevant operating expenses, payments required to be made by us under the Tax Receivable Agreement and dividends, if any, declared by us. However, as discussed below, PKLP's ability to make such distributions may be subject to various limitations and restrictions including, but not limited to, restrictions on distributions that would either violate any contract or agreement to which PKLP is then a party, including debt agreements, or any applicable law, or that would have the effect of rendering PKLP insolvent. If our cash resources are insufficient to meet our obligations under the Tax Receivable Agreement and to fund our obligations, we may be required to incur additional indebtedness to provide the liquidity needed to make such payments, which could materially adversely affect its liquidity and financial condition and subject us to various restrictions imposed by any such lenders. To the extent that we are unable to make payments under the Tax Receivable Agreement for any reason, such payments will be deferred and will accrue interest until paid; provided, however, that nonpayment for a specified period may constitute a material breach of a material obligation under the Tax Receivable Agreement and therefore accelerate payments due under the Tax Receivable Agreement, which could be substantial.

Additionally, although PKLP generally will not be subject to any entity-level U.S. federal income tax, it may be liable under federal tax legislation for adjustments to its tax return, absent an election to the contrary. In the event PKLP's calculations of taxable income are incorrect, its members, including ProKidney Corp., in later years may be subject to material liabilities pursuant to this federal legislation and its related guidance.

We anticipate that the distributions we will receive from PKLP may, in certain periods, exceed our actual tax liabilities and obligations to make payments under the Tax Receivable Agreement. The Board, in its sole discretion, may make any determination from time to time with respect to the use of any such excess cash so accumulated, which may include, among other uses, to pay dividends on ProKidney Class A ordinary shares. We will have no obligation to distribute such cash (or other available cash other than any declared dividend) to our shareholders.

Dividends on ProKidney Class A ordinary shares, if any, will be paid at the discretion of the Board, which will consider, among other things, our business, operating results, financial condition, current and expected cash needs, plans for expansion and any legal or contractual limitations on our ability to pay such dividends. Financing arrangements may include restrictive covenants that restrict our ability to pay dividends or make other distributions to our shareholders. Under the Irish LP Act, a limited partner of PKLP may lose its limited liability where such limited partner withdraws some or a part of his, her or its contribution to PKLP, in which circumstance he, she or it will be liable for debts and obligations of ProKidney up to the amount so withdrawn.

ProKidney's subsidiaries are generally subject to similar legal limitations on their ability to make distributions to ProKidney. If ProKidney does not have sufficient funds to make distributions, our ability to declare and pay cash dividends may also be restricted or impaired.

In certain circumstances, PKLP will be required to make distributions to us and the other holders of ProKidney Common Units, and the distributions that PKLP will be required to make may be substantial.

PKLP will generally be required from time to time to make pro rata distributions in cash to us and the other holders of ProKidney Common Units at certain assumed tax rates in amounts that are intended to be sufficient to cover the taxes on our and the other holders of ProKidney Common Units respective allocable shares of the taxable income of PKLP. As a result of (i) potential differences in the amount of net taxable income allocable to us and the other holders of ProKidney Common Units, (ii) the lower tax rate applicable to corporations than individuals, (iii) our status as a non-U.S. person and (iv) the use of an assumed tax rate (the highest effective marginal combined U.S. federal, state and local income tax rate prescribed for an individual or corporate resident of New York, New York) in calculating PKLP's distribution obligations, we may receive tax distributions significantly in excess of our tax liabilities and obligations to make payments under the Tax Receivable Agreement. We will determine in its sole discretion the appropriate uses for any excess cash so accumulated, which may include, among other uses, dividends, the payment of obligations under the Tax Receivable Agreement and the payment of other expenses. We will have no obligation to distribute such excess cash (or other available cash other than any declared dividend) to the holders of ProKidney Class A ordinary shares. No adjustments to the redemption or exchange ratio of ProKidney Common Units for ProKidney Class A ordinary shares will be made as a result of either (i) any cash dividend by us or (ii) any cash that we retain and do not distribute to our shareholders. To the extent that we do not distribute such excess cash as dividends on ProKidney Class A ordinary shares and instead, for example, holds such cash balances or lends them to PKLP, holders of ProKidney Common Units would benefit from any value attributable to such cash balances as a result of their ownership of ProKidney Class A ordinary shares following a redemption or exchange of their ProKidney Common Units.

Governmental authorities may question our intercompany transfer pricing policies or change their laws in a manner that could increase our effective tax rate or otherwise harm our business.

As a company with an international structure, we are subject to U.S. and foreign tax and transfer pricing laws, including those relating to the flow of funds and allocation of profit between subsidiaries. If tax authorities challenge our intercompany transfer pricing, our operations may be negatively impacted and our effective tax rate may increase. Tax rates vary from country to

country and if regulators determine that our profits in one jurisdiction should be increased, we might not be able to fully offset any associated increase in tax expense in the other jurisdiction, which would increase our effective tax rate. Additionally, within the Organization for Economic Cooperation and Development (“OECD”)/G20 Inclusive Framework on BEPS (“base erosion and profit shifting”) over 135 jurisdictions have agreed to implement minimum taxation. As separate taxing jurisdictions begin adopting these rules, we may need to change our international tax structure to maintain compliance with the new rules. Our effective tax rate may change as a result of the implementation of minimum taxation, depending on the footprint of global operations at the time of the change. Finally, we might not always be in compliance with all applicable customs, exchange control, value added tax and transfer pricing laws despite our efforts to be aware of and to comply with such laws. In such case, we may need to adjust our operating procedures and our business could be adversely affected.

Under the Tax Receivable Agreement, we are required to pay 85% of certain tax savings recognized by ProKidney Corp. as a result of the increases in tax basis of ProKidney assets attributable to the exchanges of ProKidney Common Units for ProKidney Class A ordinary shares and certain other tax benefits, and those payments may be substantial.

Holders of PKLP prior to the Closing (“Closing ProKidney Unitholders”) may exchange their ProKidney Common Units for ProKidney Class A ordinary shares or, subject to certain restrictions, cash, pursuant to the Exchange Agreement, dated as of July 11, 2022, by and among us, PKLP and the Closing ProKidney Unitholders (the “Exchange Agreement”), subject to certain conditions and transfer restrictions as set forth therein and in the Second Amended and Restated ProKidney Limited Partnership Agreement. These exchanges are expected to result in increases in our allocable share of the tax basis of the tangible and intangible assets of PKLP. These increases in tax basis may increase (for tax purposes) depreciation and amortization deductions and therefore reduce the amount of income or franchise tax that we would otherwise be required to pay in the future had such exchanges never occurred.

In connection with the Business Combination, we entered into the Tax Receivable Agreement, which generally provides for the payment by it of 85% of certain tax savings, if any, that we recognize as a result of these increases in tax basis and certain other tax attributes of PKLP and tax benefits related to entering into the Tax Receivable Agreement. These payments are the obligation of ProKidney Corp. and not of PKLP. The actual increase in our allocable share of ProKidney’s tax basis in its assets, as well as the amount and timing of any payments under the Tax Receivable Agreement, will vary depending upon a number of factors, including the timing of exchanges, the market price of the Class A ordinary share at the time of the exchange, the extent to which such exchanges are taxable and the amount and timing of the recognition of our income. Many of the factors that will determine the amount of payments that we will make under the Tax Receivable Agreement are outside of our control and such payments, if any, could be substantial and could have a material adverse effect on our financial condition. Even assuming, among other things, that there are no material changes in relevant tax law, that PKLP’s enterprise value is equal to the enterprise value that was agreed to in the Business Combination at the time all ProKidney Common Units are exchanged, and that there are significant future redemptions or exchanges of ProKidney Common Units, payments under the Tax Receivable Agreement are not expected to be material because PKLP does not currently (i) plan to migrate business operations to the United States, or (ii) otherwise anticipate tax benefits outside of the United States from redemptions or exchanges of ProKidney Common Units that would trigger obligations under the Tax Receivable Agreement based upon the intended operations of PKLP outside the United States. In addition, because PKLP does not currently have business operations in the United States and does not expect to generate significant operating revenues in the near future, if at all, payments under the Tax Receivable Agreement in the near future, if any, are not expected to be material. If, contrary to current intended business operations and strategy, the business operations are migrated to the United States, the business operations outside of the United States change, or there are material changes in relevant tax law, then payments under the Tax Receivable Agreement could be material. Any payments made by us under the Tax Receivable Agreement will generally reduce the amount of overall cash flow that might have otherwise been available to us. To the extent that we are unable to make timely payments under the Tax Receivable Agreement for any reason, the unpaid amounts will be deferred and will accrue interest until paid. Furthermore, our future obligation to make payments under the Tax Receivable Agreement could make it a less attractive target for an acquisition, particularly in the case of an acquirer that cannot use some or all of the tax benefits that may be deemed realized under the Tax Receivable Agreement.

In certain cases, payments under the Tax Receivable Agreement may exceed the actual tax benefits we realize or may be accelerated.

Payments under the Tax Receivable Agreement will be based on the tax reporting positions that we determine, and the IRS or any other taxing authorities may challenge all or any part of the tax basis increases, as well as other tax positions that we take, and a court may sustain such a challenge. In the event any tax benefits initially claimed by us are disallowed, the current Closing ProKidney Unitholders will not be required to reimburse us for any excess payments that may previously have been made under the Tax Receivable Agreement, for example, due to adjustments resulting from examinations by taxing authorities. Rather, excess payments made to such holders will be netted against any future cash payments otherwise required to be made by us, if any, after the determination of such excess. However, a challenge to any tax benefits initially claimed by us may not arise for a number of

years following the initial time of such payment or, even if challenged early, such excess cash payment may be greater than the amount of future cash payments that we might otherwise be required to make under the terms of the Tax Receivable Agreement and, as a result, there might not be future cash payments from which to net against. As a result, in certain circumstances we could make payments under the Tax Receivable Agreement in excess of our actual income or franchise tax savings, which could materially impair our financial condition.

Moreover, the Tax Receivable Agreement provides that, in the event that (i) we exercise our early termination rights under the Tax Receivable Agreement, (ii) the Tax Receivable Agreement is rejected by operation of law in a bankruptcy case, (iii) certain changes of control of ProKidney Corp. occur (as described in the Tax Receivable Agreement) or (iv) we are more than three months late in making a payment due under the Tax Receivable Agreement (unless we in good faith determine that we have insufficient funds to make such payment) or otherwise materially breach any of our material obligations under the Tax Receivable Agreement, our obligations under the Tax Receivable Agreement will accelerate, and we will be required to make an immediate lump-sum cash payment to the Closing ProKidney Unitholders equal to the present value of all forecasted future payments that would have otherwise been made under the Tax Receivable Agreement, which lump-sum payment would be based on certain assumptions, including those relating to our future taxable income. The lump-sum payment to the Closing ProKidney Unitholders could be substantial and could exceed the actual tax benefits that we realize subsequent to such payment because such payment would be calculated assuming, among other things, that we would be able to use the assumed potential tax benefits in future years, and that tax rates applicable to us would be the same as they were in the year of the termination.

There may be a material negative effect on our liquidity if the payments under the Tax Receivable Agreement exceed the actual income or franchise tax savings that we realize. Furthermore, our obligations to make payments under the Tax Receivable Agreement could also have the effect of delaying, deferring or preventing certain mergers, asset sales, other forms of business combinations or other changes of control. We may need to incur additional indebtedness to finance payments under the Tax Receivable Agreement to the extent our cash resources are insufficient to meet our obligations under the Tax Receivable Agreement as a result of timing discrepancies or otherwise. Such indebtedness may have a material adverse effect on our financial condition.

Finally, because we are a holding company with no operations of our own, our ability to make payments under the Tax Receivable Agreement depends on the ability of PKLP to make distributions to us. To the extent that we are unable to make payments under the Tax Receivable Agreement for any reason, such payments will be deferred and will accrue interest until paid, which could negatively impact our results of operations and could also affect our liquidity in periods in which such payments are made.

We are a Cayman Islands exempted company. The rights of our shareholders may be different from the rights of shareholders governed by the laws of U.S. jurisdictions.

We are a Cayman Islands exempted company. Our corporate affairs will continue to be governed by our Charter and by the laws of the Cayman Islands. The rights of shareholders and the responsibilities of members of the Board may be different from the rights of shareholders and responsibilities of directors in companies governed by the laws of U.S. jurisdictions. In the performance of its duties, the board of directors of a solvent Cayman Islands exempted company is required to consider that company's best interests, which may differ from the interests of one or more of its individual shareholders.

Item 1B. Unresolved Staff Comments.

None.

Item 2. Properties.

Our headquarters are located in Winston-Salem, North Carolina, where we lease approximately 38,400 square feet of office, manufacturing and research space, under a lease that expires in September 2026. We have leased approximately 2,700 square feet of additional office space in Winston-Salem, which serves as our principal executive offices. This lease commenced in April 2022 and is expected to expire in April 2027. There is an additional office located in Raleigh, North Carolina where we lease approximately 7,900 square feet, under a lease that expires in July 2027. We have also leased an additional 12,000 square feet of warehouse and office space in Winston-Salem, North Carolina under a lease which will expire in November 2027. Finally we have leased approximately 4,500 square feet of additional laboratory space in Morrisville, North Carolina under a lease which will expire in March 2028. We believe our facilities are adequate for our current needs and that suitable additional substitute space would be available if needed.

Item 3. Legal Proceedings.

From time to time, we may become involved in litigation or other legal proceedings. We are not currently a party to any litigation or legal proceedings that, in the opinion of our management, are likely to have a material adverse effect on our business.

Regardless of outcome, litigation can have an adverse impact on us because of defense and settlement costs, diversion of management resources and other factors.

Item 4. Mine Safety Disclosures.

Not applicable.

PART II

Item 5. Market for Registrant’s Common Equity, Related Stockholder Matters and Issuer Purchases of Equity Securities.

Market Information

Our Class A ordinary shares are listed on the Nasdaq Capital Market under the symbol “PROK”.

Dividend Policy

No cash dividends have ever been declared or paid on the common equity to date by the Company.

Holders

As of March 28, 2023, we had approximately 61,540,231 Class A ordinary shares issued and outstanding held by 39 holders of record and approximately 173,381,731 Class B ordinary shares issued and outstanding held by three holders of record. Because a large portion of our Class A ordinary shares are held by brokers, nominees and other institutions on behalf of shareholders, we are unable to estimate the total number of shareholders represented by these record holders. There is no public market for our Class B ordinary shares.

Unregistered Sales of Securities

Not applicable.

Securities Authorized for Issuance under Equity Compensation Plans

The following table summarizes information about our equity compensation plans as of December 31, 2022. The only awards that have been granted under the plan below are in the form of options and restricted stock unit awards related to our Class A ordinary shares.

	Number of Securities to be Issued Upon Exercise of Outstanding Options, Warrants and Rights (a)	Weighted average Exercise Price of Outstanding Options, Warrants and Rights (b)	Number of Securities Remaining Available for Future Issuance Under Equity Compensation Plans (excluding securities reflected in column (a)) (c)
Equity compensation plans approved by security holders			
ProKidney Corp. 2022 Incentive Equity Plan	5,865,108	\$ 10.30	18,288,915
ProKidney Corp. Employee Stock Purchase Plan	–	–	4,830,806
Equity compensation plans not approved by security holders	8,369,795	7.08	–
Total	14,234,903		23,119,721

Issuer Purchases of Equity Securities

There have been no repurchases of the Company’s Class A ordinary shares during the fourth quarter of the fiscal year 2022.

Item 6. RESERVED.

Item 7. Management’s Discussion and Analysis of Financial Condition and Results of Operations.

As used in this Annual Report on Form 10-K, the “Company”, the “Registrant”, “we” or “us” refer to ProKidney Corp. and its subsidiaries. The following discussion and analysis of our financial condition and results of operations should be read in conjunction with our financial statements and related notes that appear elsewhere in this report. In addition to historical financial information, the following discussion contains forward-looking statements that reflect our plans, estimates, assumptions and beliefs. Our actual results

could differ materially from those discussed in the forward-looking statements. Factors that could cause or contribute to these differences include those discussed elsewhere in this report under “Part I—Item 1A, Risk Factors.” Forward-looking statements include information concerning our possible or assumed future results of operations, business strategies and operations, financing plans, potential growth opportunities, potential market opportunities, potential results of our drug development efforts or trials, and the effects of competition. Forward-looking statements include all statements that are not historical facts and can be identified by terms such as “anticipates,” “believes,” “could,” “seeks,” “estimates,” “expects,” “intends,” “may,” “plans,” “potential,” “predicts,” “projects,” “should,” “will,” “would” or similar expressions and the negatives of those terms. Given these uncertainties, you should not place undue reliance on these forward-looking statements. Also, forward-looking statements represent our management’s plans, estimates, assumptions and beliefs only as of the date of this report. Except as required by law, we assume no obligation to update these forward-looking statements publicly or to update the reasons actual results could differ materially from those anticipated in these forward-looking statements, even if new information becomes available in the future.

Overview

We are a clinical-stage biotechnology business with a transformative proprietary cell therapy platform capable of treating multiple chronic kidney diseases using a patient’s own cells isolated from the patient intended for treatment. Our approach seeks to redefine the treatment of chronic kidney disease (“CKD”), shifting the emphasis away from management of kidney failure to the restoration or improvement of kidney function to stop or delay progression of CKD. Our lead product candidate, which we refer to as REACT, is designed to preserve kidney function in a CKD patient’s diseased kidneys. REACT is a product that includes selected renal cells (“SRCs”) prepared from a patient’s own, autologous, renal cells. SRCs are formulated into a product for reinjection into the patient’s kidney using a minimally invasive outpatient procedure that can be repeated if necessary. Because REACT is a personalized treatment composed of cells prepared from a patient’s kidney, there is no need for treatment with immunosuppressive therapies, which are required during a patient’s lifetime when a patient receives a kidney transplant from another, allogeneic donor.

We are currently conducting a Phase 3 development program and multiple Phase 2 clinical trials for REACT in subjects with moderate to severe diabetic kidney disease. We are also conducting a Phase 1 clinical trial for REACT in subjects with congenital anomalies of the kidney and urinary tract (“CAKUT”). REACT has been generally well tolerated by subjects with moderate to severe diabetic kidney disease in Phase 1 and 2 clinical testing to date. It has also been shown to preserve kidney function in subjects based on measurements of iohexol renal clearance and UACR. REACT has received Regenerative Medicine Advanced Therapy (“RMAT”) designation from the United States Food and Drug Administration (the “FDA”).

Since our inception, we have devoted substantially all of our resources to raising capital, organizing and staffing our company, business and scientific planning, conducting discovery and research activities, acquiring or discovering product candidates, establishing and protecting our intellectual property portfolio, developing and progressing REACT and preparing for clinical trials, establishing arrangements with third parties for the manufacture of component materials, and providing general and administrative support for these operations. We do not have any product candidates approved for sale and have not generated any revenue from product sales.

The Business Combination

We entered into the business combination agreement, dated as of January 18, 2022 (the “Business Combination Agreement”) with Social Capital Suvretta Holdings Corp. III (“SCS”), a special purpose acquisition company, on January 18, 2022 (the “Business Combination”). Pursuant to the Business Combination Agreement, and upon the close of the transaction on July 11, 2022, SCS acquired ProKidney LP (“PKLP”) and its subsidiaries. As a result of the closing (the “Closing”) of the Business Combination, SCS’s name was changed to ProKidney Corp. After the Closing, the combined company is organized in an umbrella partnership-C corporation (a so called “Up-C”) structure, and the Company’s direct assets consist of common units in the combined company (“Post-Combination ProKidney Common Units”) and all of the issued and outstanding equity interests of ProKidney Corp. GP Limited (“New GP”), which became the general partner of PKLP upon the Closing. Substantially all of the operating assets and business of the Company are held or conducted indirectly through PKLP.

The Business Combination was accounted for as a common control transaction in accordance with accounting principles generally accepted in the United States of America (“GAAP”). Under the guidance in ASC 805, SCS was treated as the “acquired” company for financial reporting purposes. Accordingly, the Business Combination is reflected as the equivalent of PKLP issuing stock for the net assets of SCS, accompanied by a recapitalization whereby no goodwill or other intangible assets are recorded. Operations following the Business Combination are those of ProKidney Corp. The Business Combination had a significant impact on our future reported financial position and results as a consequence of the reverse capitalization.

The Business Combination resulted in gross proceeds of approximately \$596,537,000. This amount reflected a contribution of \$21,737,000 of cash held in SCS’ trust account, net of redemptions, and a \$574,800,000 concurrent private placement of Class A ordinary shares of the combined company, priced at \$10.00 per share (the “PIPE Placement”). Upon close, these proceeds were used to repay the outstanding balance of \$35,000,000 under the Company’s two promissory note agreements with certain holders of its Class A Units and related accrued interest. Additionally, the proceeds were used to pay those expenses previously incurred by SCS

related to the business combination of approximately \$21,029,000 as well as advisory and placement fees of approximately \$29,389,000 incurred in connection with the PIPE Placement.

Business Impact of the COVID-19 Pandemic

The global COVID-19 pandemic continues to rapidly evolve, and we will continue to monitor the COVID-19 situation closely. To date, our financial condition and operations have not been significantly impacted by the COVID-19 pandemic. However, we cannot, at this time, predict the specific extent, duration or full impact that the COVID-19 pandemic will have on our financial condition and operations, including our ongoing and planned clinical trials. The extent of the impact of the COVID-19 on our business, operations and clinical development timelines and plans remains uncertain and will depend on certain developments, including the duration and spread of the outbreak and its impact on our clinical trial enrollment, trial sites, contract research organizations (“CROs”), and other third parties with whom we do business, as well as its impact on regulatory authorities and our key scientific and management personnel. To the extent possible, we are conducting business as usual, with necessary or advisable modifications to employee travel as some of our employees are working remotely. We will continue to actively monitor the rapidly evolving situation related to COVID-19 and may take further actions that alter our operations, including those that may be required by federal, state or local authorities, or that we determine are in the best interests of our employees and other third parties with whom we do business. The development of our product candidates could be disrupted and materially adversely affected in the future by the COVID-19 pandemic. Our planned clinical trials also could be delayed due to government orders and site policies on account of the pandemic, and some patients may be unwilling or unable to travel to study sites, enroll in our trials or be unable to comply with clinical trial protocols if quarantines impede patient movement or interrupt healthcare services, which would delay our ability to conduct clinical trials or release clinical trial results and could delay our ability to obtain regulatory approval and commercialize REACT or any future product candidates. Furthermore, COVID-19 could affect our employees or the employees of research sites and service providers on whom we rely, including CROs, as well as those of companies with which we do business, including our suppliers, thereby disrupting our business operations. These and other events resulting from the COVID-19 pandemic could disrupt, delay, or otherwise adversely impact our business.

Other Trends and Uncertainties

In 2022, various central banks around the world (including the Federal Reserve in the United States) raised interest rates. While these rate increases have not had a significant adverse impact on the Company to date, the impact of such rate increases on the overall financial markets and the economy may adversely impact the Company in the future. In addition, the global economy has experienced and is continuing to experience high levels of inflation and global supply chain disruptions. We continue to monitor these supply chain, inflation and interest rate factors, as well as the uncertainty resulting from the overall economic environment.

In addition, although we have no operations in or direct exposure to Russia, Belarus and Ukraine, we have experienced limited constraints in availability and increasing costs required to obtain some materials and supplies due, in part, to the negative impact of the Russia-Ukraine military conflict on the global economy. To date, our business has not been materially impacted by the conflict, however, as the conflict continues or worsens, it may impact our business, financial condition or results of operations.

Financial Operations Overview

Revenue

We have not generated any revenue since our inception and do not expect to generate any revenue from the sale of products in the near future, if at all. If our development efforts for REACT or any other product candidates are successful and result in marketing approval, or if we enter into collaboration or license agreements with third parties, we may generate revenue in the future from a combination of product sales or payments from such agreements.

Expenses

Research and Development Expenses

Research and development expenses consist primarily of costs incurred in connection with our research and development activities, including the development of REACT.

Research and development costs include:

- external research and development expenses incurred under agreements with CROs and other scientific development services;
- costs of other outside consultants, including their fees and related travel expenses;
- costs related to compliance with quality and regulatory requirements;

- costs of laboratory supplies and acquiring and developing clinical trial materials;
- payments made under third-party licensing agreements;
- personnel-related expenses, including salaries, bonuses, benefits and stock-based compensation expenses, for individuals involved in research and development activities; and
- facilities, depreciation and other allocated expenses, which include direct and allocated expenses for rent, insurance and other internal operating costs.

We expense research and development costs as incurred. We recognize external development costs based on an evaluation of the progress to completion of specific tasks using information provided to us by our vendors. Payments for these activities are based on the terms of the individual agreements, which may differ from the pattern of costs incurred, and are reflected in our consolidated balance sheets as prepaid clinical or as a component of total accrued expenses and other. Nonrefundable advance payments for goods or services to be received in the future for use in research and development activities are deferred and capitalized, even when there is no alternative future use for the research and development. The capitalized amounts are recorded as prepaid clinical and are expensed as the related goods are delivered or the services are performed.

Research and development activities are central to our business model. We expect that our research and development expenses will increase significantly for the foreseeable future as REACT moves into later stages of clinical development.

The successful development of REACT and any product candidates we may develop in the future is highly uncertain. Therefore, we cannot reasonably estimate or know the nature, timing and estimated costs of the efforts that will be necessary to complete the development and commercialization of any of our product candidates. We are also unable to predict when, if ever, material net cash inflows will commence from the sale of REACT or potential future product candidates, if approved. This is due to the numerous risks and uncertainties associated with developing product candidates, many of which are outside of our control, including the uncertainty of:

- the timing and progress of non-clinical and clinical development activities;
- the number and scope of non-clinical and clinical programs we decide to pursue;
- our ability to maintain our current research and development programs and to establish new ones;
- establishing an appropriate safety profile;
- the number of sites and patients involved in our clinical trials;
- the countries in which the clinical trials are conducted;
- per patient trial costs;
- successful patient enrollment in, and the initiation of, clinical trials, as well as drop out or discontinuation rates, particularly in light of the current COVID-19 pandemic environment;
- the successful completion of clinical trials with safety, tolerability and efficacy profiles that are satisfactory to the FDA and comparable foreign regulatory authorities;
- the number of trials required for regulatory approval;
- the timing, receipt and terms of any regulatory approvals from applicable regulatory authorities;
- our ability to establish new licensing or collaboration arrangements;
- the performance of our future collaborators, if any;
- establishing commercial manufacturing capabilities or making arrangements with third-party manufacturers;
- significant and changing government regulation and regulatory guidance;
- the impact of any business interruptions to our operations or to those of the third parties with whom we work, particularly in light of the current COVID-19 pandemic environment;
- obtaining, maintaining, defending and enforcing patent claims or other intellectual property rights;
- the potential benefits of REACT over other therapies;
- launching commercial sales of REACT, if approved, whether alone or in collaboration with others; and

- maintaining a continued acceptable safety profile of REACT following approval.

Any changes in the outcome of any of these variables could mean a significant change in the costs and timing associated with the development of our product candidates. For example, if the FDA or another regulatory authority were to require us to conduct clinical trials beyond those that we anticipate will be required for the completion of clinical development of a product candidate, or if we experience significant delays in our clinical trials due to patient enrollment or other reasons, we would be required to expend significant additional financial resources and time on the completion of clinical development. We may never obtain regulatory approval for any of our product candidates.

General and Administrative Expenses

General and administrative expenses consist primarily of personnel-related costs, including salaries, bonuses, benefits and equity-based compensation expenses for individuals involved in our executive, finance, corporate and administrative functions, as well as expenses for outside professional services, including legal, audit, accounting and tax-related services and other consulting fees, facility-related expenses, which include depreciation costs and other allocated expenses for rent and maintenance of facilities, insurance costs, recruiting costs, travel expenses and other general administrative expenses.

We expect that our general and administrative expenses will increase significantly for the foreseeable future as our business expands and we hire additional personnel to support our operations. We also anticipate increased expenses associated with being a public company, including costs for legal, audit, accounting, investor and public relations, tax-related services, director and officer insurance, and regulatory costs related to compliance with the rules and regulations of the United States Securities and Exchange Commission (the “SEC”) as well as listing standards applicable to companies listed on a national securities exchange.

Other Income (Expense)

Other income consists primarily of interest income earned on cash and cash equivalents held in financial institutions.

Income Tax (Expense) Benefit

Income tax expense reflects federal and state taxes on income earned by our subsidiary that is organized as a C corporation for U.S. income tax purposes.

Results of Operations

In this section we discuss the results of our operations for the year ended December 31, 2022 compared to the year ended December 31, 2021. For a discussion of the year ended December 31, 2021 compared to December 31, 2020, please refer to the “Management’s Discussion and Analysis of Financial Condition and Results of Operations” section of our Registration Statement on Form S-1 filed with the U.S. Securities and Exchange Commission on August 9, 2022.

Comparison of Years Ended December 31, 2022 and 2021

The following table summarizes our results of operations for the years ended December 31, 2022 and 2021 (in thousands):

	Years Ended December 31,		
	2022	2021	Change
Operating expenses:			
Research and development	\$ 82,070	\$ 46,255	\$ 35,815
General and administrative	70,937	8,855	62,082
Total operating expense	153,007	55,110	97,897
Loss from operations	(153,007)	(55,110)	(97,897)
Interest income	5,983	2	5,981
Interest expense	(215)	–	(215)
Net loss before taxes	(147,239)	(55,108)	(92,131)
Income tax expense	896	38	858
Net and comprehensive loss before noncontrolling interest	(148,135)	(55,146)	(92,989)
Net loss and comprehensive loss attributable to noncontrolling interest	(40,103)	–	(40,103)
Net loss and comprehensive loss available to Class A ordinary shareholders	<u>\$ (108,032)</u>	<u>\$ (55,146)</u>	<u>\$ (52,886)</u>

Research and development expenses

The increase in research and development expenses of approximately \$35.8 million for the year ended December 31, 2022 compared to the year ended December 31, 2021 was primarily driven by the following:

- increase in costs of \$14.1 million related to equity-based payments for services rendered by a third-party in prior periods, as the cost of those payments was adjusted to the fair value of the awards issued upon their grant date in 2022;
- increases in equity-based compensation costs of approximately \$9.6 million due to additional awards granted to employees during 2022;
- increases in depreciation of \$1.0 million related to the completion of certain leasehold improvements in 2021;
- increases in cash-based compensation and recruitment costs of approximately \$6.5 million related to the hiring of additional employees in 2022;
- increases in costs related to manufacturing improvements of approximately \$3.8 million; and
- increases in other research and development costs related to professional fees and quality control of approximately \$2.0 million; offset by:
- decreases in the cost of clinical trials of approximately \$1.5 million related primarily to decreased costs for the Phase 3 trials which were incurring start-up costs in 2021.

General and administrative expenses

The increase in general and administrative expenses of approximately \$62.1 million for the year ended December 31, 2022 compared to the year ended December 31, 2021 was primarily driven by the following:

- increases in equity-based compensation of approximately \$33.0 million for Class B-1 Units sold at less than their fair value to employees, board members and other service providers of the Company;
- increases in equity-based compensation expense of approximately \$17.7 million which was driven by a modification to the existing awards as well as the grant of additional awards during 2022;
- increases in cash-based compensation and recruitment costs of approximately \$2.2 million due to the hiring of additional personnel;
- increases in professional service fees of approximately \$2.0 million incurred in connection with the Business Combination;
- increases of approximately \$4.8 million related to increases in director and officer insurance costs as related to operating as a public company; and
- increases in legal and professional fees of approximately \$2.5 million attributable, in part, to operating as a public company.

Interest income

The increase in interest income of approximately \$6.0 million for the year ended December 31, 2022 as compared to the year ended December 31, 2021, was driven by interest received on cash balances raised through the Business Combination and related PIPE financing coupled with higher interest rates.

Income tax expense

The increase in income tax expense of approximately \$0.9 million for the year ended December 31, 2022 as compared to the year ended December 31, 2021, was driven primarily by the impact of a provision of the Tax Cuts and Jobs Act of 2017 (the "TCJA") which became effective for tax years beginning after December 31, 2021. This provision requires specified research and development expenses to be capitalized and amortized ratably over a five-year period. The increase in the valuation allowance related to this capitalized expense is the primary driver of the income tax expense recognized during the year ended December 31, 2022.

Liquidity and Capital Resources

Sources of liquidity

Since our inception, we have not recognized any revenue and have incurred operating losses and negative cash flows from our operations. We have not yet commercialized any product and we do not expect to generate revenue from sales of any products for several years, if at all. From our inception through December 31, 2022, we funded our operations primarily through capital contributions from the holders of PKLP prior to the Closing and the proceeds obtained through the Business Combination and related PIPE financing.

We expect that the net proceeds from the Business Combination, together with our existing cash and cash equivalents at December 31, 2022, will enable us to fund our operating expenses and capital expenditure requirements through 2024. We have based this estimate on assumptions that may prove to be wrong and we could exhaust our capital resources sooner than we expect.

We expect our expenses to increase substantially if, and as, we:

- initiate and continue research and clinical development of our product candidates, including in particular our clinical trials for REACT;
- incur third-party manufacturing costs to support our non-clinical studies and clinical trials of our product candidate and, if approved, its commercialization;
- seek to identify and develop additional product candidates;
- make investment in developing internal manufacturing capabilities; and
- seek regulatory and marketing approvals for our product candidates.

In addition, we expect to incur additional costs associated with operating as a public company, including significant legal, audit, accounting, investor and public relations, regulatory, tax-related, director and officer insurance premiums and other expenses. Developing pharmaceutical products, including conducting clinical trials, is a time-consuming, expensive and uncertain process that takes years to complete, and we may never generate the necessary data or results required to obtain marketing approval for any product candidates or generate revenue from the sale of any product candidate for which we may obtain marketing approval. In addition, our product candidates, if approved, may not achieve commercial success. Our commercial revenues, if any, will be derived from sales of product that we do not expect to be commercially available for at least several years, if ever.

As a result, we will need substantial additional funding to support our continuing operations and pursue our growth strategy. Until such time as we can generate significant revenue from product sales, if ever, we expect to finance our operations through the public or private sale of equity, government or private party grants, debt financings or other capital sources, including potential collaborations with other companies or other strategic transactions. To the extent that we raise additional capital through the sale of equity or convertible debt securities, the ownership interest of our shareholders will be or could be diluted, and the terms of these securities may include liquidation or other preferences that adversely affect the rights of our unitholders. Debt financing and equity financing, if available, may involve agreements that include covenants limiting or restricting our ability to take specific actions, such as incurring additional debt, making capital expenditures or declaring dividends. If we are unable to obtain additional funding, we could be forced to delay, reduce or eliminate some or all of our research and development programs, product portfolio expansion or any commercialization efforts, which could adversely affect our business prospects, or we may be unable to continue operations. If we raise funds through strategic collaborations or other similar arrangements with third parties, we may have to relinquish valuable rights to our technology, future revenue streams, research programs or product candidates or may have to grant licenses on terms that may not be favorable to us and/or may reduce the value of our shares. Our ability to raise additional funds may be adversely impacted by potential worsening global economic conditions and disruptions to and volatility in the credit and financial markets in the United States and worldwide resulting from the ongoing COVID-19 pandemic or otherwise. Because of the numerous risks and uncertainties associated with product development, we cannot predict the timing or amount of increased expenses, and there is no assurance that we will ever be profitable or generate positive cash flow from operating activities.

Cash Flows

Cash Flows for the Years Ended December 31, 2022 and 2021

The following table provides information regarding our cash flows for the years ended December 31, 2022 and 2021 (in thousands):

	Years Ended December 31,	
	2022	2021
Net cash flows used in operating activities	\$ (77,089)	\$ (50,299)
Net cash flows used in investing activities	(1,738)	(5,191)
Net cash flows provided by financing activities	548,521	71,470
Net change in cash and cash equivalents	<u>\$ 469,694</u>	<u>\$ 15,980</u>

Operating Activities

Net cash used in operating activities was approximately \$77.1 million for the year ended December 31, 2022, reflecting a net loss of approximately \$148.1 million and uses driven by changes in working capital of approximately \$6.5 million. Such uses were partially offset by non-cash charges of \$77.5 million. The non-cash charges primarily consisted of equity-based compensation expense

of \$74.5 million and depreciation and amortization expense of \$3.0 million. The changes in working capital primarily relate to the timing of payments made to our vendors for services performed.

Net cash used in operating activities was approximately \$50.3 million for the year ended December 31, 2021, reflecting a net loss of \$55.1 million, partially offset by non-cash charges of \$2.7 million and a net change of \$2.2 million in our net working capital. The non-cash charges primarily consisted of depreciation and amortization of \$2.0 million and equity-based compensation expense of \$0.7 million.

The approximate \$26.8 million increase in cash used in operating activities for the year ended December 31, 2022 compared to the year ended December 31, 2021 was primarily driven by an increase in net loss after adjusting for the non-cash charges of approximately \$18.2 million coupled with the increased use of cash related to the timing of payments to our vendors.

Investing Activities

Net cash used in investing activities were approximately \$1.7 million and \$5.2 million for the years ended December 31, 2022 and 2021, respectively, which was primarily due to purchases of equipment and facility expansion.

Financing Activities

Net cash provided by financing activities was \$548.5 million and \$71.5 million for the years ended December 31, 2022 and 2021, respectively. The primary driver of the financing activities for the year ended December 31, 2022 was the proceeds received from the Business Combination. The driver of the financing activities for the 2021 period was the sales of Class A and B-1 Units in PKLP during the period.

Critical Accounting Policies and Significant Judgments and Estimates

Our management's discussion and analysis of financial condition and results of operations is based on our consolidated financial statements. Our consolidated financial statements are prepared in accordance with GAAP. The preparation of our consolidated financial statements and related disclosures requires us to make estimates and judgments that affect the reported amounts of assets, liabilities, costs and expenses, and the disclosure of contingent assets and liabilities in our consolidated financial statements. We base our estimates on historical experience, known trends and events and various other factors that we believe are reasonable under the circumstances, the results of which form the basis for making judgments about the carrying values of assets and liabilities that are not readily apparent from other sources. We evaluate our estimates and assumptions on an ongoing basis. Our actual results may differ from these estimates under different assumptions or conditions.

Our significant accounting policies are described in Note 2 to our audited consolidated financial statements included elsewhere in this Annual Report.

Recent Accounting Pronouncements

A description of recently issued accounting pronouncements that may potentially impact our financial position and results of operations is disclosed in Note 2 to our consolidated financial statements included in this Annual Report.

Off-Balance Sheet Arrangements

We did not have during the periods presented, and we do not currently have, any off-balance sheet arrangements, as defined in the rules and regulations of the SEC.

JOBS Act Accounting Election

We are an emerging growth company, as defined in the Jumpstart Our Business Startups Act of 2012, as amended (the "JOBS Act"). The JOBS Act provides that an emerging growth company can take advantage of an extended transition period for complying with new or revised accounting standards applicable to public companies, allowing them to delay the adoption of those standards until those standards would otherwise apply to private companies. We have elected to use this extended transition period under the JOBS Act. As a result, our consolidated financial statements may not be comparable to the financial statements of companies that are required to comply with the effective dates for new or revised accounting standards that are applicable to public companies, which may make our ordinary shares less attractive to investors.

Item 7A. Quantitative and Qualitative Disclosures About Market Risk.

We are a smaller reporting company as defined by Rule 12b-2 of the Exchange Act and are not required to provide the information otherwise required under this item.

Item 8. Financial Statements and Supplementary Data.

The information required by this Item is included in our Financial Statements and Supplementary Data listed in Item 15 of Part IV of this Annual Report.

Item 9. Changes in and Disagreements With Accountants on Accounting and Financial Disclosure.

Not applicable.

Item 9A. Controls and Procedures.

Evaluation of Disclosure Controls and Procedures

Under the supervision and with the participation of our Chief Executive Officer and Chief Financial Officer, management has evaluated the effectiveness of the design and operation of our disclosure controls and procedures (as defined in Rules 13a-15(e) or 15d-15(e) of the Securities Exchange Act of 1934) as of December 31, 2022. Based upon that evaluation, our Chief Executive Officer and Chief Financial Officer concluded that, as of December 31, 2022, our disclosure controls and procedures were effective in causing material information relating to us (including our consolidated subsidiaries) to be recorded, processed, summarized and reported by management on a timely basis and to ensure the quality and timeliness of our public disclosures with SEC disclosure obligations.

Our management, including our Chief Executive Officer and Chief Financial Officer, does not expect that our disclosure controls and procedures will prevent all errors and all fraud. A control system, no matter how well conceived and operated, can provide only reasonable, not absolute, assurance that the objectives of the control system are met. Further, the design of a control system must reflect the fact that there are resource constraints, and the benefits of controls must be considered relative to their costs. Because of the inherent limitations in all control systems, no evaluation of controls can provide absolute assurance that all control issues and instances of fraud, if any, with the Company have been detected. These inherent limitations include the realities that judgments in decision-making can be faulty and that breakdowns can occur because of simple error and mistake. Additionally, controls can be circumvented by the individual acts of some persons, by collusion of two or more people or by management override of controls.

The design of any system of controls also is based in part upon certain assumptions about the likelihood of future events, and there can be no assurance that any design will succeed in achieving its stated goals under all potential future conditions. Over time, a control may become inadequate because of changes in conditions or because the degree of compliance with the policies or procedures may deteriorate. Because of the inherent limitations in a cost-effective control system, misstatements due to error or fraud may occur and may not be detected.

Management's Annual Report on Internal Control Over Financial Reporting

Management is responsible for establishing and maintaining adequate internal control over financial reporting as defined in Rule 13a-15(f) under the Exchange Act. Our internal control over financial reporting is a process designed to provide reasonable assurance regarding the reliability of financial reporting and the preparation of financial statements for external reporting purposes in accordance with generally accepted accounting principles. Our internal control over financial reporting includes those written policies and procedures that:

- pertain to the maintenance of records that, in reasonable detail, accurately and fairly reflect the transactions and dispositions of assets;
- provide reasonable assurance that transactions are recorded as necessary to permit preparation of financial statements in accordance with generally accepted accounting principles;
- provide reasonable assurance that receipts and expenditures are being made only in accordance with management and director authorization; and
- provide reasonable assurance regarding prevention or timely detection of unauthorized acquisition, use or disposition of assets that could have a material effect on the consolidated financial statements.

Because of its inherent limitations, internal control over financial reporting may not prevent or detect misstatements. Also, projections of any evaluation of effectiveness to future periods are subject to the risk that controls may become inadequate because of changes in conditions, or that the degree of compliance with the policies or procedures may deteriorate.

Management assessed the effectiveness of our internal control over financial reporting as of December 31, 2022. Management based this assessment on criteria described in Internal Control - Integrated Framework (2013) issued by the Committee of Sponsoring Organizations of the Treadway Commission (COSO). Based on this assessment, management determined that as of December 31, 2022, we maintained effective internal control over financial reporting.

Changes to Internal Control over Financial Reporting

There have been no changes in our internal control over financial reporting during our most recent fiscal quarter that have materially affected, or are reasonably likely to materially affect, our internal control over financial reporting.

Website Availability of Reports and other Corporate Governance Information

The Company maintains a comprehensive corporate governance program, including Corporate Governance Guidelines for its Board of Directors, Board Guidelines for Assessing Director Independence and charters for its Audit Committee, Nominating and Corporate Governance Committee and Compensation Committee. The Company maintains a corporate website, www.prokidney.com, where stockholders and other interested persons may review, without charge, among other things, corporate governance materials and certain SEC filings, which are generally available on the same business day as the filing date with the SEC on the SEC's website <http://www.sec.gov>. The contents of our website are not made a part of this Annual Report.

Item 9B. Other Information.

Not applicable.

Item 9C. Disclosure Regarding Foreign Jurisdictions That Prevent Inspections.

Not applicable.

PART III

Item 10. Directors, Executive Officers and Corporate Governance.

The information required by this item is incorporated by reference to our Proxy Statement for the 2023 Annual Meeting of Shareholders to be filed with the SEC within 120 days of the fiscal year ended December 31, 2022. If the Proxy Statement is not filed within 120 days after the end of our fiscal year ended December 31, 2022, the information required by this item will be contained in the Form 10-K/A.

The following is a list of our directors and executive officers as of the date of this Annual Report.

<u>Name</u>	<u>Position</u>
Executive Officers:	
Tim Bertram, Ph.D.	Chief Executive Officer and Director
James Coulston, CPA	Chief Financial Officer
Deepak Jain, Ph.D.	Chief Operating Officer
Darin J. Weber, Ph.D.	Chief Regulatory Officer, SVP, Global Regulatory, Quality Management & Commercial
Todd C. Girolamo	Chief Legal Officer
Mary Weger	Chief People Officer
Joseph Stavvas	SVP, Global Head of Clinical Development and Interventional Procedures
Ashley Johns	SVP, Head of Global Clinical Operations
Non-Employee Directors:	
Pablo Legorreta	Chairman of the Board, Director
William F. Doyle	Director
Alan M. Lotvin, M.D.	Director
Brian J.G. Pereira, M.D.	Director
Uma Sinha, Ph.D.	Director
John M. Maraganore, Ph.D.	Director
José Ignacio Jimenez Santos	Director
Jennifer Fox	Director

Item 11. Executive Compensation.

The information required by this item is incorporated by reference to our Proxy Statement for the 2023 Annual Meeting of Shareholders to be filed with the SEC within 120 days of the fiscal year ended December 31, 2022. If the Proxy Statement is not filed within 120 days after the end of our fiscal year ended December 31, 2022, the information required by this item will be contained in the Form 10-K/A.

Item 12. Security Ownership of Certain Beneficial Owners and Management and Related Stockholder Matters.

The information required by this item is incorporated by reference to our Proxy Statement for the 2023 Annual Meeting of Shareholders to be filed with the SEC within 120 days of the fiscal year ended December 31, 2022. If the Proxy Statement is not filed within 120 days after the end of our fiscal year ended December 31, 2022, the information required by this item will be contained in the Form 10-K/A.

Item 13. Certain Relationships and Related Transactions, and Director Independence.

The information required by this item is incorporated by reference to our Proxy Statement for the 2023 Annual Meeting of Shareholders to be filed with the SEC within 120 days of the fiscal year ended December 31, 2022. If the Proxy Statement is not filed within 120 days after the end of our fiscal year ended December 31, 2022, the information required by this item will be contained in the Form 10-K/A.

Item 14. Principal Accounting Fees and Services.

The information required by this item is incorporated by reference to our Proxy Statement for the 2023 Annual Meeting of Shareholders to be filed with the SEC within 120 days of the fiscal year ended December 31, 2022. If the Proxy Statement is not filed within 120 days after the end of our fiscal year ended December 31, 2022, the information required by this item will be contained in the Form 10-K/A.

PART IV

Item 15. Exhibits and Financial Statement Schedules.

(a)(1) Financial Statements

The following documents are included on pages F-1 through F-22 attached hereto and are filed as part of this Annual Report on Form 10-K:

Report of Independent Registered Public Accounting Firm	F-2
Consolidated Balance Sheets as of December 31, 2022 and 2021	F-3
Consolidated Statements of Operations and Comprehensive Loss for the years ended December 31, 2022, 2021, and 2020	F-4
Consolidated Statements of Changes in Redeemable Noncontrolling Interest and Shareholders' Deficit / Members' Equity for the years ended December 31, 2022, 2021, and 2020	F-5
Consolidated Statements of Cash Flows for the Years ended December 31, 2022, 2021, and 2020	F-6
Notes to Consolidated Financial Statements	F-7

(a)(2) Financial Statement Schedules

Not Applicable.

(a)(3) List of Exhibits

Exhibit Number	Description
2.1	Business Combination Agreement, dated as of January 18, 2022, by and between ProKidney Corp. (formerly known as Social Capital Suvretta Holdings Corp. III) and ProKidney LP. (incorporated by reference from Exhibit 2.1 to Form 8-K filed with the SEC on January 21, 2022) (File No. 001-40560).
2.2	New GP Joinder, dated as of June 7, 2022 (incorporated by reference from Exhibit 2.2 to Form 8-K filed with the SEC on July 15, 2022) (File No. 001-40560).
3.1	Second Amended & Restated Memorandum and Articles of Association of ProKidney Corp. (incorporated by reference from Exhibit 3.1 to Form 8-K filed with the SEC on July 15, 2022) (File No. 001-40560).
4.1*	Description of registered securities
10.1	Tax Receivable Agreement, dated as of July 11, 2022, by and among ProKidney Corp. (formerly known as Social Capital Suvretta Holdings Corp. III), the TRA Party Representative (as defined therein) and the TRA Parties (as defined therein) (incorporated by reference from Exhibit 10.1 to Form 8-K filed with the SEC on July 15, 2022) (File No. 001-40560).
10.2	Exchange Agreement, dated as of July 11, 2022, by and among ProKidney Corp. (formerly known as Social Capital Suvretta Holdings Corp. III), ProKidney LP, acting through its general partner ProKidney Corp. GP Limited, and certain holders named therein (incorporated by reference from Exhibit 10.2 to Form 8-K filed with the SEC on July 15, 2022) (File No. 001-40560).
10.3	Lock-up Agreement, dated as of July 11, 2022, by and among ProKidney Corp. (formerly known as Social Capital Suvretta Holdings Corp. III), SCS Sponsor III LLC, the Sponsor Key Holders (as defined therein) and the ProKidney Holders (as defined therein) (incorporated by reference from Exhibit 10.3 to Form 8-K filed with the SEC on July 15, 2022) (File No. 001-40560).
10.4	Amended and Restated Registration Rights Agreement, dated as of July 11, 2022, by and among ProKidney Corp. (formerly known as Social Capital Suvretta Holdings Corp. III), SCS Sponsor III LLC, the ProKidney Holders (as defined therein), Marc Semigran, Uma Sinha, Sukumar Nagendran, David Spiegel and the Investor Stockholders (as defined therein) (incorporated by reference from Exhibit 10.4 to Form 8-K filed with the SEC on July 15, 2022) (File No. 001-40560).
10.5	Second Amended and Restated Limited Partnership Agreement for a Limited Partnership Called ProKidney LP, dated as of July 11, 2022, by and among Tolerantia, LLC, Control Empresarial de Capitales, S.A. de C.V., ProKidney Management Equity LLC, ProKidney Corp. (formerly known as Social Capital Suvretta Holdings Corp. III), ProKidney Corp. GP Limited and ProKidney GP Limited (incorporated by reference from Exhibit 10.5 to Form 8-K filed with the SEC on July 15, 2022) (File No. 001-40560).

- 10.6 Form of Subscription Agreement for Institutional Investors, dated as of January 18, 2022, by and between ProKidney Corp. (formerly known as Social Capital Suvretta Holdings Corp. III) and the subscriber parties thereto (incorporated by reference from Exhibit 10.1 to Form 8-K/A filed with the SEC on January 21, 2022) (File No. 001-40560).
- 10.7 Form of Subscription Agreement for Individual Investors, dated as of January 18, 2022, by and between ProKidney Corp. (formerly known as Social Capital Suvretta Holdings Corp. III) and the subscriber parties thereto (incorporated by reference from Exhibit 10.2 to Form 8-K/A filed with the SEC on January 21, 2022) (File No. 001-40560).
- 10.8 Sponsor Support Agreement, dated as of January 18, 2022, by and among ProKidney Corp. (formerly known as Social Capital Suvretta Holdings Corp. III), SCS Sponsor III LLC, ProKidney LP and the directors and officers named therein (incorporated by reference from Exhibit 10.3 to Form 8-K/A filed with the SEC on January 21, 2022) (File No. 001-40560).
- 10.9 Company Unitholder Support Agreement, dated as of January 18, 2022, by and among ProKidney Corp. (formerly known as Social Capital Suvretta Holdings Corp. III), ProKidney LP and the persons named therein (incorporated by reference from Exhibit 10.10 to Form 8-K filed with the SEC on July 15, 2022) (File No. 001-40560).
- 10.10 ProKidney Corp. 2022 Incentive Equity Plan (incorporated by reference from Exhibit 10.11 to Form 8-K filed with the SEC on July 15, 2022) (File No. 001-40560).
- 10.11 ProKidney Corp. Employee Stock Purchase Plan (incorporated by reference from Exhibit 10.12 to Form 8-K filed with the SEC on July 15, 2022) (File No. 001-40560).
- 10.12 Form of Indemnification Agreement, dated as of July 11, 2022, by and among ProKidney Corp. and its directors and executive officers (incorporated by reference from Exhibit 10.13 to Form 8-K filed with the SEC on July 15, 2022) (File No. 001-40560).
- 10.13†* Employment Agreement, dated as of December 3, 2022, by and between Dr. Timothy Bertram and ProKidney, LLC
- 10.14†* Employment Agreement, dated as of December 3, 2022 by and between James Coulston and ProKidney, LLC
- 10.15†* Employment Agreement, dated as of December 2, 2022 by and between Dr. Deepak Jain and ProKidney, LLC
- 10.16†* Employment Agreement, dated as of December 3, 2022 by and between Dr. Joseph Stavas and ProKidney, LLC
- 10.17†* Form of Director Stock Option Award
- 10.18†* Form of Employee Incentive Stock Option Award
- 10.19†* Incentive Stock Option Award Agreement, dated as of October 20, 2022, by and between Dr. Timothy Bertram and ProKidney Corp.
- 10.20†* ProKidney Corp. 2022 Director Compensation Policy
- 10.21 Master Services Agreement, dated February 15, 2021, by and between George Clinical PTY Limited and ProKidney (formerly RegenMed (Cayman) Ltd.) (incorporated by reference from Exhibit 10.13 to Form S-1 filed with the SEC on August 9, 2022) (File No. 333-266683).
- 10.22 Research, Development, Engineering Services and License Memorandum and Agreement, dated January 16, 2022, by and between ProKidney (formerly RegenMed (Cayman) Ltd.) and DEKA Products Limited Partnership (incorporated by reference from Exhibit 10.14 to Form S-1 filed with the SEC on August 9, 2022) (File No. 333-266683).
- 10.23 Master Agreement for Clinical Trials Services, dated April 2, 2020, by and between ProKidney (formerly RegenMed (Cayman) Ltd.) and Frenova, LLC (incorporated by reference from Exhibit 10.16 to Form S-1 filed with the SEC on August 9, 2022) (File No. 333-266683).
- 10.24 Master Services Agreement, dated May 1, 2019, by and between PPD Development, LP and ProKidney (formerly RegenMed (Cayman) Ltd.) (incorporated by reference from Exhibit 10.17 to Form S-1 filed with the SEC on August 9, 2022) (File No. 333-266683).
- 10.25 Master Services Agreement, dated August 14, 2015, by and between CTI Clinical Trial Services Inc. and RegenMedTX, LLC (incorporated by reference from Exhibit 10.18 to Form S-1 filed with the SEC on August 9, 2022) (File No. 333-266683).
- 10.26 Laboratory Service Agreement, dated August 16, 2016, by and among Covance Central Laboratory Services LP, Covance Central Laboratory Services SA` RL and ProKidney (formerly RegenMed (Cayman) Ltd.) (incorporated by reference from Exhibit 10.19 to Form S-1 filed with the SEC on August 9, 2022) (File No. 333-266683).
- 10.27 Laboratory Service Agreement, dated August 1, 2017, by and among Covance Central Laboratory Services LP, Covance Central Laboratory Services SA` RL and ProKidney (formerly RegenMed (Cayman) Ltd.) (incorporated by reference from Exhibit 10.20 to Form S-1 filed with the SEC on August 9, 2022) (File No. 333-266683).

- 10.28 Laboratory Service Agreement, dated June 21, 2019, by and among Covance Central Laboratory Services LP, Covance Central Laboratory Services SA` RL and ProKidney (formerly RegenMed (Cayman) Ltd.) (incorporated by reference from Exhibit 10.21 to Form S-1 filed with the SEC on August 26, 2022) (File No. 333-266683).
- 10.29 Laboratory Service Agreement, dated September 16, 2021, by and among Labcorp Central Laboratory Services LP, Labcorp Central Laboratory Services SA` RL and ProKidney (formerly RegenMed (Cayman) Ltd.) (incorporated by reference from Exhibit 10.22 to Form S-1 filed with the SEC on August 26, 2022) (File No. 333-266683).
- 10.30* Consulting Services Agreement, dated as of January 1, 2020 between ProKidney (formerly known as RegenMed (Cayman) Ltd. (d/b/a inRegen)) and Nefro Health.
- 10.31* Consulting Services Agreement, dated as of January 1, 2020 between ProKidney, LLC (formerly known as Twin City Bio LLC) and Nefro Health.
- 21.1* Subsidiaries of the Registrant
- 23.1* Consent of Ernst & Young LLP
- 31.1* Certification of Principal Executive Officer Pursuant to Rules 13a-14(a) and 15d-14(a) under the Securities Exchange Act of 1934, as Adopted Pursuant to Section 302 of the Sarbanes-Oxley Act of 2002.
- 31.2* Certification of Principal Financial Officer Pursuant to Rules 13a-14(a) and 15d-14(a) under the Securities Exchange Act of 1934, as Adopted Pursuant to Section 302 of the Sarbanes-Oxley Act of 2002.
- 32.1* Certification of Principal Executive Officer Pursuant to 18 U.S.C. Section 1350, as Adopted Pursuant to Section 906 of the Sarbanes-Oxley Act of 2002.
- 32.2* Certification of Principal Financial Officer Pursuant to 18 U.S.C. Section 1350, as Adopted Pursuant to Section 906 of the Sarbanes-Oxley Act of 2002.
- 101* The following materials from the Company's Annual Report on Form 10-K for the year ended December 31, 2022, formatted in iXBRL (Inline Extensible Business Reporting Language): (i) Consolidated Balance Sheets, (ii) Consolidated Statements of Operations, (iii) Consolidated Statements of Changes in Redeemable Noncontrolling Interest and Stockholders' Deficit, (iv) Consolidated Statements of Cash Flows and (v) Notes to Consolidated Financial Statements, tagged as blocks of text and including detailed tags.
- 104* The cover page from this Annual Report on Form 10-K for the year ended December 31, 2022, formatted in Inline XBRL.

† Management contract or compensatory plan or arrangement

* Filed herewith.

Item 16. Form 10-K Summary

None.

INDEX TO CONSOLIDATED FINANCIAL STATEMENTS

Report of Independent Registered Public Accounting Firm (PCAOB ID:42)	F-2
Consolidated Balance Sheets as of December 31, 2022 and 2021	F-3
Consolidated Statements of Operations and Comprehensive Loss for the years ended December 31, 2022, 2021, and 2020	F-4
Consolidated Statements of Changes in Redeemable Noncontrolling Interest and Shareholders' Deficit / Members' Equity for the years ended December 31, 2022, 2021, and 2020	F-5
Consolidated Statements of Cash Flows for the years ended December 31, 2022, 2021, and 2020	F-6
Notes to Consolidated Financial Statements	F-7

Report of Independent Registered Public Accounting Firm

To the Shareholders and the Board of ProKidney Corp.

Opinion on the Financial Statements

We have audited the accompanying consolidated balance sheets of ProKidney Corp. (the Company) as of December 31, 2022 and 2021, the related consolidated statements of operations and comprehensive loss, changes in redeemable noncontrolling interest and stockholders' deficit / members' equity and cash flows for the years then ended, and the related notes (collectively referred to as the "consolidated financial statements"). In our opinion, the consolidated financial statements present fairly, in all material respects, the financial position of the Company at December 31, 2022 and 2021, and the consolidated results of its operations and its cash flows for each of the years then ended, in conformity with U.S. generally accepted accounting principles.

Basis for Opinion

These financial statements are the responsibility of the Company's management. Our responsibility is to express an opinion on the Company's financial statements based on our audits. We are a public accounting firm registered with the Public Company Accounting Oversight Board (United States) (PCAOB) and are required to be independent with respect to the Company in accordance with the U.S. federal securities laws and the applicable rules and regulations of the Securities and Exchange Commission and the PCAOB.

We conducted our audits in accordance with the standards of the PCAOB. Those standards require that we plan and perform the audit to obtain reasonable assurance about whether the financial statements are free of material misstatement, whether due to error or fraud. The Company is not required to have, nor were we engaged to perform, an audit of its internal control over financial reporting. As part of our audits we are required to obtain an understanding of internal control over financial reporting but not for the purpose of expressing an opinion on the effectiveness of the Company's internal control over financial reporting. Accordingly, we express no such opinion.

Our audits included performing procedures to assess the risks of material misstatement of the financial statements, whether due to error or fraud, and performing procedures that respond to those risks. Such procedures included examining, on a test basis, evidence regarding the amounts and disclosures in the financial statements. Our audits also included evaluating the accounting principles used and significant estimates made by management, as well as evaluating the overall presentation of the financial statements. We believe that our audits provide a reasonable basis for our opinion.

/s/ Ernst & Young LLP

We have served as the Company's auditor since 2019.

Raleigh, North Carolina

March 28, 2023

ProKidney Corp.
Consolidated Balance Sheets
(in thousands, except share data)

	December 31, 2022	December 31, 2021
Assets		
Cash and cash equivalents	\$ 490,252	\$ 20,558
Prepaid assets	2,624	588
Prepaid clinical	10,459	6,100
Other current assets	1,384	25
Total current assets	504,719	27,271
Fixed assets, net	10,708	11,358
Right of use assets, net	2,356	1,241
Intangible assets, net	213	428
Total assets	<u>\$ 517,996</u>	<u>\$ 40,298</u>
Liabilities and Shareholders' Deficit/Members' Equity		
Accounts payable	\$ 3,044	\$ 2,834
Lease liabilities	493	267
Accrued expenses and other	7,336	9,213
Total current liabilities	10,873	12,314
Income tax payable, net of current portion	278	–
Lease liabilities, net of current portion	1,906	1,067
Total liabilities	13,057	13,381
Commitments and contingencies		
Redeemable noncontrolling interest	1,601,555	–
Shareholders' deficit / members' equity:		
Class A units (186,500,000 issued and outstanding at December 31, 2021)	–	186,500
Class B units (7,767,122 issued and outstanding at December 31, 2021)	–	1,927
Class A ordinary shares, \$0.0001 par value; 500,000,000 shares authorized; 61,540,231 issued and outstanding as of December 31, 2022	6	–
Class B ordinary shares, \$0.0001 par value; 500,000,000 shares authorized; 171,578,320 issued and outstanding as of December 31, 2022	18	–
Additional paid-in capital	7,476	–
Accumulated deficit	(1,104,116)	(161,510)
Total shareholders' deficit / members' equity	(1,096,616)	26,917
Total liabilities and shareholders' deficit/members' equity	<u>\$ 517,996</u>	<u>\$ 40,298</u>

The accompanying notes are an integral part of these consolidated financial statements.

ProKidney Corp.
Consolidated Statements of Operations and Comprehensive Loss
(in thousands, except for share and per share data)

	2022	2021	2020
Operating expenses			
Research and development	\$ 82,070	\$ 46,255	\$ 21,042
General and administrative	70,937	8,855	5,982
Total operating expenses	153,007	55,110	27,024
Operating loss	(153,007)	(55,110)	(27,024)
Other income (expense):			
Interest income	5,983	2	43
Interest expense	(215)	-	-
Net loss before income taxes	(147,239)	(55,108)	(26,981)
Income tax expense (benefit)	896	38	(232)
Net and comprehensive loss before noncontrolling interest	(148,135)	(55,146)	(26,749)
Net loss and comprehensive loss attributable to noncontrolling interest	(40,103)	-	-
Net loss and comprehensive loss available to Class A ordinary shareholders	<u>\$ (108,032)</u>	<u>\$ (55,146)</u>	<u>\$ (26,749)</u>
Weighted average Class A ordinary shares outstanding: ⁽¹⁾			
Basic and diluted	61,540,231		
Net loss per share attributable to Class A ordinary shares: ⁽¹⁾			
Basic and diluted	<u>\$ (0.23)</u>		

⁽¹⁾ For the year ended December 31, 2022, net loss per Class A ordinary share and weighted average Class A ordinary shares outstanding reflects the period from July 11, 2022 through December 31, 2022, the period following the Business Combination, as defined in Note 1. For more information refer to Note 8.

The accompanying notes are an integral part of these consolidated financial statements.

ProKidney Corp.
Consolidated Statements of Changes in Redeemable Noncontrolling Interest and Shareholders' Deficit / Members' Equity
(in thousands, except for share and per share data)

	Class A Units			Class B Units		Class A Ordinary Shares		Class B Ordinary Shares		Additional Paid-in Capital	Accumulated Deficit	Total Shareholders' Deficit / Members' Equity
	Redeemable Noncontrolling Interest	Units	Amount	Profits		Shares	Amount	Shares	Amount			
				Interests	Shares							
Balance as of December 31, 2019	\$ -	95,000,000	\$ 95,000	\$ 498	\$ -	\$ -	-	-	\$ -	-\$	-\$	15,883
Capital contribution	-	20,000,000	20,000	-	-	-	-	-	-	-	-	20,000
Equity-based compensation	-	-	-	730	-	-	-	-	-	-	-	730
Net loss	-	-	-	-	-	-	-	-	-	-	(26,749)	(26,749)
Balance as of December 31, 2020	-	115,000,000	115,000	1,228	-	-	-	-	-	-	(106,364)	9,864
Capital contribution	-	71,500,000	71,500	-	-	-	-	-	-	-	-	71,500
Equity-based compensation	-	-	-	699	-	-	-	-	-	-	-	699
Net loss	-	-	-	-	-	-	-	-	-	-	(55,146)	(55,146)
Balance as of December 31, 2021	-	186,500,000	186,500	1,927	-	-	-	-	-	-	(161,510)	26,917
Capital contribution	-	-	-	6,050	-	-	-	-	-	-	-	6,050
Equity-based compensation / payments prior to Business Combination	-	-	-	-	-	-	-	-	-	-	-	63,667
Net loss prior to the Business Combination	-	-	-	-	-	-	-	-	-	-	(93,632)	(93,632)
Effect of the Business Combination, including net proceeds of shares sold through the PIPE transaction	1,635,829	(186,500,000)	(186,500)	(71,644)	61,540,231	6	170,723,961	18	-	(834,574)	(1,092,694)	
Equity-based compensation after the Business Combination	6,150	-	-	-	-	-	-	-	7,155	-	-	7,155
Vesting of Class B restricted stock rights	-	-	-	-	-	-	854,359	-	-	-	-	-
Impact of equity transactions on redeemable noncontrolling interest	(321)	-	-	-	-	-	-	-	321	-	-	321
Net loss after the Business Combination	(40,103)	-	-	-	-	-	-	-	-	(14,400)	(14,400)	
Balance as of December 31, 2022	\$ 1,601,555	-	-\$	-	61,540,231	6	171,578,320	18	7,476	(1,104,116)	(1,096,616)	

The accompanying notes are an integral part of these consolidated financial statements.

ProKidney Corp.
Consolidated Statements of Cash Flows
(in thousands)

	Years Ended December 31,		
	2022	2021	2020
Cash flows from operating activities			
Net loss before noncontrolling interest	\$ (148,135)	\$ (55,146)	\$ (26,749)
Adjustments to reconcile net loss before noncontrolling interest to net cash flows used			
in operating activities:			
Depreciation and amortization	3,036	1,984	964
Equity-based compensation	74,469	699	730
Changes in operating assets and liabilities			
Prepaid and other assets	(7,231)	(5,704)	(809)
Accounts payable and accrued expenses	494	7,868	683
Income taxes payable	278	—	—
Net cash flows used in operating activities	(77,089)	(50,299)	(25,181)
Cash flows used in investing activities			
Proceeds from sale of equipment	—	1	—
Net cash from SCS	108	—	—
Purchase of equipment and facility expansion	(1,846)	(5,192)	(5,456)
Net cash flows used in investing activities	(1,738)	(5,191)	(5,456)
Cash flows from financing activities			
Payments on finance leases	(32)	(30)	(11)
Proceeds from Business Combination, including PIPE financing, net of associated costs			—
of \$37,856	542,503	—	
Borrowings under related party notes payable	35,000	—	—
Repayment of related party notes payable	(35,000)	—	—
Net cash contribution	6,050	71,500	20,000
Net cash flows provided by financing activities	548,521	71,470	19,989
Net change in cash and cash equivalents	469,694	15,980	(10,648)
Cash, beginning of period	20,558	4,578	15,226
Cash, end of period	<u>\$ 490,252</u>	<u>\$ 20,558</u>	<u>\$ 4,578</u>
Supplemental cash flow information:			
Cash paid during the period for income taxes, net of refunds	<u>\$ 1,950</u>	<u>\$ 68</u>	<u>\$ 145</u>
Supplemental disclosure of non-cash investing activities:			
Right of use assets obtained in exchange for lease obligations	<u>\$ 1,491</u>	<u>\$ —</u>	<u>\$ —</u>
Impact of equity transactions and compensation on redeemable noncontrolling interest	<u>\$ 5,828</u>	<u>\$ —</u>	<u>\$ —</u>
Equipment and facility expansion included in accounts payable and accrued expenses	<u>\$ 51</u>	<u>\$ 1,295</u>	<u>\$ 1,840</u>

The accompanying notes are an integral part of these consolidated financial statements.

ProKidney Corp.
Notes to Consolidated Financial Statements

Note 1: Description of Business and Basis of Presentation

Description of Business

ProKidney Corp. (the “Company” or “ProKidney”) was originally incorporated as Social Capital Suvretta Holdings Corp. III (“SCS”). SCS was a blank check company incorporated as a Cayman Islands exempted company on February 25, 2021. SCS was incorporated for the purpose of effecting a merger, share exchange, asset acquisition, share purchase, reorganization or similar business combination with one or more businesses.

On January 18, 2022, SCS executed a definitive business combination agreement (the “Business Combination Agreement”), with ProKidney LP (“PKLP”), a limited partnership under the laws and regulations of Ireland. Pursuant to the terms of the Business Combination Agreement, PKLP became a subsidiary of SCS and was organized in an umbrella partnership corporation (“Up-C”) structure, which would provide potential future tax benefits for SCS when the equity holders ultimately exchanged their pass-through interests for Class A ordinary shares. The transaction closed (the “Closing”) on July 11, 2022 (the “Closing Date”). Upon consummation of the transaction, SCS changed its name to ProKidney Corp.

The business combination between SCS and PKLP (the “Business Combination”) resulted in gross proceeds of approximately \$596,537,000. This amount reflected a contribution of \$21,737,000 of cash held in SCS’ trust account, net of redemptions, and a \$574,800,000 concurrent private placement of Class A ordinary shares of the combined company, priced at \$10.00 per share (the “PIPE Placement”). Upon close, these proceeds were used to repay the outstanding balance of \$35,000,000 under PKLP’s two promissory note agreements with certain holders of its Class A Units (the “Promissory Notes”) and related accrued interest. Additionally, the proceeds were used to pay those expenses previously incurred by SCS related to the Business Combination of approximately \$21,029,000 as well as advisory and placement fees of approximately \$29,389,000 incurred in connection with the PIPE Placement.

The Business Combination was accounted for as a reverse recapitalization transaction between entities under common control, through which PKLP was considered the accounting acquiror and predecessor entity. The Business Combination was reflected as the equivalent of PKLP issuing stock for the net assets of SCS accompanied by a recapitalization with no goodwill or intangible assets recognized.

ProKidney Corp., through its operating subsidiaries, ProKidney, which is incorporated under the Cayman Islands Companies Act (as amended) as an exempted company (“ProKidney-KY”) and ProKidney LLC, a limited liability company under the laws of Delaware (“ProKidney-US”) is focused on the development of its Renal Autologous Cell Therapy, which has the potential to preserve kidney function in patients with chronic kidney disease or delay or eliminate the need for dialysis and organ transplantation.

Principles of Consolidation

ProKidney is a holding company, and its principal asset is a controlling equity interest in PKLP and its wholly-owned operating subsidiaries ProKidney-KY and ProKidney-US. The Company has determined that PKLP is a variable-interest entity for accounting purposes and that ProKidney is the primary beneficiary of PKLP because (through its managing member interest in PKLP and the fact that the senior management of ProKidney is also the senior management of PKLP) it has the power and benefits to direct all of the activities of PKLP, which include those that most significantly impact PKLP’s economic performance. The Company has therefore consolidated PKLP’s results pursuant to Accounting Standards Codification Topic 810, “Consolidation” in its Consolidated Financial Statements. As of December 31, 2022, various holders own non-voting interests in PKLP, representing a 73.6% economic interest in PKLP, effectively restricting ProKidney’s interest to 26.4% of PKLP’s economic results, subject to increase in the future, should ProKidney purchase additional non-voting common units (“PKLP Units”) of PKLP, or should the holders of PKLP Units decide to exchange such units (together with shares of Class B ordinary shares) for Class A ordinary shares (or cash) pursuant to the Exchange Agreement (as defined in Note 5). The Company will not be required to provide financial or other support for PKLP. However, ProKidney will control its business and other activities through its ownership of 100% of the shares in ProKidney Corp. GP Limited (“New GP”), which is the managing member of PKLP. Nevertheless, because ProKidney will have no material assets other than its interests in PKLP and its subsidiaries, any financial difficulties at PKLP could result in ProKidney recognizing a loss.

All intercompany transactions and balances have been eliminated.

Reclassifications

To facilitate comparison of information across periods, certain reclassifications have been made to prior period amounts to conform to the current period’s presentation.

Going Concern

The accompanying consolidated financial statements have been prepared on a going concern basis, which contemplates the realization of assets and satisfaction of liabilities in the normal course of business. The Company performed an analysis of its ability to continue as a going concern. As of December 31, 2022, the Company had an accumulated deficit of \$1,104,116,000. The Company has generated losses from operations for each year since its inception. The Company intends to continue to conduct significant additional research, development, and clinical study activities which, together with expenses incurred for general and administrative purposes, are expected to result in continuing operating losses for the foreseeable future. The amount of future losses and when, if ever, the Company will achieve profitability are uncertain. The Company's ability to achieve profitability will depend, among other things, on successfully completing clinical studies, obtaining requisite regulatory approvals, establishing appropriate pricing for its product with payers, and raising sufficient funds to finance the Company's activities. No assurance can be given that the Company's clinical development efforts will be successful, that regulatory approvals will be obtained, or that the Company will be able to achieve appropriate pricing and market access or that profitability, if achieved, can be sustained.

The Closing provided additional liquidity to the Company totaling approximately \$511,912,000. The Company's primary source of liquidity is its cash and cash equivalents, which as of December 31, 2022, was \$490,252,000. This liquidity is considered sufficient to satisfy the Company's operating liabilities for a period greater than 12 months following the issuance date of these financial statements. As such, management considers that there is not substantial doubt about the Company's ability to continue as a going concern.

Note 2: Significant Accounting Policies

Use of Estimates

The preparation of consolidated financial statements, in accordance with GAAP, requires management to make certain estimates and assumptions that affect the reported amounts of assets and liabilities and disclosure of contingent liabilities at the date of the consolidated financial statements, and the amounts of expenses during the reported periods. Certain estimates in these consolidated financial statements have been made in connection with the calculation of research and development expenses, equity-based compensation expense and the provision for or benefit from income taxes. The Company bases its estimates on historical experience and various other assumptions, including in certain circumstances future projections, which management believes to be reasonable under the circumstances. Actual results could differ from those estimates. Changes in estimates are reflected in reported results in the period in which they become known.

Cash and Cash Equivalents

The Company considers all highly liquid investments with an original maturity of 90 days or less on the date of purchase to be cash equivalents. The carrying value of cash and cash equivalents approximates fair value due to the short-term nature of these items.

Concentrations of Credit Risk

Cash and equivalents are the primary financial instruments held by the Company that are potentially subject to concentrations of credit risk. The Company's cash and equivalents are deposited in accounts at large financial institutions, and such amounts may exceed federally insured limits.

Accrued Expenses

Accrued expenses as presented in the Consolidated Balance Sheets as of December 31, 2022 and December 31, 2021 consisted of the following (in thousands):

	December 31, 2022	December 31, 2021
Compensation	\$ 3,355	\$ 1,832
Clinical study related costs	1,636	2,031
Accrued legal costs	436	964
Manufacturing improvement costs	678	4,164
Accrued consulting and professional fees	1,210	73
Other accrued expenses	21	149
Total accrued expenses and other	<u>\$ 7,336</u>	<u>\$ 9,213</u>

Research and Development Costs

Research and development costs are expensed as incurred. Research and development expenses are comprised of costs incurred in performing research and development activities, including salaries, benefits, third party license fees, and external costs of outside vendors engaged to conduct manufacturing and preclinical development activities and clinical trials.

The Company records accruals based on estimates of services received, efforts expended, and amounts owed pursuant to contracts with numerous contract research organizations. In the normal course of business, the Company contracts with third parties to perform various clinical study activities in the ongoing development of potential products. The financial terms of these agreements are subject to negotiation and variation from contract to contract and may result in uneven payment flows. Payments under the contracts depend on factors such as the achievement of certain events and the completion of portions of the clinical study or similar conditions. The objective of the Company's accrual policy is to match the recording of expenses in its financial statements to the actual services received and efforts expended. As such, expense accruals related to clinical studies are recognized based on the company's estimate of the degree of completion of the event or events specified in the specific clinical study.

The Company records nonrefundable advance payments it makes for future research and development activities as prepaid expenses. Prepaid expenses are recognized as expense in the Consolidated Statement of Operations and Comprehensive Loss as the Company receives the related goods or services

Costs incurred in obtaining technology licenses are charged to research and development expense as purchased in-process research and development if the technology licensed has not reached technological feasibility and has no alternative future use.

Fixed Assets

Fixed assets are stated at cost, less accumulated depreciation. Generally, expenditures for maintenance and repairs are charged to expense and major improvements or replacements are capitalized. The Company computes depreciation and amortization using the straight-line method over the estimated useful life of the asset. Leasehold improvements are amortized over the lesser of, the life of the lease or the estimated useful life of the leasehold improvement. The estimated useful lives are as follows:

Computer equipment and software	3-5 years
Furniture and equipment	5-7 years
Leasehold improvements	remainder of lease term

Fixed assets consisted of the following (in thousands):

	December 31, 2022	December 31, 2021
Furniture and equipment	\$ 2,376	\$ 2,180
Computer equipment and software	889	569
Leasehold improvements	10,537	10,517
Construction in progress	1,614	351
Less: accumulated depreciation	(4,708)	(2,259)
Total fixed assets, net	<u>\$ 10,708</u>	<u>\$ 11,358</u>

Depreciation expense for the years ended December 31, 2022, 2021 and 2020 was \$2,448,000, \$1,452,000, and \$606,000, respectively.

Intangible Assets

Intangible assets are comprised of acquired assembled workforce, which are accounted for in accordance with ASC 350 - Intangibles - Goodwill and Other. The acquired assembled workforce is amortized on a straight-line basis over the useful life of five years. The following table summarizes information related to the Company's assembled workforce intangible asset (in thousands):

	December 31, 2022	December 31, 2021
Gross carrying amount	\$ 1,073	\$ 1,073
Accumulated amortization	860	645
Net carrying amount	<u>\$ 213</u>	<u>\$ 428</u>

Estimated amortization expense for the years ended December 31, 2023 and 2024 is \$208,000 and \$5,000, respectively. Amortization expense relating to the assembled workforce intangible asset was \$215,000, \$214,000 and \$215,000 for the years ended December 31, 2022, 2021 and 2020, respectively.

Impairment of Long-Lived Assets

Long-lived assets such as fixed assets and intangible assets subject to amortization are reviewed for impairment whenever events or changes in circumstances indicate that the carrying amount of an asset may not be recoverable. Recoverability of assets to be held and used is measured by a comparison of the carrying amount of an asset to estimated undiscounted future cash flows expected to be generated by the asset. If the carrying amount of an asset exceeds its estimated future cash flows, an impairment charge is recognized for the amount by which the carrying amount of the asset exceeds the fair value of the asset. No impairment charges have been recorded for the years ended December 31, 2022, 2021 and 2020.

Income Taxes

The Company uses the liability method in accounting for income taxes as required by ASC Topic 740 — Income Taxes, under which deferred tax assets and liabilities are recorded for the future tax consequences attributable to the differences between the financial statements carrying amounts of existing assets and liabilities and their respective tax bases. Deferred tax assets and liabilities are measured using enacted tax rates expected to apply to taxable income in the years in which those temporary differences are expected to be recovered or settled. The effect on deferred tax assets and liabilities of a change in tax rates is recognized in the results of operations in the period that includes the enactment date. A valuation allowance is recorded to reduce the carrying amounts of deferred tax assets unless it is more likely than not that such assets will be realized. The ultimate realization of deferred tax assets is dependent upon the generation of future taxable income during the periods in which those temporary differences become deductible. Management considers the scheduled reversal of deferred tax liabilities, available taxes in the carryback periods, projected future taxable income and tax planning strategies in making this assessment. Accordingly, the Company has provided a full valuation allowance to offset the net deferred tax assets at December 31, 2022 and December 31, 2021.

Interest and penalties related to income taxes are included in the benefit (expense) for income taxes in the Company's Consolidated Statements of Operations and Comprehensive Loss. The Company has not incurred any significant interest or penalties related to income taxes in any of the periods presented.

Fair Value Measurements

Fair value is defined as the price that would be received to sell an asset or paid to transfer a liability in the principal or most advantageous market for the asset or liability in an orderly transaction between market participants at the measurement date. A three-level fair value hierarchy that prioritizes the inputs used to measure fair value is described below. This hierarchy requires entities to maximize the use of observable inputs and minimize the use of unobservable inputs. The three levels of inputs used to measure fair value are as follows:

- Level 1 – Unadjusted quoted prices in active markets for identical assets or liabilities
- Level 2 – Inputs other than quoted prices included within Level 1 that are either directly or indirectly observable through correlation with market data
- Level 3 – Unobservable inputs that are supported by little or no market data, which require the reporting entity to develop its own assumptions

The carrying values of cash equivalents, accounts payable, and accrued liabilities approximate fair value due to the short-term nature of these instruments.

Leases

The Company determines if an arrangement is a lease at inception. Balances recognized related to the Company's operating and finance leases are included in right-of-use assets, net and lease liabilities in the Consolidated Balance Sheets. Right of use assets and lease liabilities are recognized based on the present value of the future minimum lease payments over the lease term at commencement date. Variable payments directly related to the use of the assets and future adjustments of payments based on indices are recognized in the period of incurrence or change and are not included in the lease payments at the initial measurement date. Lease terms may include options to extend or terminate the lease if it is reasonably certain that the Company will exercise the option. As most of the Company's leases do not provide an implicit rate, the Company uses its incremental borrowing rate based on the information available at the commencement date in determining the present value of future payments. The right of use asset also includes any lease payments made and excludes lease incentives and initial direct costs incurred. The Company has elected a practical expedient to not separate its lease and non-lease components and instead account for them as a single lease component. Leases with a term of 12 months or less are not recorded on the balance sheet.

Lease expense for minimum lease payments is recognized on a straight-line basis over the lease term. Lease payments for short-term leases are recorded to operating expense on a straight-line basis and variable lease payments are recorded in the period in which the obligation for those payments is incurred.

Contingent Liabilities

The Company records reserves for contingent liabilities when it is probable that an asset has been impaired or a liability has been incurred at the date of the financial statements, and the amount of the loss can be reasonably estimated.

Equity-Based Compensation

Compensation expense for share-based compensation awards issued is based on the fair value of the award at the date of grant. The Company records forfeitures of share-based compensation awards as they occur. The Company's share based compensation program grants awards that have included the following: 1) profits interests in ProKidney LP which, at close of the Business Combination, were converted into paired interests consisting of (i) Class B ordinary shares or Class B restricted stock rights and (ii) Common Units or Restricted Common Units of ProKidney LP (collectively referred to as "Legacy Profits Interests"); 2) restricted stock units issued by SCS ("Legacy SCS Awards"); 3) time-vested stock options issued by ProKidney Corp.; and 4) market-vested stock options issued by ProKidney Corp.

The grant date fair value of time-vested stock option awards is estimated using the Black-Scholes option pricing formula. The grant date fair values of the Legacy Profits Interests and Legacy SCS Awards are based on the market value of the issuer's shares or member units, as applicable, on the date of grant. Compensation expense related to time-vested stock options, Legacy Profits Interests and Legacy SCS Awards are recognized on a straight-line basis over the applicable service period.

The grant date fair value of market-vested stock option awards is estimated using the Geometric Brownian Motion/Monte Carlo model. Share-based compensation expense related to these awards is recognized ratably for each vesting tranche over the derived service period regardless of whether the award achieves the market condition and will only be adjusted to the extent the service condition is not met.

Due to the lack of sufficient historical trading information with respect to its own shares, the Company estimates expected volatility based on a portfolio of selected stocks of companies believed to have market and economic characteristics similar to its own. The risk-free rate is based on the U.S. Treasury yield curve in effect at the time of grant. Due to a lack of historical exercise data, the Company estimates the expected life of its outstanding stock options using the simplified method specified under Staff Accounting Bulletin Topic 14.D.2 for awards without market conditions.

Defined Contribution Plan

The Company sponsors a 401(k) plan for its ProKidney-US employees and a defined contribution plan for its ProKidney-KY employees. Full-time employees are eligible to participate in these plans. The Company matches 50% of participating ProKidney-US employees' contributions up to 8% of salary and contributes 7% of ProKidney-KY employee salaries to the respective plans. The Company's cost related to these defined contribution plans were \$267,000, \$169,000 and \$139,000 for the years ended December 31, 2022, 2021 and 2020, respectively.

Segments

The Company operates in only one segment.

Recently Adopted Accounting Pronouncements

In February 2016, the FASB issued ASU No. 2016-02, Leases (Topic 842), which requires lessees to recognize a right-of-use asset and a liability on the balance sheet for all leases, with the exception of short-term leases. The lease liability will be equal to the present value of lease payments, and the right-of-use asset will be based on the lease liability, subject to adjustment such as for initial direct costs. Leases will continue to be classified as either operating or finance leases in the income statement. The Company early adopted ASU No. 2016-02, Leases (Topic 842), as of January 1, 2021. For additional detail, see Note 4, Leases.

Note 3: Income Taxes

ProKidney is considered to be an exempted Cayman Islands company and is presently not subject to income taxes or income tax filing requirements in the Cayman Islands or the United States.

The Company's subsidiary, PKLP, is organized as a limited partnership and is classified as a partnership for U.S. income tax purposes, and as such, only records a provision for federal and state income taxes on its subsidiaries organized as C corporations or which have elected to be treated as corporations for U.S. federal income tax purposes.

The Company's subsidiary, ProKidney-US, is treated as a C corporation, and therefore a provision for federal and state taxes has been recorded.

The Company's subsidiary, ProKidney-KY, has been granted, by the Government in Council of the Cayman Islands, tax concessions under an undertaking certificate exempting it from any tax levied on profits, income, gains or appreciations in relation to its operations or in the nature of estate duty or inheritance tax for a period of twenty years from January 20, 2016. ProKidney-KY elected to be treated as an entity disregarded from its owner for U.S. tax purposes, and as a result, it has not recorded an income tax provision.

The provision for income tax expense consisted of the following for the years ended December 31, 2022, 2021 and 2020 (in thousands):

	December 31, 2022	December 31, 2021	December 31, 2020
Current:			
Federal	\$ 896	\$ 72	\$ (242)
State	—	(34)	10
Total current income tax expense (benefit)	896	38	(232)
Deferred:			
Federal	—	—	—
State	—	—	—
Total deferred income tax expense (benefit)	—	—	—
Income tax expense (benefit)	<u>\$ 896</u>	<u>\$ 38</u>	<u>\$ (232)</u>

The difference between the statutory rate for U.S. statutory rate of 21% and the effective income tax rate was as follows:

	December 31, 2022	December 31, 2021	December 31, 2020
Current:			
Income taxes at statutory rate	21.0%	21.0%	21.0%
State taxes, net of federal benefit	—	—	—
Non-taxed income	(18.4)	(21.4)	(21.5)
Federal Credits	0.8	1.8	2.3
Share-based compensation	(2.4)	—	—
Provision to return adjustment	—	—	0.2
Change in valuation allowance	(1.4)	(1.3)	(1.1)
Other	(0.2)	(0.2)	—
Effective income tax rate	<u>(0.6)%</u>	<u>(0.1)%</u>	<u>0.9%</u>

Components of the Company's deferred tax assets and liabilities included in the consolidated balance sheet consisted of the following (in thousands):

	December 31, 2022	December 31, 2021
Deferred tax assets:		
Accrued compensation	\$ 678	\$ 376
Federal credit carryforwards	227	939
Leases	10	28
Share-based compensation	637	–
Research and experimental costs capitalized	3,504	–
Start-up costs	35	39
Deferred tax assets before valuation allowance	5,091	1,382
Valuation allowance	3,332	1,237
Total deferred tax assets	<u>\$ 1,759</u>	<u>\$ 145</u>
Deferred tax liabilities:		
Intangible assets	\$ 45	\$ 90
Fixed assets	1,708	47
Prepaid expenses	6	8
Total deferred income tax liabilities	<u>1,759</u>	<u>145</u>
Net deferred tax asset	<u>\$ –</u>	<u>\$ –</u>

For tax years beginning after December 31, 2021, the Tax Cut and Jobs Act of 2017 (the “TCJA”) requires specified research and development expenses to be capitalized and amortized ratably over a five-year period. The increase in the valuation allowance related to this capitalized expense is the primary driver of income tax expense recognized during the year ended December 31, 2022.

As discussed in Note 5, the Company is party to a tax receivable agreement with a related party which provides for the payment by the Company to holders of PKLP prior to the Closing (“Closing ProKidney Unitholders”) of 85% of the amount of cash savings, if any, in U.S. federal, state and local income tax or franchise tax that the Company actually realizes (or, in some circumstances, the Company is deemed to realize) as a result of certain transactions. As no transactions have occurred which would trigger a liability under this agreement, the Company has not recognized any liability related to this agreement as of December 31, 2022.

In assessing the realizability of deferred tax assets, management considers whether it is more likely than not that some portion of the deferred tax assets will be realized. The ultimate realization of deferred tax assets is dependent upon the generation of future taxable income during the periods in which those temporary differences become deductible. Management considers the scheduled reversal of deferred tax liabilities, available taxes in the carryback periods, projected future taxable income and tax planning strategies in making this assessment. Accordingly, management has concluded that it is not more likely than not that it will recognize the deferred tax assets, and the Company has provided a valuation allowance of \$3,332,000 and \$1,237,000, respectively for December 31, 2022 and 2021, to offset the net deferred tax assets.

The Company has \$174,000 in Research Credit Carryforwards that begin to expire in 2042.

A reconciliation of the beginning and ending amount of total unrecognized tax benefits for the years ended December 31, 2022 and 2021 consisted of the following (in thousands):

	December 31, 2022	December 31, 2021
Unrecognized tax benefits (gross):		
Benefits at the beginning of the year	\$ 180	\$ –
Increase related to prior year tax positions	9	94
Decrease related to prior year tax positions	–	–
Increase related to current year tax positions	122	86
Benefits at the end of the year	<u>\$ 311</u>	<u>\$ 180</u>

There were no net unrecognized tax benefits as of December 31, 2022 which, if recognized, would affect our effective tax rate. We expect none of the gross unrecognized tax benefits will decrease within the next year.

In March 2020, the World Health Organization declared coronavirus (COVID-19) a global pandemic. This contagious disease outbreak, which continued to spread, and the related adverse public health developments, have adversely affected work forces, economies and financial markets globally. As a result, governments around the world have enacted legislation to provide aid and stimulate economies. In the U.S., The Coronavirus, Aid, Relief and Economic Security Act (“CARES Act”), was enacted on March 27, 2020, The Consolidated Appropriations Act, 2021 was enacted on December 27, 2020, and the American Rescue Plan Act of 2021 was enacted on March 11, 2021. All of these acts included both income tax and non-income tax provisions to assist companies. No provisions in these acts had a material impact on the income tax provision or any other area of the Company’s financial statements.

Tax years 2019 through 2022 remain subject to examination by federal and state authorities.

Note 4: Leases

In February 2016, the FASB issued ASU 2016-02: Leases (Topic 842). This ASU requires a lessee to recognize a right-of-use asset and a lease liability on its balance sheet for most operating leases. ASU 2016-02 is effective for annual and interim periods beginning after December 15, 2018, including interim periods within those fiscal years. In July 2018, the FASB issued ASU 2018-11, Leases (Topic 842): Targeted Improvements, which provides companies with an additional optional transition method to apply the new standard to leases in effect at the adoption date through a cumulative effect adjustment. The Company adopted the new lease standard as of January 1, 2021 using the modified retrospective transition method.

The Company elected the package of practical expedients referenced in ASU 2016-02, which permits companies to retain original lease identification and classification without reassessing initial direct costs for existing leases. The Company also elected the practical expedient that exempts leases with an initial lease term of twelve months or less, as well as the practical expedient that allows companies to select, by class of underlying asset, not to separate lease and non-lease components. Adoption of this standard resulted in the recognition of a right-of-use asset and a lease liability on the Company's January 1, 2021 Consolidated Balance Sheet of \$1,560,000 and \$1,559,000, respectively. There was no material impact on the Company's Consolidated Statement of Operations and Comprehensive Loss.

The Company has operating leases for real estate (primarily office space) and certain equipment with various expiration dates. The Company also has finance leases for certain equipment. For the years ended December 31, 2022, 2021 and 2020, the Company's operating lease cost was \$551,000, \$434,000, and \$314,000, respectively. During the year ended December 31, 2022, cash paid for operating leases was \$514,000.

The following table summarizes the classification of operating and finance lease assets and obligations in the Company's Consolidated Balance Sheets as of December 31, 2022 and December 31, 2021 (in thousands):

	December 31, 2022	December 31, 2021
Operating leases:		
Right of use assets	\$ 2,285	\$ 1,139
Operating lease liabilities, current	\$ 458	\$ 235
Operating lease liabilities, noncurrent	1,858	985
Total operating lease liabilities	<u>\$ 2,316</u>	<u>\$ 1,220</u>
Finance leases:		
Right of use assets	\$ 71	\$ 102
Finance lease liabilities, current	\$ 35	\$ 32
Finance lease liabilities, noncurrent	48	82
Total finance lease liabilities	<u>\$ 83</u>	<u>\$ 114</u>

Maturities of lease liabilities for the Company's operating and finance leases are as follows as of December 31, 2022 (in thousands):

	Operating Leases	Finance Leases	Total
2023	\$ 643	\$ 40	\$ 683
2024	660	40	700
2025	665	11	676
2026	583	—	583
2027	260	—	260
Thereafter	—	—	—
Total lease payments	2,811	91	2,902
Less: imputed interest	(495)	(8)	(503)
Present value of lease liabilities	<u>\$ 2,316</u>	<u>\$ 83</u>	<u>\$ 2,399</u>

The weighted average remaining lease term for operating leases is 4.2 years, and 2.3 years for the finance lease. The weighted average discount rate is 8.9% and 8.5% for operating and finance leases, respectively.

Note 5: Related Party Transactions

Exchange Agreement

On the Closing Date, the Company entered into an exchange agreement with PKLP and certain Closing ProKidney Unitholders (the “Exchange Agreement”) pursuant to which, subject to the procedures and restrictions therein, from and after the waiver or expiration of any contractual lock-up period (including pursuant to the Lock-Up Agreement (as defined below)) the holders of Post-Combination ProKidney Common Units as defined in the Exchange Agreement (or certain permitted transferees thereof) would have the right from time to time at and after 180 days following the Closing to exchange their Post-Combination ProKidney Common Units and an equal number of Class B ordinary shares of the Company on a one-for-one basis for Class A ordinary shares of the Company (the “Exchange”); provided, that, subject to certain exceptions, the Company, at its sole election, subject to certain restrictions, may, other than in the case of certain secondary offerings, instead settle all or a portion of the Exchange in cash based on a volume weighted average price (“VWAP”) of a Class A ordinary share. The Exchange Agreement provides that, as a general matter, a holder of Post-Combination ProKidney Common Units will not have the right to exchange Post-Combination ProKidney Common Units if the Company determines that such exchange would be prohibited by law or regulation or would violate other agreements with the Company and its subsidiaries to which the holder of Post-Combination ProKidney Common Units may be subject, including the Second Amended and Restated ProKidney Limited Partnership Agreement and the Exchange Agreement.

Lock-Up Agreement

On the Closing Date, the Company, SCS Sponsor III LLC and certain Closing ProKidney Unitholders entered into a lock-up agreement (the “Lock-Up Agreement”). The Lock-Up Agreement contains certain restrictions on transfer with respect to the SCS Sponsor III LLC and the Closing ProKidney Unitholders party thereto. Such restrictions began at the Closing and would end on the earlier of (i) the date that is 180 days after the Closing and (ii)(a) for 33% of the Lock-Up Shares (other than the Earnout Shares and the Private Placement Shares), the date on which the last reported sale price of a Class A ordinary share of the Company equals or exceeds \$12.50 per share for any 20 trading days within any 30-trading day period commencing at least 30 days after the Closing and (b) for an additional 50% of the Lock-Up Shares (other than the Earnout Shares and the Private Placement Shares (as each such term is defined in the Lock-Up Agreement)), the date on which the last reported sale price of a Class A ordinary share of the Company equals or exceeds \$15.00 per share for any 20 trading days within any 30-trading day period commencing at least 30 days after the Closing. Notwithstanding the above, (i) the lock-up period for any Earnout Shares will expire not earlier than 180 days after such Earnout Shares are issued; (ii) 50% of the Lock-Up Shares held by certain Closing ProKidney Unitholders and their affiliates will remain locked up until the earlier of four years following the Closing and the date that PKLP receives notice of any regulatory market authorization, including full or conditional authorization, to market its lead product candidate, Renal Autologous Cell Therapy (but, in any event, not earlier than 180 days following the Closing or (in the case of Earnout Shares) the date of issuance); and (iii) the lock-up period for the Private Placement Shares expired 30 days after the Closing. The restrictions on transfer set forth in the Lockup Agreement are subject to customary exceptions.

During January 2023, the lock-up period for 50% of the shares held by the Closing ProKidney Unitholders (other than the Earnout Shares) expired.

Tax Receivable Agreement

On the Closing Date, the Company entered into a tax receivable agreement (the “Tax Receivable Agreement”) with the Closing ProKidney Unitholders. Pursuant to the Tax Receivable Agreement, among other things, the Company will be required to pay the Closing ProKidney Unitholders party thereto 85% of certain tax savings recognized by the Company, if any, as a result of the increases in tax basis attributable to exchanges by the Closing ProKidney Unitholders of Post-Combination ProKidney Common Units for Class A ordinary shares of the Company or, subject to certain restrictions, cash, pursuant to the Exchange Agreement and certain other tax attributes of PKLP and tax benefits related to entering into the Tax Receivable Agreement.

Earnout Rights

At the Closing, certain shareholders were issued an aggregate of 17,500,000 Earnout Restricted Common Units and 17,500,000 Earnout Restricted Stock Rights (collectively, the “Earnout Rights”). The Earnout Rights vest in three equal tranches if, during the five-year period after Closing, the VWAP of a Class A ordinary share reaches \$15.00 per share, \$20.00 per share and \$25.00 per share. Likewise, the Earnout Rights will vest upon a change of control with a per share price exceeding those same VWAP thresholds

within a five-year period immediately following the Closing. Upon vesting, the Earnout Rights will automatically convert into Post Combination ProKidney Common Units and Class B ordinary shares.

Related Party Debt

On January 18, 2022, in connection with the execution of the Business Combination Agreement, the Company entered into the Promissory Notes. Through such promissory notes, the holders could fund up to \$100,000,000 to support the operational financing needs of the Company prior to the Closing. These notes bore interest at a rate of 3% per annum and were due upon the earliest of either (i) the date on which the Business Combination closed or (ii) January 17, 2023.

Drawdowns on the Promissory Notes could be made in multiples of \$10,000 unless otherwise agreed upon. Once an amount was drawn down under the Promissory Notes, it was no longer available for future drawdown requests even if prepaid.

During the year ended December 31, 2022, the Company borrowed \$35,000,000 under the Promissory Notes. During the year ended December 31, 2022, the Company recognized interest expense of \$207,000, respectively related to the Promissory Notes. The amounts due under the Promissory Notes were paid, and the Promissory Notes were effectively terminated upon Closing as described in Note 1.

Consulting Services Agreement between ProKidney-KY and Nefro Health

On January 1, 2020, ProKidney-KY (formerly known as inRegen) entered into a consulting services agreement with Nefro Health (“Nefro”), an Irish partnership controlled and majority-owned by Mr. Pablo Legorreta, a director of the Company, pursuant to which Nefro provides consulting services for the research and development of the Company’s product candidates, including the conduct of clinical trials in North America and the European Union, the design and manufacturing of ProKidney’s product candidates as well as pre-commercialization activities, which are primarily performed by Mr. Legorreta. Under the agreement, Nefro receives \$25,000 per quarter and is reimbursed for any out-of-pocket expenses incurred in connection with activities Nefro conducted under the agreement. ProKidney-KY has paid Nefro an aggregate of \$100,000 for each of the years ended December 31, 2022, 2021 and 2020. The initial term of the consulting services agreement continued through December 31, 2020 and was renewed pursuant to the provision allowing for automatic renewals for additional periods of one year each unless terminated by either party by providing written notice to the other party at least ninety (90) days prior to the scheduled termination date. Either party may terminate this agreement upon the occurrence of a material breach by the other party in the performance of its obligations under the agreement or in respect of any provision, representation, warranty or covenant if such breach has not been cured within thirty (30) days after receiving written notice from the non-breaching party. Additionally, either of the parties may terminate the consulting services agreement for any reason upon giving thirty (30) days’ advance notice of such termination to the other party. In the event of such termination, ProKidney-KY will be obligated to pay Nefro any earned but unpaid consulting fee as of the termination date.

Consulting Services Agreement between ProKidney-US and Nefro Health

On January 1, 2020, ProKidney-US (formerly known as Twin City Bio, LLC) entered into a consulting services agreement with Nefro, pursuant to which Nefro provides consulting services for the research and development of the Company’s product candidates, including the conduct of clinical trials in North America and the European Union, the design and manufacturing of the Company’s product candidates as well as pre-commercialization activities, which are primarily performed by Mr. Pablo Legorreta. Under the agreement, Nefro receives \$25,000 per quarter and is reimbursed for any out-of-pocket expenses incurred in connection with activities Nefro conducted under the agreement. ProKidney-US has paid Nefro an aggregate of \$100,000 for each of the years ended December 31, 2022, 2021 and 2020. The initial term of the consulting services agreement continued through December 31, 2020 and was renewed pursuant to the provision allowing for automatic renewals for additional periods of one year each unless terminated by either party by providing written notice to the other party at least ninety (90) days prior to the scheduled termination date. Either party may terminate this agreement upon the occurrence of a material breach by the other party in the performance of its obligations under the agreement or in respect of any provision, representation, warranty or covenant if such breach has not been cured within thirty (30) days after receiving written notice from the non-breaching party. Additionally, either of the parties may terminate the consulting services agreement for any reason upon giving thirty (30) days’ advance notice of such termination to the other party. In the event of such termination, ProKidney-US will be obligated to pay Nefro any earned but unpaid consulting fee as of the termination date.

Note 6: Redeemable Noncontrolling Interest

The Company is subject to the Exchange Agreement with respect to the Post-Combination ProKidney Common Units representing the outstanding 73.6% noncontrolling interest in PKLP (see Note 1). The Exchange Agreement requires the surrender of an equal number of Post-Combination ProKidney Common Units and Class B ordinary shares for (i) Class A ordinary shares on a one-for-one basis or (ii) cash (based on the fair market value of the Class A ordinary shares as determined pursuant to the Exchange

Agreement), at the Company’s option (as the managing member of PKLP), subject to customary conversion rate adjustments for share splits, share dividends and reclassifications. The exchange value is determined based on a five-day VWAP of the Class A ordinary shares as defined in the Exchange Agreement, subject to customary conversion rate adjustments for share splits, share dividends and reclassifications.

The redeemable noncontrolling interest is recognized at the higher of (1) its initial fair value plus accumulated earnings/losses associated with the noncontrolling interest or (2) the redemption value as of the balance sheet date. At December 31, 2022, the redeemable noncontrolling interest was recorded based on its initial fair value plus accumulated losses associated with the noncontrolling interest as this amount was higher than the redemption value as of the balance sheet date which was approximately \$1,116,011,000.

Changes in the Company’s ownership interest in PKLP while the Company retains its controlling interest in PKLP are accounted for as equity transactions, and the Company is required to adjust noncontrolling interest and equity for such changes. The following is a summary of net income attributable to the Company and transfers to noncontrolling interest:

	For the Period from July 11, 2022 through December 31, 2022
Net loss available to Class A ordinary shareholders	\$ (14,400)
(Increase)/Decrease in ProKidney Corp. accumulated deficit for impact of subsidiary equity-based compensation	6,150
(Increase)/Decrease in ProKidney Corp. additional paid-in capital for vesting of Restricted Common Units in ProKidney LP	(321)
Change from net loss available to Class A ordinary shareholders and change in ownership interest in ProKidney LP	<u>\$ (8,571)</u>

Note 7: Shareholders’ Equity

In conjunction with the Business Combination, 186,500,000 Class A Units and 27,100,937 Class B and B-1 Units of PKLP were converted into an aggregate of 170,723,961 Class B ordinary shares of the Company and 9,276,039 Restricted Stock Rights in the Company (the “Restricted Stock Rights”).

Subsequent to the Business Combination, the Company’s authorized share capital consists of 1,005,000,000 shares including (i) 500,000,000 Class A ordinary shares, par value \$0.0001 per share, (ii) 500,000,000 Class B ordinary shares, par value \$0.0001 per share and (iii) 5,000,000 preference shares, par value \$0.0001 per share.

Rights of Class A Ordinary Shares

Each holder of Class A ordinary shares is entitled to one vote for each Class A ordinary share held of record by such holder on all matters on which shareholders generally are entitled to vote.

Subject to preferences that may be applicable to any outstanding preference shares, the holders of Class A ordinary shares are entitled to receive ratably such dividends, if any, as may be declared from time to time by the Board out of funds legally available therefor. All dividends are subject to certain restrictions under Cayman Islands law, namely that we may only pay dividends out of profits or share premium account, and provided always that, in no circumstances may a dividend be paid if this would result in us being unable to pay our debts as they fall due in the ordinary course of business.

In the event of any voluntary or involuntary liquidation, dissolution or winding up of our affairs, the holders of the Company’s Class A ordinary shares are entitled to share ratably in all assets remaining after payment of our debts and other liabilities, subject to prior distribution rights of preference shares or any class or series of shares having a preference over the Company’s Class A ordinary shares, then outstanding, if any.

Rights of Class B Ordinary Shares

Each holder of the Company’s Class B ordinary shares is entitled to one vote for each Class B ordinary share held of record by such holder on all matters on which shareholders generally are entitled to vote. The holders of the Company’s Class B ordinary shares will not participate in any dividends declared by our board of directors.

In the event of any voluntary or involuntary liquidation, dissolution or winding up of our affairs, the holders of our Class B ordinary shares are entitled to a ratable amount equal to the capital paid up on such Class B ordinary shares of all assets remaining after payment of our debts and other liabilities, subject to prior distribution rights of preference shares or any class or series of shares

having a preference over the Company's Class B ordinary shares, then outstanding, if any. The Company's Class B ordinary shares shall not carry any other right to participate in our profits or assets.

Earnout Rights

At the closing of the Business Combination, certain shareholders were issued an aggregate of 17,500,000 Earnout Rights. The Earnout Rights vest in three equal tranches if, during the five-year period after Closing, the VWAP of a Class A ordinary share reaches \$15.00 per share, \$20.00 per share and \$25.00 per share. Likewise, the Earnout Rights will vest upon a change of control with a per share price exceeding those same VWAP thresholds within a five-year period immediately following the Closing. Upon vesting, the Earnout Rights will automatically convert into Post-Combination ProKidney Common Units and Class B ordinary shares.

The issuance of the Earnout Rights was accounted for as an equity transaction. Since the Earnout Rights were issued to Closing ProKidney Unitholders (i.e., the accounting acquirer in the business combination), the accounting for the Earnout Rights arrangement does not fall under Accounting Standards Codification ("ASC") Topic 805, Business Combinations nor Topic 718, Stock Compensation.

The accounting for the Earnout Rights was also evaluated under ASC Topic 480, Distinguishing Liabilities from Equity, to determine if the arrangement should be classified as a liability. Based on that analysis, it was determined that the Earnout Rights did not meet the criteria to be accounted for as a liability. Additionally, the Earnout Rights were evaluated under ASC Topic 815, Derivatives. As part of that analysis, it was determined that the Earnout Rights met the definition of a derivative; however, they meet the scope exception criteria as they were clearly and closely related to the entity's own stock, and met the criteria for equity treatment.

Note 8: Net Loss per Share

Basic net loss per share is calculated by dividing net loss attributable to Class A ordinary shareholders by the weighted-average shares of Class A ordinary shares outstanding without the consideration for potential dilutive securities. Diluted net loss per share represents basic net loss per share adjusted to include the effects of all potentially dilutive shares. Diluted net loss per share is the same as basic loss per share for all periods as the inclusion of potentially issuable shares would be antidilutive.

The Company analyzed the calculation of net loss per share for periods prior to the Business Combination on July 11, 2022 and determined that it resulted in values that would not be meaningful to the users of the consolidated financial statements, as the capital structure completely changed as a result of the Business Combination. Therefore, net loss per share information has not been presented for periods prior to the Business Combination. The basic and diluted net loss per share attributable to Class A ordinary shareholders for the year ended December 31, 2022, as presented on the consolidated statements of operations, represents only the period after the Business Combination to December 31, 2022.

The following table sets forth the computation of basic and diluted net loss per share for the period from July 11, 2022 through December 31, 2022 (in thousands, except share and per share amounts):

Numerator	
Net loss for the period from July 11, 2022 through December 31, 2022	\$ (54,503)
Less: Net loss attributable to noncontrolling interests for the period from July 11, 2022 through December 31, 2022	(40,103)
Net loss available to Class A ordinary shareholders of ProKidney Corp. for the period from July 11, 2022 through December 31, 2022, basic and diluted	<u>\$ (14,400)</u>
Denominator	
Weighted average Class A ordinary shares or ProKidney Corp. outstanding, basic and diluted	61,540,231
Net loss per Class A Unit	
Net loss per Class A ordinary share of ProKidney Corp., basic and diluted	<u><u>\$ (0.23)</u></u>
Antidilutive securities	
ProKidney Corp. Class B ordinary shares	171,578,320
Unvested Restricted Stock Rights	8,369,796
Earnout Rights	17,500,000
Legacy SCS Restricted Share Units	50,000
Stock options granted under the 2022 Equity Incentive Plan	9,504,715

Note 9: Equity Based Compensation

2022 Incentive Equity Plan

On July 11, 2022, the shareholders of the Company approved the ProKidney Corp. 2022 Incentive Equity Plan (the “2022 Plan”) which provides for the issuance of equity based awards to the Company’s employees, non-employee directors, individual consultants, advisors and other service providers. Upon adoption of the plan, there were 24,154,023 Class A Ordinary Shares reserved for issuance. The 2022 Plan provides for the issuance of equity awards in the form of incentive stock options, which are intended to satisfy the requirements of Section 422 of the Internal Revenue Code of 1986, as amended, or nonqualified stock options, which are not intended to meet those requirements, stock appreciation rights, restricted stock, restricted stock units, performance awards or other cash or stock-based awards as determined appropriate by the plan administrator. In settlement of its obligations under this plan, the Company will issue new Class A ordinary shares.

The Company has issued incentive and non-qualified stock option awards under the 2022 Plan to certain employees and non-employee directors of the Company. Given that the Company has established a full valuation allowance against its deferred tax assets, the Company has recognized no tax benefit related to these awards.

Time-Vested Awards

The Company uses the Black-Scholes option pricing model to calculate the fair value of time-vested stock options granted. These awards generally vest ratably over a three or four-year period and the option awards expire after a term of ten years from the date of grant. The fair value of stock options granted was estimated using the following assumptions during the year ended December 31, 2022:

	2022
Expected volatility	82.0% - 85.0%
Expected life of options, in years	5.9 - 6.1
Risk-free interest rate	3.7% - 4.4%
Expected dividend yield	0.0%

The following table summarizes the activity related to the Company’s time-vested stock option awards granted under the 2022 Plan for the year ended December 31, 2022:

	Number of Shares	Weighted Average Exercise Price
Time-vested options outstanding at January 1, 2022	—	\$ —
Granted	5,876,908	10.30
Forfeited	(11,800)	10.33
Time-vested options outstanding at December 31, 2022	<u>5,865,108</u>	<u>\$ 10.30</u>
Time-vested options exercisable at December 31, 2022	190,666	\$ 10.33
Weighted average remaining contractual life	9.8 years	
Time-vested options vested and expected to vest at December 31, 2022	5,865,108	
Weighted average remaining contractual life	9.8 years	

For the year ended December 31, 2022, the Company recognized \$2,309,000 of compensation expense related to time-vested awards under the 2022 Plan. As of December 31, 2022, the Company had total unrecognized stock-based compensation expense of approximately \$41,551,000 related to the time-vested grants under the 2022 Plan, which is expected to be recognized on a straight-line basis over a weighted average period of 3.8 years. The weighted average grant date fair value for the option grants during the year ended December 31, 2022 was \$7.48.

The aggregate intrinsic value of the in-the-money time-vested awards outstanding as well as those exercisable as of December 31, 2022, was \$0.

Subsequent to December 31, 2022, the Company has issued 5,329,700 stock option awards to certain of its employees under the 2022 Equity Incentive Plan. These awards either vest on a monthly basis over a four year period or with 25% vesting upon the first anniversary of the employee’s hire date and on a monthly basis for the three years thereafter.

Market-Vested Awards

During the year ended December 31, 2022, the Company also granted to its Chief Executive Officer 3,639,607 options with an exercise price of \$10.33. This grant contains both time and market based vesting conditions. The market conditions become satisfied in equal one-third tranches upon the Company's Class A ordinary shares exceeding a volume weighted average price hurdle of \$15.00, \$20.00 and \$25.00, respectively, for 20 trading days within any 30 consecutive trading day period occurring prior to July 11, 2027. Once the market condition for a tranche is satisfied, such tranche will continue to be subject to time-vesting conditions and will vest ratably on each of the first, second and third anniversaries of the date that such tranche satisfied the performance vesting condition described above. Due to the market condition included in this grant, the Company used the Geometric Brownian Motion/Monte Carlo model to value these awards. The model used the following inputs:

Expected volatility	96%
Suboptimal exercise multiple	2.80
Risk-free interest rate	4.2%
Expected dividend yield	0.0%

For the year ended December 31, 2022, the Company recognized \$2,242,000 of compensation expense related to market-vested awards under the 2022 Plan. As of December 31, 2022, the Company had total unrecognized stock-based compensation expense of approximately \$25,957,000 related to the market-vested awards outstanding under the 2022 Plan. The weighted average grant date fair value for the option grants during the year ended December 31, 2022 was \$7.75.

The aggregate intrinsic value of the in-the-money market based awards outstanding as well as those exercisable as of December 31, 2022, was \$0.

Legacy Profits Interests

The Deed for the Establishment of a Limited Partnership of ProKidney LP, dated as of August 5, 2021 (the "Limited Partnership Agreement") which replaced the Amended and Restated Limited Liability Company Agreement of ProKidney LLC as the governing document of the parent entity in the Company, allowed for the issuance of Profits Interests (as defined in the Limited Partnership Agreement) to employees, directors, other service providers of the Company and others denominated in the form of one or more Class B Units of PKLP (as defined in the Limited Partnership Agreement).

Under the Limited Partnership Agreement, ProKidney GP Limited, the former general partner of PKLP ("Legacy GP"), determined the terms and conditions of the Profits Interests issued. The threshold value assigned to each grant was not to be less than the fair market value of PKLP on the date of grant. Profits Interests awards would vest at a rate of 25% on the latter of the first anniversary of employment and the first anniversary of the Acquisition Date with the remaining 75% to vest in increments of 25% on each anniversary following the first anniversary date, ratably over a three or four-year period from the date of grant, in annual installments of 33.3% over the three-year period from the date of grant, in increments of 6.25% each calendar quarter following the first anniversary date, or were fully vested upon issuance.

On January 17, 2022, PKLP amended and restated its Limited Partnership Agreement (the "Amended and Restated Limited Partnership Agreement") which provided that certain qualified distribution events would result in holders of Profits Interests receiving disproportionate distributions from PKLP until each such holder's valuation threshold had been reduced to zero in order to "catch up" such holder's distributions to its pro rata share of aggregate cumulative distributions, and once sufficient distributions to a holder of Profits Interests had been made in accordance with the foregoing, the associated Class B Units of PKLP would automatically be converted into Class A Units of PKLP.

Upon consummation of the Business Combination discussed in Note 1, PKLP's existing Class B and B-1 Units were "caught up" and were converted into Class A Units of PKLP. The resulting vested and unvested Class A Units of PKLP were then recapitalized into Post-Combination ProKidney Common Units or Restricted Common Units of the Company, respectively. This recapitalization resulted in a decrease in the number of awards held by each participant. As such, the number of Profits Interests and related per unit values within these financial statements have been adjusted to reflect this recapitalization. Upon recapitalization, the Restricted Common Units maintained the vesting schedules associated with the original Profits Interest awards.

The following table summarizes the activity related to the Company's Profits Interest awards for the year ended December 31, 2022:

	Number of Shares	Weighted Average Grant Date Fair Value
Unvested awards outstanding at January 1, 2022	2,015,943	\$ 0.44
Granted	8,174,016	7.43
Vested	(1,734,245)	1.01
Forfeited	(85,919)	7.36
Awards outstanding at December 31, 2022	8,369,795	\$ 7.08

As of December 31, 2022, the unrecognized compensation expense related to these awards was \$45,243,000. The current weighted average remaining period over which the unrecognized compensation expense is expected to be recognized is 3.0 years. The weighted average grant date fair value of the Profits Interests granted during the year ended December 31, 2022, was \$7.43 per Class B-1 unit, as adjusted for the effects of the recapitalization. There were no Profits Interests granted during the year ended December 31, 2021.

The aggregate intrinsic value of the unvested profits interests outstanding at December 31, 2022 was \$57,417,000.

Modification to Profits Interest Awards

On January 17, 2022, the Limited Partnership Agreement was amended and restated to provide that certain qualified distribution events would result in the holders of Profits Interests receiving disproportionate distributions from PKLP until each such holder's threshold value was reduced to zero in order to "catch up" such holder's distributions to its pro rata share of aggregate cumulative distributions, and once sufficient distributions to a holder of Profits Interests had been made in accordance with the foregoing, the associated Class B Units would automatically be converted into Class A Units.

This amendment constituted a modification to the Class B-1 Units in PKLP outstanding as of the date of the modification under the provisions of ASC Topic 718. In connection with the modification of its outstanding share-based compensation awards, the Company will recognize total additional compensation expense of \$5,437,000 related to awards granted to its employees. The portion of this additional compensation expense attributable to vested awards of \$3,715,000 was recognized immediately upon modification during the year ended December 31, 2022.

Issuance of Profits Interests to Service Provider

During the year ended December 31, 2022, the Company issued 2,253,033 fully vested Class B-1 Units in PKLP to a third-party service provider as payment for research and development services provided in prior periods. The Company had previously recognized expense of \$2,502,000 for these services based on the liability related to the services incurred. As the fair value of shares issued to satisfy that obligation was higher than the amount previously expensed, the Company recognized additional research and development expense of \$14,080,000 during the year ended December 31, 2022.

Purchase of Class B-1 Units in PKLP

As discussed further in Note 6, certain of the Company's employees, board members and service providers purchased 6,648,353 of Class B-1 Units in PKLP for total cash proceeds of \$6,050,000, respectively, during the year ended December 31, 2022. Since these Class B-1 Units in PKLP were fully vested upon purchase and contained no service requirements, the Company immediately recognized the difference between the purchase price and the estimated fair value for these Class B-1 Units in PKLP of \$34,254,000 as equity-based compensation expense during the year ended December 31, 2022, respectively. No such sales occurred during the year ended December 31, 2021.

Fair Value Estimate for Profits Interest

Prior to the Business Combination, PKLP was privately held with no active public market for its equity instruments. Therefore, for financial reporting purposes, management determined the estimated per share fair value of PKLP's equity shares (including Profits Interests) using contemporaneous valuations. These contemporaneous valuations were done using methodologies consistent with the American Institute of Certified Public Accountants Practice Aid, *Valuation of Privately-Held Company Equity Securities Issued as Compensation*, also known as the Practice Aid.

For the Profits Interest Awards granted during the year ended December 31, 2022, the valuation approach utilized a hybrid method which consists of a combination of an Option Pricing Method ("OPM") and a Probability Weighted Expected Return Method ("PWERM") approach. Weighting allocations were assigned to the OPM and PWERM methods based upon the expected likelihood of possible future liquidity events, including the Business Combination.

Under the OPM approach, the fair value of the total equity of PKLP within each scenario was first estimated using a back-solve method wherein the equity value is derived from a recent transaction in PKLP's own securities, and then the total equity value is allocated to the various components of the capital structure, including the Profits Interests, using an OPM or a waterfall approach based on the specific rights of each of the equity classes. The OPM used the fair value of the total equity of PKLP within a scenario as a starting point and incorporates assumptions made regarding the expected returns and volatilities that are consistent with the expectations of market participants, and distribution of equity values is produced which cover the range of events that an informed market participant might expect. This process creates a range of equity values both between and within scenarios. The fair value measurement is sensitive to changes in the unobservable inputs. Changes in those inputs might result in a higher or lower fair value measurement.

The PWERM approach is a scenario-based analysis that estimates the value per share of ordinary shares based on the probability-weighted present value of expected future equity values for the ordinary shares, under various possible future liquidity event scenarios, including the proposed Business Combination, in light of the rights and preferences of each class and series of stock, including the Profits Interests, discounted for a lack of marketability.

In performing these valuations, management considered all objective and subjective factors that they believed to be relevant, including management's best estimate of PKLP's business condition, prospects, and operating performance at each valuation date. Within the valuations performed, a range of factors, assumptions, and methodologies were used. The significant factors included trends within the industry, the prices at which PKLP sold its Class A Units, the rights and preferences of the Class A Units relative to the Class B Units at the time of each measurement date, the results of operations, financial position, status of research and development efforts, stage of development and business strategy, the lack of an active public market for the units, and the likelihood of achieving an exit event in light of prevailing market conditions.

The following reflects the key assumptions used in each of the valuation scenarios:

	OPM	PWERM
Total equity value (in thousands)	\$234,551 - \$280,400	\$ 1,750,000
Expected volatility of total equity	95%	60% - 90%
Discount for lack of market	30%	7% - 15%
Expected time to exit event	3.4 years - 3.7 years	0.1 years - 0.5 years

Legacy SCS Awards

In 2021, SCS had agreed to grant 50,000 restricted stock units ("RSUs") to certain of its board members and other advisors which were contingent upon the consummation of a Business Combination and a shareholder approved equity plan. The RSUs were to vest upon the consummation of such Business Combination and represent 50,000 Class A ordinary shares of the Company that will settle on a date determined in the sole discretion of the Company that shall occur between the vesting date and March 15th of the year following the year in which vesting occurs.

The RSUs granted by the Company are in the scope of ASC 718. Under ASC 718, stock-based compensation associated with equity-classified awards is measured at fair value upon the grant date. The RSUs granted were subject to a performance condition (i.e., the occurrence of a Business Combination). Compensation expense related to the RSUs is recognized only when the performance condition is probable of occurrence under the applicable accounting literature in this circumstance. Upon Closing, the performance conditions for these awards were met as both a Business Combination had occurred and the shareholders approved a qualifying equity plan. As such, the entire amount of share-based compensation expense related to these awards of \$396,000 was recognized during the year ended December 31, 2022. The weighted average grant date fair value per share of these RSUs was \$7.92.

Compensation Expense

Compensation expense related to share-based awards is included in research and development and general and administrative expense as follows (in thousands):

	Years Ended December 31,		
	2022	2021	2020
Research and development	\$ 23,711	\$ -	\$ -
General and administrative	50,758	699	730
Total equity-based compensation expense	<u>\$ 74,469</u>	<u>\$ 699</u>	<u>\$ 730</u>

[THIS PAGE INTENTIONALLY LEFT BLANK]

[THIS PAGE INTENTIONALLY LEFT BLANK]

