

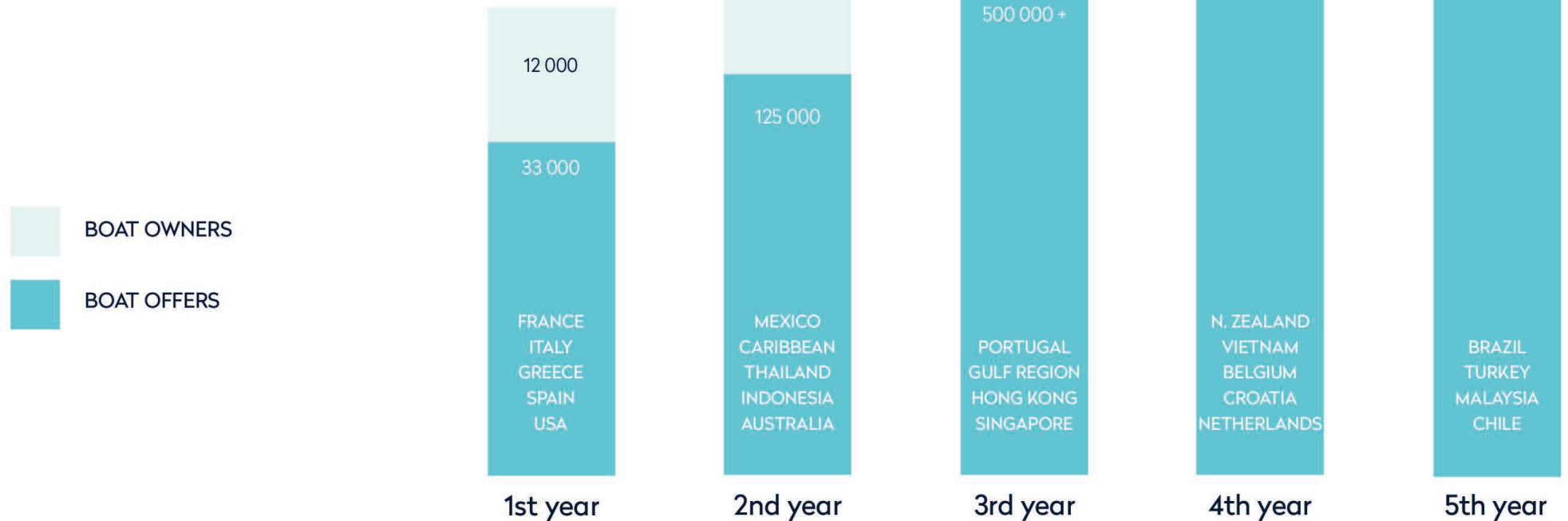
# Five Year Revenue Projections



## Boat Owner Online Registrations & Boat Offers

Projections

2021 - 2026



Disclaimer: these projections cannot be guaranteed

---

# Navisyo™ Territory



## 5 year projections

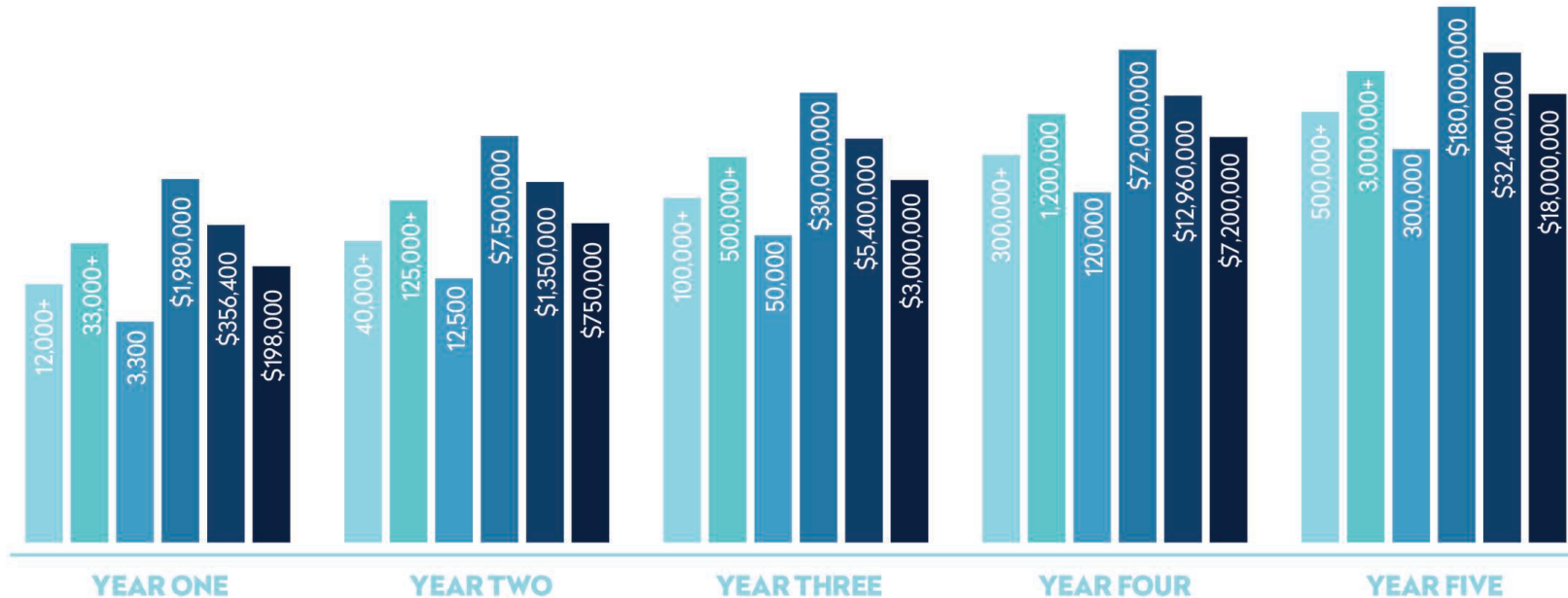


Disclaimer: these projections cannot be guaranteed

# Pessimistic Scenario

## 5 year revenue projections

- Boat Owners Registered
- Number of Boat Offers
- Total Transactions (10%)
- Revenue from Bookings
- Gross Annual Revenue
- Net Annual Revenue



Projected total number of online bookings per year Note: We took **10%** of the total number of bookings.

Projected total amounts generated from bookings per year Note: Assumption of average booking amount: \$600.

Projected gross revenue per year Note: We assumed 18% would be charged above amount of the offers.

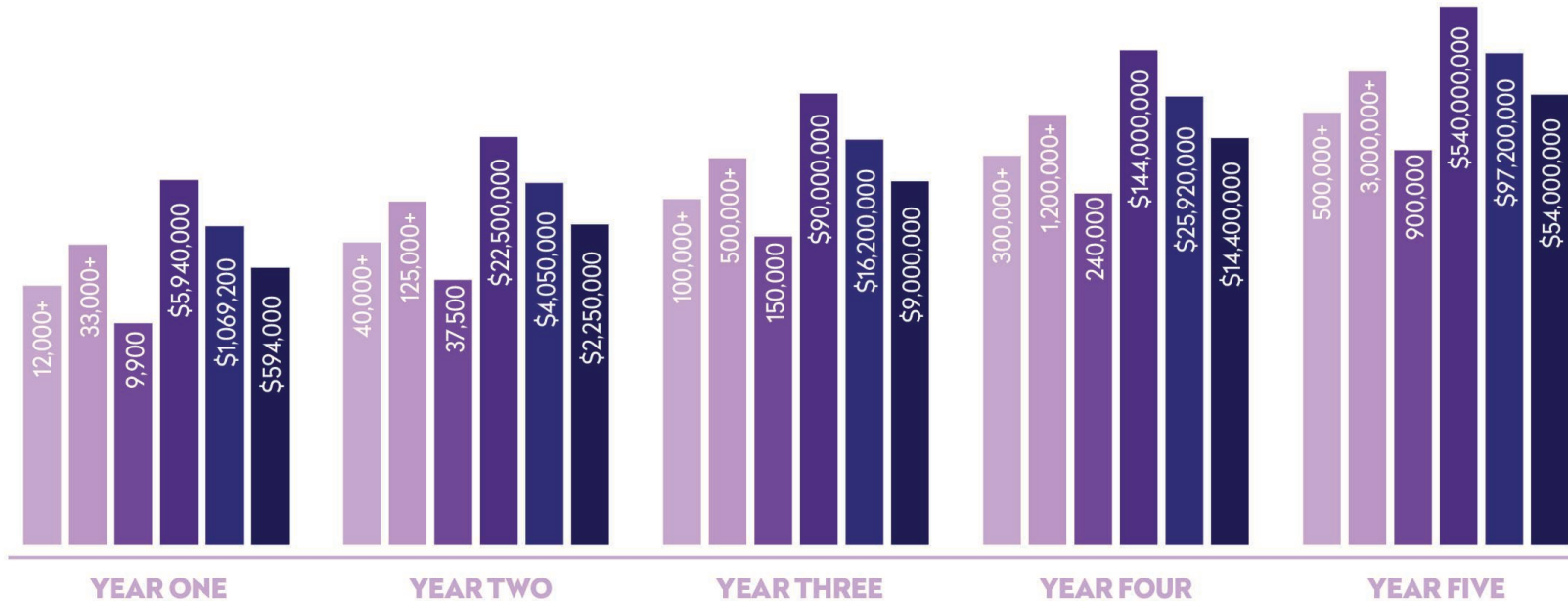
Projected net revenue per year Note: We assume 8% of the 18% Navisyo™ service fee will go to expenses: salaries, IT maintenance & improvements, servers, insurances for company and for hosts & guests, rewards distribution for Key Partners, Ambassadors & Influencers and cost for merchants etc.

**Disclaimer: these projections cannot be guaranteed**

# Realistic Scenario

## 5 year revenue projections

- Boat Owners Registered
- Number of Boat Offers
- Total Transactions (30%)
- Revenue from Bookings
- Gross Annual Revenue
- Net Annual Revenue



Projected total number of online bookings per year Note: We took 20% of the total number of bookings.

Projected total amounts generated from bookings per year Note: Assumption of average booking amount: \$600.

Projected gross revenue per year Note: We assumed 18% would be charged above amount of the offers.

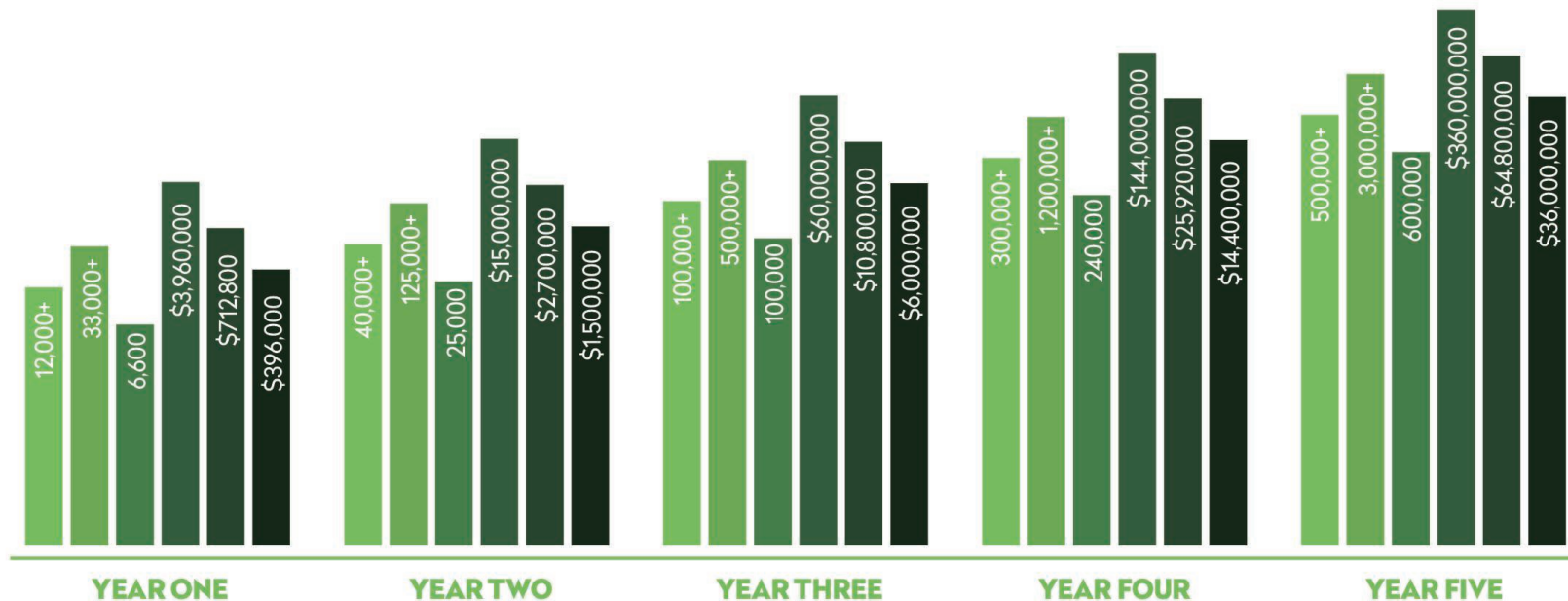
Projected net revenue per year Note: We assume 8% of the 18% Navisyo™ service fee will go to expenses: salaries, IT maintenance & improvements, servers, insurances for company and for hosts & guests, rewards distribution for Key Partners, Ambassadors & Influencers and cost for merchants etc.

**Disclaimer: these projections cannot be guaranteed**

# Optimistic Scenario

## 5 year revenue projections

- Boat Owners Registered
- Number of Boat Offers
- Total Transactions (20%)
- Revenue from Bookings
- Gross Annual Revenue
- Net Annual Revenue



Projected total number of online bookings per year Note: We took 30% of the total number of bookings.

Projected total amounts generated from bookings per year Note: Assumption of average booking amount: \$600.

Projected gross revenue per year Note: We assumed 18% would be charged above amount of the offers.

Projected net revenue per year Note: We assume 8% of the 18% Navisyo™ service fee will go to expenses: salaries, IT maintenance & improvements, servers, insurances for company and for hosts & guests, rewards distribution for Key Partners, Ambassadors & Influencers and cost for merchants etc.

**Disclaimer: these projections cannot be guaranteed**

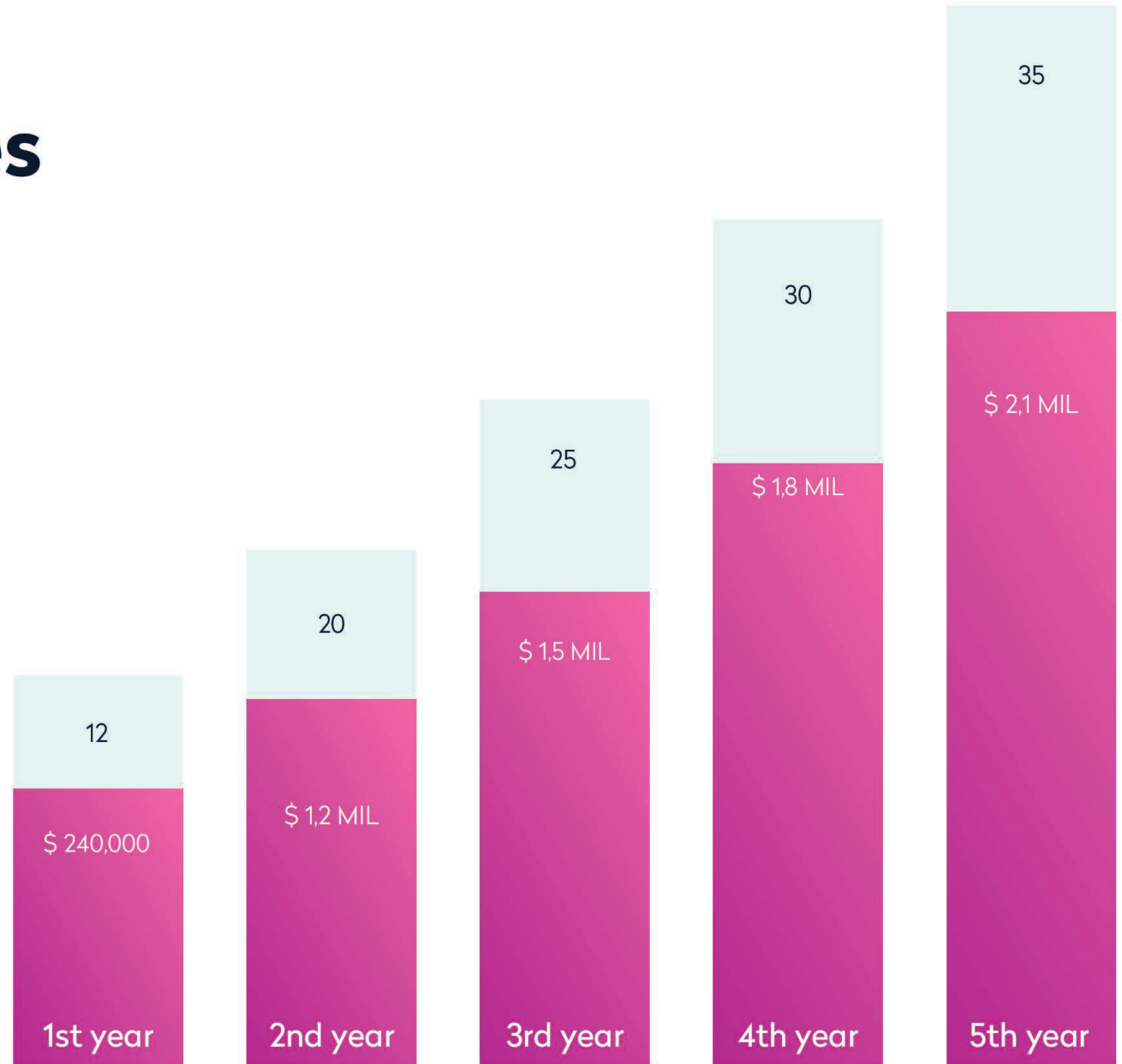
# Projections of Licensing Sales

## Pessimistic Scenario



We are assuming Licensing Fees for Year 1 to be significantly discounted while starting Year 2 the plan is to use the historical data of our first Licensees' performance to reevaluate future pricing.

We are projecting an average initial price for each of the Licenses for Year 1 to be at 20,000 USD. Starting Year 2 we are projecting an average fee for a License to be at 60,000 USD.



Disclaimer: these projections cannot be guaranteed

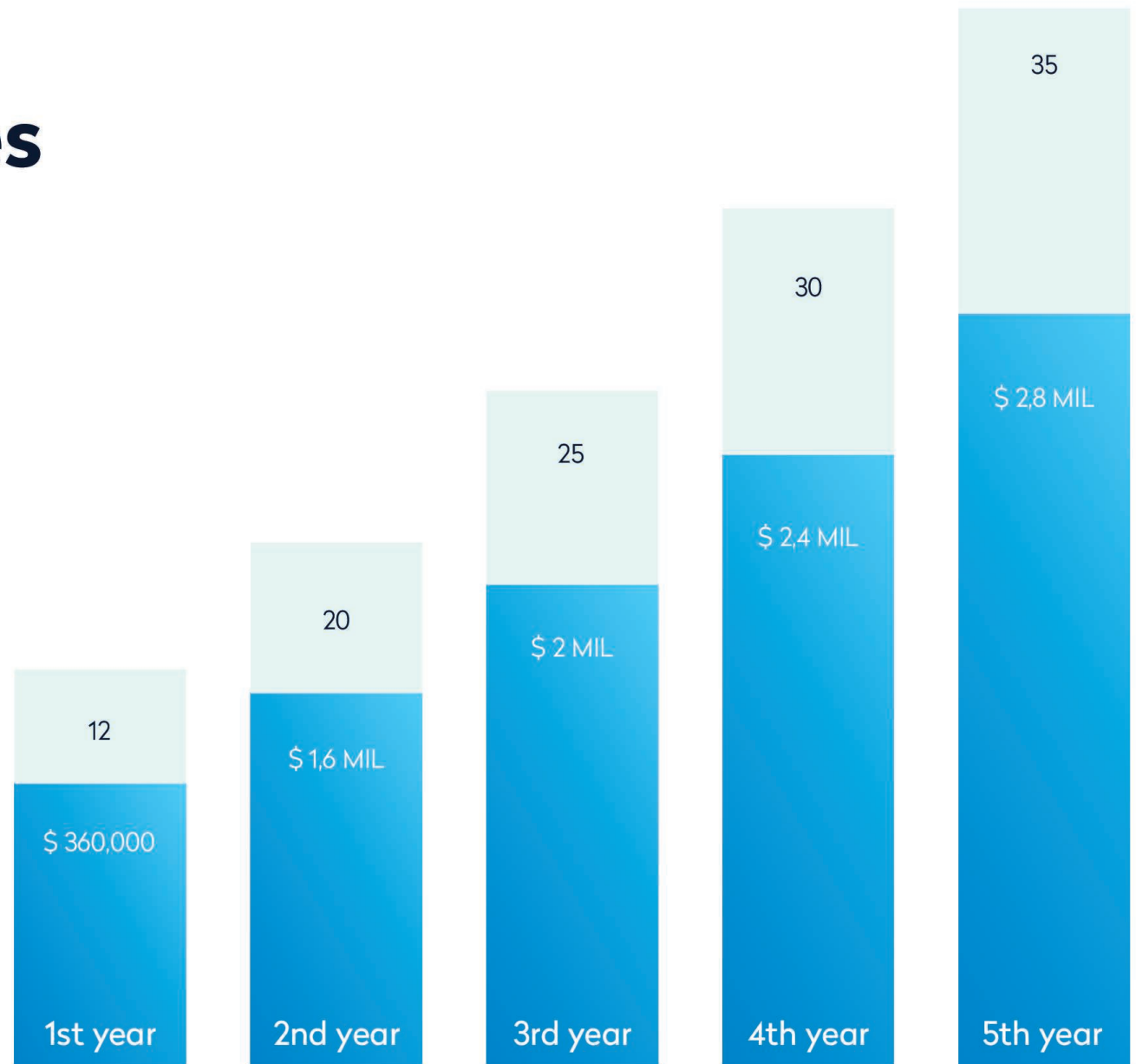
# Projections of Licensing Sales

## Realistic Scenario



We are assuming Licensing Fees for Year 1 to be significantly discounted while starting Year 2 the plan is to use the historical data of our first Licensees' performance to reevaluate future pricing.

We are projecting an average initial price for each of the Licenses for Year 1 to be at 30,000 USD. Starting Year 2 we are projecting an average fee for a License to be at 80,000 USD.



Disclaimer: these projections cannot be guaranteed

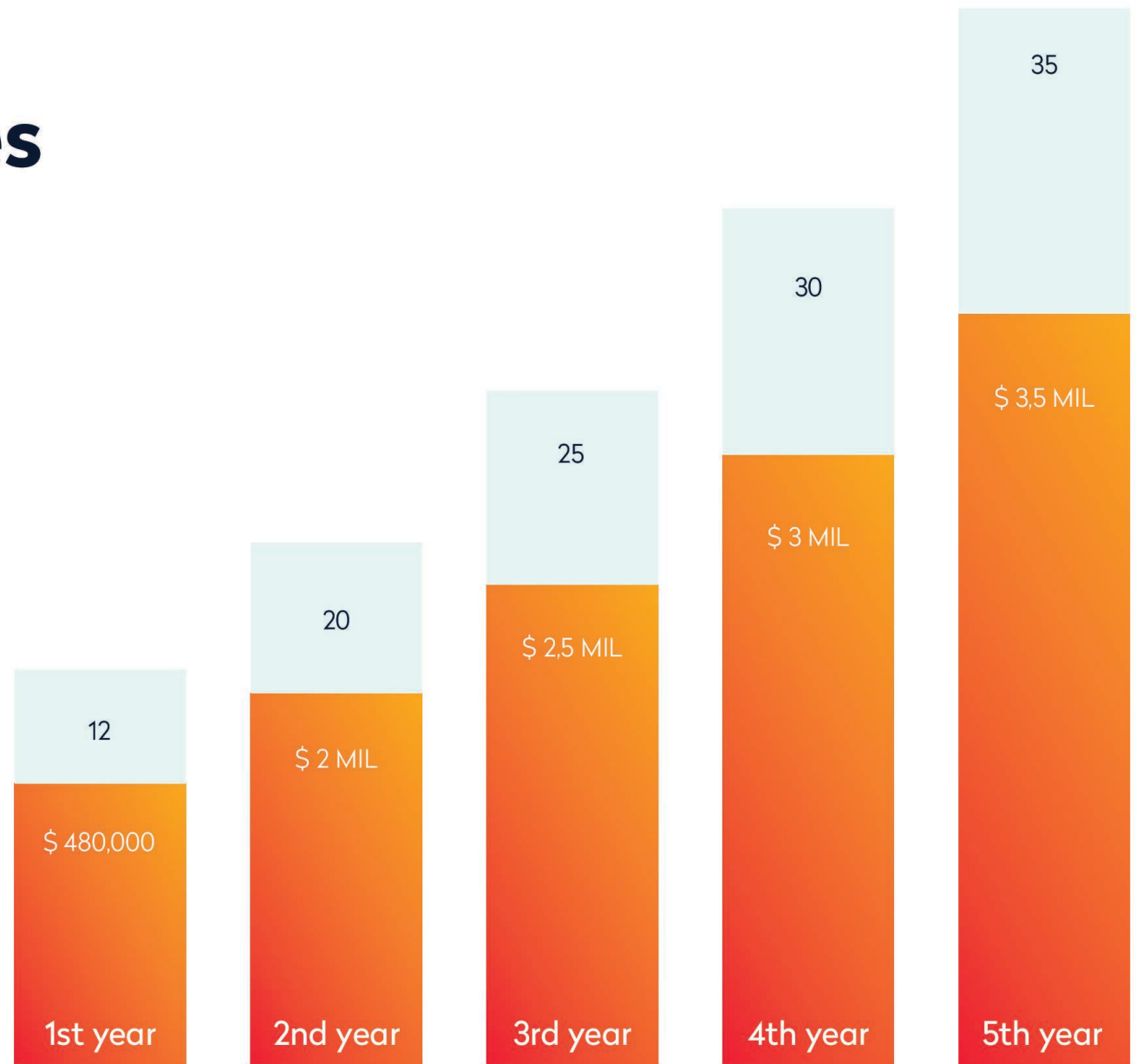
# Projections of Licensing Sales

## Optimistic Scenario



We are assuming Licensing Fees for Year 1 to be significantly discounted while starting Year 2 the plan is to use the historical data of our first Licensees' performance to reevaluate future pricing.

We are projecting an average initial price for each of the Licenses for Year 1 to be at 40,000 USD. Starting Year 2 we are projecting an average fee for a License to be at 100,000 USD.



Disclaimer: these projections cannot be guaranteed