





Investing guide

RESERVE YOUR INVESTMENT IN OLLO Footwear

 Continue with Google

 Continue with Facebook

 Continue with Apple

 Continue with Email






Sign up for a Wefunder account.

FUND YOUR RESERVATION IN OLLO Footwear

OLLO Footwear is preparing their legal paperwork.
You have reserved a spot in their upcoming round.

1. Reserved Investment Amount

\$ 1,000

 \$250 —  \$500 —  \$1K —  \$5K —  \$10K —  \$20K

[View 2 more](#) ▾

Enter the amount you would like
to invest in OLLO.

2. Investor Info


Investing as


Fill this information out completely.


3. Fund Your Reservation


Back your reservation by funding your Wefunder Cash account or by pre-authorizing a credit card.

You can use Wefunder Cash to invest in any company. You can also withdraw funds at any time.

Bank Account 

Credit Card 

Apple Pay 

Wire 

Wire instructions will be emailed to you.


Wire Transfers are the best way to fund
investments over \$1000 / 1000€.

Wire instructions will be emailed to you
which you can provide to your bank.

Or use wise.com for wire transfers online
in your currency.

4. Complete Funding

I authorize Wefunder to debit my bank account.

Reservation amount	\$1,000
Estimated fees 	\$20
Transferring to Wefunder Cash	\$1,020

FUND RESERVATION

Complete the investment. An email will be
sent to you confirming your transaction.