



U.S. Securities and Exchange Commission
**Office of the Advocate for Small
Business Capital Formation**

Annual Report

FISCAL YEAR 2023

INTERACTIVE VERSION

Based on feedback from users of prior annual reports, we are pleased to offer this interactive version. The content here is the same as in the **print version**, but the clickable Contents menu throughout allows users to navigate easily between sections.

Entrepreneurs continue to face a considerable gap in accessing capital through every stage of the business cycle. While there have been some advances in identifying and addressing barriers to accessing capital, there is much more work to do.

EWING MARION KAUFFMAN FOUNDATION.¹

YOUR SEC SMALL BUSINESS
Advocacy
Office

Empowering small businesses and their investors

Contents

MISSION: Who We Are

1

DATA: State of Capital Formation

4

Small and Emerging
Businesses and Exempt
Offering Data

21

Mature and
Later-Stage
Businesses

30

Initial Public
Offerings and Small
Public Companies

39

Women Founders
and Investors

50

Diverse Founders
and Investors

63

Natural Disaster
Areas

65

Rural
Communities

POLICY: Recommendations

70

Expand
educational
resources

72

Private
offering
changes

78

Avenues connecting
businesses and
investors

80

Support
emerging fund
managers

83

Scale and harmonize
small public company
requirements

ADVOCACY: What We Do

86

COMMITTEE: Highlights

94

ENDNOTES: All the Details

102

OFFICE: Meet the Team

121



MISSION Who We Are

Contents

MISSION | Who We Are

Introduction

DATA | State of Capital Formation

POLICY | Recommendations

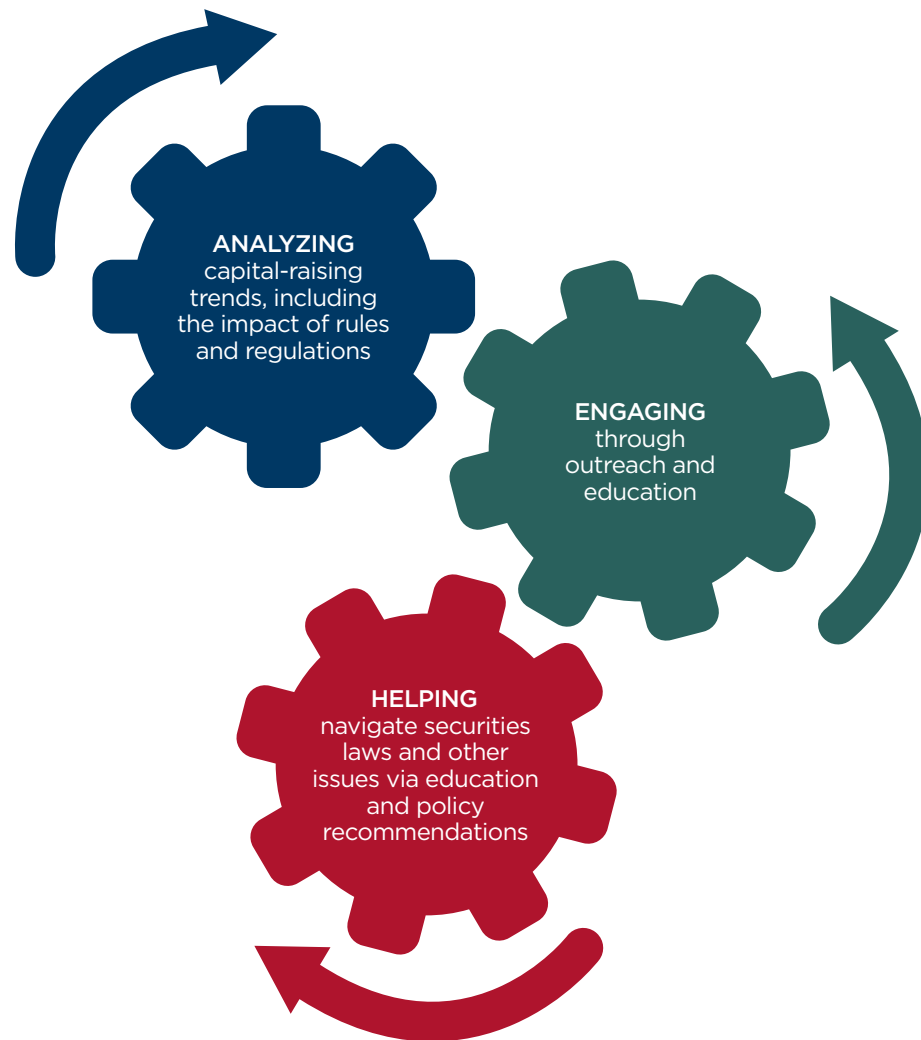
ADVOCACY | What We Do

COMMITTEE | Highlights

ENDNOTES | All the Details

OFFICE | Meet the Team

The Small Business Advocacy Office is an independent office that was established in January 2019 via the bipartisan SEC Small Business Advocate Act of 2016 to advance the interests of small businesses and their investors at the SEC and in the capital markets, from early-stage startups raising initial capital, to later-stage private companies whose founders and investors are seeking liquidity, all the way to smaller public companies. The Office proactively works to identify and address unique challenges faced by women-owned, diverse, rural, and natural disaster area small businesses and their investors. We advocate for small businesses and their investors in raising capital by



We engage with small businesses and their investors from around the country to hear their perspectives on issues facing the small business ecosystem, from policy, to changing trends in raising capital, to the complexities of the capital-raising regulatory framework, to unique challenges and opportunities of different demographic groups and geographic regions. The insight we gain from our events and conversations with small business ecosystem participants provides timely, practical feedback to inform the Commission's policymaking as well as the Office's further outreach and educational efforts.

Contents

MISSION | Who We Are

Introduction

DATA | State of Capital Formation

POLICY | Recommendations

ADVOCACY | What We Do

COMMITTEE | Highlights

ENDNOTES | All the Details

OFFICE | Meet the Team



DATA State of Capital Formation

Contents

MISSION | Who We Are

DATA | State of Capital Formation

Introduction

Small and Emerging Businesses
and Exempt Offering Data

Mature and Later-Stage Businesses

Initial Public Offerings and Small
Public Companies

Women Founders and Investors

Diverse Founders and Investors

Natural Disaster Areas

Rural Communities

POLICY | Recommendations

ADVOCACY | What We Do

COMMITTEE | Highlights

ENDNOTES | All the Details

OFFICE | Meet the Team

Why data?

We seek to provide a comprehensive snapshot of the state of U.S. small business capital formation, bringing together many important pieces of the capital formation story into one resource to aid in evaluating the current flow of capital between investors and small businesses. Data reflecting the successes and challenges small businesses face in capital-raising supplements the feedback and other anecdotal evidence our Office receives throughout the year. Informed by this data, we can better identify what tools, strategies, and approaches would be most helpful in crafting policy solutions. The data provided in this Report is derived from public filings with the SEC, as analyzed by the SEC’s Division of Economic and Risk Analysis (DERA), and is supplemented with data and analysis from third parties.

Where to start?

To allow small businesses, investors, and market participants to find the data that is most relevant to them, we have organized this report by life cycle stage of the business.

LIFE CYCLE STAGE	Small and emerging businesses	Mature and later-stage businesses	Small public companies
COMMON FUNDING SOURCES	Self-funding Grants Loans Friends and family Crowdfunding Angel investors Incubator/Accelerator Pre-seed and seed	VC funds Corporate venture capital Family offices	Initial public offering (IPO) Other registered offerings Exempt offerings (e.g., private placements or offshore offerings)
BUSINESS STAGE	Businesses range from small businesses creating local jobs to high-growth startups raising capital to launch prototypes and products.	These businesses are generally growing and looking for larger amounts of capital to fund operations of scale, ventures into new product lines, and preparation for public markets.	These later-stage businesses have access to a larger pool of capital, enhanced liquidity, reputational benefits and are subject to rigorous SEC reporting requirements.
TOP INDUSTRIES RAISING CAPITAL ²	Given the wide ranging options for funding, the top industries vary based on funding source.	Software, commercial products and services, pharma and biotech, health care, consumer goods and services, IT hardware and energy.	Health care, business services, technology, manufacturing, banking and financial services, and hospitality, retailing, and restaurants.

Contents

MISSION | Who We Are

DATA | State of Capital Formation

Introduction

Small and Emerging Businesses and Exempt Offering Data

Mature and Later-Stage Businesses

Initial Public Offerings and Small Public Companies

Women Founders and Investors

Diverse Founders and Investors

Natural Disaster Areas

Rural Communities

POLICY | Recommendations

ADVOCACY | What We Do

COMMITTEE | Highlights

ENDNOTES | All the Details

OFFICE | Meet the Team

Small and Emerging Businesses and Exempt Offering Data

This segment of companies includes both small businesses that create local jobs but may not fit the high-growth model that is the typical target of venture capital (VC) investments as well as high-growth startups that may ultimately fit the VC model but are still seeking capital to get off the ground and launch early prototypes.³

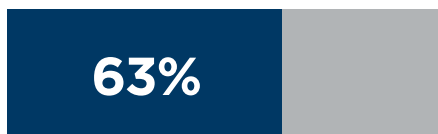
Why is access to capital for small businesses so important?

Small businesses are critical to the overall economy.

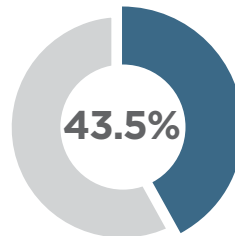


99.9% of all businesses are **small businesses** (33.2 million businesses).⁴

Small businesses created



of net new jobs (17.3 million) from 1995-2021.⁶



of the U.S. GDP is created by **small businesses**.⁵

Nearly **1 in 5 adults**



is **founding a business** or has done so in the past 3½ years.⁷



Capital is the lifeblood of business.

REIMAGINE MAIN STREET ⁸

Contents

MISSION | Who We Are

DATA | State of Capital Formation

Introduction

Small and Emerging Businesses and Exempt Offering Data

Mature and Later-Stage Businesses

Initial Public Offerings and Small Public Companies

Women Founders and Investors

Diverse Founders and Investors

Natural Disaster Areas

Rural Communities

POLICY | Recommendations

ADVOCACY | What We Do

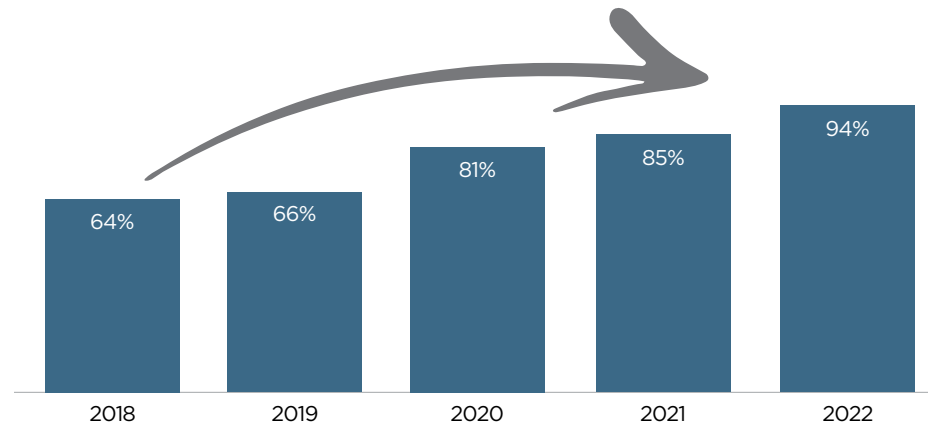
COMMITTEE | Highlights

ENDNOTES | All the Details

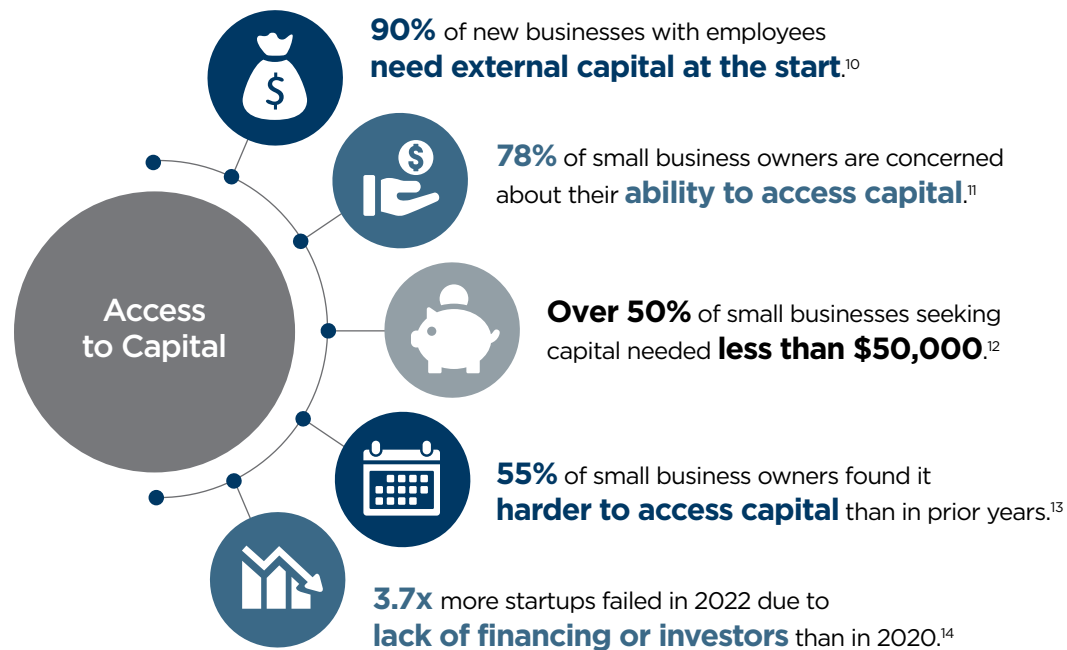
OFFICE | Meet the Team

Early-stage entrepreneurs report financial challenges and need support to access capital to build their companies.

An increasing percentage of small businesses continue to experience financial challenges.⁹



Access to capital remains a barrier to entry and growth for entrepreneurs.



Contents

MISSION | Who We Are

DATA | State of Capital Formation

Introduction

Small and Emerging Businesses and Exempt Offering Data

Mature and Later-Stage Businesses

Initial Public Offerings and Small Public Companies

Women Founders and Investors

Diverse Founders and Investors

Natural Disaster Areas

Rural Communities

POLICY | Recommendations

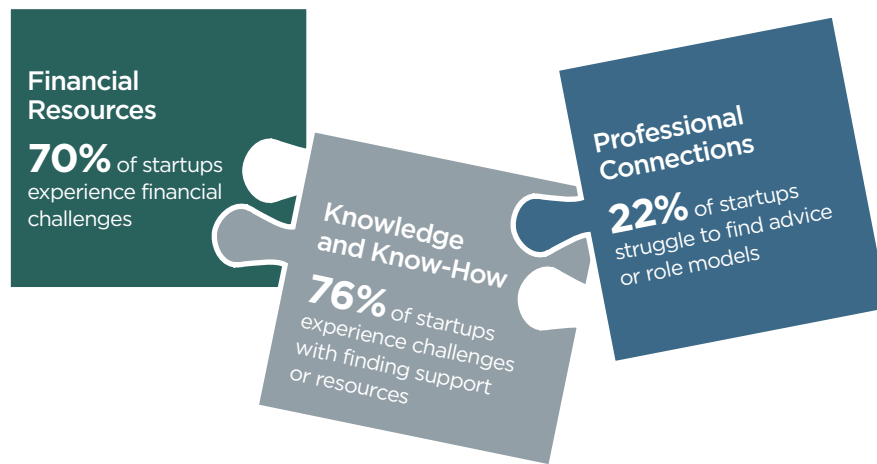
ADVOCACY | What We Do

COMMITTEE | Highlights

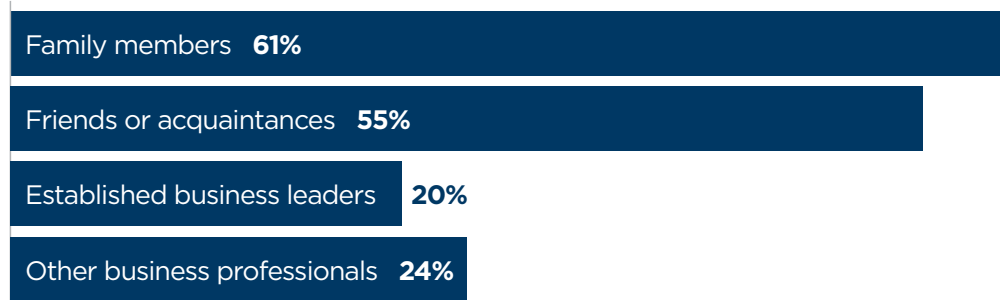
ENDNOTES | All the Details

OFFICE | Meet the Team

Small businesses need resources, knowledge, and connections to operate and grow their business; however, many startups struggle to find each of these critical pieces.¹⁵



Aspiring entrepreneurs often seek advice and support from family or friends.¹⁶



Entrepreneurial support organizations, like accelerators and incubators, are designed to provide resources to early-stage, and rapid-growth startups.¹⁷



Contents

MISSION | Who We Are

DATA | State of Capital Formation

Introduction

Small and Emerging Businesses and Exempt Offering Data

Mature and Later-Stage Businesses

Initial Public Offerings and Small Public Companies

Women Founders and Investors

Diverse Founders and Investors

Natural Disaster Areas

Rural Communities

POLICY | Recommendations

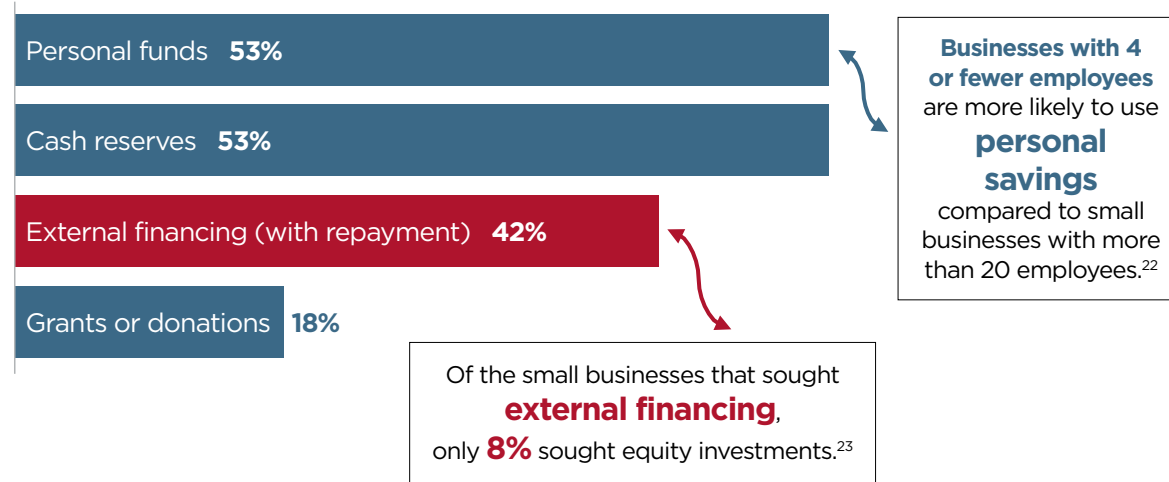
ADVOCACY | What We Do

COMMITTEE | Highlights

ENDNOTES | All the Details

OFFICE | Meet the Team

Where do small and emerging businesses turn for capital when facing financial challenges?²¹



Small businesses continue to struggle to shore up their capital needs.




Each year, **14%** of established businesses need additional capital, but **nearly half** of them do not apply for it.²⁴



50% of small businesses report that they have **delayed plans** to grow their business in response to **higher interest rates**.²⁵

40% of small businesses applied for a loan, line of credit, and/or cash advance. About half of those were fully funded, while roughly 21% did not receive any funding.²⁶

None 21%




Most 13%



Some 13%



All (53%)



Contents

MISSION | Who We Are

DATA | State of Capital Formation

Introduction

Small and Emerging Businesses and Exempt Offering Data

Mature and Later-Stage Businesses

Initial Public Offerings and Small Public Companies

Women Founders and Investors

Diverse Founders and Investors

Natural Disaster Areas

Rural Communities

POLICY | Recommendations

ADVOCACY | What We Do

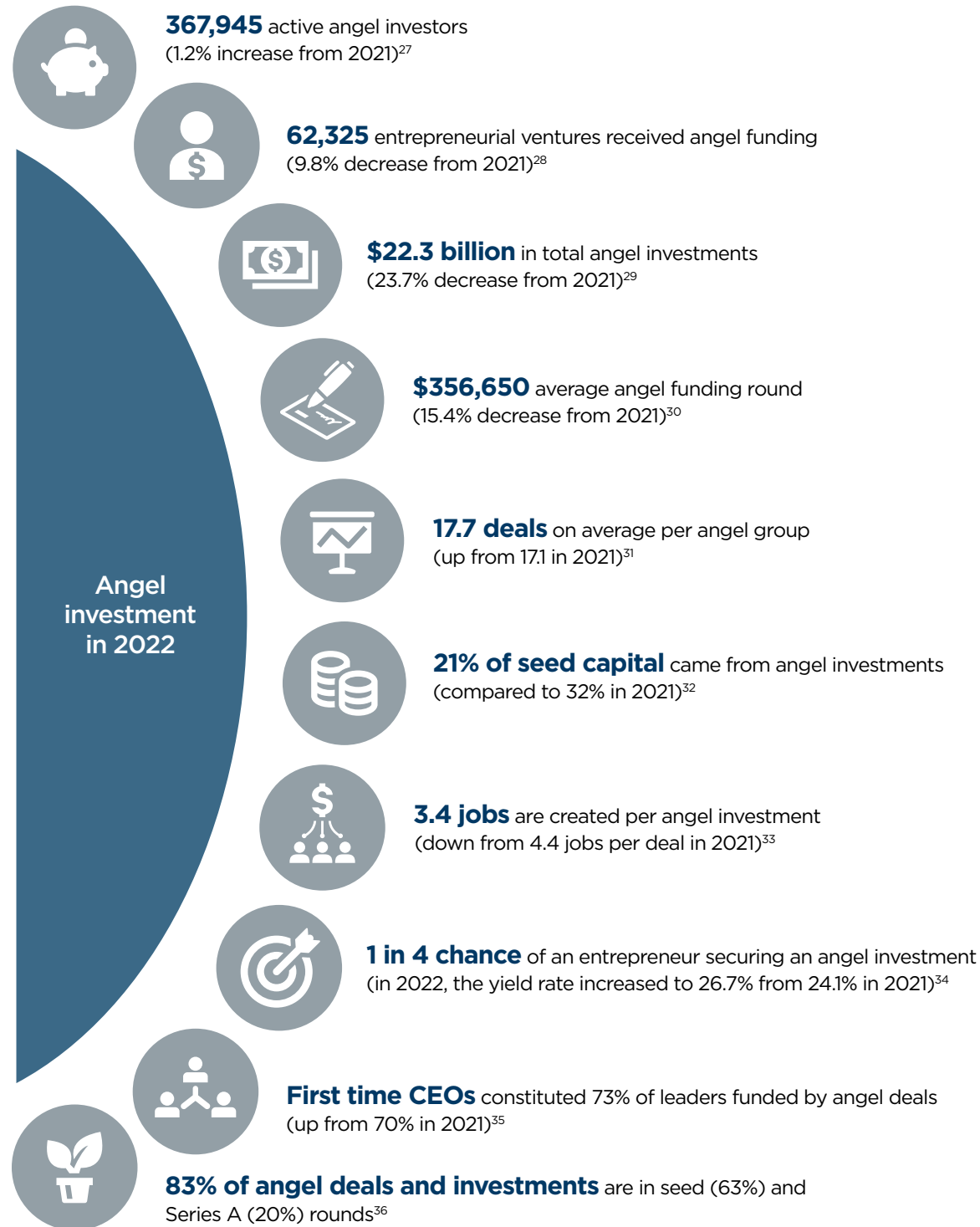
COMMITTEE | Highlights

ENDNOTES | All the Details

OFFICE | Meet the Team

Angel investors remain a significant source of early-stage capital, despite a drop in deal volume and size.

Angel investors are generally high-net-worth individuals who invest their own money directly in emerging businesses, typically in early funding rounds. Most angel investors are accredited investors, and many are current or former entrepreneurs themselves.



Contents

MISSION | Who We Are

DATA | State of Capital Formation

Introduction

Small and Emerging Businesses and Exempt Offering Data

Mature and Later-Stage Businesses

Initial Public Offerings and Small Public Companies

Women Founders and Investors

Diverse Founders and Investors

Natural Disaster Areas

Rural Communities

POLICY | Recommendations

ADVOCACY | What We Do

COMMITTEE | Highlights

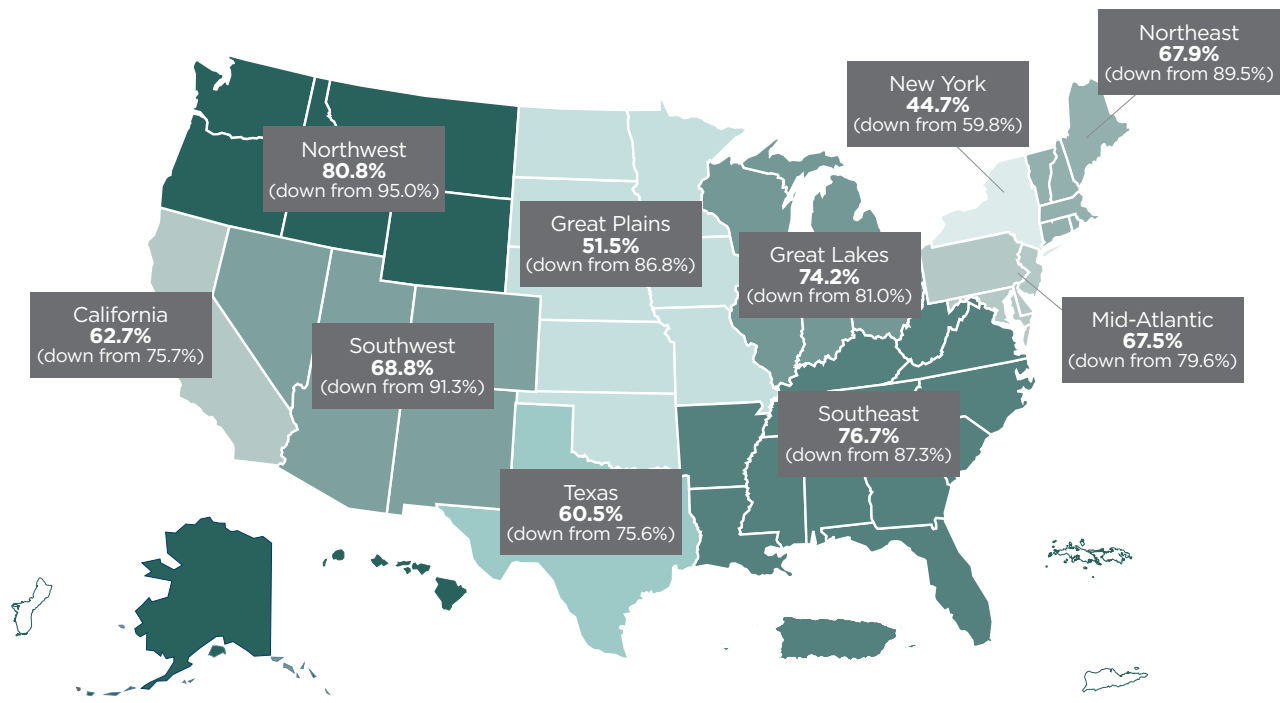
ENDNOTES | All the Details

OFFICE | Meet the Team

What were the top industries supported by angel investments in 2022?³⁷



Angel investors are allocating a lower portion of their investments within their region than in 2022, shifting more funding outside their region.³⁸



Contents

MISSION | Who We Are

DATA | State of Capital Formation

Introduction

Small and Emerging Businesses and Exempt Offering Data

Mature and Later-Stage Businesses

Initial Public Offerings and Small Public Companies

Women Founders and Investors

Diverse Founders and Investors

Natural Disaster Areas

Rural Communities

POLICY | Recommendations

ADVOCACY | What We Do

COMMITTEE | Highlights

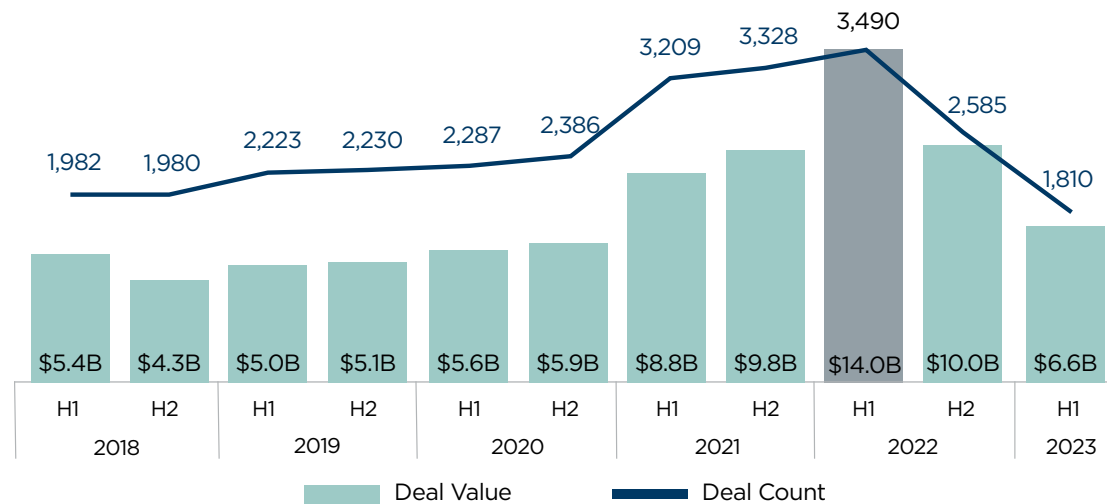
ENDNOTES | All the Details

OFFICE | Meet the Team

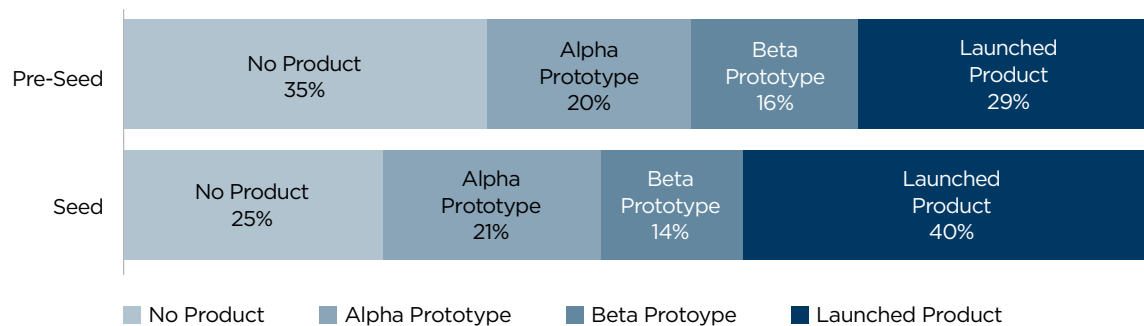
What is happening with seed fundraising?

A pre-seed or seed round is typically a company’s first funding round.³⁹ This round may include funding from friends and family, angel investors, or early-stage funds. Capital at this stage is often used for product development and market research.⁴⁰ Businesses in an angel or seed round are the furthest from the public market, which insulates from many macroeconomic challenges experienced in later stages.⁴¹

Seed activity has slowed in both overall deal value and count from its peak in the first half of 2022, echoing trends seen throughout the venture life cycle.⁴²



Early-stage businesses successful in raising pre-seed and seed funding are at different stages of product readiness.⁴³



Since 2021, pre-seed fundraising has remained competitive for founders as the investor-friendly climate has grown more entrenched.⁴⁴

Investors
 ↓ 11.5%
 Less time engaging with pitch decks

Founders
 ↑ 16%
 More pitch decks sent per week

Contents

MISSION | Who We Are

DATA | State of Capital Formation

Introduction

Small and Emerging Businesses and Exempt Offering Data

Mature and Later-Stage Businesses

Initial Public Offerings and Small Public Companies

Women Founders and Investors

Diverse Founders and Investors

Natural Disaster Areas

Rural Communities

POLICY | Recommendations

ADVOCACY | What We Do

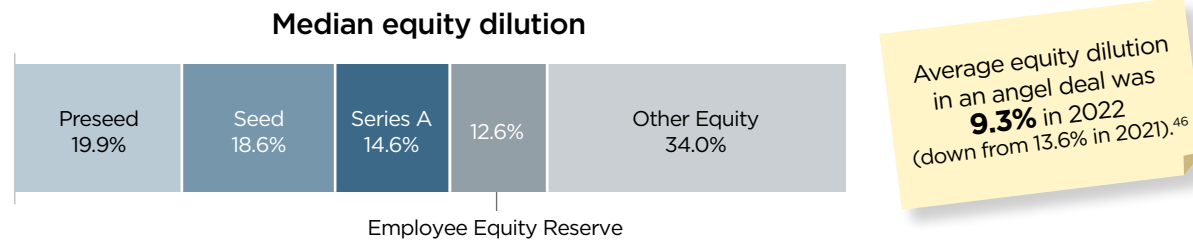
COMMITTEE | Highlights

ENDNOTES | All the Details

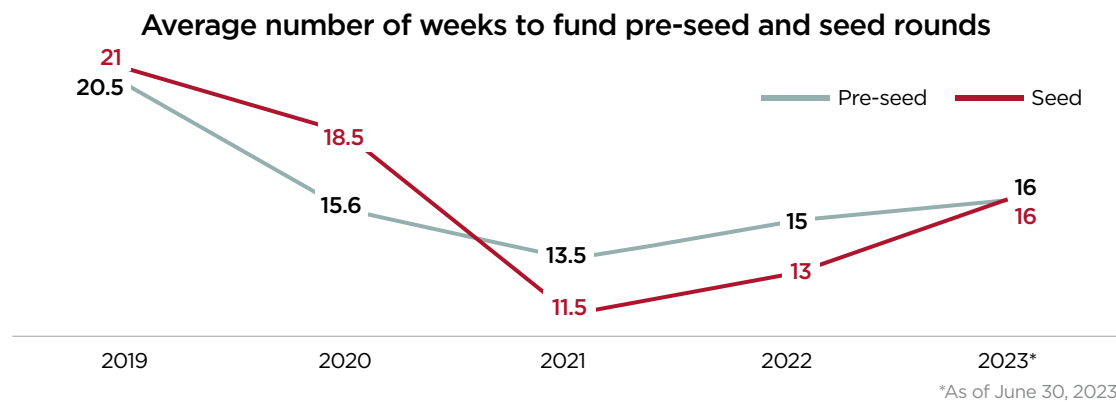
OFFICE | Meet the Team

Many early-stage investors seek equity – the amount of equity dilution to founders varies in pre-seed, seed, and Series A rounds.

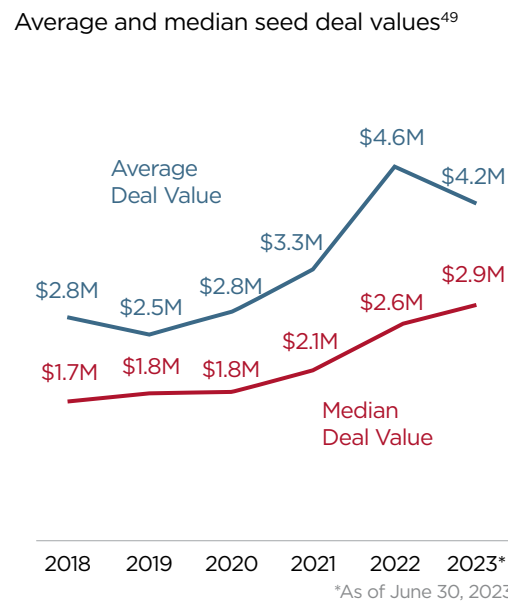
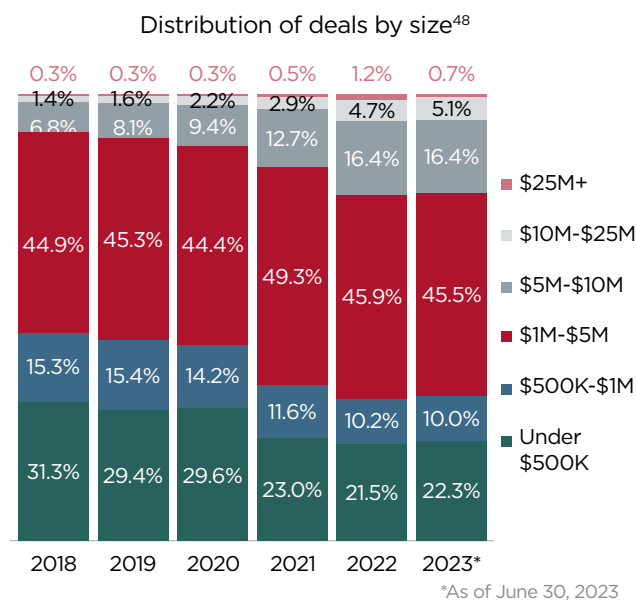
When investors take an ownership interest in a company, it dilutes or reduces the portion that founders own, so this funding is often called dilutive capital. In addition, with a funding round companies often reserve some equity for employee compensation.⁴⁵



Fundraising timeframes can be highly variable; the average fundraising time fell in 2021 but has risen since.⁴⁷



While seed activity has slowed, when seed rounds have closed, the deal values of those rounds have continued to rise.



Contents

MISSION | Who We Are

DATA | State of Capital Formation

Introduction

Small and Emerging Businesses and Exempt Offering Data

Mature and Later-Stage Businesses

Initial Public Offerings and Small Public Companies

Women Founders and Investors

Diverse Founders and Investors

Natural Disaster Areas

Rural Communities

POLICY | Recommendations

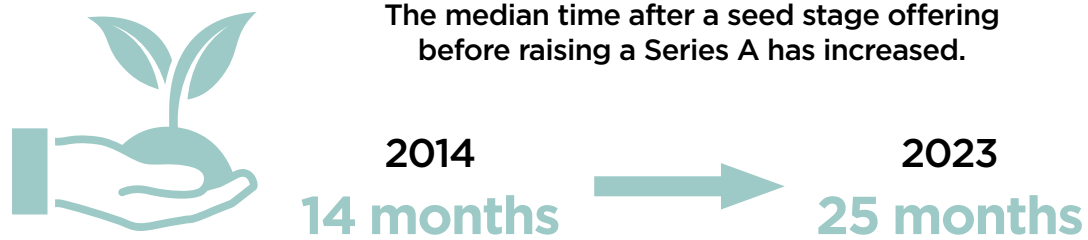
ADVOCACY | What We Do

COMMITTEE | Highlights


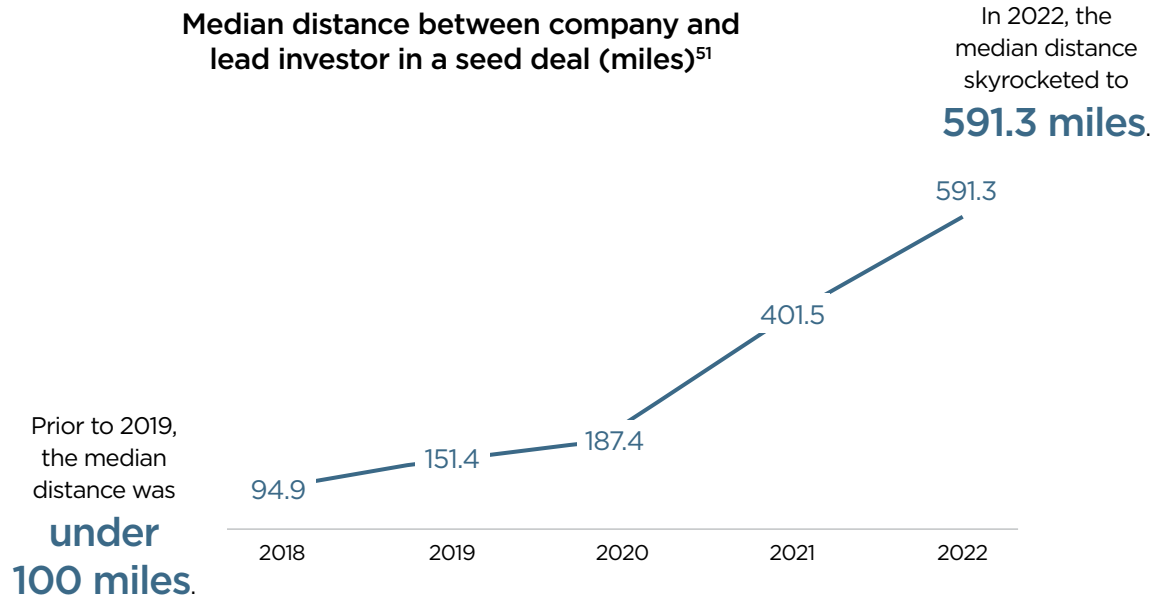
ENDNOTES | All the Details

OFFICE | Meet the Team

Seed businesses face an uphill battle moving from a successful seed round to Series A.⁵⁰



Many seed investors are expanding their geographic reach.



While the median distance between lead investor and company has increased, distance continues to be an **added barrier** that companies in small markets, and in markets **far from venture hubs**, face when they need to raise capital.⁵²

Contents

MISSION | Who We Are

DATA | State of Capital Formation

Introduction

Small and Emerging Businesses and Exempt Offering Data

Mature and Later-Stage Businesses

Initial Public Offerings and Small Public Companies

Women Founders and Investors

Diverse Founders and Investors

Natural Disaster Areas

Rural Communities

POLICY | Recommendations

ADVOCACY | What We Do

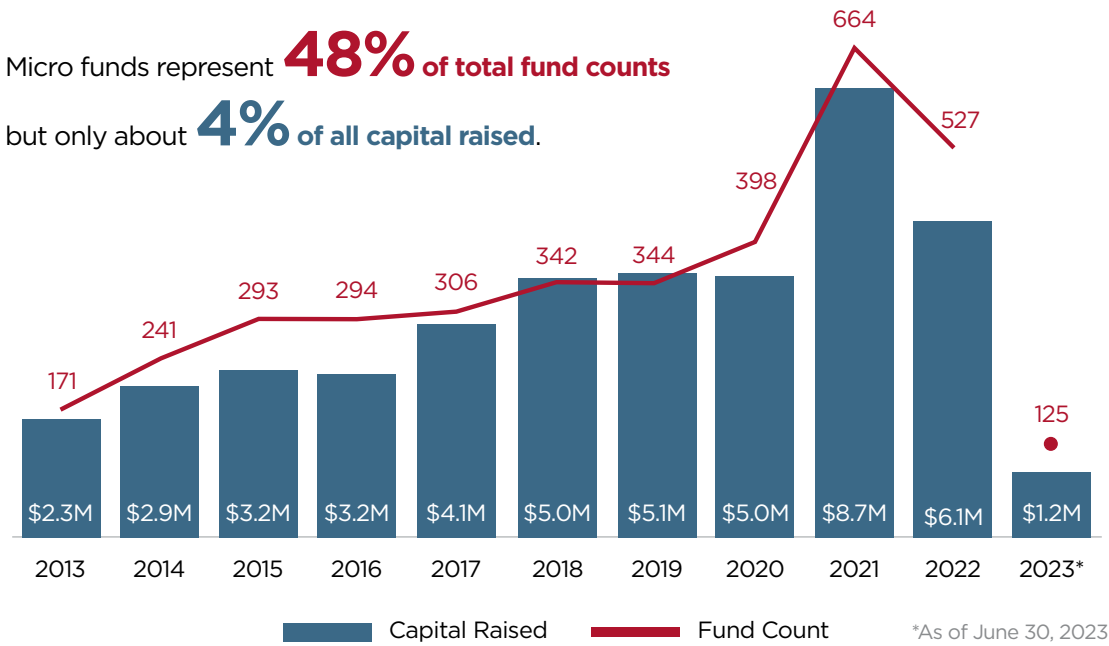
COMMITTEE | Highlights

ENDNOTES | All the Details

OFFICE | Meet the Team

Micro fund closings fall below pre-pandemic levels.⁵³

Micro funds represent **48% of total fund counts** but only about **4% of all capital raised.**



What is a micro fund?

A micro fund is a fund that **raises \$50 million or less**. In recent years, micro funds have **strengthened seed funding**.⁵⁴ A majority of micro funds are raised by **emerging managers**.⁵⁵



Micro funds mainly raise capital from family offices and wealthy individuals, such as GPs in VC funds and successful startup founders. Because of this, their LP base tends to be more fickle than that of larger firms, which is more geared towards institutional capital.

MARINA TEMKIN, PITCHBOOK⁵⁶

Contents

MISSION | Who We Are

DATA | State of Capital Formation

Introduction

Small and Emerging Businesses and Exempt Offering Data

Mature and Later-Stage Businesses

Initial Public Offerings and Small Public Companies

Women Founders and Investors

Diverse Founders and Investors

Natural Disaster Areas

Rural Communities

POLICY | Recommendations

ADVOCACY | What We Do

COMMITTEE | Highlights

ENDNOTES | All the Details

OFFICE | Meet the Team

What regulatory pathways are companies and pooled funds using to raise capital?⁵⁷

Rule 506(c) General Solicitation Offerings

These offerings allow companies and pooled funds to raise unlimited capital by broadly soliciting investors who meet certain wealth thresholds or have certain professional credentials.⁵⁸

\$169B

(\$750,000 median)

Rule 504 Limited Offerings

\$258M — •

(\$250,000 median)

These offerings allow companies to raise up to \$10 million in a 12-month period, in many cases from investors with whom the company has a relationship.⁵⁹

Regulation A

\$1.5B — •

(\$1.6M median)

These offerings are sometimes called a “mini-IPO” and allow eligible companies to raise up to \$20 million in a 12-month period in a Tier 1 offering and up to \$75 million in a 12-month period in a Tier 2 offering through a process similar to, but less expensive than, a registered offering.⁶⁵

Crowdfunding

\$352M — •

(\$100,000 median)

Regulation Crowdfunding offerings allow eligible companies to raise up to \$5 million in capital in a 12-month period from investors online via a registered funding portal.⁶²

Initial Public Offerings

\$17B — •

(\$17M median)

Initial public offerings (IPOs) provide an initial pathway for companies to raise unlimited capital from the general public through a registered offering. After its IPO, the company will be a public company with ongoing public reporting requirements.⁶⁴

Other Registered Offerings

\$1.1T

(\$300M median)

These offerings allow companies to raise unlimited capital and selling shareholders to obtain liquidity through public offerings using a registration statement filed with the SEC.⁶⁶

Rule 506(b) Private Placements

\$2.7T

(\$1.2M median)



These offerings allow companies and pooled funds to raise unlimited capital from investors with whom the company has a relationship and who meet certain wealth thresholds or have certain professional credentials. A company cannot use general solicitation in a 506(b) private placement.⁶¹

Other Exempt Offerings

\$1.3T



Other exempt offerings includes estimated amounts raised under Regulation S (offshore offerings) and Rule 144A (following a private placement by a company, purchasers may use this exemption to resell their securities to qualified institutional buyers).⁶³

Flows into Registered Funds

\$8.8T



Flows into registered funds (companies registered under the Investment Company Act) reflects the estimated amount of capital invested in registered open-end mutual funds, exchange-traded funds, and money market funds.⁶⁰

Contents

MISSION | Who We Are

DATA | State of Capital Formation

Introduction

Small and Emerging Businesses and Exempt Offering Data

Mature and Later-Stage Businesses

Initial Public Offerings and Small Public Companies

Women Founders and Investors

Diverse Founders and Investors

Natural Disaster Areas

Rural Communities

POLICY | Recommendations

ADVOCACY | What We Do

COMMITTEE | Highlights

ENDNOTES | All the Details

OFFICE | Meet the Team

INTERACTIVE VERSION NOTE
The information on this page has been merged with the previous page for a better viewer experience.

Contents

MISSION | Who We Are

DATA | State of Capital Formation

Introduction

Small and Emerging Businesses and Exempt Offering Data

Mature and Later-Stage Businesses

Initial Public Offerings and Small
Public Companies

Women Founders and Investors

Diverse Founders and Investors

Natural Disaster Areas

Rural Communities

POLICY | Recommendations

ADVOCACY | What We Do

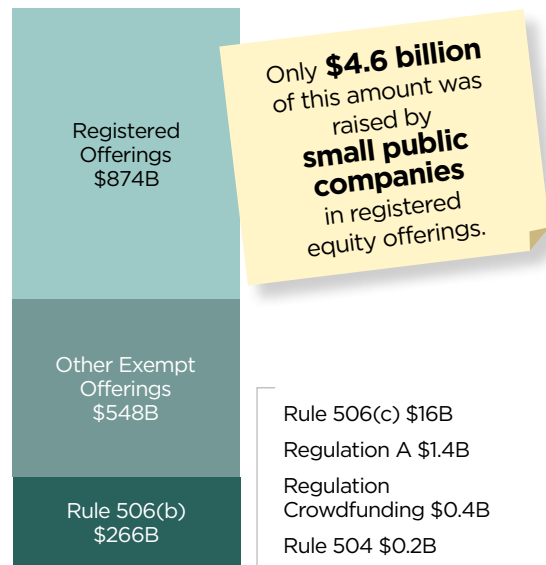
COMMITTEE | Highlights

ENDNOTES | All the Details

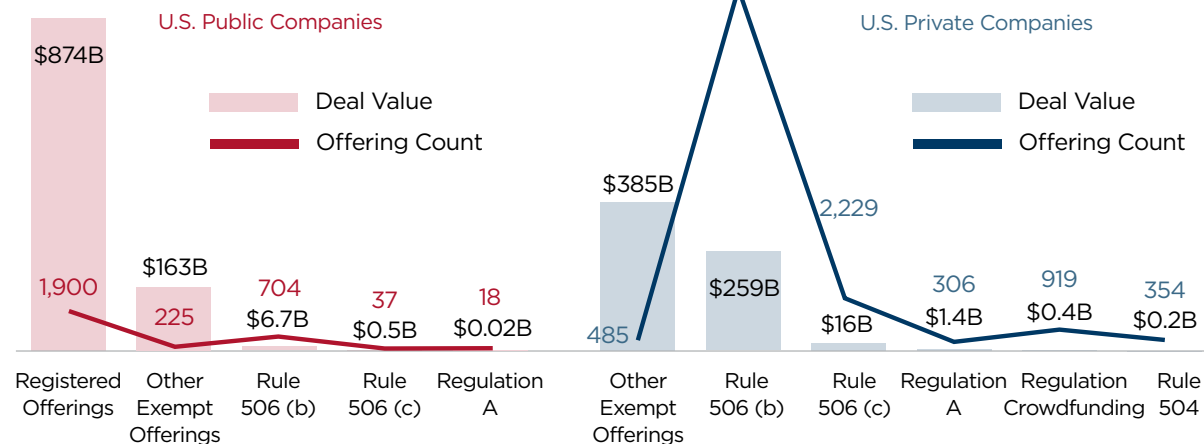
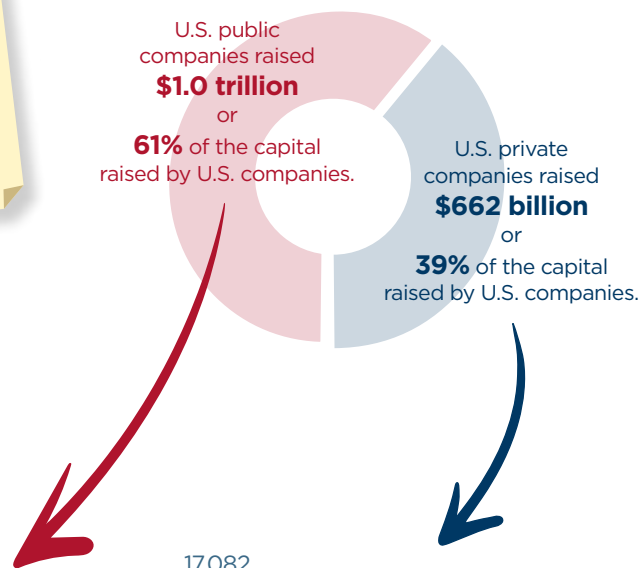
OFFICE | Meet the Team

How are U.S. companies (excluding pooled funds) raising capital from investors?⁶⁷

What pathways are U.S. public and private companies using to raise capital?



U.S. public companies are raising more capital than U.S. private companies.



Contents

MISSION | Who We Are

DATA | State of Capital Formation

Introduction

Small and Emerging Businesses and Exempt Offering Data

Mature and Later-Stage Businesses

Initial Public Offerings and Small Public Companies

Women Founders and Investors

Diverse Founders and Investors

Natural Disaster Areas

Rural Communities

POLICY | Recommendations

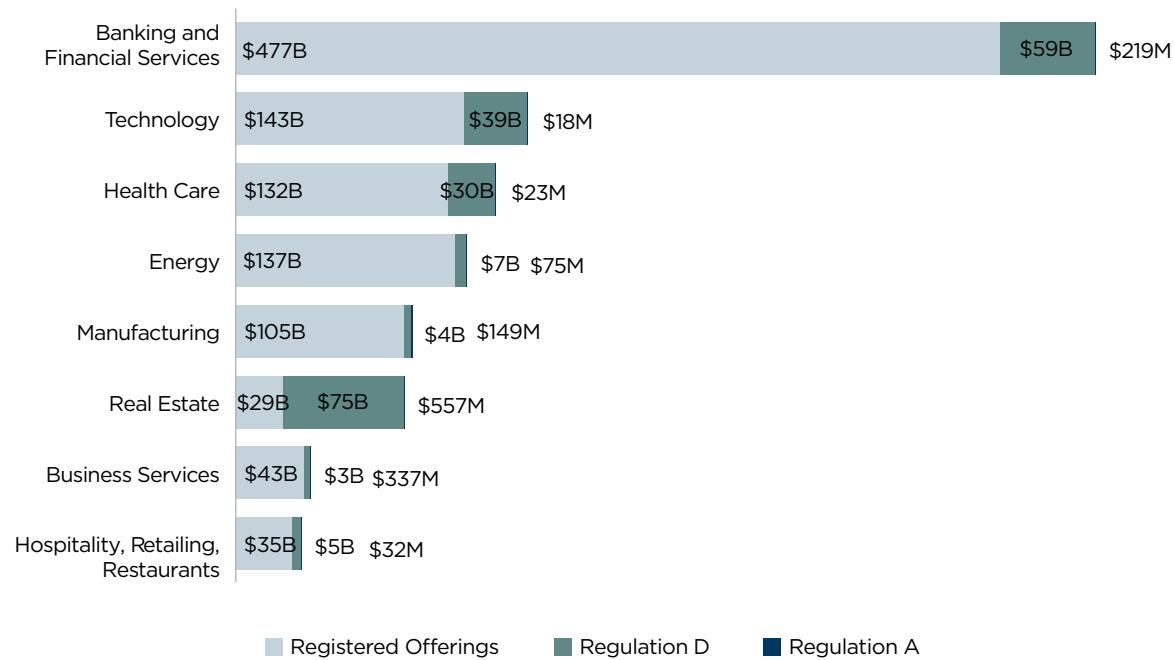
ADVOCACY | What We Do

COMMITTEE | Highlights

ENDNOTES | All the Details

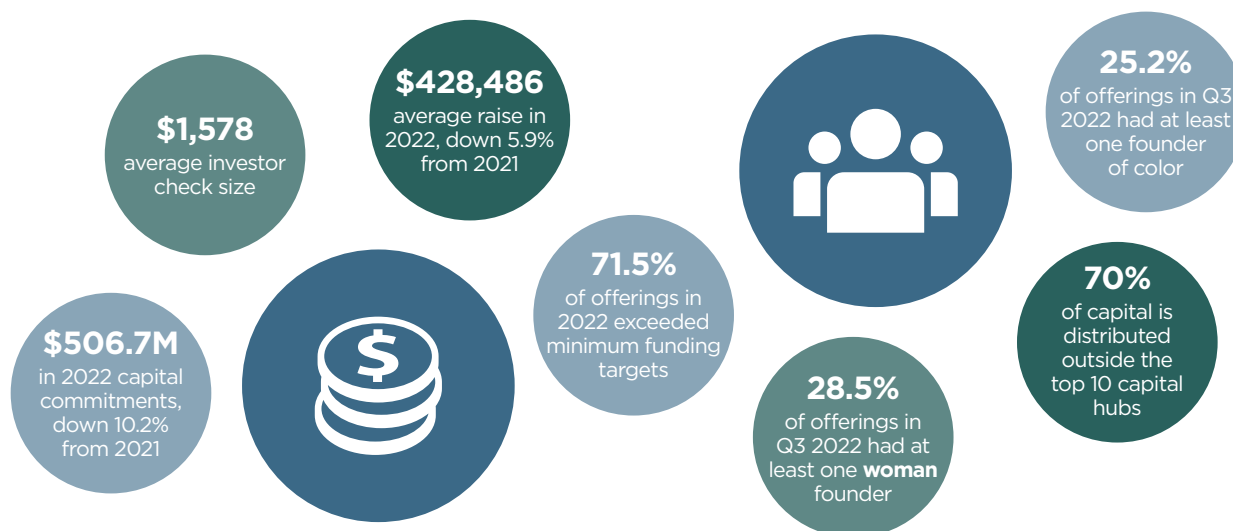
OFFICE | Meet the Team

How are different industries using the top 3 offerings pathways to raise capital (excluding pooled funds)?⁶⁸



What is happening with Regulation Crowdfunding offerings?

Crowdfunding has continued to support many diverse companies across the U.S. through small checks from many different investors.⁶⁹



Contents

MISSION | Who We Are

DATA | State of Capital Formation

Introduction

Small and Emerging Businesses and Exempt Offering Data

Mature and Later-Stage Businesses

Initial Public Offerings and Small Public Companies

Women Founders and Investors

Diverse Founders and Investors

Natural Disaster Areas

Rural Communities

POLICY | Recommendations

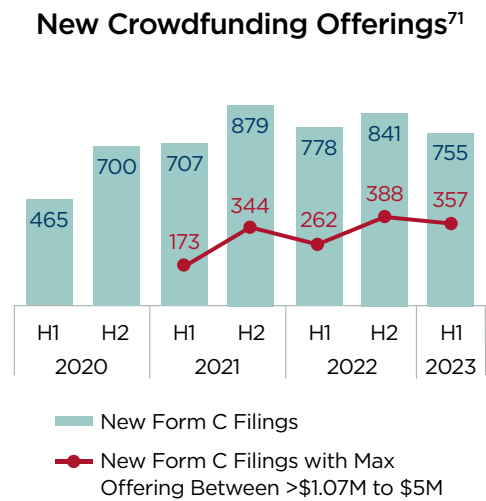
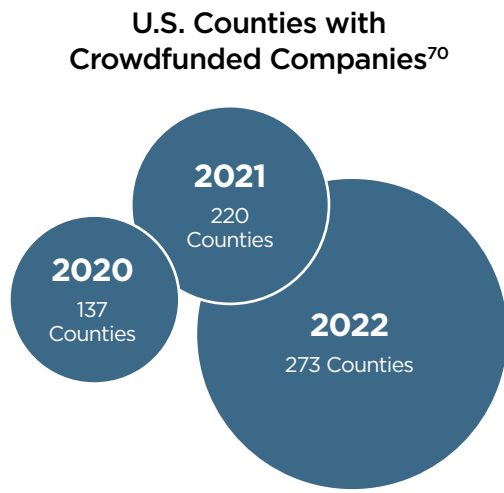
ADVOCACY | What We Do

COMMITTEE | Highlights

ENDNOTES | All the Details

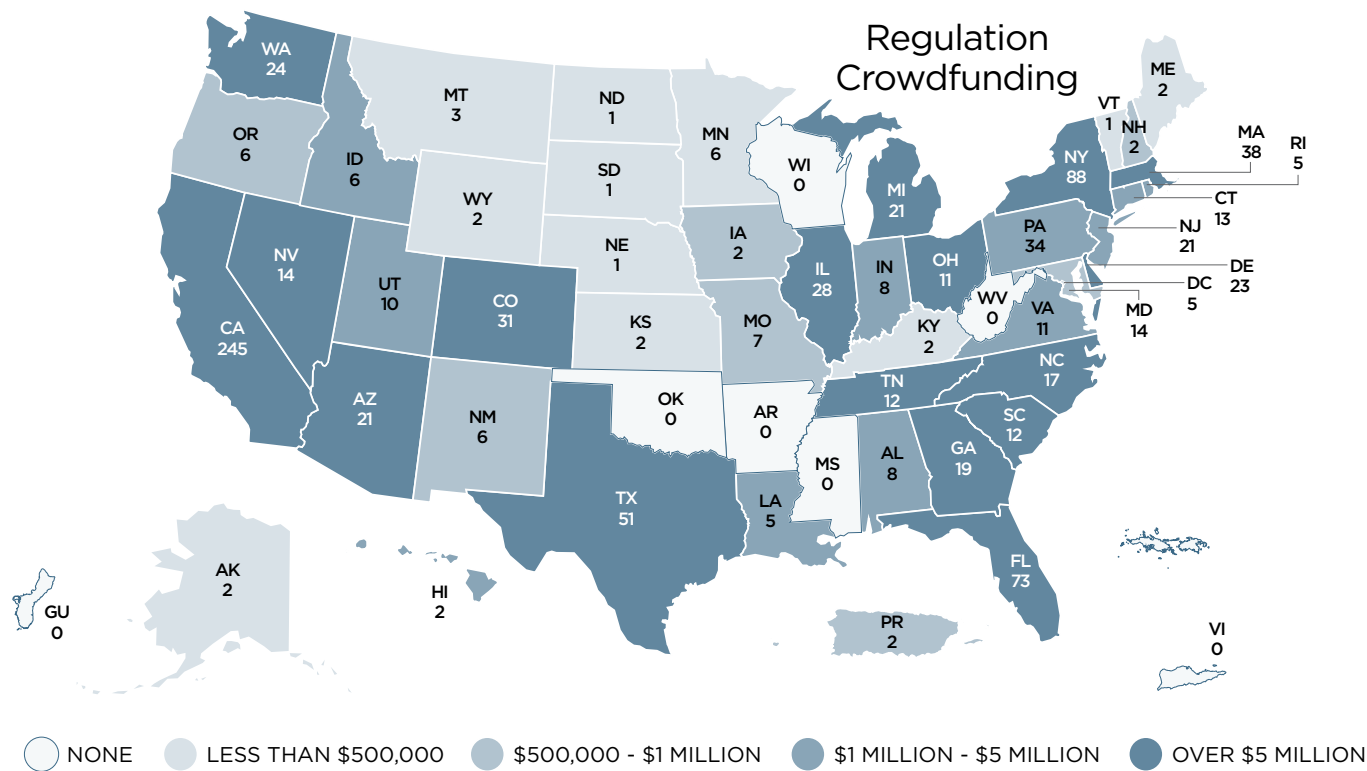
OFFICE | Meet the Team

The number of U.S. counties with crowdfunded companies has continued to increase, with new offerings not far from the 2021 and 2022 peaks.



Where are companies using Regulation Crowdfunding to raise capital?

The shading of each state shows the estimated total capital raised, and the number indicates the total number of offerings in that state.⁷²



Contents

MISSION | Who We Are

DATA | State of Capital Formation

Introduction

Small and Emerging Businesses and Exempt Offering Data

Mature and Later-Stage Businesses

Initial Public Offerings and Small Public Companies

Women Founders and Investors

Diverse Founders and Investors

Natural Disaster Areas

Rural Communities

POLICY | Recommendations

ADVOCACY | What We Do

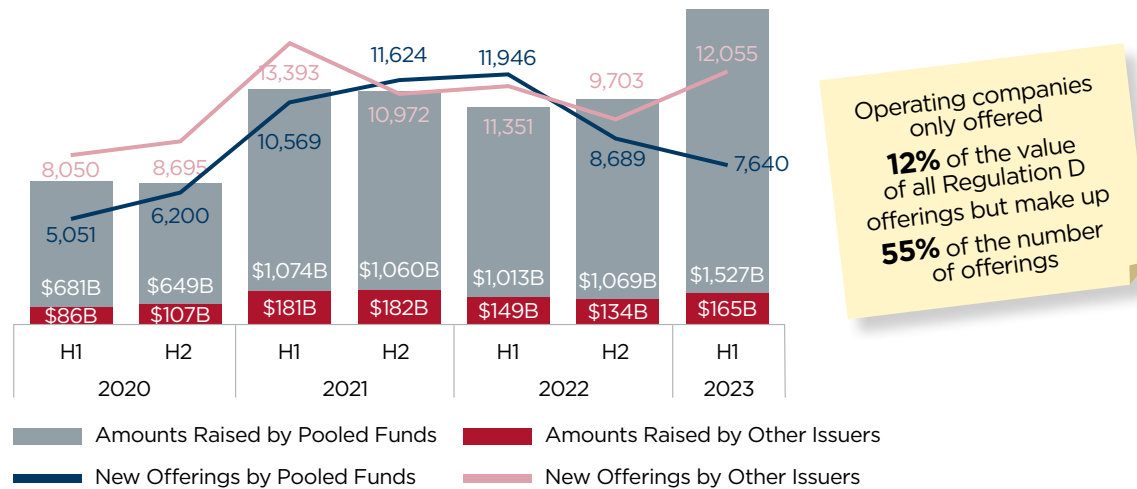
COMMITTEE | Highlights

ENDNOTES | All the Details

OFFICE | Meet the Team

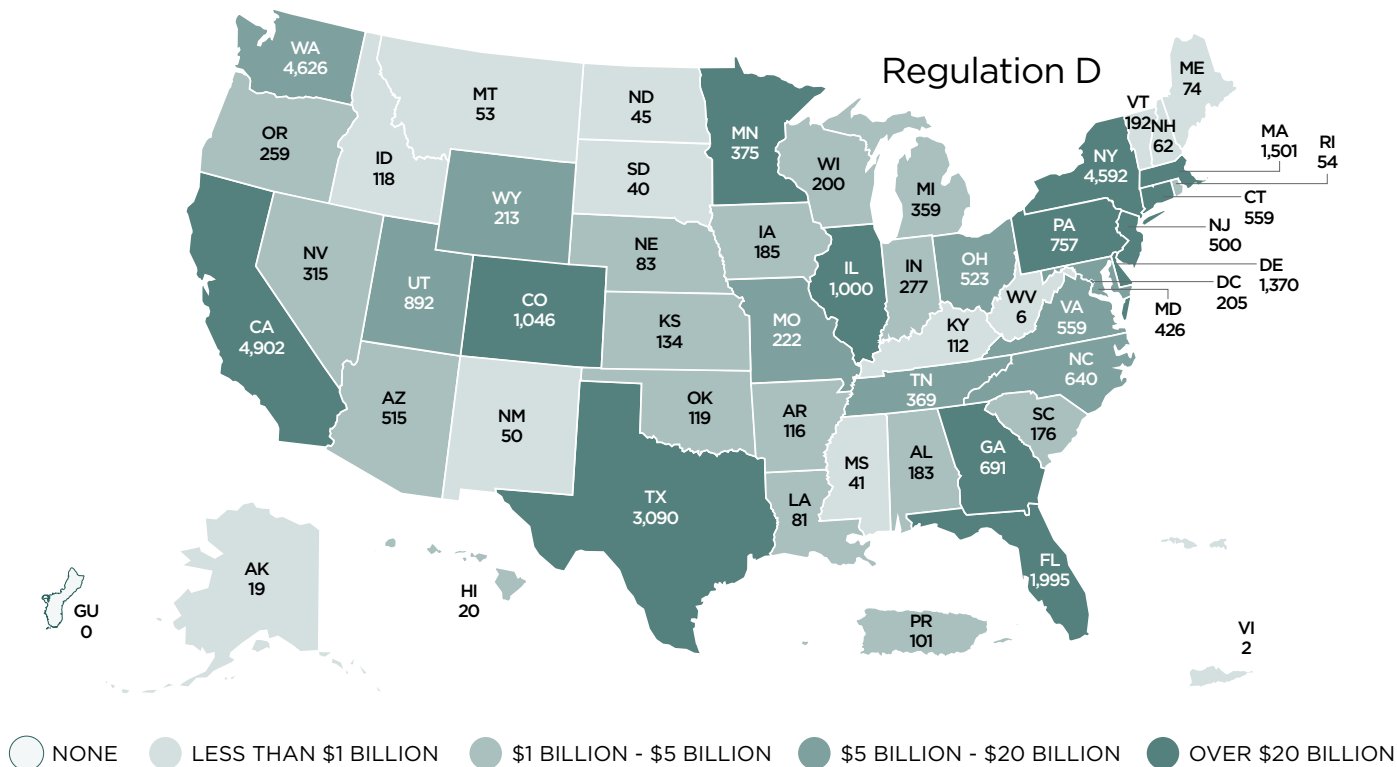
What is happening with Regulation D Offerings?

Pooled Funds account for the majority of funds raised under Regulation D.⁷³



Where are companies using Regulation D to raise capital?

The shading of each state shows the estimated total capital raised, and the number indicates the total number of offerings in that state.⁷⁴



Contents

MISSION | Who We Are

DATA | State of Capital Formation

Introduction

Small and Emerging Businesses and Exempt Offering Data

Mature and Later-Stage Businesses

Initial Public Offerings and Small Public Companies

Women Founders and Investors

Diverse Founders and Investors

Natural Disaster Areas

Rural Communities

POLICY | Recommendations

ADVOCACY | What We Do

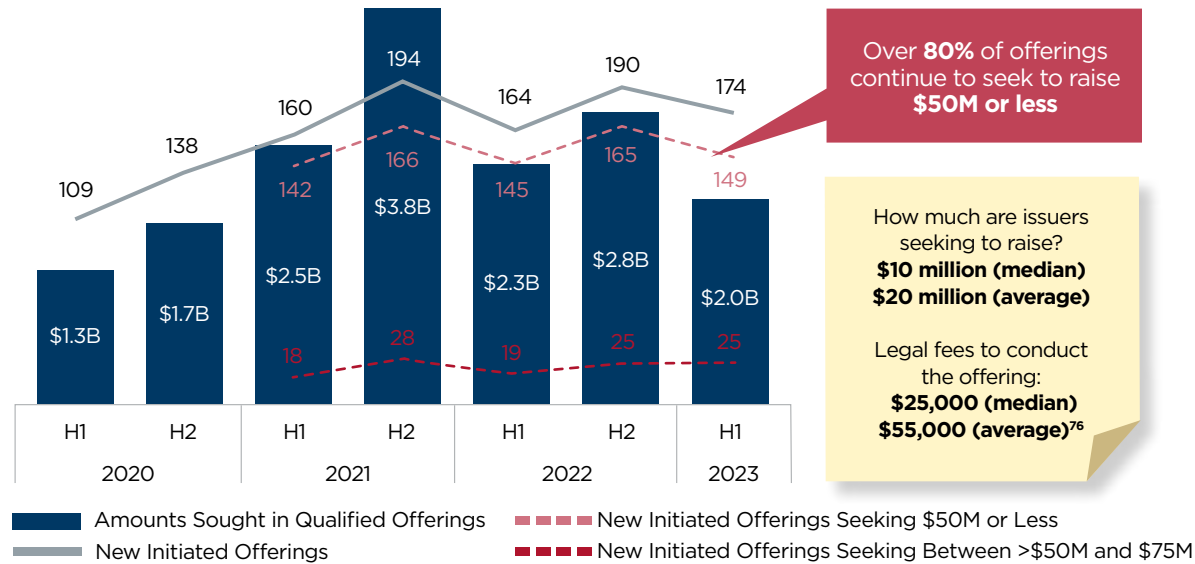
COMMITTEE | Highlights

ENDNOTES | All the Details

OFFICE | Meet the Team

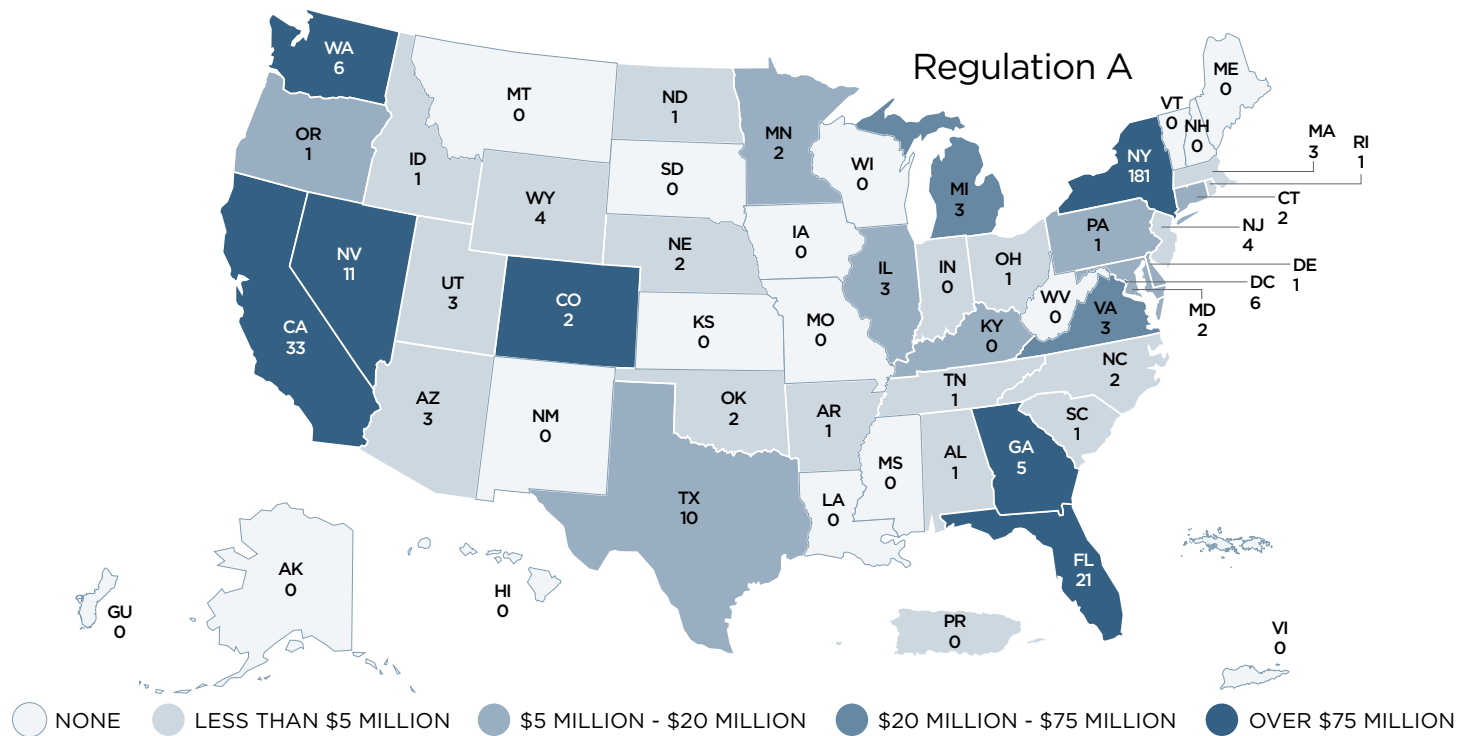
What is happening in Regulation A offerings?

The overall amounts sought have declined since the peak in the second half of 2021, while the number of offerings has remained steadier.⁷⁵



Where are companies using Regulation A to raise capital?

The shading of each state shows the estimated total capital raised, and the number indicates the total number of offerings in that state.⁷⁷



Contents

MISSION | Who We Are

DATA | State of Capital Formation

Introduction

Small and Emerging Businesses and Exempt Offering Data

Mature and Later-Stage Businesses

Initial Public Offerings and Small Public Companies

Women Founders and Investors

Diverse Founders and Investors

Natural Disaster Areas

Rural Communities

POLICY | Recommendations

ADVOCACY | What We Do

COMMITTEE | Highlights

ENDNOTES | All the Details

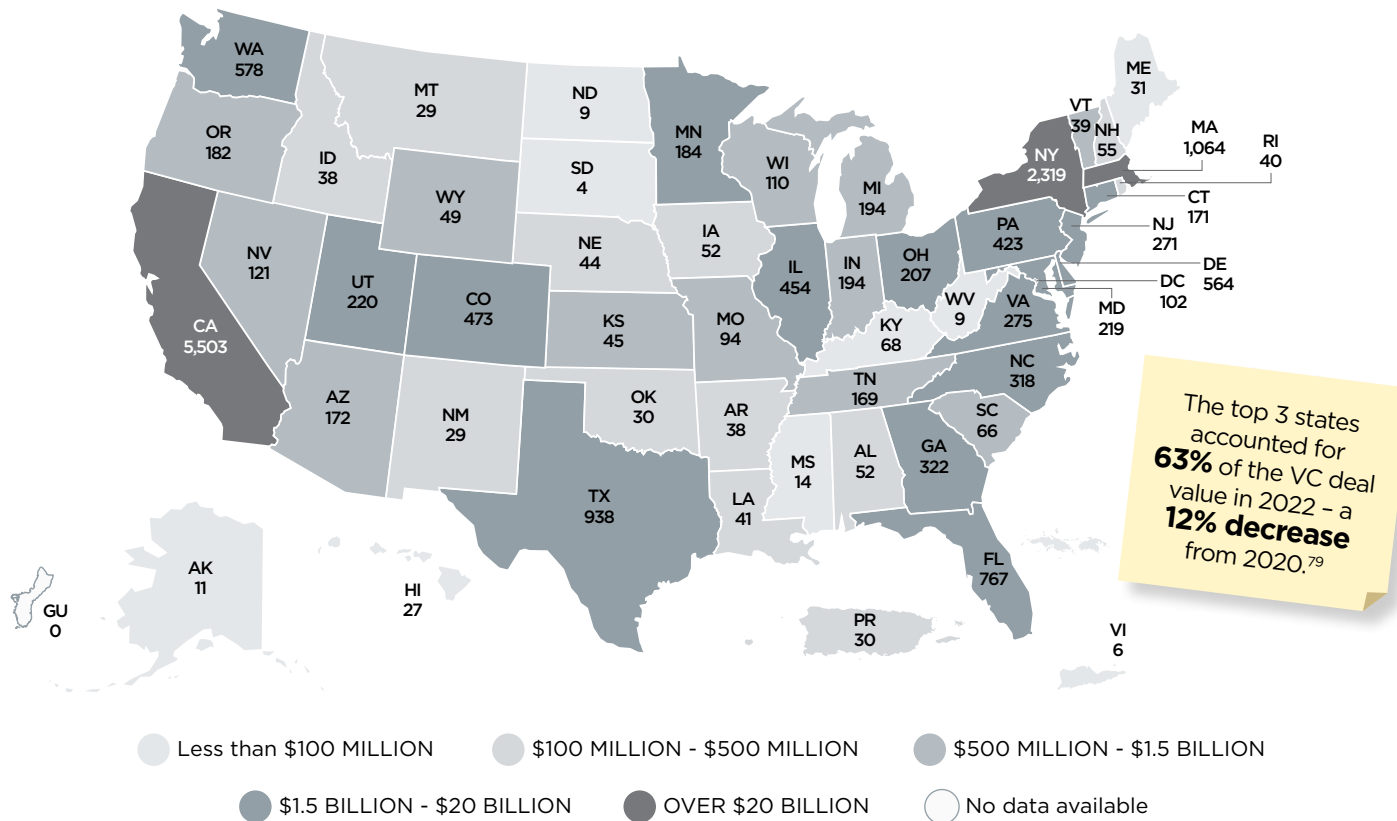
OFFICE | Meet the Team

Mature and Later-Stage Businesses

Companies within this segment of the market are generally growing and looking for larger amounts of capital that can fund operations of scale, ventures into new product lines, and preparation for public markets. Most often, their investors are institutional in nature, whether VC funds, private equity funds, or crossover investors from the public market.

While VC activity is still concentrated in a few states, VC funds are investing in growth startups across the U.S.

The below map illustrates the concentration of estimated VC deal value in 2022, with the number of VC deals indicated on each state.⁷⁸



Contents

MISSION | Who We Are

DATA | State of Capital Formation

Introduction

Small and Emerging Businesses and Exempt Offering Data

Mature and Later-Stage Businesses

Initial Public Offerings and Small Public Companies

Women Founders and Investors

Diverse Founders and Investors

Natural Disaster Areas

Rural Communities

POLICY | Recommendations

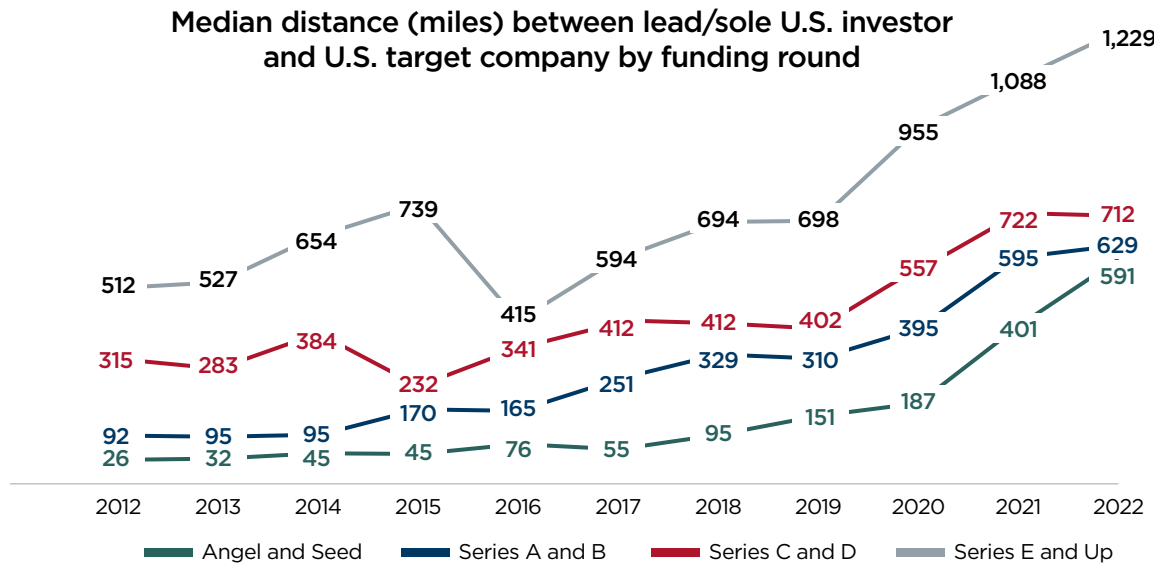
ADVOCACY | What We Do

COMMITTEE | Highlights

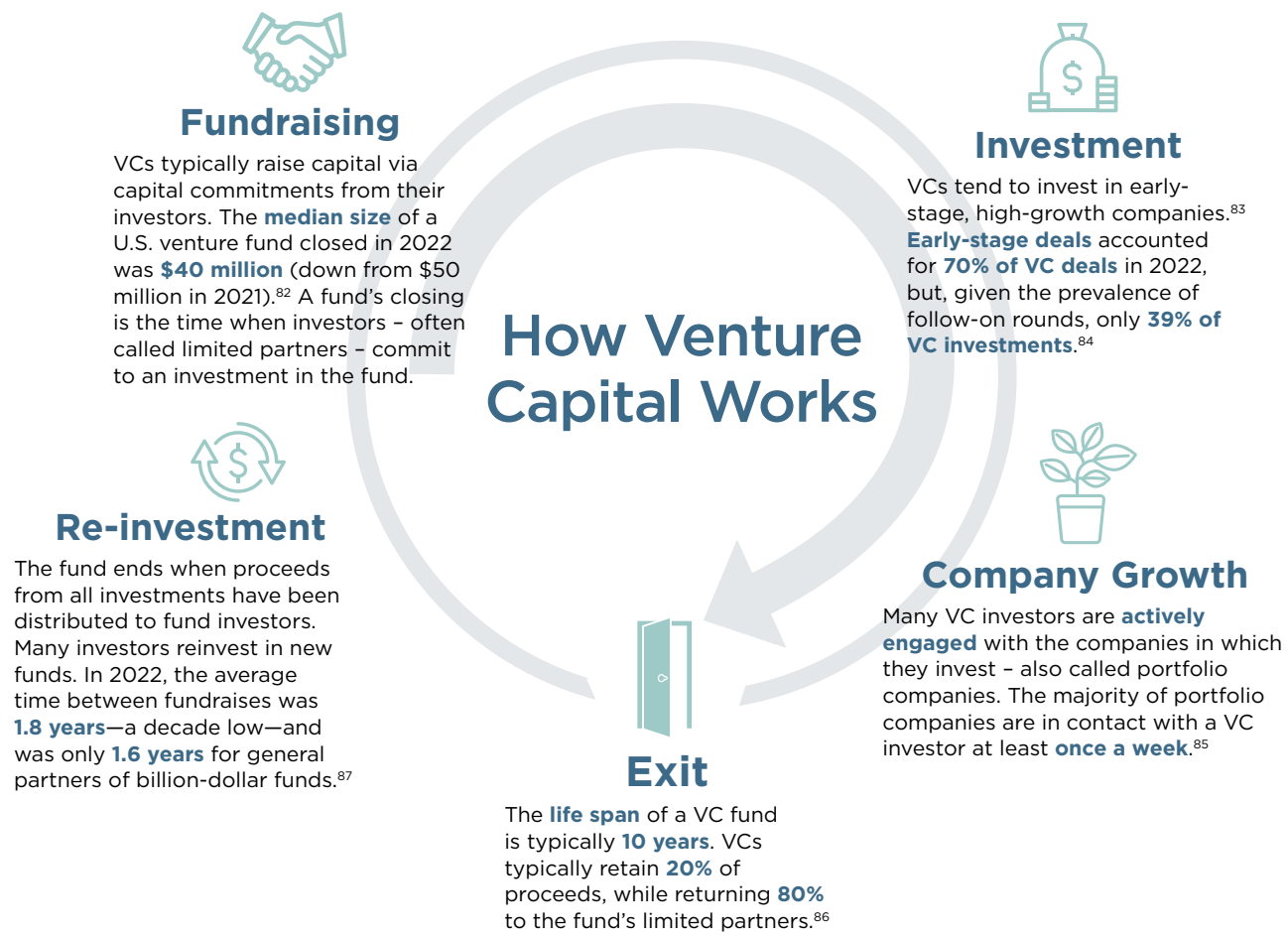
ENDNOTES | All the Details

OFFICE | Meet the Team

The distance between VCs and their portfolio companies continues to increase.⁸⁰



What is the typical VC fund cycle?⁸¹



Contents

MISSION | Who We Are

DATA | State of Capital Formation

Introduction
 Small and Emerging Businesses and Exempt Offering Data

Mature and Later-Stage Businesses

Initial Public Offerings and Small Public Companies
 Women Founders and Investors
 Diverse Founders and Investors
 Natural Disaster Areas
 Rural Communities

POLICY | Recommendations

ADVOCACY | What We Do

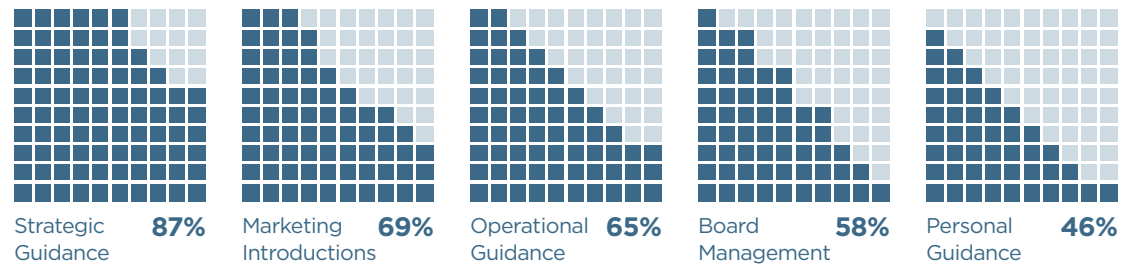
COMMITTEE | Highlights

ENDNOTES | All the Details

OFFICE | Meet the Team

Beyond capital, how can a VC investment benefit a portfolio company?

Portfolio companies may receive:⁸⁸



Many VC investments are accompanied by a board seat for a VC investor.⁸⁹ For a portfolio company, having VC directors with investments within the same industry is associated with:⁹⁰



A higher probability of **additional investment** (raising 1.14 additional rounds)



A higher probability of an **IPO** at a **higher valuation** (3.7 percentage point increase in IPO probability)

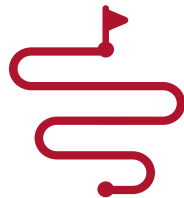


A **decreased** probability of **failure** (12.5 percentage point decrease)

Conversely, after losing a VC director:⁹¹



A startup is **17% less likely to raise** another round and takes **4 months longer** to close



A lower probability of an **IPO** and an **18-month delay** to reach a successful exit



A **higher** probability of **failure** (increase of 6.7 percentage points over the next 3 years)

Contents

MISSION | Who We Are

DATA | State of Capital Formation

Introduction

Small and Emerging Businesses and Exempt Offering Data

Mature and Later-Stage Businesses

Initial Public Offerings and Small Public Companies

Women Founders and Investors

Diverse Founders and Investors

Natural Disaster Areas

Rural Communities

POLICY | Recommendations

ADVOCACY | What We Do

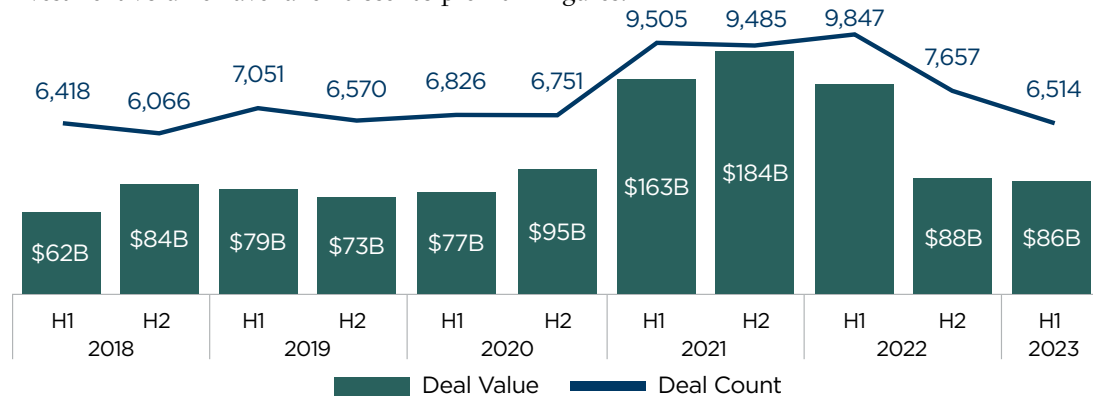
COMMITTEE | Highlights

ENDNOTES | All the Details

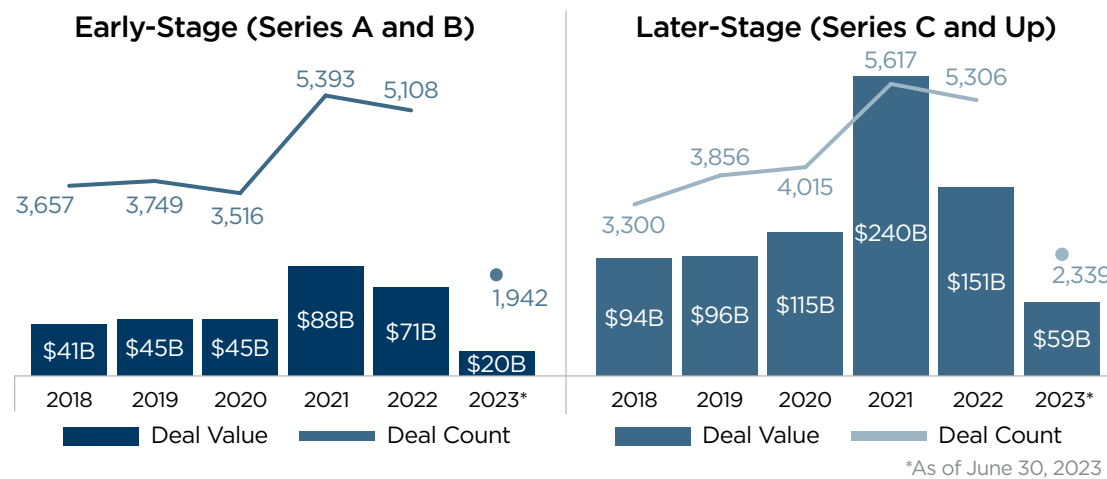
OFFICE | Meet the Team

How is VC investment activity changing?

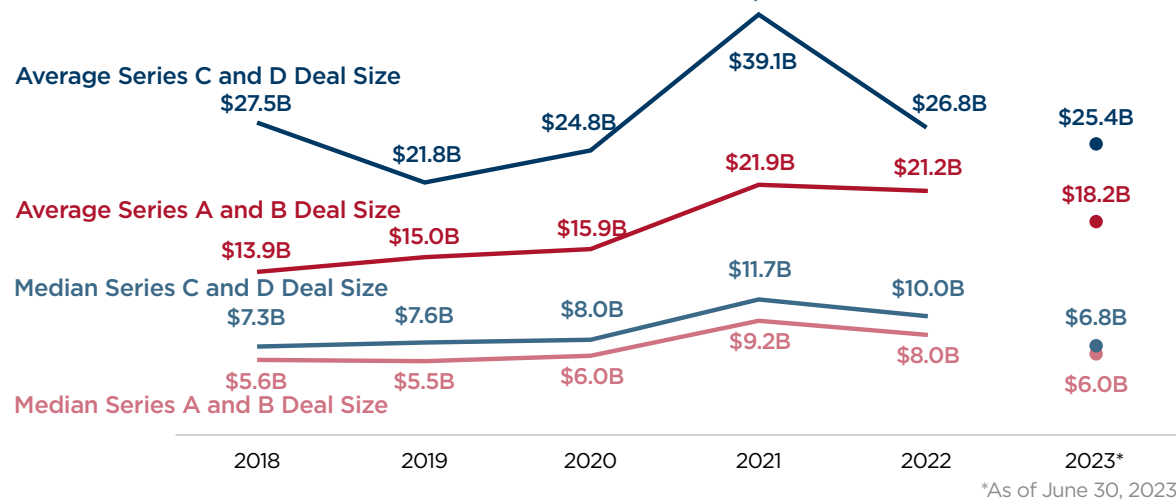
Following historically high investment activity in 2021 and the first half of 2022, deal counts and investment volume have fallen closer to pre-2021 figures.⁹²



Deal volume and count for early-stage and later-stage deals continued to decline from 2021 peaks.⁹³



While the size of seed rounds has continued to increase, the size of Series A, B, C, and D rounds has fallen from 2021 peaks.⁹⁴



Contents

MISSION | Who We Are

DATA | State of Capital Formation

Introduction

Small and Emerging Businesses and Exempt Offering Data

Mature and Later-Stage Businesses

Initial Public Offerings and Small Public Companies

Women Founders and Investors

Diverse Founders and Investors

Natural Disaster Areas

Rural Communities

POLICY | Recommendations

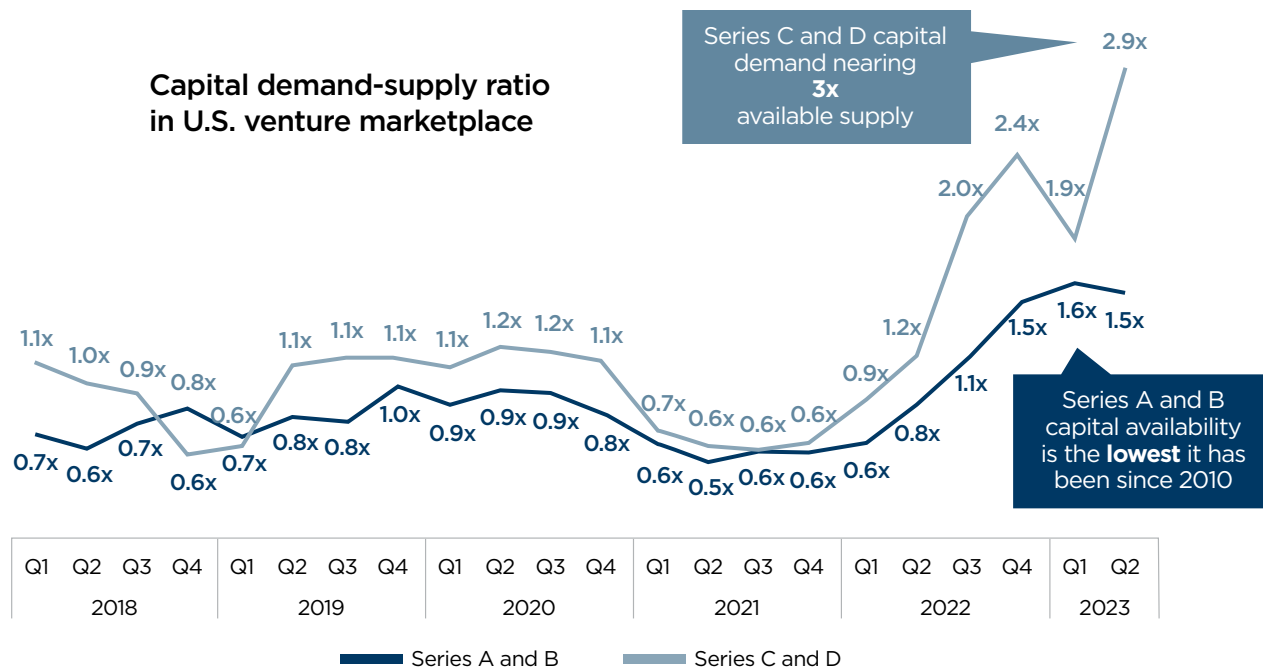
ADVOCACY | What We Do

COMMITTEE | Highlights

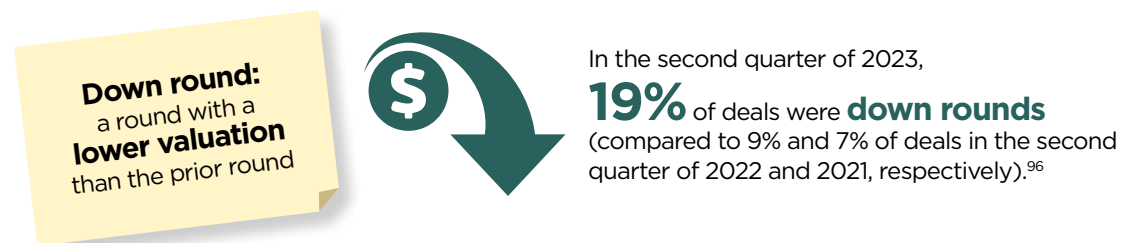
ENDNOTES | All the Details

OFFICE | Meet the Team

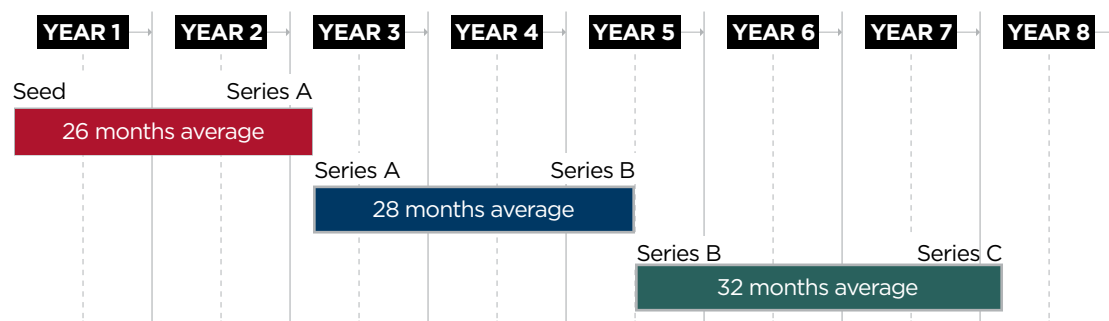
The need for capital in early-stage and later-stage VC deals exceeds the available supply.⁹⁵



For companies that are closing VC rounds, how have market trends affected those deals?



Time between rounds is climbing. After a seed round, the months between rounds average:⁹⁷



Contents

MISSION | Who We Are

DATA | State of Capital Formation

Introduction

Small and Emerging Businesses and Exempt Offering Data

Mature and Later-Stage Businesses

Initial Public Offerings and Small Public Companies

Women Founders and Investors

Diverse Founders and Investors

Natural Disaster Areas

Rural Communities

POLICY | Recommendations

ADVOCACY | What We Do

COMMITTEE | Highlights

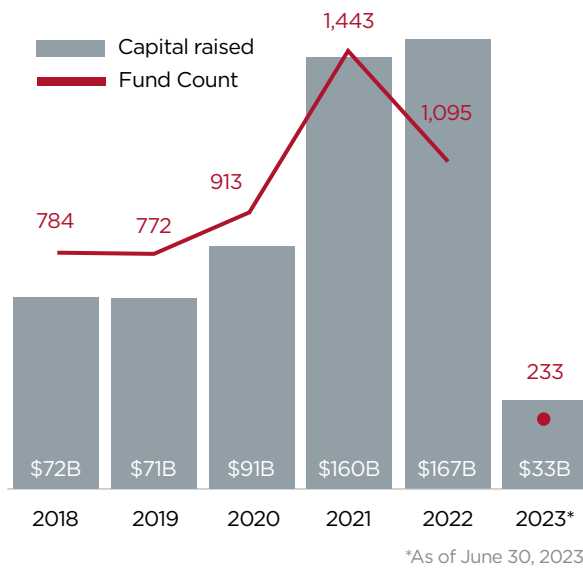
ENDNOTES | All the Details

OFFICE | Meet the Team

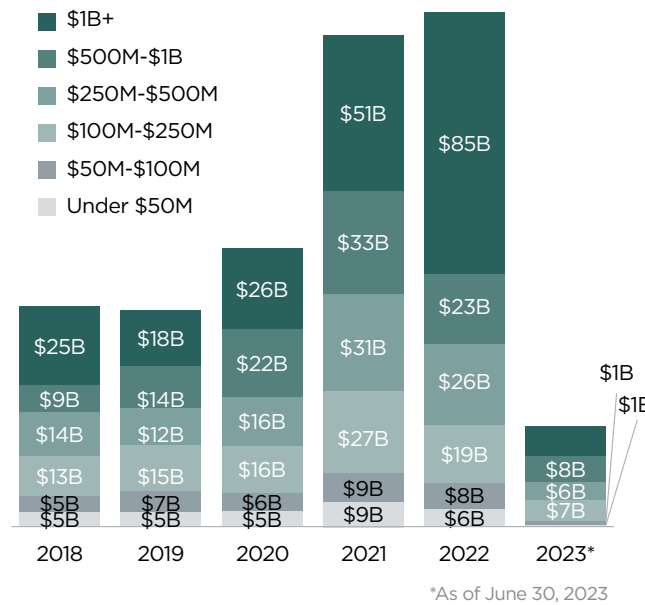
How is VC fundraising activity changing?

VC fundraising slowed from the record highs of 2021 and 2022 and is on pace to set a 6-year low.⁹⁸

The first half of 2023 saw a 73% decrease in capital raised and a 44% decrease in the number of funds, each as compared to the first half of 2022.⁹⁹

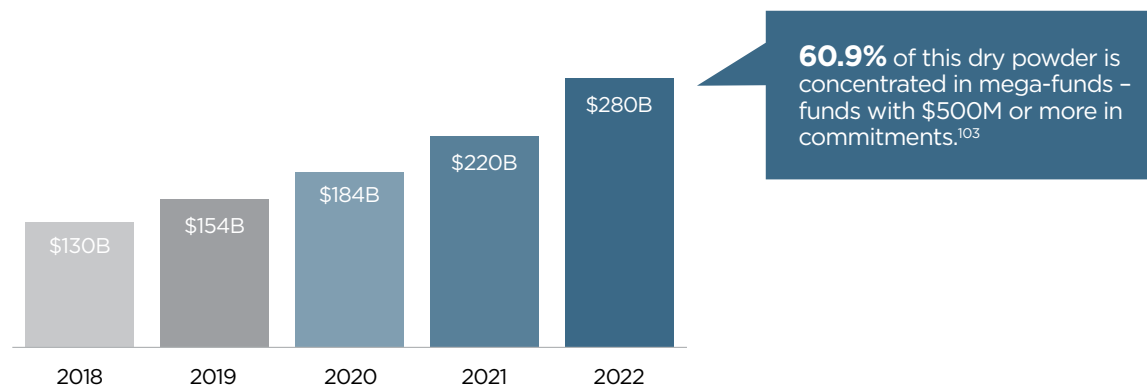


The amounts raised by VC funds varied across fund size.¹⁰⁰



Over the past five years, the amount of capital that VCs have ready to invest - often called "dry powder" - has continued to increase.¹⁰¹

While investments have slowed, record levels of dry powder could provide some insulation from the overall market volatility.¹⁰²



Contents

MISSION | Who We Are

DATA | State of Capital Formation

Introduction

Small and Emerging Businesses and Exempt Offering Data

Mature and Later-Stage Businesses

Initial Public Offerings and Small Public Companies

Women Founders and Investors

Diverse Founders and Investors

Natural Disaster Areas

Rural Communities

POLICY | Recommendations

ADVOCACY | What We Do

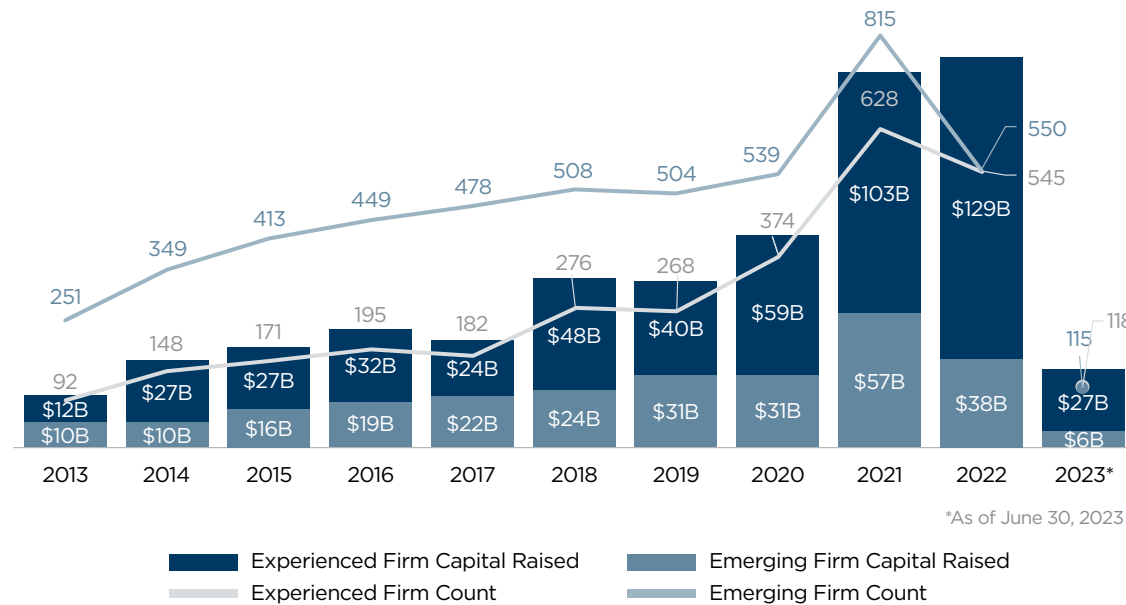
COMMITTEE | Highlights

ENDNOTES | All the Details

OFFICE | Meet the Team

Fundraising continued to concentrate in large and established funds with the percentage of capital invested in emerging managers dropping to a new decade low.¹⁰⁴

For most of the past decade, the number of emerging firms has outpaced established firms by more than 2-to-1. In 2022 and 2023, the number of emerging firms is roughly on par with established firms.¹⁰⁵



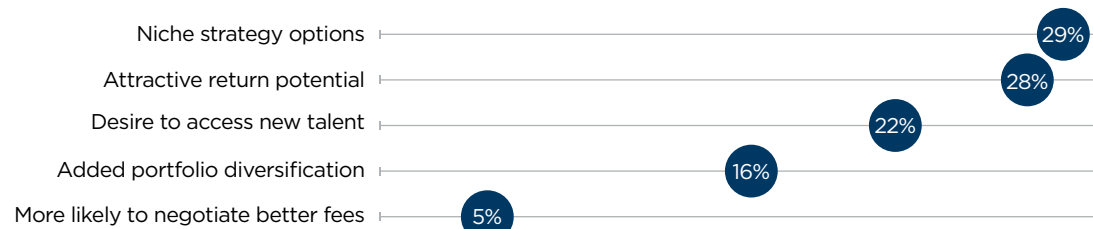
91% of emerging managers found fundraising **difficult or very difficult**¹⁰⁶



While there may be [an] appetite to invest with emerging managers, that's probably going to be the hardest area to raise capital, simply because people are having to make some very difficult choices and are prioritizing re-ups with proven managers who have long track records, in lieu of new relationships.

FIONA ANDERSON WHEELER, BC PARTNERS¹⁰⁷

What drives LPs to allocate funds to emerging managers?¹⁰⁸



Contents

MISSION | Who We Are

DATA | State of Capital Formation

Introduction

Small and Emerging Businesses and Exempt Offering Data

Mature and Later-Stage Businesses

Initial Public Offerings and Small Public Companies

Women Founders and Investors

Diverse Founders and Investors

Natural Disaster Areas

Rural Communities

POLICY | Recommendations

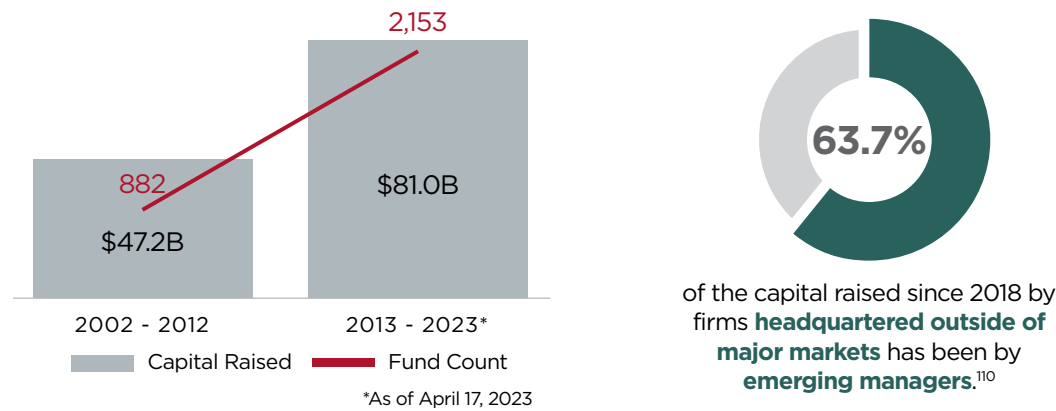
ADVOCACY | What We Do

COMMITTEE | Highlights

ENDNOTES | All the Details

OFFICE | Meet the Team

Over the last decade, emerging managers have increasingly raised funds outside of the traditional venture hubs.¹⁰⁹



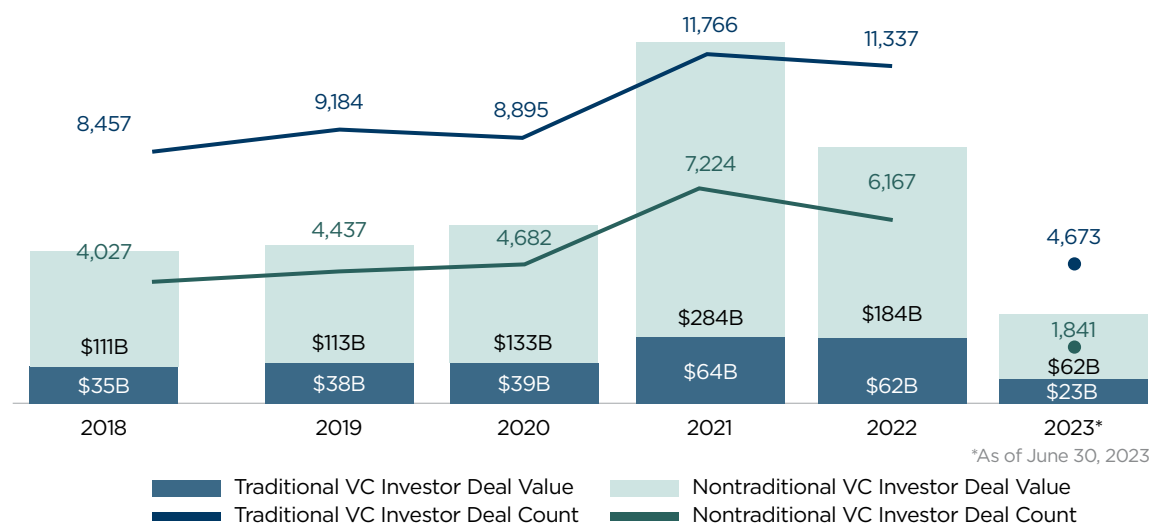
“ Local capital is imperative to help scout and fund startups that launch outside of traditional capital hubs. A declining presence of emerging-manager-led funds could make it more difficult for startups to raise capital and may force them into larger ecosystems. ”

MAX NAVAS, PITCHBOOK¹¹¹

How have nontraditional VC investors impacted fundraising?¹¹²

Although nontraditional VC investors—generally firms and institutions not called VCs—have assumed increased prominence over the past several years, their involvement in VC deals decreased year-over-year in 2022.¹¹³

Despite their decreased participation, nontraditional VC investors still participated in deals that accounted for about 75% of the total VC deal value.¹¹⁴



Contents

MISSION | Who We Are

DATA | State of Capital Formation

Introduction

Small and Emerging Businesses and Exempt Offering Data

Mature and Later-Stage Businesses

Initial Public Offerings and Small Public Companies

Women Founders and Investors

Diverse Founders and Investors

Natural Disaster Areas

Rural Communities

POLICY | Recommendations

ADVOCACY | What We Do

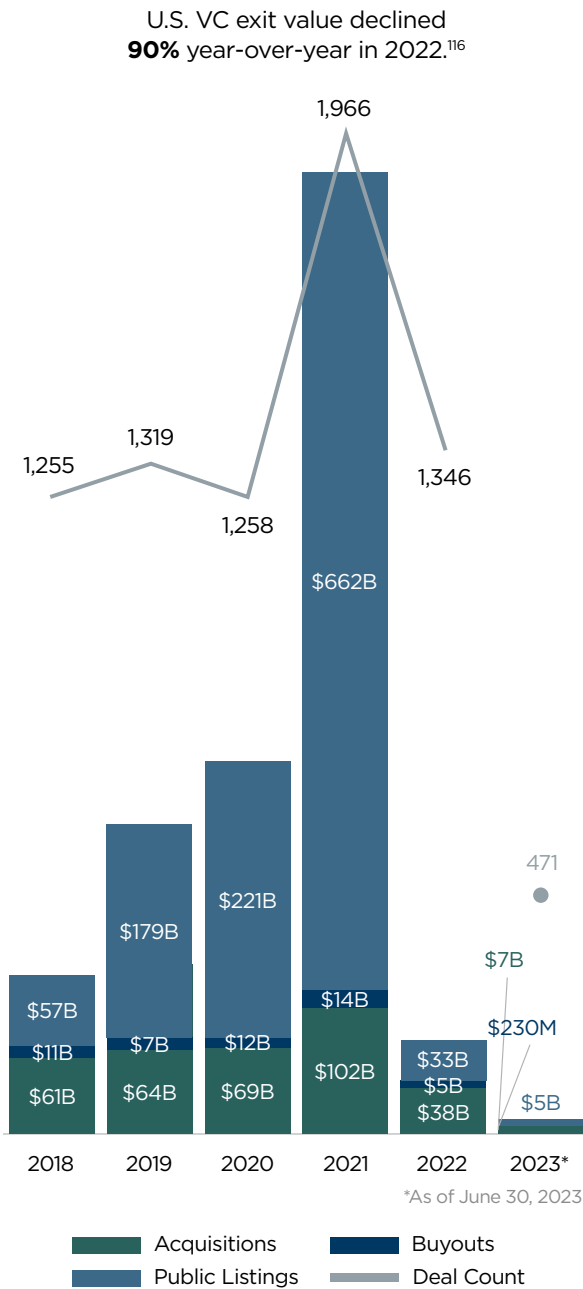
COMMITTEE | Highlights

ENDNOTES | All the Details

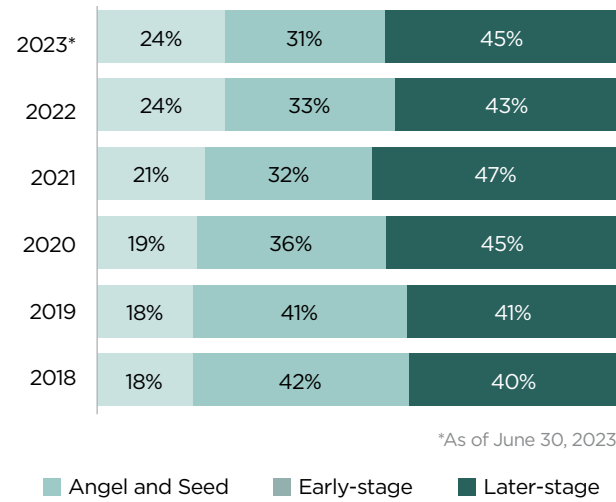
OFFICE | Meet the Team

There was a marked reduction in portfolio company exits in 2022 compared to previous years.

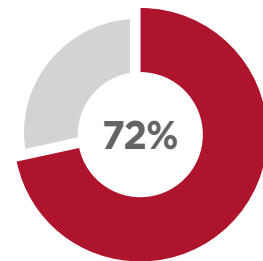
A reduction in exit activity reduces distributions from VC funds to their limited partners—in turn stemming reinvestments by those limited partners into VC funds.¹¹⁵



While exit numbers have declined dramatically since 2021, the overall exit ratios by funding stage have generally remained consistent.¹¹⁷



In the first half of 2023, **acquisitions** have generated the **majority of exit value** and have continued to account for about



of the overall exit volume.¹¹⁸

Contents

MISSION | Who We Are

DATA | State of Capital Formation

Introduction

Small and Emerging Businesses and Exempt Offering Data

Mature and Later-Stage Businesses

Initial Public Offerings and Small Public Companies

Women Founders and Investors

Diverse Founders and Investors

Natural Disaster Areas

Rural Communities

POLICY | Recommendations

ADVOCACY | What We Do

COMMITTEE | Highlights

ENDNOTES | All the Details

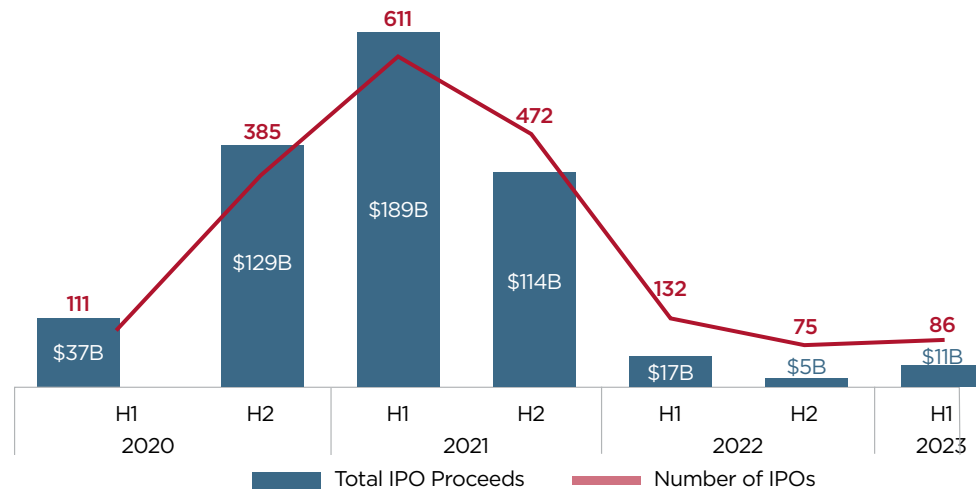
OFFICE | Meet the Team

Initial Public Offerings and Small Public Companies

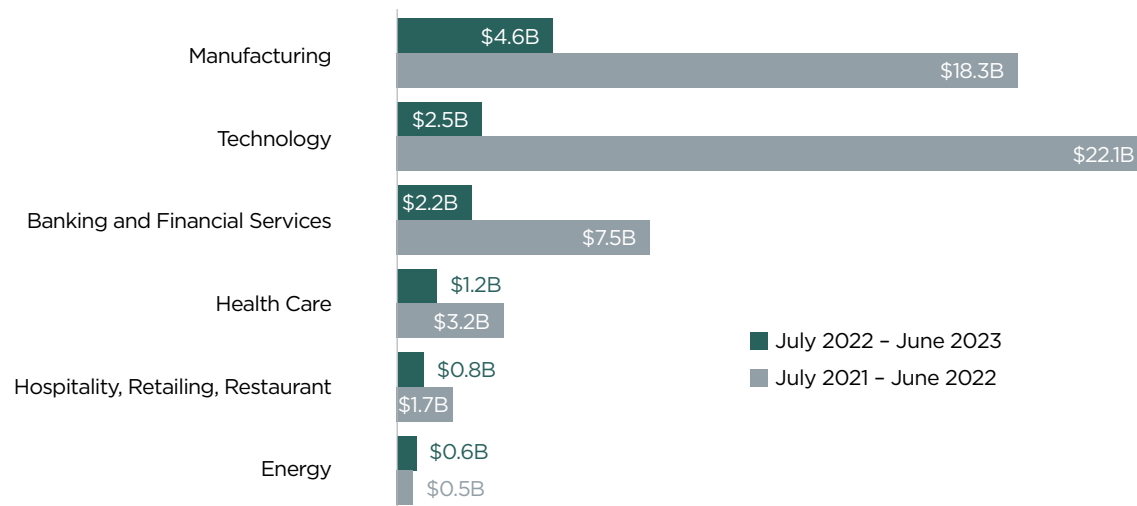
Companies can access broad pools of investors when they conduct public offerings. This allows them to raise large amounts of capital to fund activities such as research and development, capital expenditures, or debt service. Public offerings also provide liquidity to earlier-stage investors and employees.

What is happening with IPO activity?

The volume and number of initial public offerings has fallen significantly since its peak in the first half of 2021.¹¹⁹



What are the top industries raising capital in IPOs (excluding pooled funds)?¹²⁰



Contents

MISSION | Who We Are

DATA | State of Capital Formation

Introduction

Small and Emerging Businesses and Exempt Offering Data

Mature and Later-Stage Businesses

Initial Public Offerings and Small Public Companies

Women Founders and Investors

Diverse Founders and Investors

Natural Disaster Areas

Rural Communities

POLICY | Recommendations

ADVOCACY | What We Do

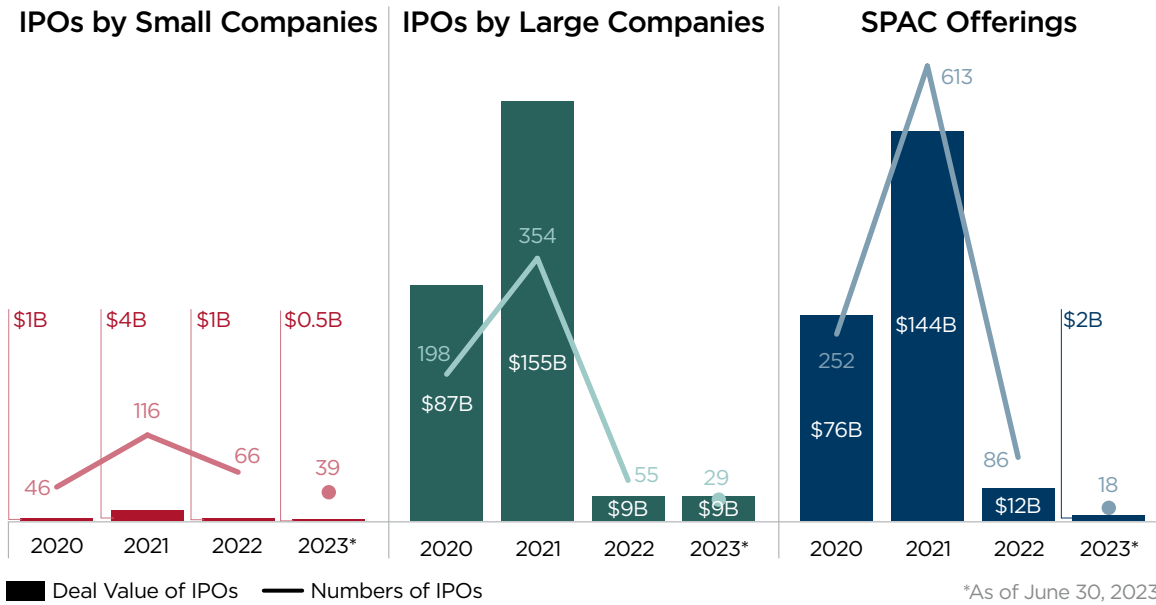
COMMITTEE | Highlights

ENDNOTES | All the Details

OFFICE | Meet the Team

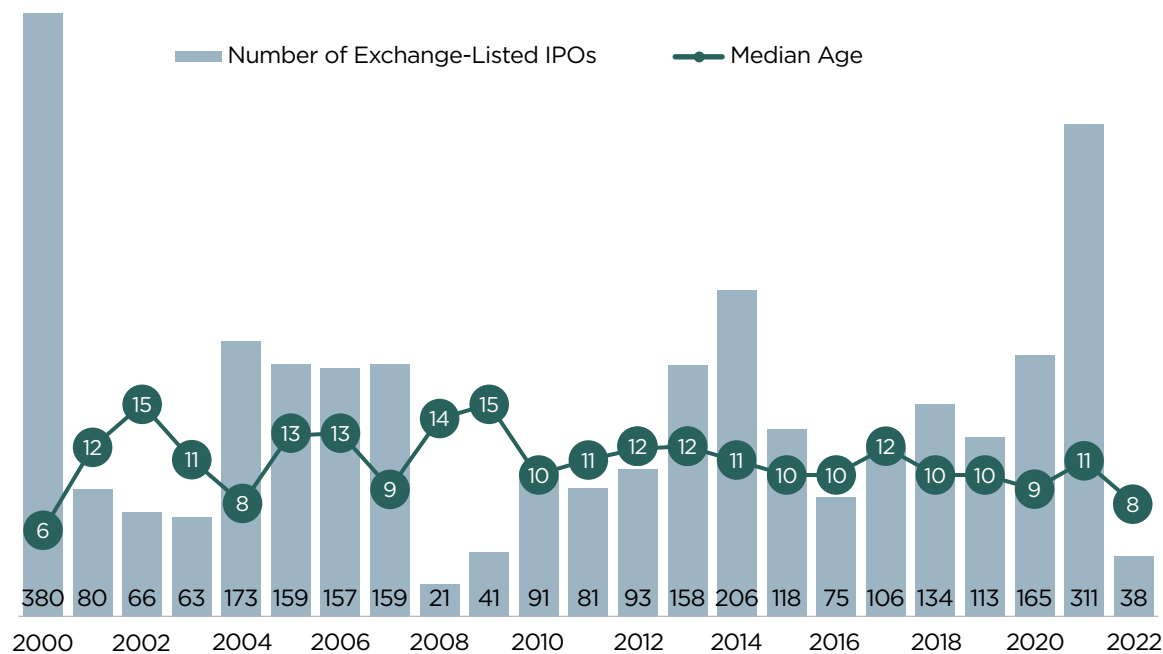
How are the dynamics changing for companies going public?

IPOs by U.S. small companies, when compared to the fluctuations in IPOs by large companies and SPAC offerings, have been relatively stable.¹²¹



In 2022, the number of exchange-listed IPOs dropped to its lowest point since 2009.¹²²

While the median age of an IPO issuer has generally become younger over time, since 2010, it has hovered between 8 and 12 years.



Contents

MISSION | Who We Are

DATA | State of Capital Formation

Introduction

Small and Emerging Businesses and Exempt Offering Data

Mature and Later-Stage Businesses

Initial Public Offerings and Small Public Companies

Women Founders and Investors

Diverse Founders and Investors

Natural Disaster Areas

Rural Communities

POLICY | Recommendations

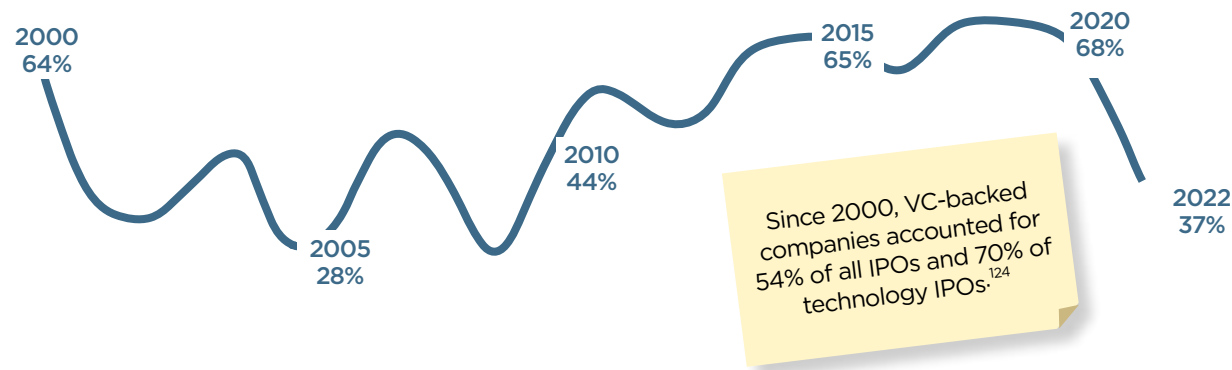
ADVOCACY | What We Do

COMMITTEE | Highlights

ENDNOTES | All the Details

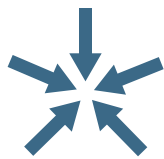
OFFICE | Meet the Team

While the percentage of IPO companies with VC-backing has varied, the link between VC-backing and preparation for an IPO remains.¹²³



How does being VC-backed affect a company’s IPO chances?¹²⁵

The success of an IPO depends on many factors, including the quality and performance of the startup, the underwriting services of investment banks, and general market factors. For many IPOs, underwriters play a crucial role in the pricing, marketing, and distribution of IPOs.¹²⁶



IPOs by VC-backed portfolio companies attracted **11.7% more attention** in the week of the offering than non-VC backed IPOs.¹²⁷



VC firms with **more underwriting relationships** are **more likely** to take their portfolio companies public.¹²⁸



VC firms that lose underwriter relationships experience a **22.3% decrease** in the rate of portfolio company IPOs over the next 5 years.¹²⁹



VC funds near the **end of their lifespan** had an even **greater decrease** in their portfolio company IPO rate after the loss of an underwriter.¹³⁰

Contents

MISSION | Who We Are

DATA | State of Capital Formation

Introduction

Small and Emerging Businesses and Exempt Offering Data

Mature and Later-Stage Businesses

Initial Public Offerings and Small Public Companies

Women Founders and Investors

Diverse Founders and Investors

Natural Disaster Areas

Rural Communities

POLICY | Recommendations

ADVOCACY | What We Do


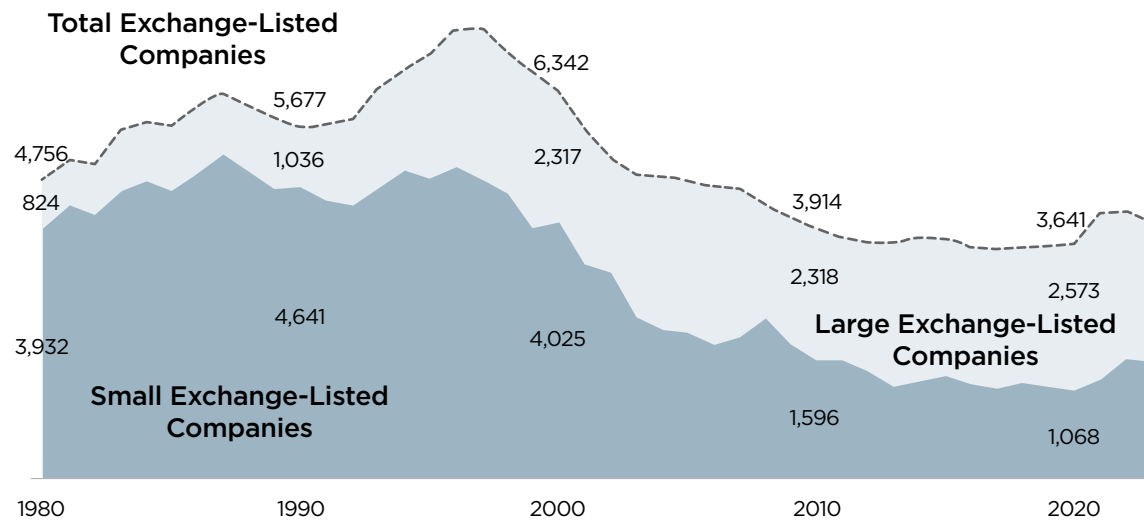
COMMITTEE | Highlights

ENDNOTES | All the Details

OFFICE | Meet the Team

How has the U.S. public market changed over time?

While the number of exchange-listed companies has declined, small exchange-listed companies account for the vast majority of that decline.¹³¹



When taking into consideration mergers within and into the public markets, the listing gap is much smaller. **The increased rate of mergers after 1997 accounted for about 2,500 fewer public companies** (1,000 in public-public mergers and 1,500 in public company acquisitions of private companies).¹³²



[R]egulatory cost itself is unlikely to explain the full magnitude of IPO declines in the U.S. over the past two decades. Non-regulatory factors, such as decline in business dynamism, shifting investment to intangibles, abundant private equity financing, changing economies of scale and scope, and changing acquisition behavior are likely to play a more important role.

MICHAEL EWENS, ET AL.¹³³

Contents

MISSION | Who We Are

DATA | State of Capital Formation

Introduction

Small and Emerging Businesses and Exempt Offering Data

Mature and Later-Stage Businesses

Initial Public Offerings and Small Public Companies

Women Founders and Investors

Diverse Founders and Investors

Natural Disaster Areas

Rural Communities

POLICY | Recommendations

ADVOCACY | What We Do

COMMITTEE | Highlights

ENDNOTES | All the Details

OFFICE | Meet the Team

How has the public market fared based on other measures of size?



The **aggregate market capitalization** of all public companies has **grown exponentially** to **\$43.6 trillion** as of June 2023 (from \$1.7 trillion in 1983).¹³⁴



Public companies' market **capitalization was more than 2X GDP in 2021** (compared to less than half of GDP in 1990).¹³⁵

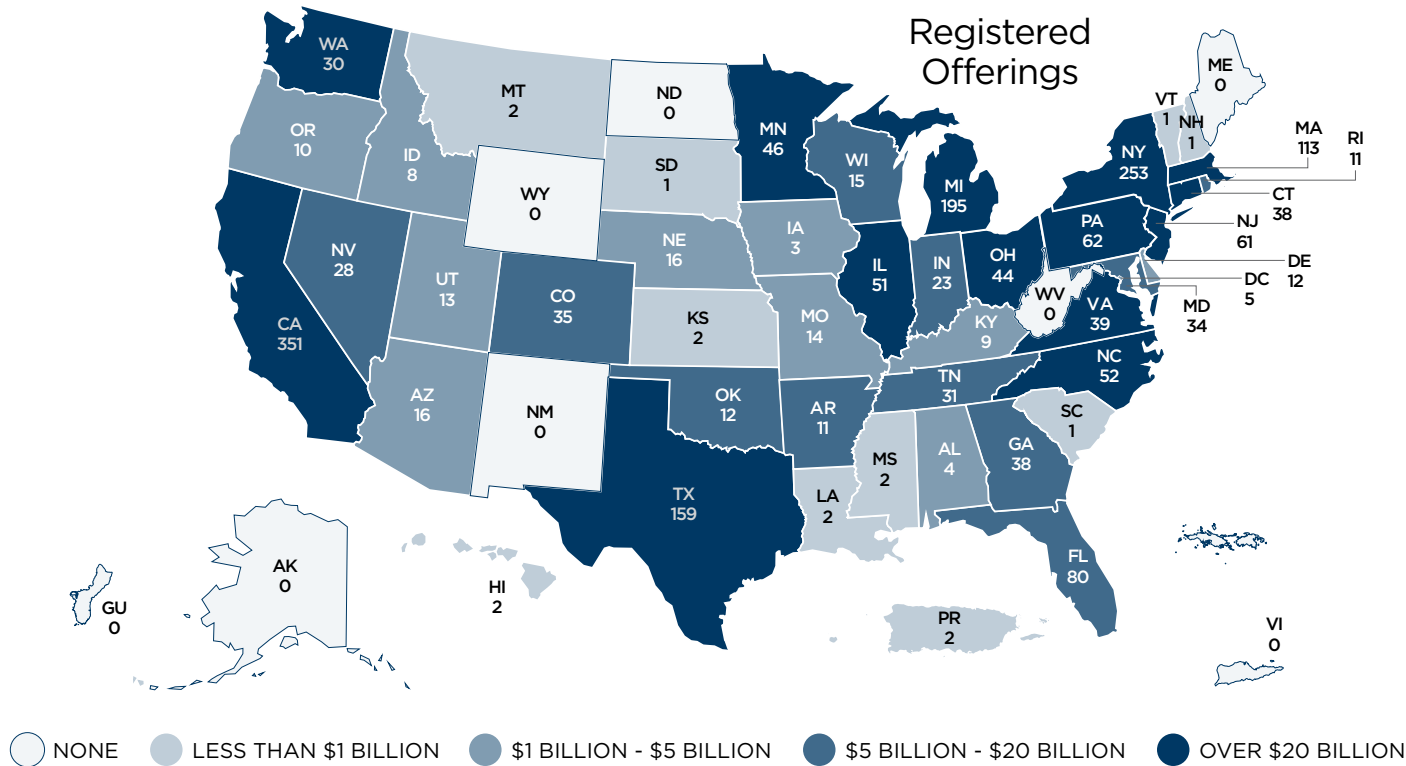


Public companies' **profits** were **8.3% of GDP in 2021** – nearly **double the proportion of profits to GDP in 1996**.¹³⁶

The portion of aggregate public company market capitalization represented by **small** exchange-listed companies, however, has **declined by half each of the past four decades**. From 1983 to the first half of 2023, it has fallen **to 0.3% from over 13%**.¹³⁷

Where are registered offerings – often called public offerings – being used to raise capital?

The shading of each state shows the estimated total capital raised, and the number indicates the total number of offerings in that state.¹³⁸



Contents

MISSION | Who We Are

DATA | State of Capital Formation

Introduction

Small and Emerging Businesses and Exempt Offering Data

Mature and Later-Stage Businesses

Initial Public Offerings and Small Public Companies

Women Founders and Investors

Diverse Founders and Investors

Natural Disaster Areas

Rural Communities

POLICY | Recommendations

ADVOCACY | What We Do

COMMITTEE | Highlights

ENDNOTES | All the Details

OFFICE | Meet the Team

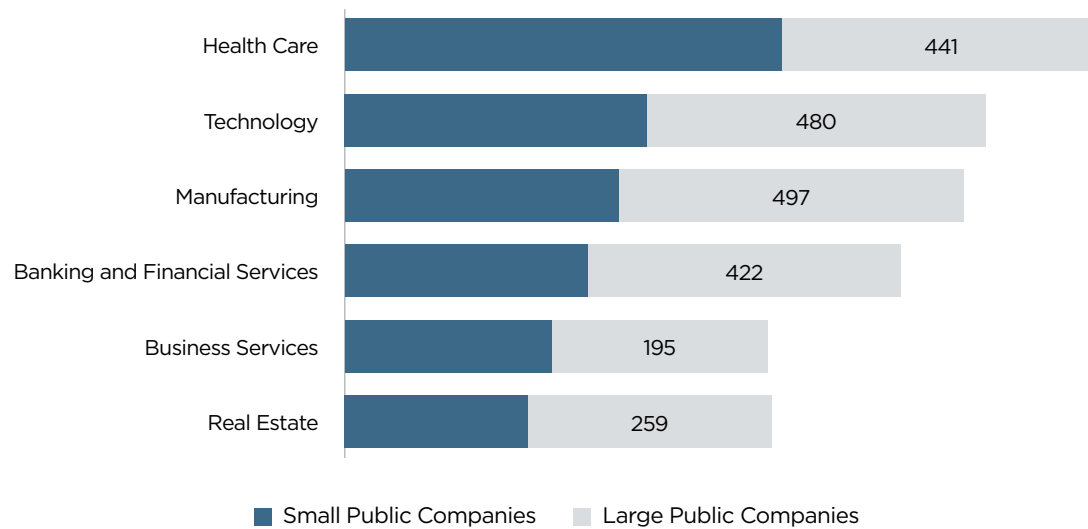
Small Public Companies

While it is easy to group all public companies together, their experiences and challenges in the public markets differ considerably. The unique challenges that small public companies face tend to receive less coverage than those faced by larger companies.

How many registered companies are small public companies?¹³⁹



Top Industries of Small Public Companies
Based on Number of Companies



Contents

MISSION | Who We Are

DATA | State of Capital Formation

Introduction

Small and Emerging Businesses and Exempt Offering Data

Mature and Later-Stage Businesses

Initial Public Offerings and Small Public Companies

Women Founders and Investors

Diverse Founders and Investors

Natural Disaster Areas

Rural Communities

POLICY | Recommendations

ADVOCACY | What We Do

COMMITTEE | Highlights

ENDNOTES | All the Details

OFFICE | Meet the Team

How are small public companies faring after exchange-listed IPOs?

Companies may seek to go public for many reasons, but each company should consider the potential benefits and costs.

In 2022, out of 91 small cap companies that conducted an IPO and listed their shares on certain exchanges for small cap stocks:¹⁴¹




What is a reverse stock split?

A reverse stock split reduces the number of a company's outstanding shares, while the aggregate value of the shares remains the same. It can be viewed as a signal of a company in distress.¹⁴²

How are small public companies affected by instability in the financial system?¹⁴³

Commercial banking and financial system stability is very important to small public companies.



Losing a major creditor is more likely to cause more severe damage to small public company borrowers than their larger counterparts.

Small public company borrowers are likely to suffer a heightened negative reaction following a bank failure and experience more negative returns longer term.

Contents

MISSION | Who We Are

DATA | State of Capital Formation

Introduction

Small and Emerging Businesses and Exempt Offering Data

Mature and Later-Stage Businesses

Initial Public Offerings and Small Public Companies

Women Founders and Investors

Diverse Founders and Investors

Natural Disaster Areas

Rural Communities

POLICY | Recommendations

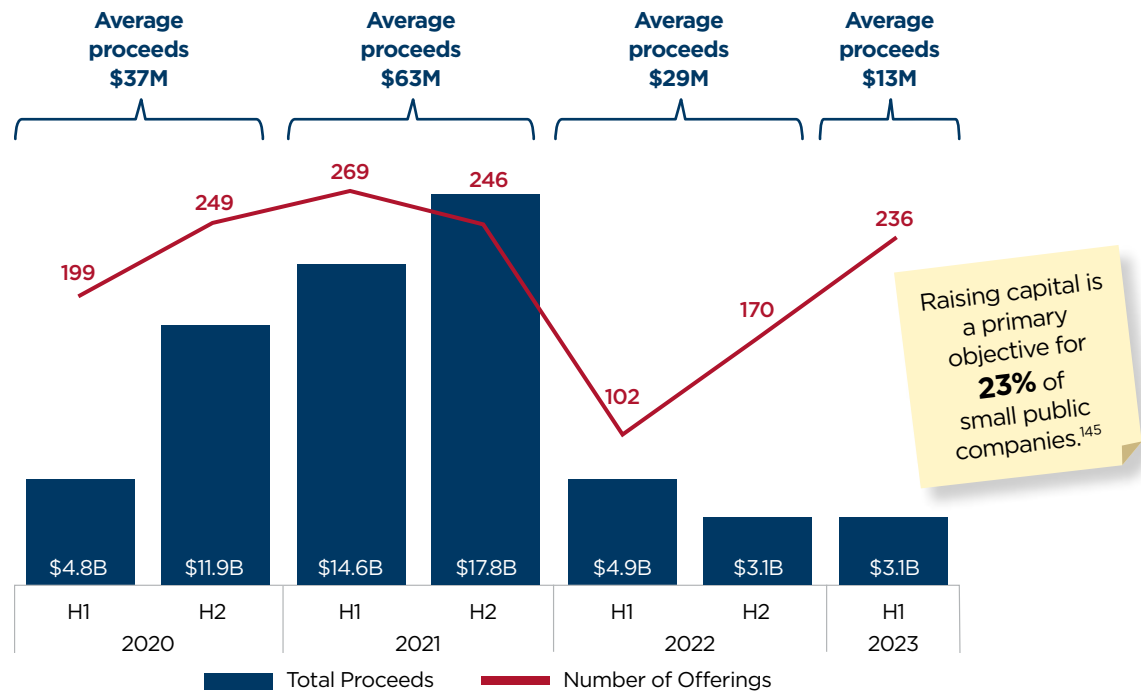
ADVOCACY | What We Do

COMMITTEE | Highlights

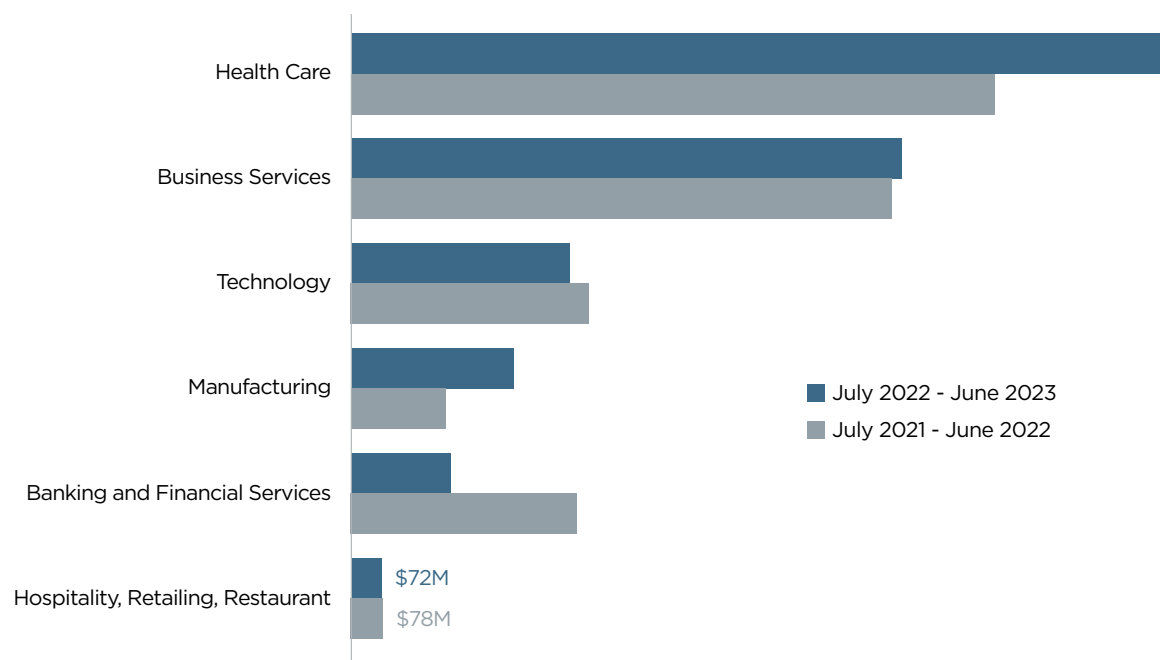
ENDNOTES | All the Details

OFFICE | Meet the Team

How much capital are U.S. small public companies raising through registered equity offerings?¹⁴⁴



Despite the drop in the average offering size last year, the aggregate amount raised in registered equity offerings across the top industries by U.S. small public companies remained in line with the prior 12-month period.¹⁴⁶



Contents

MISSION | Who We Are

DATA | State of Capital Formation

- Introduction
- Small and Emerging Businesses and Exempt Offering Data
- Mature and Later-Stage Businesses
- Initial Public Offerings and Small Public Companies**
- Women Founders and Investors
- Diverse Founders and Investors
- Natural Disaster Areas
- Rural Communities

POLICY | Recommendations

ADVOCACY | What We Do

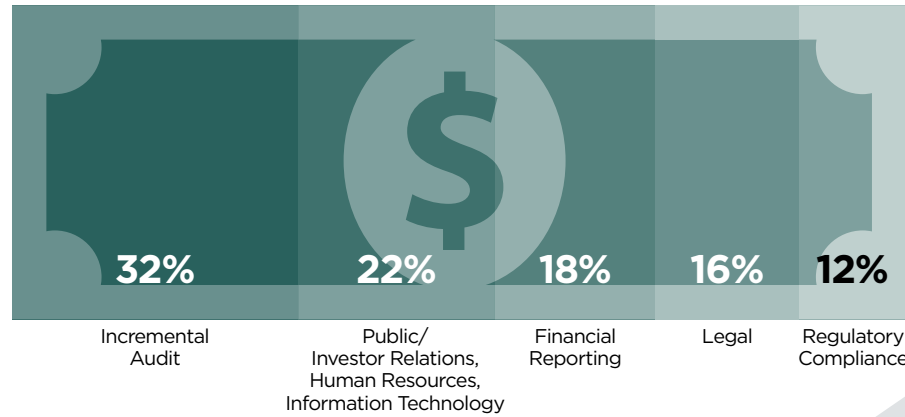
COMMITTEE | Highlights

ENDNOTES | All the Details

OFFICE | Meet the Team

Costs of being public

The costs associated with going public often garner much attention. However, the costs to operate as a public company may be even higher. CFOs estimated the average percentage of their total **recurring incremental costs** of being a public company.¹⁴⁷



Total compliance costs for a median public company vary from **2.1% to 6.3% of market capitalization.**¹⁴⁸

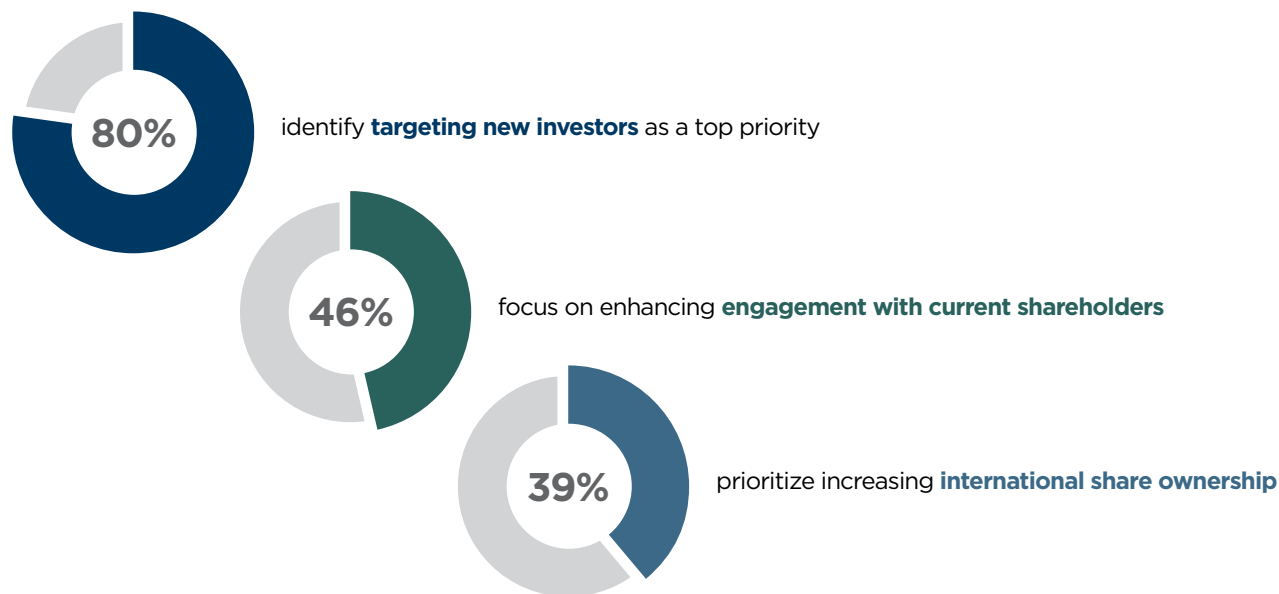
Small public companies and new public companies face high regulatory costs as a percentage of their size and profit. The regulatory costs for small public companies are disproportionate relative to their size because many costs are fixed.¹⁴⁹

Small public companies place greater importance on increasing research coverage than large or mega-cap public companies.¹⁵⁰



The average number of analysts covering a mega-cap public company is more than **4x higher** than at small public companies.¹⁵¹

Small public companies prioritize targeting new investors.¹⁵²



Contents

MISSION | Who We Are

DATA | State of Capital Formation

Introduction

Small and Emerging Businesses and Exempt Offering Data

Mature and Later-Stage Businesses

Initial Public Offerings and Small Public Companies

Women Founders and Investors

Diverse Founders and Investors

Natural Disaster Areas

Rural Communities

POLICY | Recommendations

ADVOCACY | What We Do

COMMITTEE | Highlights

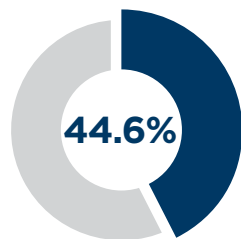
ENDNOTES | All the Details

OFFICE | Meet the Team

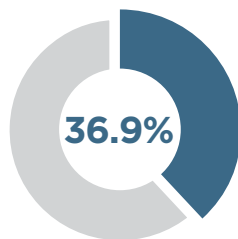
Women Founders and Investors

Women-Owned Business Formation and Ownership

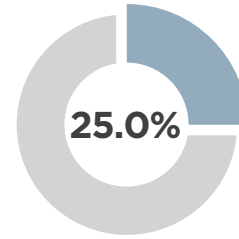
While the portion of businesses owned by women decreases as the businesses mature, their survival rate outperforms the average small business.



44.6% of **non-employer small businesses** are women-owned or equally women-and men-owned, representing **11.5 million** firms.¹⁵³



36.9% of **employer small businesses** are women-owned or equally women-and men-owned, representing **2.1 million businesses**.¹⁵⁴

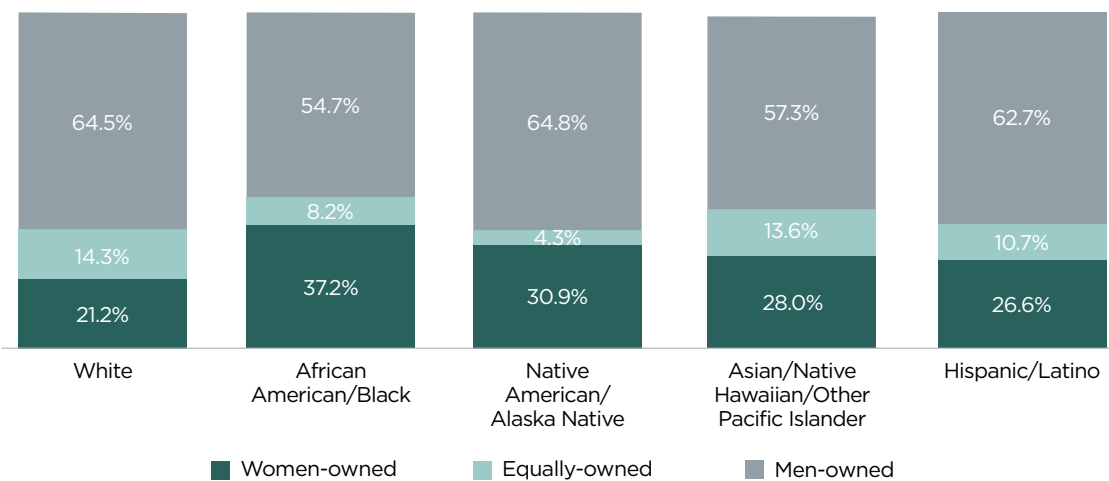


25.0% of VC deals in 2022 were with women-founded or co-founded companies, representing **4,372 deals** and accounted for only **17.6% of all venture funding**.¹⁵⁵



The two-year **survival rate** for women-owned employer businesses is **81%**, besting the average small employer business survival rate of 79%.¹⁵⁶

By share of employer firms, women owners remain underrepresented across demographic groups.¹⁵⁷



Contents

MISSION | Who We Are

DATA | State of Capital Formation

Introduction

Small and Emerging Businesses and Exempt Offering Data

Mature and Later-Stage Businesses

Initial Public Offerings and Small Public Companies

Women Founders and Investors

Diverse Founders and Investors

Natural Disaster Areas

Rural Communities

POLICY | Recommendations

ADVOCACY | What We Do

COMMITTEE | Highlights

ENDNOTES | All the Details

OFFICE | Meet the Team

Women are drawn to entrepreneurship, but many women founders feel their gender is holding them back.¹⁵⁸



78% of women perceived entrepreneurship as a good career choice in 2022 (up from 64% in 2016).¹⁵⁹



In 2020, on average **1,821** new businesses were started daily. Of those, 64% were started by women of color.¹⁶⁰

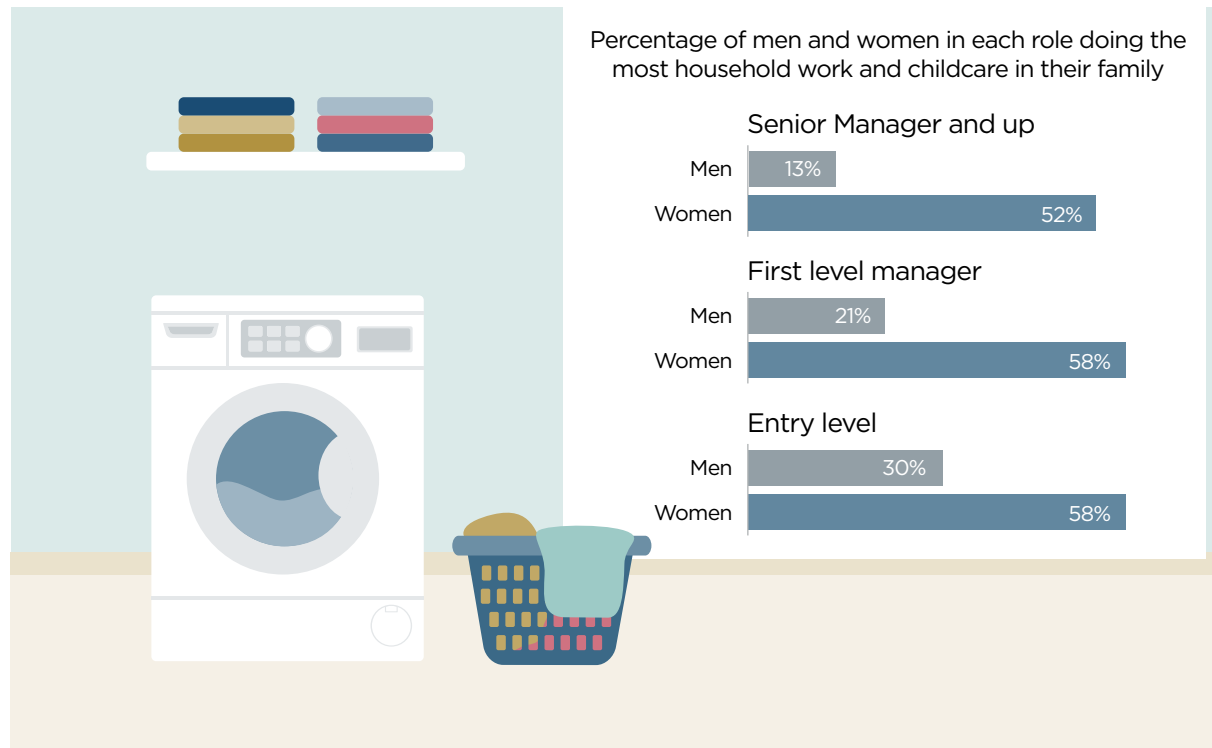


34% of women founders reported burnout (compared to 20% of men founders).¹⁶¹



70% of female founders felt their gender has held them back (up from 55% in 2019).¹⁶²

As women advance in their career, they are increasingly disproportionately shouldering domestic responsibilities.¹⁶³



Women founders turn to each other for support.



More than ever, women founders seek a **sense of community** and **connections** with others who share their struggles and successes.¹⁶⁴

Contents

MISSION | Who We Are

DATA | State of Capital Formation

Introduction

Small and Emerging Businesses and Exempt Offering Data

Mature and Later-Stage Businesses

Initial Public Offerings and Small Public Companies

Women Founders and Investors

Diverse Founders and Investors

Natural Disaster Areas

Rural Communities

POLICY | Recommendations

ADVOCACY | What We Do

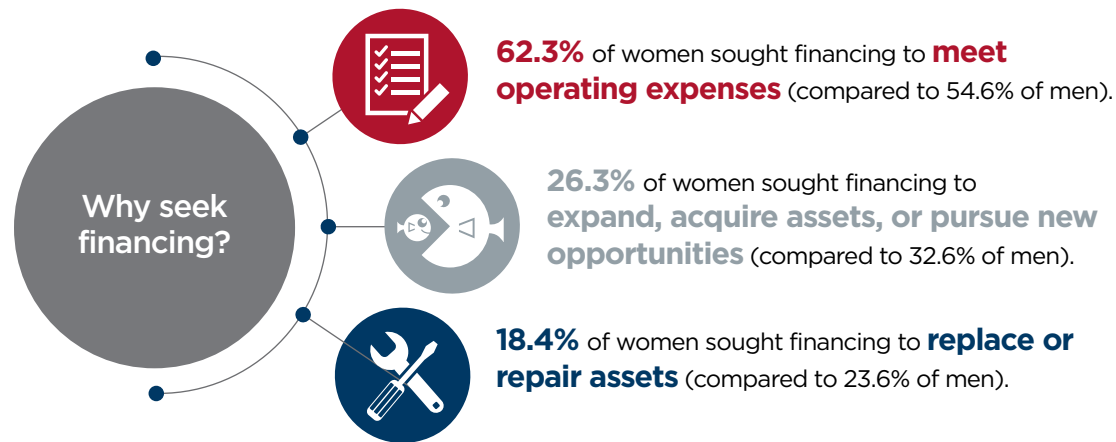
COMMITTEE | Highlights

ENDNOTES | All the Details

OFFICE | Meet the Team

Capital-Raising Trends for Women-Owned Businesses

Women business owners are more likely than men to seek financing to meet a critical operating need, while less likely to seek financing to grow or pursue a new opportunity.¹⁶⁵



A woman's confidence, compensation, and feelings of support are all drivers in meeting growth targets that can determine access to financing.¹⁶⁶



Confidence and feeling supported are positive factors in achieving cash flow break-even.



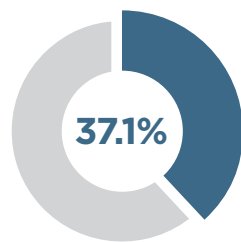
Paying yourself as a founder in the first year can have a positive impact on cash flow break-even.



The percentage of a woman **founder's household income coming from her business** can have a positive impact on average monthly revenue.

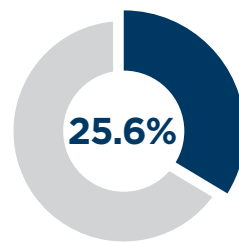
2022 was a strong year for women entrepreneurs seeking angel capital.¹⁶⁷

Women constituted



of **entrepreneurs seeking angel capital** in 2022 (up from 28.6% in 2021).¹⁶⁸

Angel investors invested in



of **those investment opportunities** brought to their attention (up from 19.7% in 2021, and mirroring the overall market increase from 24.1% in 2021 to 26.7% in 2022).¹⁶⁹

Contents

MISSION | Who We Are

DATA | State of Capital Formation

Introduction

Small and Emerging Businesses and Exempt Offering Data

Mature and Later-Stage Businesses

Initial Public Offerings and Small Public Companies

Women Founders and Investors

Diverse Founders and Investors

Natural Disaster Areas

Rural Communities

POLICY | Recommendations

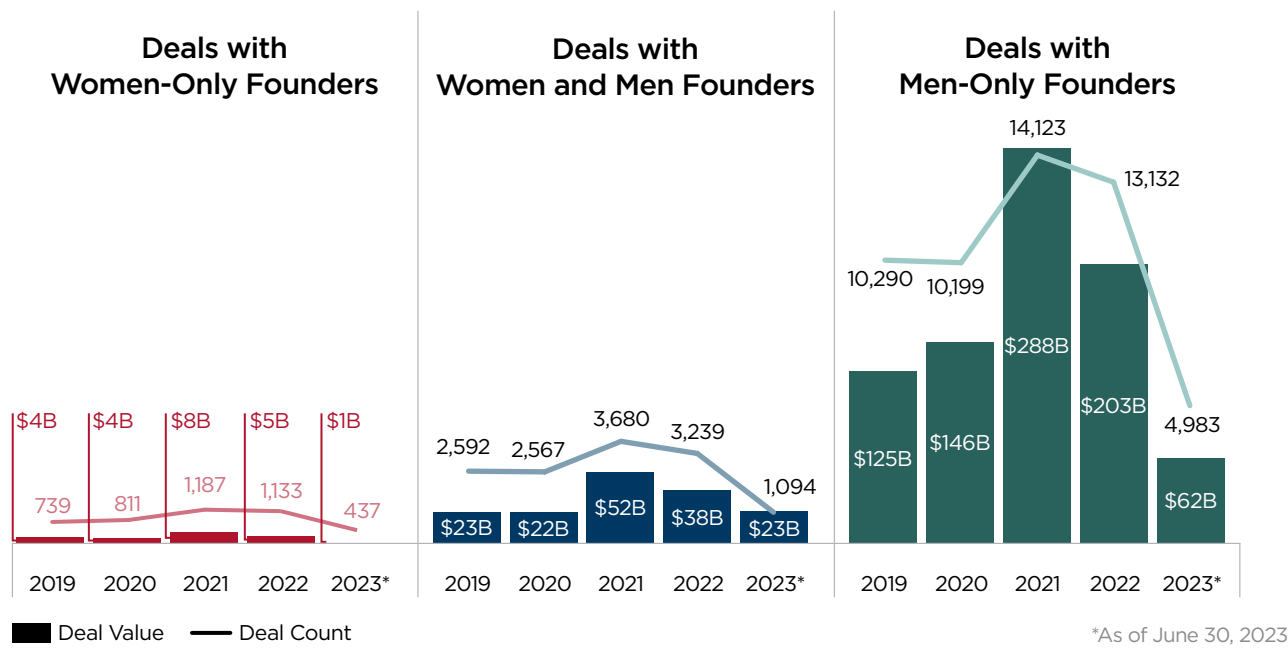
ADVOCACY | What We Do

COMMITTEE | Highlights


ENDNOTES | All the Details

OFFICE | Meet the Team

As VC funding contracted, the share of funding to women founders remains a fraction of the overall capital raised.¹⁷⁰

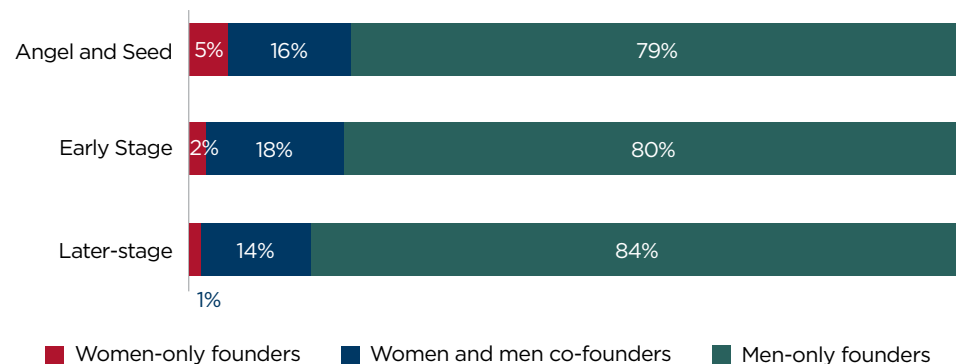


Only **2% of all venture funding raised** in 2022 was invested in startups led by all women founders.¹⁷¹



Further, only **5% of that slice of the pie** for all women founders went to **Latina and Black women founders**.¹⁷²

In 2022, both women-led and mixed founder teams received a declining percentage of overall deal value in each progressive funding round.¹⁷³



Contents

MISSION | Who We Are

DATA | State of Capital Formation

Introduction

Small and Emerging Businesses and Exempt Offering Data

Mature and Later-Stage Businesses

Initial Public Offerings and Small Public Companies

Women Founders and Investors

Diverse Founders and Investors

Natural Disaster Areas

Rural Communities

POLICY | Recommendations

ADVOCACY | What We Do

COMMITTEE | Highlights

ENDNOTES | All the Details

OFFICE | Meet the Team

All-women teams faced strong headwinds raising capital.¹⁷⁴



Similar to 2021, **all-women teams** continued to have **more investor meetings** in 2022 than all-men or mixed teams.¹⁷⁵





However, **all-women teams raised less per meeting** (\$14,300) than all-men (\$25,000) or mixed (\$27,900) teams.¹⁷⁶

All-women teams with diverse members had a **51% decrease in investor meetings** (33% fewer meetings than their peers) and continued to be the **only demographic** to raise on average **less than \$1 million per raise**.¹⁷⁷




On average, VCs spent **125% more time on all-women team slides** and scrutinized different sections depending on the gender of the team members.¹⁷⁸

All-Women Teams Most Scrutinized Slides

-  Team Slide
-  Business Model
-  Business Traction

All-Men Teams Most Scrutinized Slides

-  Product Slide
-  Business Model
-  Company Purpose

Contents

MISSION | Who We Are

DATA | State of Capital Formation

Introduction

Small and Emerging Businesses and Exempt Offering Data

Mature and Later-Stage Businesses

Initial Public Offerings and Small Public Companies

Women Founders and Investors

Diverse Founders and Investors

Natural Disaster Areas

Rural Communities

POLICY | Recommendations

ADVOCACY | What We Do

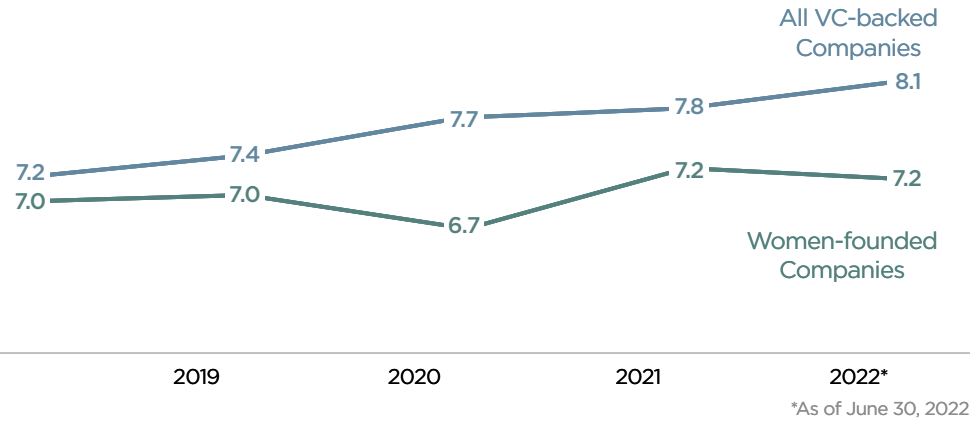
COMMITTEE | Highlights

ENDNOTES | All the Details

OFFICE | Meet the Team

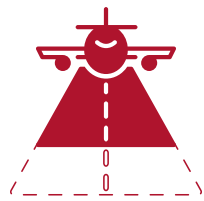
Women-founded companies continue to exit and return capital to investors faster than the overall market.¹⁷⁹

Median Time (Years) to Exit



Despite market headwinds, women founders do more with less.

As time between VC rounds increased and raising equity became more challenging, managing cash and burn rate became critical.¹⁸⁰



Women-founded companies use 25% less capital per month than men founders, extending their runways and demonstrating resiliency and resourcefulness amidst challenging economic conditions.¹⁸¹



Women bring fresh insights and new strategies to solving problems, which the world needs more than ever. From climate change and social and economic inequity to the digitization of industry, there are an infinite number of complex challenges to address with innovative solutions and services.

ARTI RAMAN, TITANIAM¹⁸²

Contents

MISSION | Who We Are

DATA | State of Capital Formation

Introduction

Small and Emerging Businesses and Exempt Offering Data

Mature and Later-Stage Businesses

Initial Public Offerings and Small Public Companies

Women Founders and Investors

Diverse Founders and Investors

Natural Disaster Areas

Rural Communities

POLICY | Recommendations

ADVOCACY | What We Do

COMMITTEE | Highlights

ENDNOTES | All the Details

OFFICE | Meet the Team

Women in Leadership Roles

Women remain dramatically underrepresented in corporate leadership roles.¹⁸³

Women accounted for nearly half of all entry level positions.



However, women's representation in the C-suite was half that amount.

Only 1 in 4

C-suite executives in 2022 was a woman.



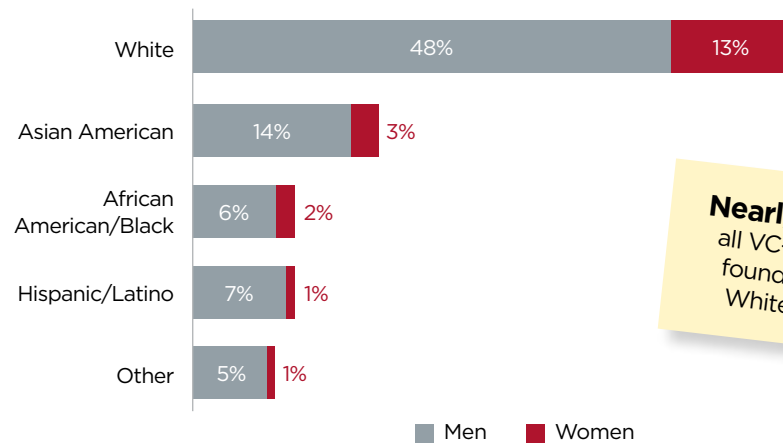
Women of color accounted for **1 in 5** entry level positions.



However, **only 1 in 20** C-suite executives was a woman of color.



Women are similarly underrepresented as founders in VC-backed companies.¹⁸⁴



Nearly half of all VC-backed founders are White men.



Only **1 in 5** founders in VC-backed companies is a woman.

Contents

MISSION | Who We Are

DATA | State of Capital Formation

Introduction

Small and Emerging Businesses and Exempt Offering Data

Mature and Later-Stage Businesses

Initial Public Offerings and Small Public Companies

Women Founders and Investors

Diverse Founders and Investors

Natural Disaster Areas

Rural Communities

POLICY | Recommendations

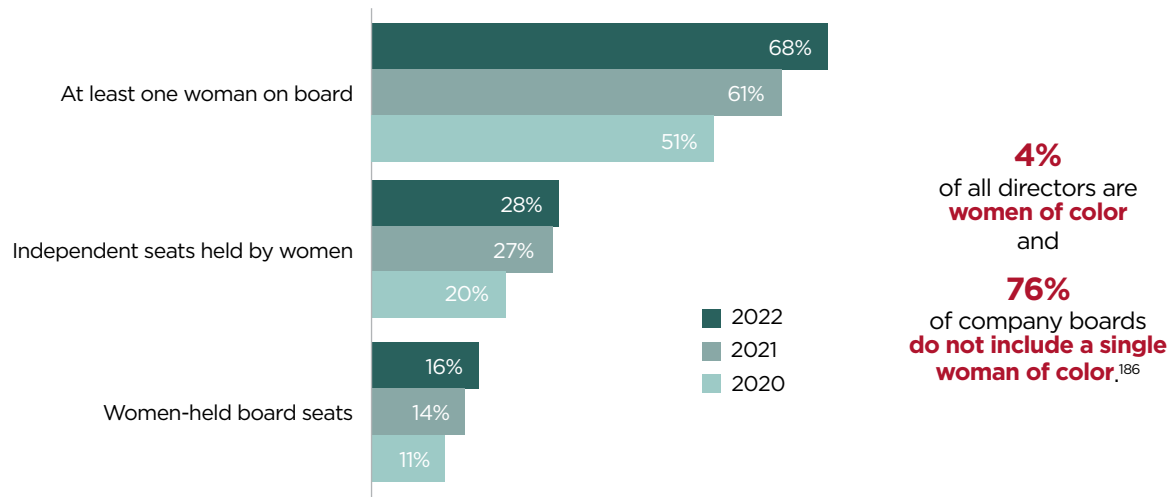
ADVOCACY | What We Do

COMMITTEE | Highlights

ENDNOTES | All the Details

OFFICE | Meet the Team

While women remain underrepresented in board roles at VC-backed companies, the number of boards with at least one woman has increased in recent years.¹⁸⁵



4% of all directors are **women of color** and **76%** of company boards **do not include a single woman of color**.¹⁸⁶

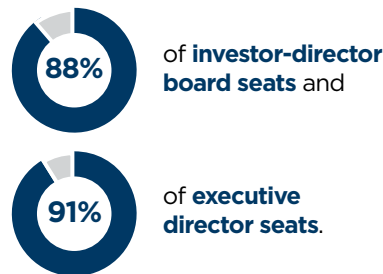
For the first time, **women average 1 board seat** per private-company board (while men average 6 seats).

“One woman can make a difference.”
- SHARON BOWEN, CHAIR, NYSE¹⁸⁷



Many of these gains are driven by **independent director seats**. Women are most likely to occupy an independent director seat (53%) than an investor-director or executive director seat.¹⁸⁸

Men continue to hold:



The lack of diversity among investors and the entrepreneurs they back shapes the **demographics and network of the boardroom**.¹⁸⁹

Private companies with gender diverse boards raise more capital and are more likely to conduct an IPO.¹⁹⁰



Gender diverse boards raised an average of **16% more funding** (\$302 million), and



were **10x more likely** to have gone public.

Contents

MISSION | Who We Are

DATA | State of Capital Formation

Introduction

Small and Emerging Businesses and Exempt Offering Data

Mature and Later-Stage Businesses

Initial Public Offerings and Small Public Companies

Women Founders and Investors

Diverse Founders and Investors

Natural Disaster Areas

Rural Communities

POLICY | Recommendations

ADVOCACY | What We Do

COMMITTEE | Highlights

ENDNOTES | All the Details

OFFICE | Meet the Team

Women represent only a fraction of the C-suite of small public companies; however women-led companies have more diverse boards than those led by men.



Women CEOs make up **6.4% of all CEOs** in the Russell 3000 (rising to 192 in 2023, from 163 in 2020).¹⁹¹



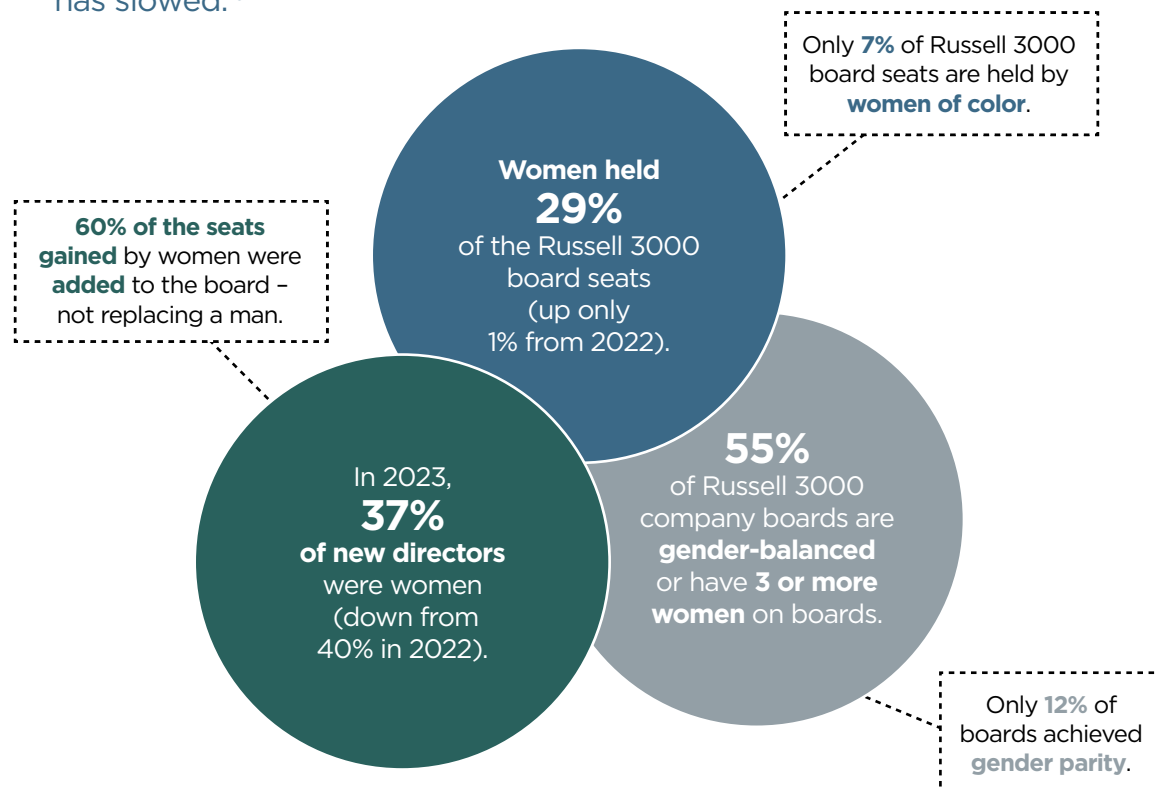
Companies led by women CEOs have **more gender-balanced boards** (35%) than those led by men (6%).¹⁹²



[W]hen women join the C-suite, they catalyze a shift in corporate thinking that may support new longer-term, internally cultivated value-creation strategies. For example, management teams become more likely to focus on R&D versus M&A and more open to change, yet less open to risk.

JACKIE COOK, MORNING STAR.¹⁹³

While more women now hold board seats at small public companies than they have historically, gender parity remains rare, and progress has slowed.¹⁹⁴



Contents

MISSION | Who We Are

DATA | State of Capital Formation

Introduction

Small and Emerging Businesses and Exempt Offering Data

Mature and Later-Stage Businesses

Initial Public Offerings and Small Public Companies

Women Founders and Investors

Diverse Founders and Investors

Natural Disaster Areas

Rural Communities

POLICY | Recommendations

ADVOCACY | What We Do

COMMITTEE | Highlights

ENDNOTES | All the Details

OFFICE | Meet the Team

Trends in Women Investors in Small Businesses

As a percentage of active investors, women angel investors reached a new record high in 2022.

39.5% of angel investors in 2022 were women (an increase from 33.6% in 2021).¹⁹⁵



Women investors lead on values-based investing.¹⁹⁶

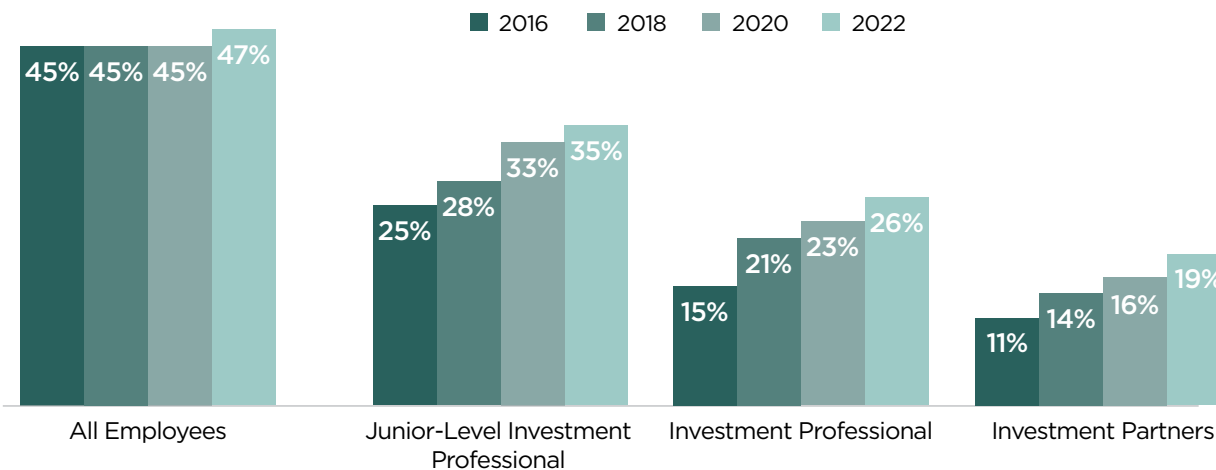


51% of women invest in startups **aligned with their values** (compared to 39% of men).



45% of women invest in startups to **make the world a better place** (compared with 23% of men).

Although gender diversity continues to improve in the VC industry, women remain significantly underrepresented at senior levels.¹⁹⁷



[There remains] a huge imbalance in terms of who's managing the capital . . . [which amounts to] a hugely inefficient market opportunity . . . [A]t the end of the day we need allocators to actually allocate their capital to diverse managers.

CHRISSIE CHEN PARISO, MPOWERED CAPITAL¹⁹⁸

Contents

MISSION | Who We Are

DATA | State of Capital Formation

Introduction

Small and Emerging Businesses and Exempt Offering Data

Mature and Later-Stage Businesses

Initial Public Offerings and Small Public Companies

Women Founders and Investors

Diverse Founders and Investors

Natural Disaster Areas

Rural Communities

POLICY | Recommendations

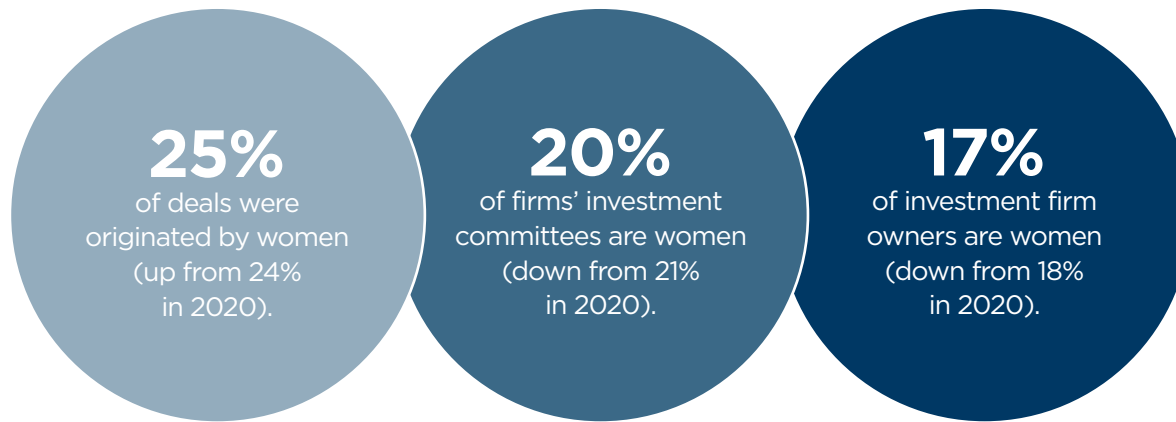
ADVOCACY | What We Do

COMMITTEE | Highlights

ENDNOTES | All the Details

OFFICE | Meet the Team

Women constitute a distinct minority of investors with senior decision-making powers and control a fraction of total VC dollars.¹⁹⁹



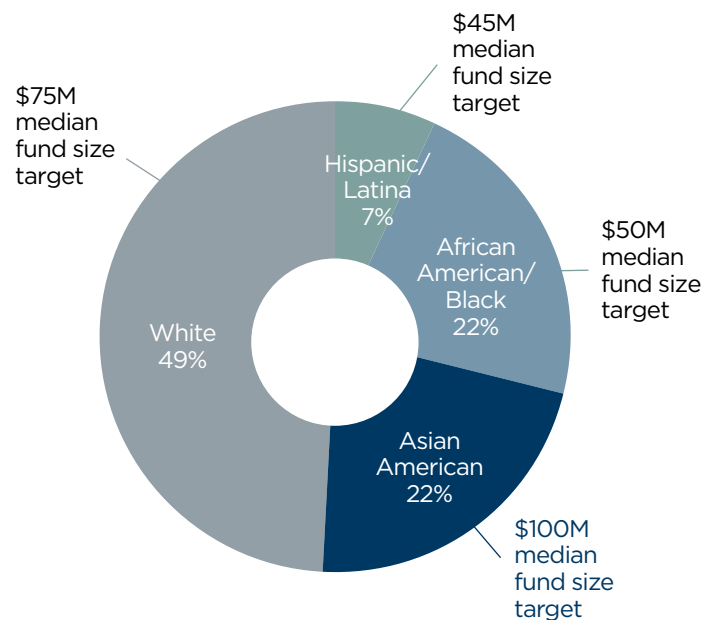
Despite hurdles, women-owned VC firms are growing.

150
investment firms were women-owned in 2022 (a 29% increase over 2021).²⁰⁰

22%
of investment partners at firms founded within the last 10 years were women (up from 17% at firms founded over 10 years ago).²⁰¹

Women-owned firms often **raise smaller funds** and have a harder time raising capital from institutional investors than their male counterparts.²⁰² These challenges are even more acute for African American/Black and Hispanic/Latina fund managers.²⁰³

Women-owned firms by race and ethnicity



77% of African American/Black women, **43%** of Asian American women, and **30%** of Hispanic/Latina women were raising a **first-time fund**, while **64%** of White women were raising a **successor fund**.²⁰⁴

Contents

MISSION | Who We Are

DATA | State of Capital Formation

Introduction

Small and Emerging Businesses and Exempt Offering Data

Mature and Later-Stage Businesses

Initial Public Offerings and Small Public Companies

Women Founders and Investors

Diverse Founders and Investors

Natural Disaster Areas

Rural Communities

POLICY | Recommendations

ADVOCACY | What We Do

COMMITTEE | Highlights

ENDNOTES | All the Details

OFFICE | Meet the Team

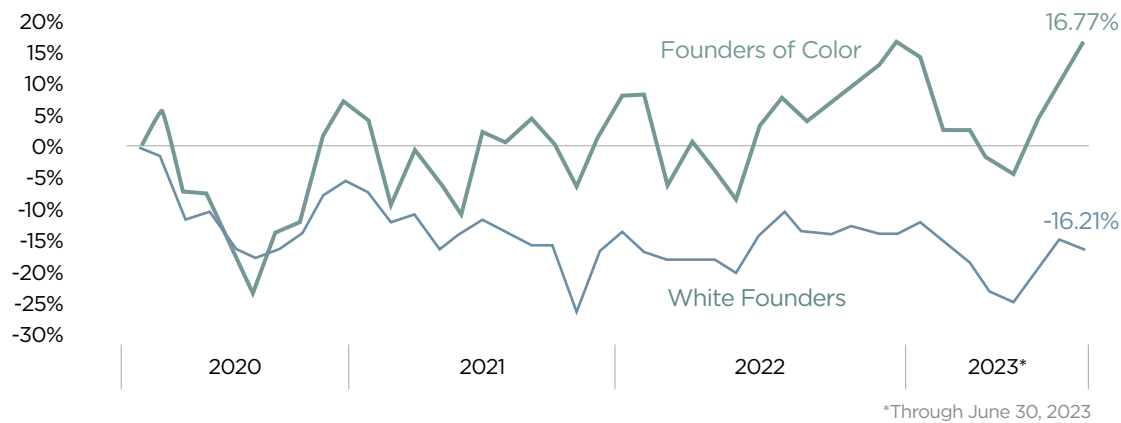
Diverse Founders and Investors

Diversity²⁰⁵ is the representation of various elements of identity, including race, ethnicity, nationality, gender identity, LGBTQ+ status, socioeconomic status, ability, religion, and age. Diversity often refers to the degree to which specific groups are represented in the workforce and leadership.²⁰⁶

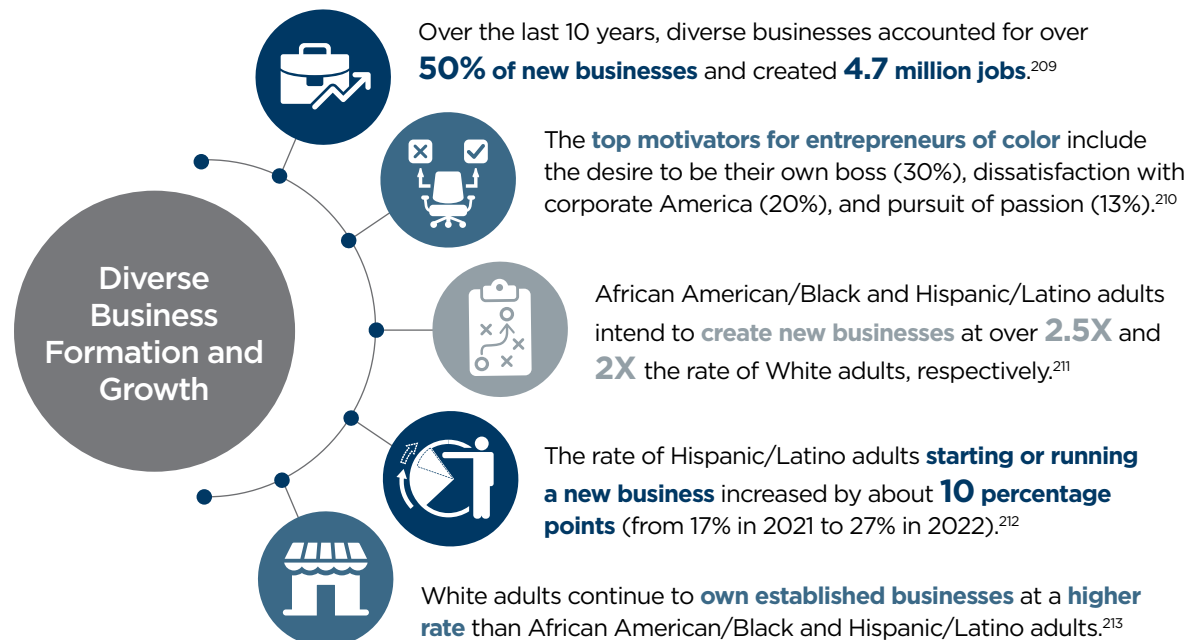
Business Formation and Ownership Trends

The proportion of diverse business owners is growing.²⁰⁷

2022 had the highest proportion of new business formation by founders of color.²⁰⁸



People of color are increasingly creating new businesses, but need more support as those businesses grow and become more established.



Contents

MISSION | Who We Are

DATA | State of Capital Formation

Introduction

Small and Emerging Businesses and Exempt Offering Data

Mature and Later-Stage Businesses

Initial Public Offerings and Small Public Companies

Women Founders and Investors

Diverse Founders and Investors

Natural Disaster Areas

Rural Communities

POLICY | Recommendations

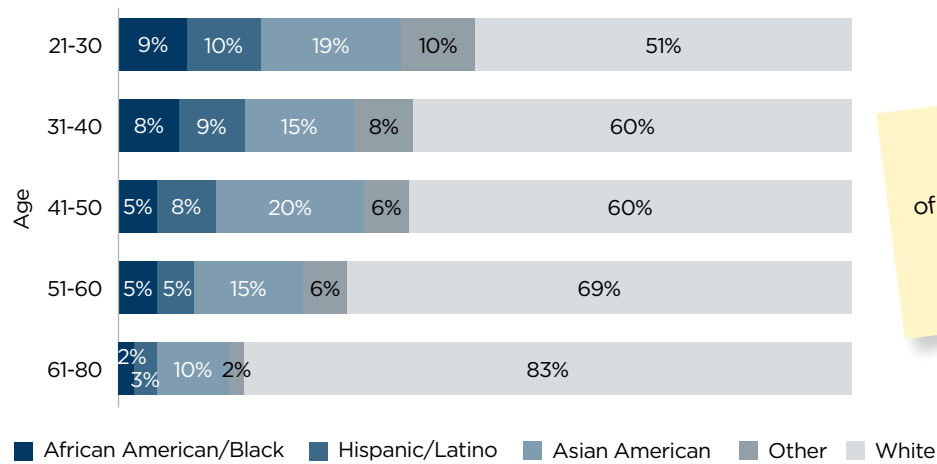
ADVOCACY | What We Do

COMMITTEE | Highlights

ENDNOTES | All the Details


OFFICE | Meet the Team

People of color are more represented among young founders than among older founders.²¹⁴

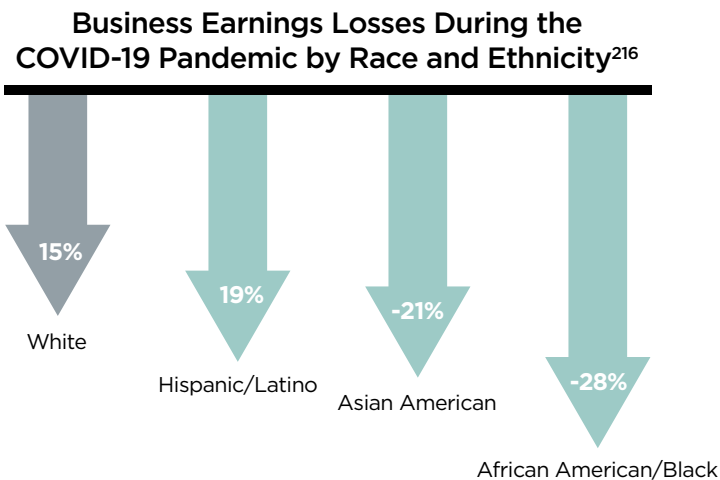


Founders of color represented **49%** of all **21-30 year-old** founders and only **17%** of all **61-80 year-old** founders.

The COVID-19 pandemic has a lasting impact on diverse business owners.



COVID-19 negatively affected earnings of many small businesses, however, **losses were disproportionately felt** by **diverse business owners**.²¹⁵



The COVID-19 pandemic has impacted the ability of entrepreneurs to access the capital that they need to sustain (or grow) their businesses, especially among Black entrepreneurs, with the share of business whose financing needs are met declining.

EWING MARION KAUFFMAN FOUNDATION²¹⁷

Contents

MISSION | Who We Are

DATA | State of Capital Formation

Introduction

Small and Emerging Businesses and Exempt Offering Data

Mature and Later-Stage Businesses

Initial Public Offerings and Small Public Companies

Women Founders and Investors

Diverse Founders and Investors

Natural Disaster Areas

Rural Communities

POLICY | Recommendations

ADVOCACY | What We Do

COMMITTEE | Highlights

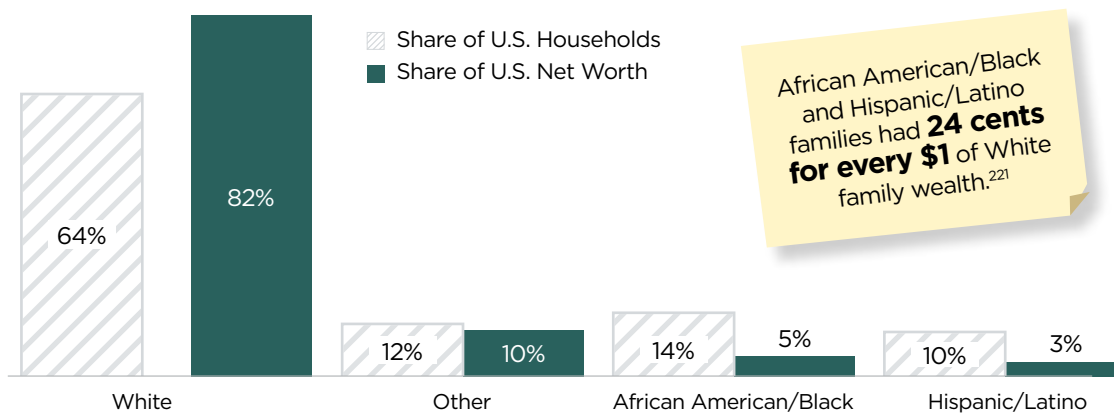
ENDNOTES | All the Details

OFFICE | Meet the Team

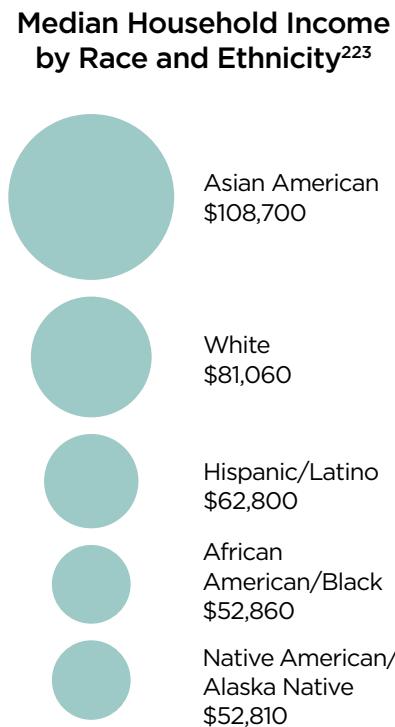
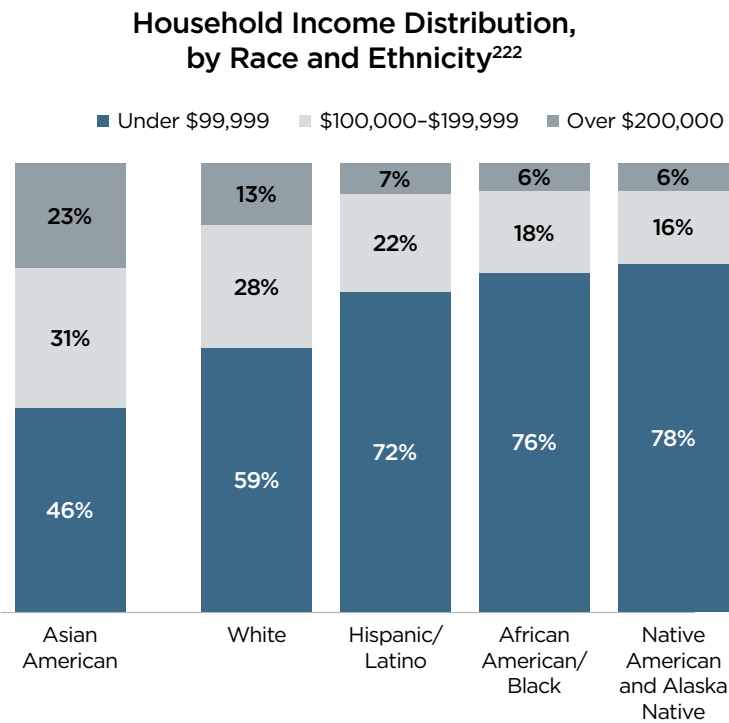
Precursors to Accessing Capital

Discrepancies in wealth and income across demographic groups affect the financial starting line for many entrepreneurs of color.²¹⁸

Many founders rely on funds from personal savings, friends, or family to start their business.²¹⁹ The nation’s significant wealth inequality across racial groups particularly affects African American/Black and Hispanic/Latino entrepreneurs’ ability to tap personal assets as a funding source.²²⁰



Disparities in income also affect the ability of entrepreneurs of color to grow personal wealth and savings and self-fund a business.



Contents

MISSION | Who We Are

DATA | State of Capital Formation

Introduction

Small and Emerging Businesses and Exempt Offering Data

Mature and Later-Stage Businesses

Initial Public Offerings and Small Public Companies

Women Founders and Investors

Diverse Founders and Investors

Natural Disaster Areas

Rural Communities

POLICY | Recommendations

ADVOCACY | What We Do

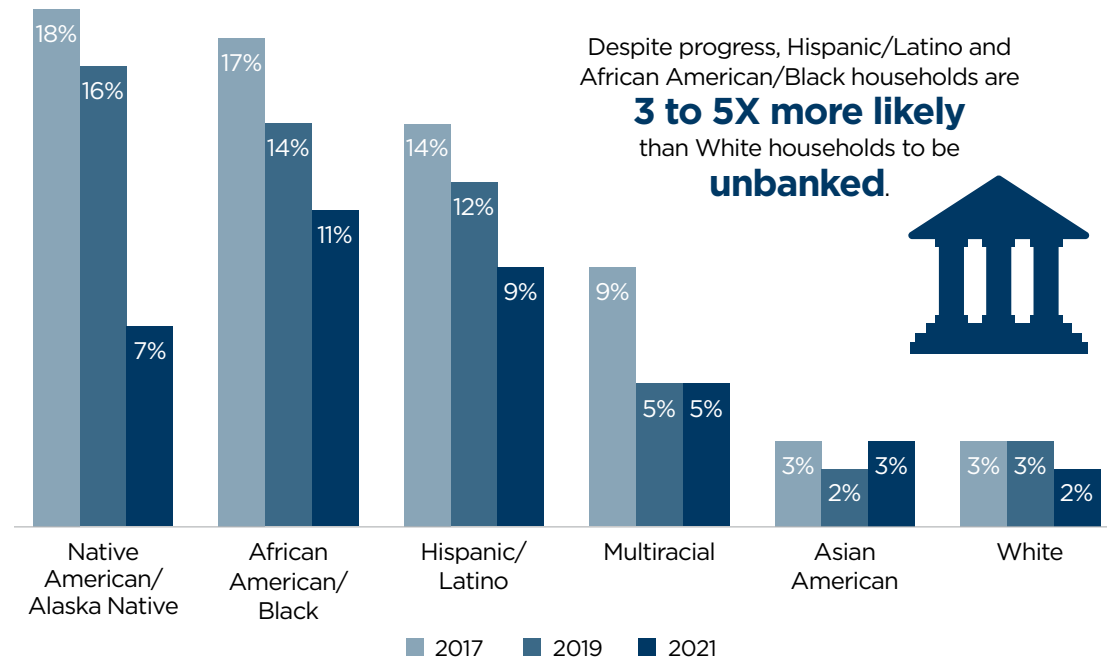
COMMITTEE | Highlights

ENDNOTES | All the Details

OFFICE | Meet the Team

Limited access to traditional financial systems and lending also serves as a barrier to funding a new business.

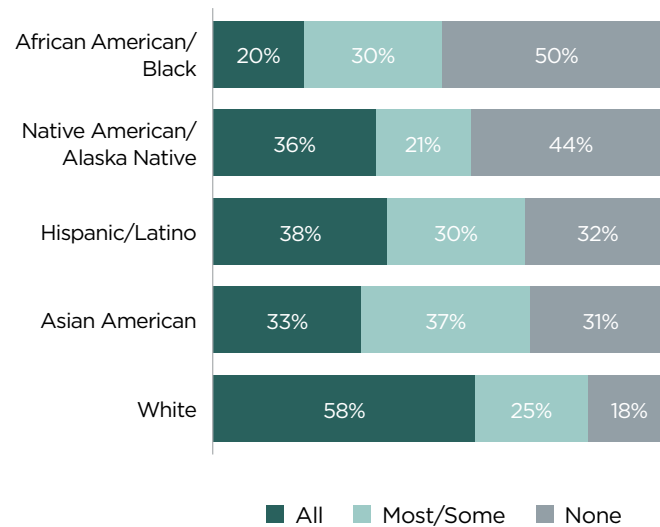
Over the last few years, while more diverse households have opened bank accounts, the overall unbanked rate has remained steady.²²⁴



Entrepreneurs of color **are less likely to receive all the funding they seek** from sources such as loans, lines of credit, and cash advances.



Share of Funding Received by Small Businesses by Race and Ethnicity²²⁵



Contents

MISSION | Who We Are

DATA | State of Capital Formation

Introduction

Small and Emerging Businesses and Exempt Offering Data

Mature and Later-Stage Businesses

Initial Public Offerings and Small Public Companies

Women Founders and Investors

Diverse Founders and Investors

Natural Disaster Areas

Rural Communities

POLICY | Recommendations

ADVOCACY | What We Do

COMMITTEE | Highlights

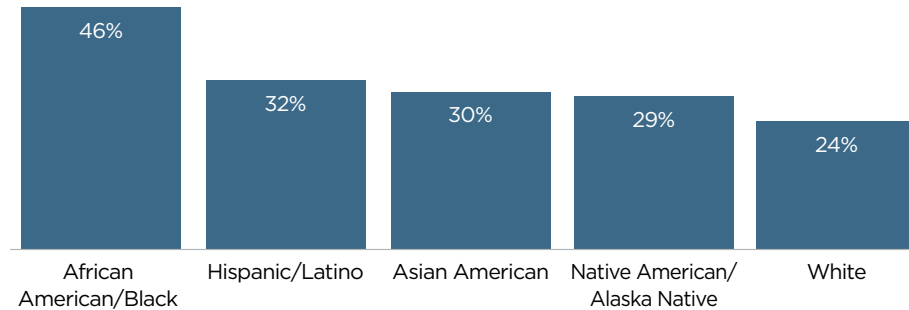
ENDNOTES | All the Details

OFFICE | Meet the Team

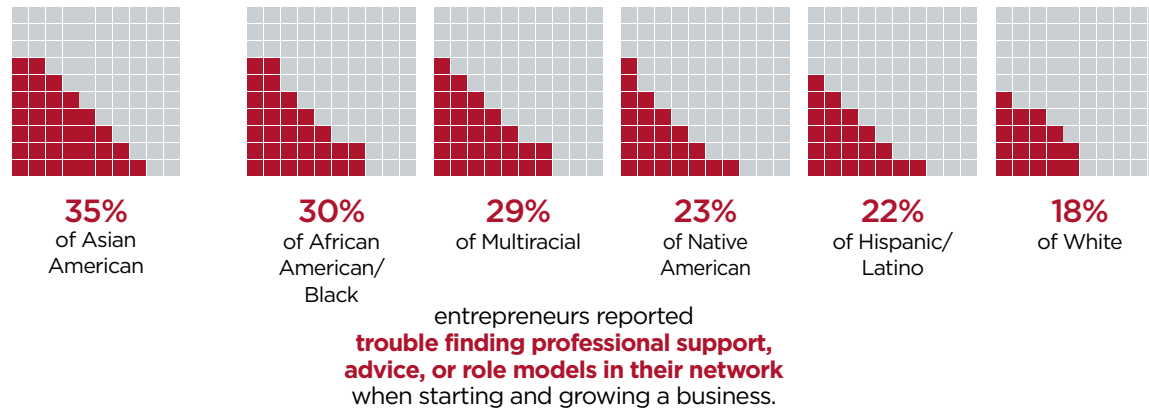
Difficulty accessing capital can affect whether the business will seek capital for future needs.²²⁶

47%
of businesses that needed capital did not apply.

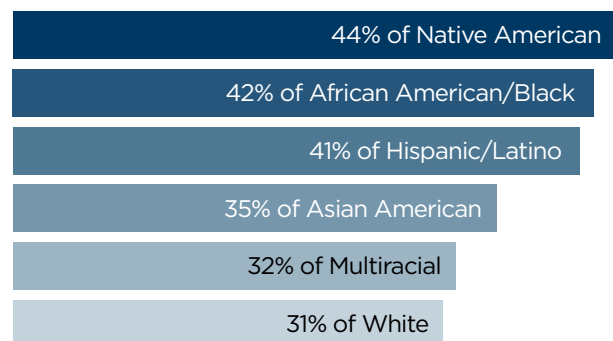
Of those businesses, the percentage that did not apply because they expected to be turned down varied by race and ethnicity:



Lack of access to professional support and capital is a barrier for all entrepreneurs, but the challenge is heightened for entrepreneurs of color.²²⁷



A lack of access to financial resources is particularly problematic for some entrepreneurs of color.²²⁸



entrepreneurs cite a **lack of access to financial resources** as the primary reason they stopped pursuing starting their business.

Contents

MISSION | Who We Are

DATA | State of Capital Formation

Introduction

Small and Emerging Businesses and Exempt Offering Data

Mature and Later-Stage Businesses

Initial Public Offerings and Small Public Companies

Women Founders and Investors

Diverse Founders and Investors

Natural Disaster Areas

Rural Communities

POLICY | Recommendations

ADVOCACY | What We Do

COMMITTEE | Highlights

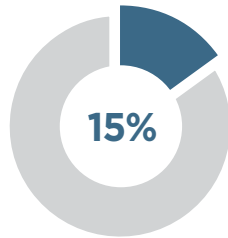
ENDNOTES | All the Details

OFFICE | Meet the Team

Capital-Raising Trends

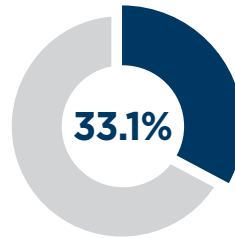
The number of entrepreneurs of color seeking angel capital continues an upward trend, but underrepresentation persists.

Founders of color constituted



of **entrepreneurs seeking angel capital** in 2022 (an increase from 12.8% in 2021 and 5.3% in 2020).²²⁹

Angel investors invested in



of those **investment opportunities** brought to their attention (a slight increase from 30.5% in 2021).²³⁰

A majority of founders of color have seen increased interest from VCs.²³¹

52% of founders of color say they received **increased interest from VCs** in 2021-2022.

50% of founders of color say they had an **increase in conversations with VCs** in 2021-2022.

VC investors more heavily scrutinized particular sections of diverse teams' pitch decks compared to decks of all-White teams.

Teams with diversity experienced:²³²



25% more time on the **team sections**. For all-White teams, this was one of the least important slides.



28% more time on the **traction section**.



67% more time on the **market size section**.



55% more time on **competition section**.

Contents

MISSION | Who We Are

DATA | State of Capital Formation

Introduction

Small and Emerging Businesses and Exempt Offering Data

Mature and Later-Stage Businesses

Initial Public Offerings and Small Public Companies

Women Founders and Investors

Diverse Founders and Investors

Natural Disaster Areas

Rural Communities

POLICY | Recommendations

ADVOCACY | What We Do

COMMITTEE | Highlights

ENDNOTES | All the Details

OFFICE | Meet the Team

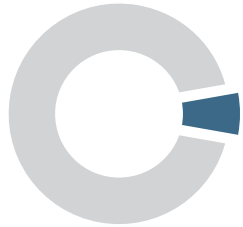
Diverse founding teams face outsized challenges in securing VC investment, and the amounts invested are lower.²³³

Racially and ethnically diverse teams raised

↓ 33% less

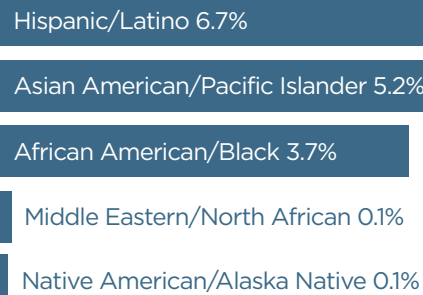
on average in 2022 than all-white teams.²³⁴

Within the **first 5 years**, African American/Black-owned businesses raise about **1/3 as much from venture capital funds** as other startups.²³⁵



While it is difficult to get accurate race and ethnicity statistics on the overall market, data providers have started to provide insight on VC funding raised by founders of color. Within that data, a meager **6%** of VC investments were categorized as **“Diversity Investments”** based on the gender, race, or ethnicity of the business’s leadership team.

Of those investments, only **16% of funding** went to **racially and ethnically diverse founders** (as identified or self-identified on the platform).²³⁶



In Q1 2023, the count of deals with diverse founders **declined**, reaching its **lowest deal count** since 2020.²³⁷

As VC funding dropped between 2021 and 2022, African American/Black- and Hispanic/Latino-founded startups saw a disproportionately larger decline in their share of investments.²³⁸



Only **1.5%** of VC dollars was invested in **Hispanic** founders in **2022** (down from 2.5% in 2021).²³⁹

Only **1.1%** of VC dollars was invested in African American/**Black** founders in **2022** (down from 1.5% in 2021).²⁴⁰

Contents

MISSION | Who We Are

DATA | State of Capital Formation

Introduction

Small and Emerging Businesses and Exempt Offering Data

Mature and Later-Stage Businesses

Initial Public Offerings and Small Public Companies

Women Founders and Investors

Diverse Founders and Investors

Natural Disaster Areas

Rural Communities

POLICY | Recommendations

ADVOCACY | What We Do

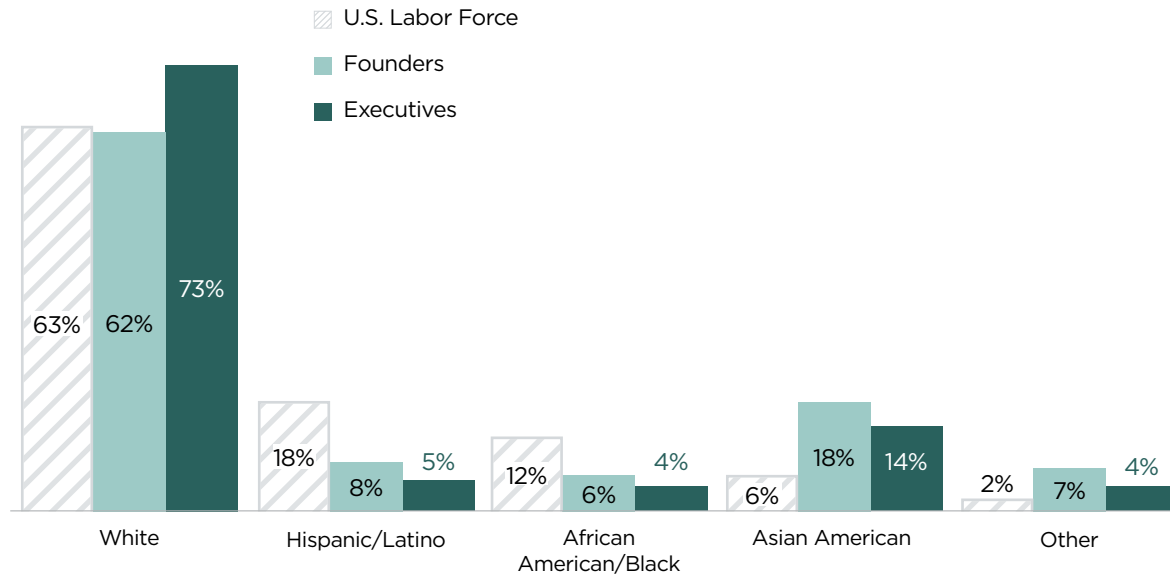
COMMITTEE | Highlights

ENDNOTES | All the Details

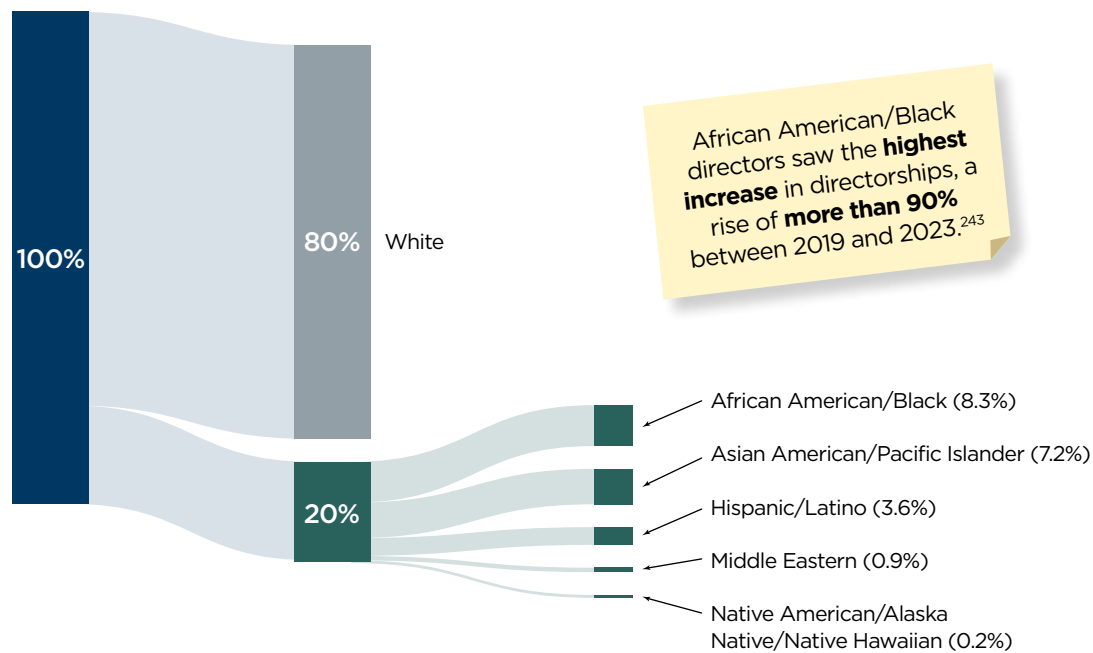
OFFICE | Meet the Team

Diverse Founders in Leadership Roles

African American/Black and Hispanic/Latino founders and executives remain underrepresented as compared to their share of the labor market.²⁴¹



Directors of color occupy 20% of seats on public company boards.²⁴²



Contents

MISSION | Who We Are

DATA | State of Capital Formation

Introduction

Small and Emerging Businesses and Exempt Offering Data

Mature and Later-Stage Businesses

Initial Public Offerings and Small Public Companies

Women Founders and Investors

Diverse Founders and Investors

Natural Disaster Areas

Rural Communities

POLICY | Recommendations

ADVOCACY | What We Do

COMMITTEE | Highlights

ENDNOTES | All the Details

OFFICE | Meet the Team

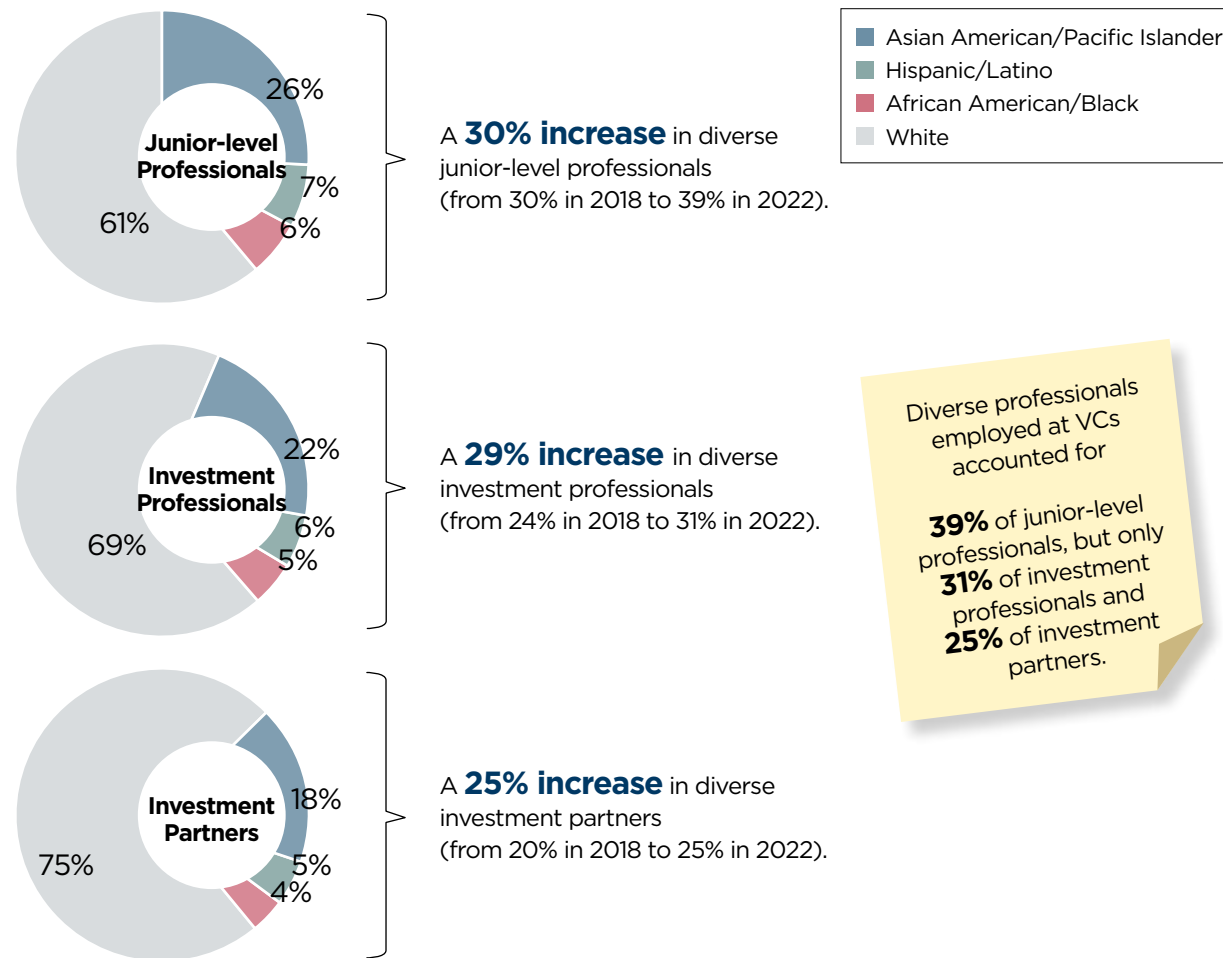
Diverse Investors and Allies

Diversity increased among angel investors, although underrepresentation remains.

8.6% of angel investors in 2022 were racially or ethnically diverse (an increase from 4.1% in 2021 and 5.3% in 2020).²⁴⁴



The percentage of persons of color has increased at VC funds but they remain particularly underrepresented at senior levels.²⁴⁵



Persons of color are also underrepresented among limited partner investors in VC funds.²⁴⁶



Contents

MISSION | Who We Are

DATA | State of Capital Formation

Introduction

Small and Emerging Businesses and Exempt Offering Data

Mature and Later-Stage Businesses

Initial Public Offerings and Small Public Companies

Women Founders and Investors

Diverse Founders and Investors

Natural Disaster Areas

Rural Communities

POLICY | Recommendations

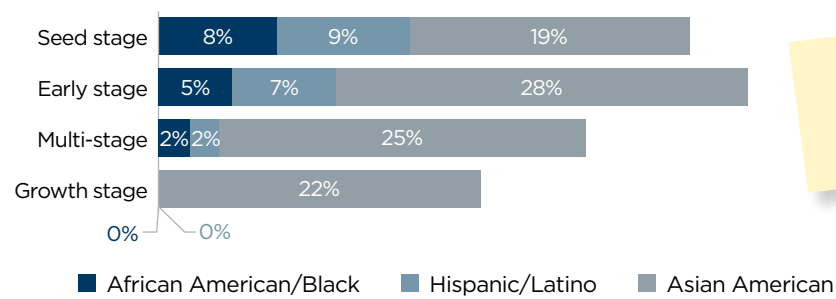
ADVOCACY | What We Do

COMMITTEE | Highlights

ENDNOTES | All the Details


OFFICE | Meet the Team

Most African American/Black and Hispanic/Latino investment partners are in firms that focus on seed and early stages.²⁴⁷



Seed and early-stage investments often have **smaller check size**.²⁴⁸

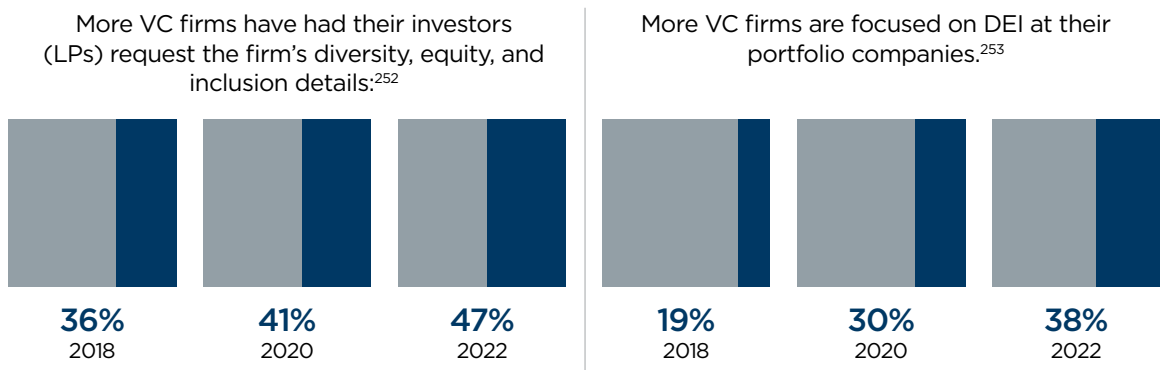
Investors of color are more likely to invest in businesses with diverse founders.²⁴⁹



Women and people of color are the founding partners at **74% of the active seed funds** whose investment criteria include founder diversity and are making **1/2** of their investments in underrepresented founders.²⁵⁰

“One factor in the success of diverse investing teams may be that they are more likely to invest in underrepresented founders.”
- VC HUMAN CAPITAL SURVEY²⁵¹

While more investors and VCs are focused on diversity, equity, and inclusion, the enthusiasm that rose in 2020 for investing in diverse-founded companies has waned.



However, some of the enthusiasm seen in 2020 to close the funding gap for founders of color has reverted to 2019 levels.²⁵⁴



32% of firms identified finding opportunities with **diverse-founded companies** as a **top priority** (down from 43% in 2020 and 33% in 2019).²⁵⁵

Contents

MISSION | Who We Are

DATA | State of Capital Formation

- Introduction
- Small and Emerging Businesses and Exempt Offering Data
- Mature and Later-Stage Businesses
- Initial Public Offerings and Small Public Companies
- Women Founders and Investors
- Diverse Founders and Investors**
- Natural Disaster Areas
- Rural Communities

POLICY | Recommendations

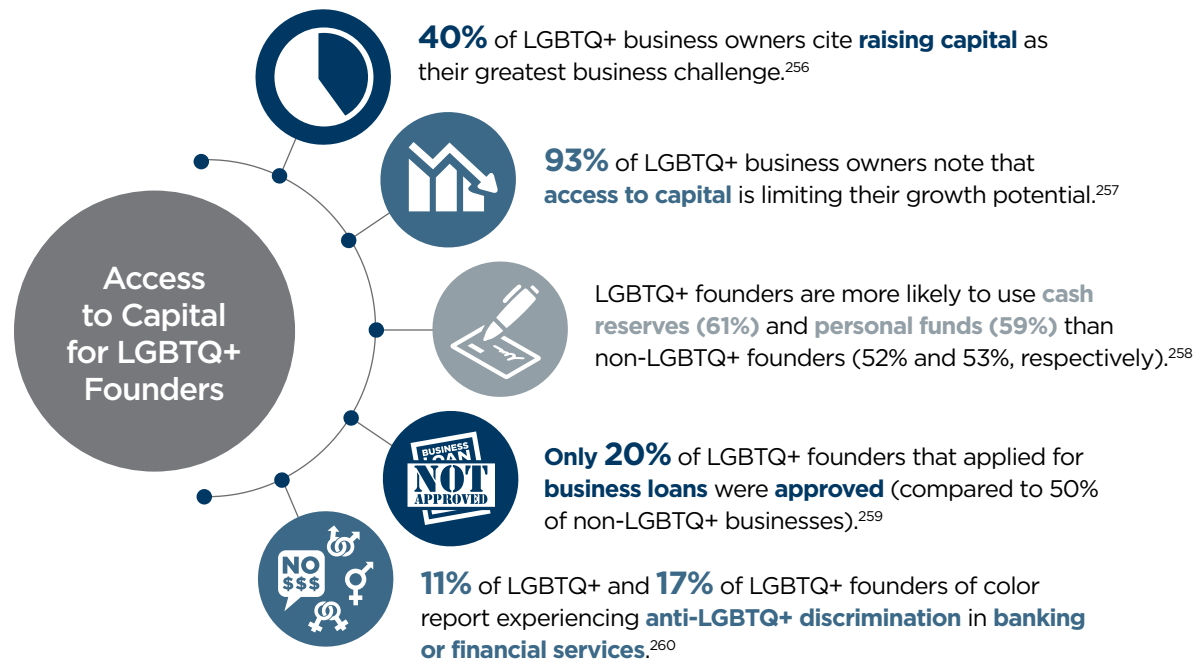
ADVOCACY | What We Do

COMMITTEE | Highlights

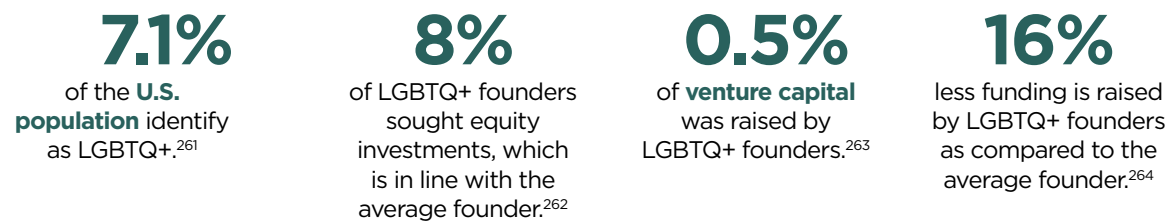
ENDNOTES | All the Details

OFFICE | Meet the Team

LGBTQ+ founders report challenges raising capital.



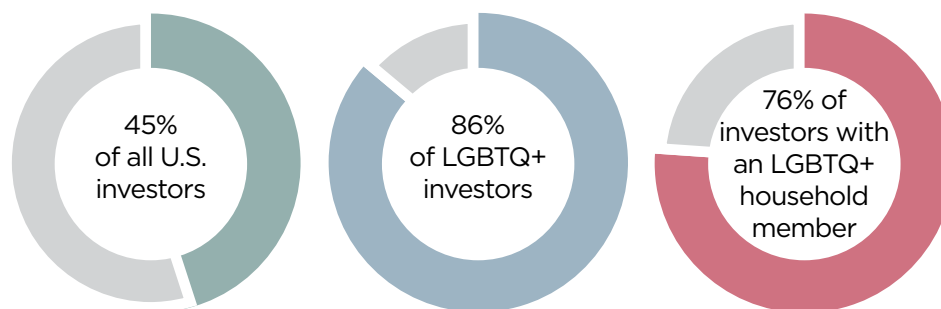
LGBTQ+ founders are raising less funding than non-LGBTQ+ founders, but creating more jobs, patents, and exits.



LGBTQ+ founders create:



Many investors want opportunities to invest in LGBTQ+ equity and inclusion.²⁶⁶



Contents

MISSION | Who We Are

DATA | State of Capital Formation

Introduction

Small and Emerging Businesses and Exempt Offering Data

Mature and Later-Stage Businesses

Initial Public Offerings and Small Public Companies

Women Founders and Investors

Diverse Founders and Investors

Natural Disaster Areas

Rural Communities

POLICY | Recommendations

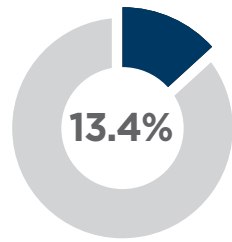
ADVOCACY | What We Do

COMMITTEE | Highlights

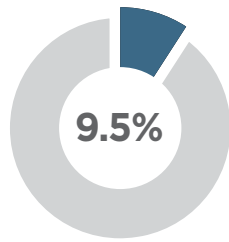
ENDNOTES | All the Details

OFFICE | Meet the Team

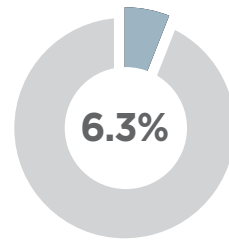
Founders with disabilities often start businesses out of necessity.²⁶⁷



of the US population **has a disability** (roughly 44 million).²⁶⁸



of workers with a disability are **self-employed** vs 6.1% of those with no disability.²⁶⁹




of small businesses, or **2.1 million small businesses**, are owned by a person with a disability.²⁷⁰


Founders with disabilities face challenges accessing capital.²⁷¹



10% of adults with a disability are unbanked vs **5%** of people who do not have a disability.²⁷²



84% of disabled entrepreneurs note that they **do not have** the same **access to opportunities and resources** as non-disabled entrepreneurs.²⁷³



61% of disabled entrepreneurs say they have to **demonstrate superior knowledge** to be taken seriously.²⁷⁴



[As a disabled founder], it's easier to build a satellite and send it to space than it is to raise money.

ERIC²⁷⁵

Despite challenges accessing capital, entrepreneurs with disabilities have developed and launched innovative products and solutions.



58% of founders with a disability used their **disability experience** to develop and design products and services that others haven't thought of.²⁷⁶

Contents

MISSION | Who We Are

DATA | State of Capital Formation

Introduction

Small and Emerging Businesses and Exempt Offering Data

Mature and Later-Stage Businesses

Initial Public Offerings and Small Public Companies

Women Founders and Investors

Diverse Founders and Investors

Natural Disaster Areas

Rural Communities

POLICY | Recommendations

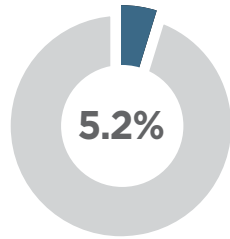
ADVOCACY | What We Do

COMMITTEE | Highlights

ENDNOTES | All the Details

OFFICE | Meet the Team

Veteran founders report challenges raising capital.



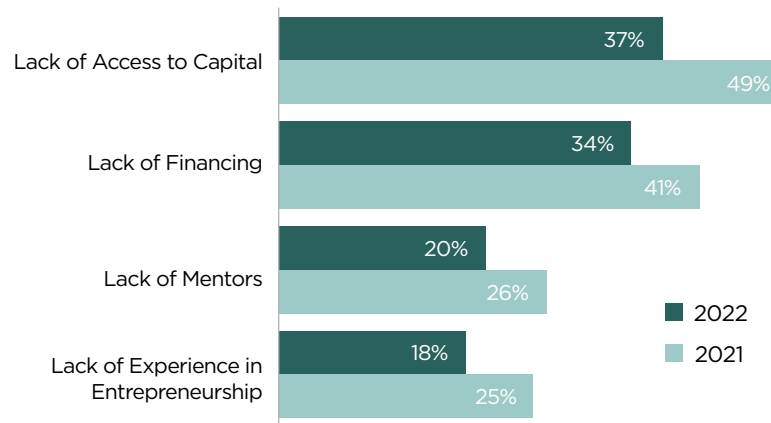
of small business are **veteran-owned** (1.7 million businesses).²⁷⁷



Veteran small business owners employ roughly **4 million people**.²⁷⁸

Access to capital continues to be a barrier to veterans starting or growing a small business.²⁷⁹

40% of veteran entrepreneurs feel that the capital they need is not readily available.²⁸⁰



10% of veteran entrepreneurs sought an equity investment.²⁸¹

Veterans remain underrepresented at VC firms.



Only 3% of investment firm employees were veterans, the same percentage as in 2020 (compared to nearly 8% of the U.S. population).²⁸²

Contents

MISSION | Who We Are

DATA | State of Capital Formation

Introduction

Small and Emerging Businesses and Exempt Offering Data

Mature and Later-Stage Businesses

Initial Public Offerings and Small Public Companies

Women Founders and Investors

Diverse Founders and Investors

Natural Disaster Areas

Rural Communities

POLICY | Recommendations

ADVOCACY | What We Do

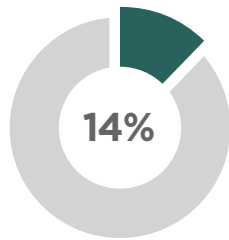
COMMITTEE | Highlights

ENDNOTES | All the Details


OFFICE | Meet the Team

Natural Disaster Areas

How do natural disasters affect small businesses?



of small businesses experienced **natural disaster related losses** (up from 12% in 2021).²⁸³



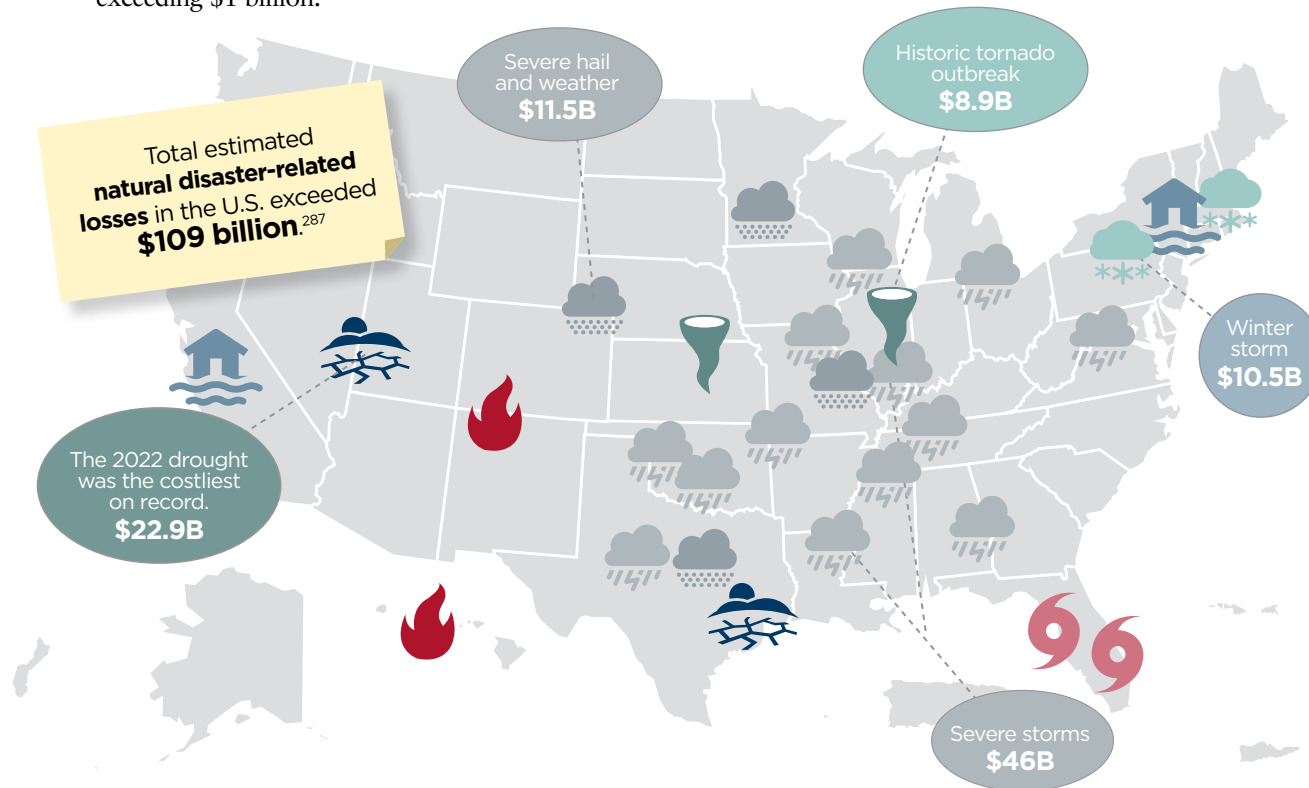
Nearly 2/3 of small businesses in the Northeast that had **disaster-related losses** were **forced to close**, at least temporarily.²⁸⁴



employer firms owned by people of color reported **disaster-related losses**.²⁸⁵

Natural disasters affect communities and their small businesses across the country.

Between October 1, 2022 and September 30, 2023, there were 29 natural disaster events with losses exceeding \$1 billion.²⁸⁶



Contents

MISSION | Who We Are

DATA | State of Capital Formation

Introduction

Small and Emerging Businesses and Exempt Offering Data

Mature and Later-Stage Businesses

Initial Public Offerings and Small Public Companies

Women Founders and Investors

Diverse Founders and Investors

Natural Disaster Areas

Rural Communities

POLICY | Recommendations

ADVOCACY | What We Do

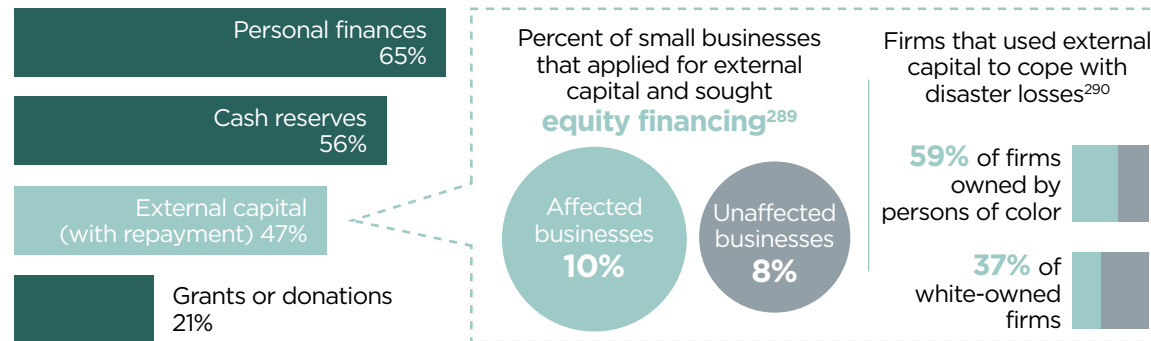
COMMITTEE | Highlights

ENDNOTES | All the Details

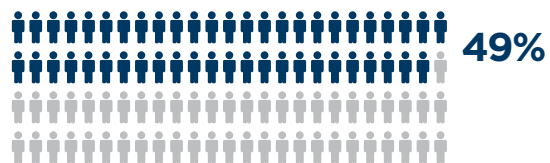
OFFICE | Meet the Team

Capital from investors remains a small portion of funding for small businesses affected by natural disasters.

Those affected by natural disasters use similar funding sources as all small and emerging businesses.²⁸⁸



How does the percentage of the population affected by natural disasters compare to the share of capital from investors raised by affected businesses?



of the U.S. population²⁹¹ lives in an area that was affected by a natural disaster during the three years ending June 30, 2023.²⁹²

Of the total U.S. capital raised from investors over the last 3 years




supported a small business affected by a natural disaster.²⁹³

Capital raised by small businesses in areas affected by natural disasters varied under different offering pathways.²⁹⁴


Regulation D




Regulation A



Registered Equity Offerings by Small Public Companies



Regulation Crowdfunding



Registered equity offerings by **small public companies** only accounted for **7%** of the capital raised across all registered equity offerings over this 3 year period.

Amount of total capital raised by all small businesses over 3 years

Amount (percentage) of capital raised by disaster-affected small businesses over 3 years

Contents

MISSION | Who We Are

DATA | State of Capital Formation

Introduction

Small and Emerging Businesses and Exempt Offering Data

Mature and Later-Stage Businesses

Initial Public Offerings and Small Public Companies

Women Founders and Investors

Diverse Founders and Investors

Natural Disaster Areas

Rural Communities

POLICY | Recommendations

ADVOCACY | What We Do

COMMITTEE | Highlights

ENDNOTES | All the Details

OFFICE | Meet the Team

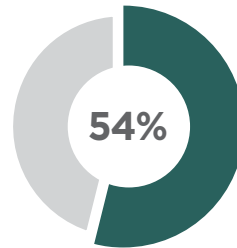
Rural Communities

Small businesses are the economic backbone of rural communities, providing the majority of rural jobs.

While **79%** of rural small businesses each employ fewer than **10 employees**,²⁹⁵



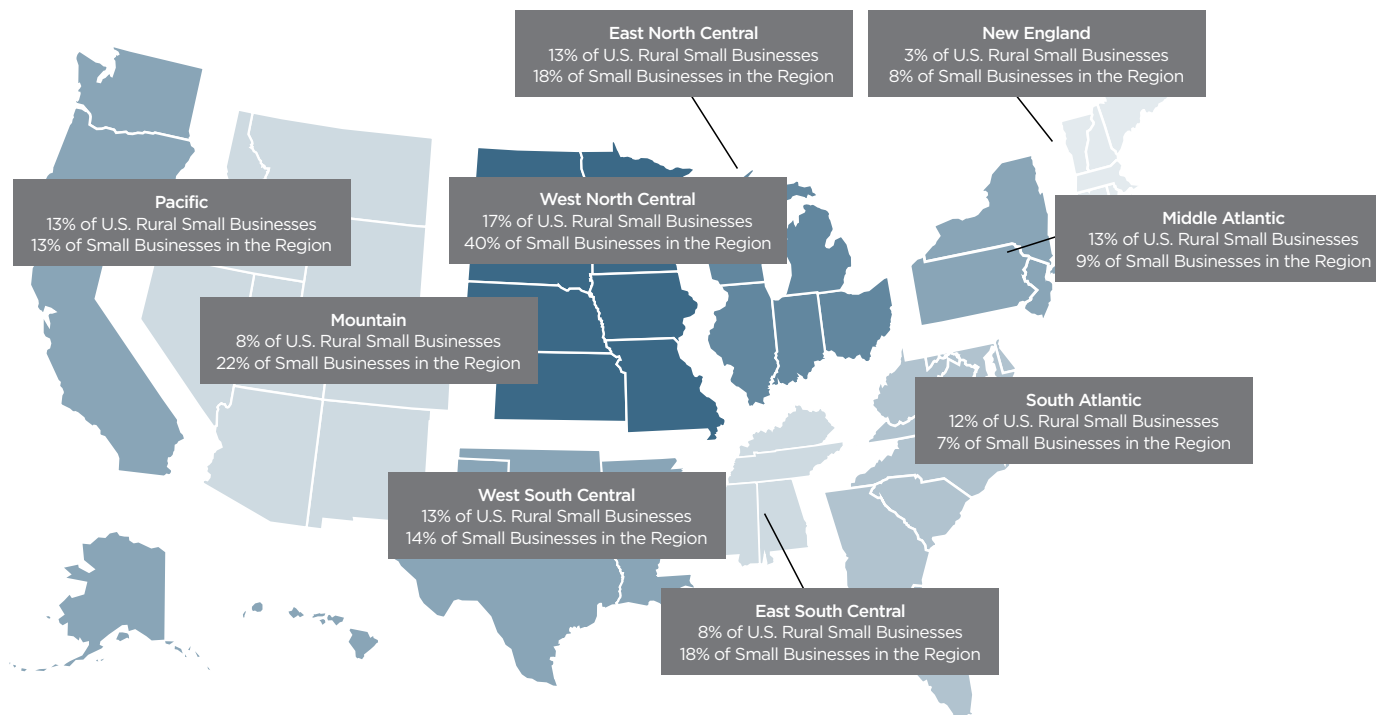
those businesses collectively account for



of employment in rural counties (compared to 45.5% in metropolitan counties).²⁹⁶

Rural small businesses are located across the country, with the majority in the central U.S.²⁹⁷

The below map illustrates the distribution of rural businesses across the U.S. by region, as well as the percentage of businesses within each region that are rural.



Contents

MISSION | Who We Are

DATA | State of Capital Formation

Introduction

Small and Emerging Businesses and Exempt Offering Data

Mature and Later-Stage Businesses

Initial Public Offerings and Small Public Companies

Women Founders and Investors

Diverse Founders and Investors

Natural Disaster Areas

Rural Communities

POLICY | Recommendations

ADVOCACY | What We Do

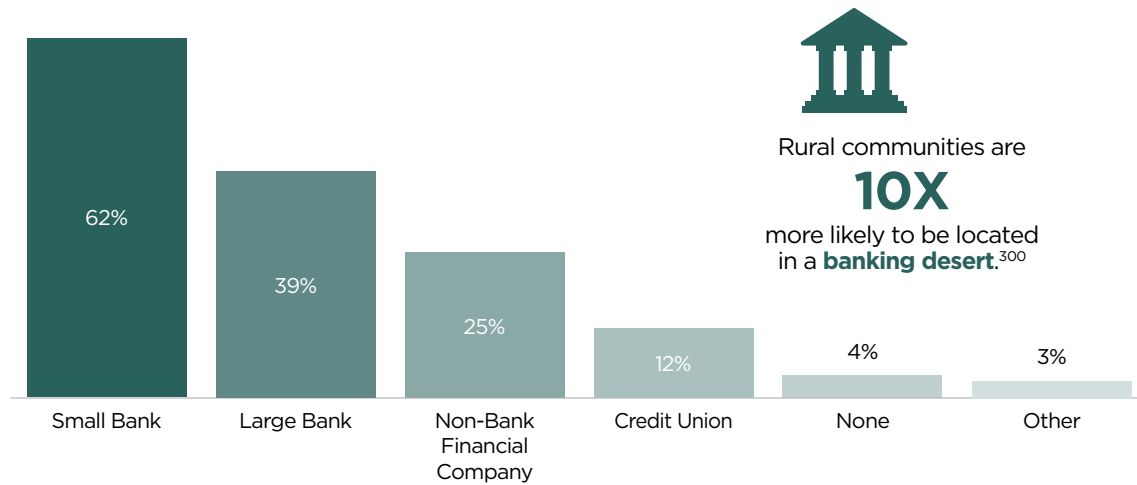
COMMITTEE | Highlights

ENDNOTES | All the Details

OFFICE | Meet the Team

Access to capital remains critical to building and strengthening rural entrepreneurial ecosystems.²⁹⁸

Small banks remain the most prominent financial services provider for rural small businesses.²⁹⁹



The percentage of rural businesses seeking capital from investors is increasing, but it remains a very small portion of funding.



[T]he pandemic was very tough in many ways, but one of the benefits—and a tail wind to rural—has been its entering mainstream acceptance for remote working. It’s gotten a lot easier to do business development networking . . . [and] to understand from an investment thesis standpoint, how you can build a scalable, very meaningful business, even in a small town in the U.S.

JAY BOCKHAUS, CORI INNOVATION FUND³⁰³

Contents

MISSION | Who We Are

DATA | State of Capital Formation

Introduction

Small and Emerging Businesses and Exempt Offering Data

Mature and Later-Stage Businesses

Initial Public Offerings and Small Public Companies

Women Founders and Investors

Diverse Founders and Investors

Natural Disaster Areas

Rural Communities

POLICY | Recommendations

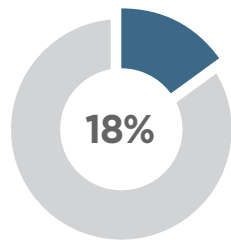
ADVOCACY | What We Do

COMMITTEE | Highlights

ENDNOTES | All the Details

OFFICE | Meet the Team

How does the rural population compare to the share of capital from investors raised by rural small businesses?

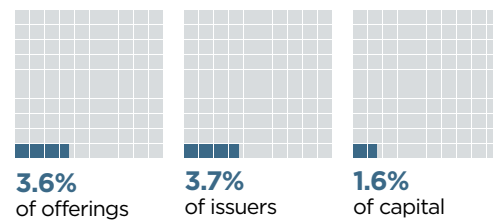


of the U.S. population lives in rural areas.³⁰⁴



15% of small employer firms are located in rural areas.³⁰⁵

Of the total U.S. capital raised from investors over the last 3 years



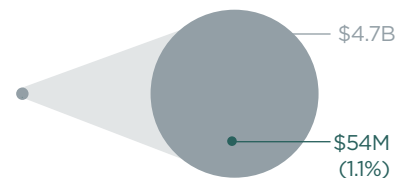
supported rural small businesses.³⁰⁶

Small businesses in rural areas raised a notably smaller portion of overall capital relative to the rural share of population during the three years ending June 30, 2023.³⁰⁷

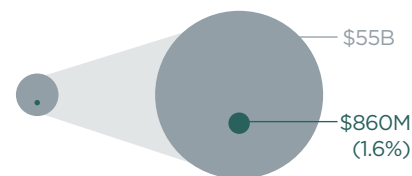
Regulation D



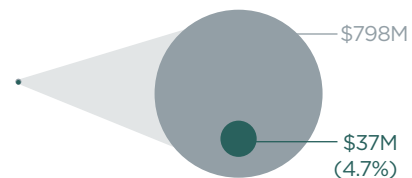
Regulation A



Registered Equity Offerings by Small Public Companies



Regulation Crowdfunding



Registered equity offerings by **small public companies** only accounted for **7%** of the capital raised across all registered equity offerings over this 3 year period.

■ Amount of total capital raised by all small businesses over 3 years
 ■ Amount (percentage) of capital raised by disaster-affected small businesses over 3 years

Contents

MISSION | Who We Are

DATA | State of Capital Formation

Introduction

Small and Emerging Businesses and Exempt Offering Data

Mature and Later-Stage Businesses

Initial Public Offerings and Small Public Companies

Women Founders and Investors

Diverse Founders and Investors

Natural Disaster Areas

Rural Communities

POLICY | Recommendations

ADVOCACY | What We Do

COMMITTEE | Highlights

ENDNOTES | All the Details

OFFICE | Meet the Team



POLICY Recommendations

SEC OFFICE OF THE ADVOCATE FOR SMALL BUSINESS CAPITAL FORMATION | FISCAL YEAR 2023 ANNUAL REPORT

Contents

MISSION | Who We Are

DATA | State of Capital Formation

POLICY | Recommendations

Introduction

Expand educational resources

Private offering changes

Avenues connecting businesses
and investors

Support emerging fund managers

Scale and harmonize small public
company requirements

ADVOCACY | What We Do

COMMITTEE | Highlights

ENDNOTES | All the Details

OFFICE | Meet the Team

HELPING
navigate securities laws
and other issues via
education and policy
recommendations

Based on feedback we have received through our engagements with small businesses and their investors, the Office has developed the following policy recommendations for Congress and the Commission. We have distilled this feedback into five key areas for action to address the most significant issues raised about our capital-raising rules.

We recognize that for any complex issue, including challenges surrounding capital formation, there are a multitude of potential approaches, and indeed we may need to combine multiple approaches to arrive at an effective solution. For each recommendation, we include background context, a discussion of particular impacts on demographic groups, notes on related developments, and our proposed solution.

We welcome further engagement by Congress and the Commission to implement these solutions so that entrepreneurs and their investors together can continue to work together to bring innovations to market.



In June 2023, our Office joined the U.S. Minority Business Development Agency's first annual Diverse Business Forum on Capital Formation. Events like these provide opportunities to gain perspectives from thought leaders on the successes and challenges facing small business and their investors.

Contents

MISSION | Who We Are

DATA | State of Capital Formation

POLICY | Recommendations

Introduction

Expand educational resources

Private offering changes

Avenues connecting businesses
and investors

Support emerging fund managers

Scale and harmonize small public
company requirements

ADVOCACY | What We Do

COMMITTEE | Highlights

ENDNOTES | All the Details

OFFICE | Meet the Team

Entrepreneurs and their investors need accessible tools and educational resources to navigate complex securities laws.



Background Context

Throughout the last fiscal year, we met with entrepreneurs and investors from across the country with diverse capital-raising experience. We heard from many founders who have been able to fund their operations using personal savings, credit cards, retained business earnings, or grants. We also talked with many small businesses for whom those non-dilutive funding sources were unavailable or insufficient and who thus were looking to investors to help finance their operations and development. Others told us that they were in early exploratory stages and unsure how to start their funding journey or what options were available.

Many of the entrepreneurs we met—no matter how business savvy or technologically sophisticated—noted that the capital-raising rules are complex and expressed the need for accessible resources at every stage to help them understand what capital-raising pathways may be available to them.



Demographic Impacts

Even as available pathways to raising capital have expanded in recent years, the complexity of our regulatory framework remains. Women and diverse entrepreneurs³⁰⁸ often lack access to the same networks, experienced mentors and advisors, or supportive entrepreneurial communities as their counterparts³⁰⁹ and therefore face an uneven playing field when navigating that complexity.



Related Developments

We have continued to partner with other SEC offices and divisions to expand and enhance the [Capital Raising Hub](#), a centralized portal of educational resources for each phase of the capital-raising journey for small businesses and their investors. Since we launched the Capital Raising Hub in 2021, our resources have received over 255,000 views. We continue to add resources based on feedback we receive through our outreach efforts.

For example, this year we added:

- 10 new topics to our [Building Blocks](#) suite of educational “one-pagers” that break down into plain language securities law concepts, at all stages of the lifecycle, and which collectively received nearly 400,000 views this year;
- new [Capital Raising 101](#) videos briefly walking through introductory topics;
- a brand new [Funding Roadmap](#) that explores small business funding options from self-funding to non-dilutive options like grants to loans to capital from investors;

Contents

MISSION | Who We Are

DATA | State of Capital Formation

POLICY | Recommendations

Introduction

Expand educational resources

Private offering changes

Avenues connecting businesses and investors

Support emerging fund managers

Scale and harmonize small public company requirements

ADVOCACY | What We Do

COMMITTEE | Highlights

ENDNOTES | All the Details

OFFICE | Meet the Team


- additional terms to our popular [Cutting through the Jargon](#) glossary, which seeks to demystify common terminology; and
- a new educational video and chart to our [Rulemaking Gallery](#) providing high-level summaries of the new Private Fund Adviser rules.



Proposed Solution

Looking forward, we will continue to engage with diverse audiences of small businesses, investors, federal and state agencies, and other thought leaders in the market to expand, promote, and improve accessibility of our educational resources. We also will continue to seek feedback and welcome suggestions for future resources.

We continue to receive calls to make these resources more accessible and for additional resource topics and formats. In order to be able to respond to these calls, we will need the Commission’s support of, and dedication of resources to, our efforts in this area. This support is critical to ensuring that entrepreneurs and their investors, at every stage, have access to tools and educational resources to understand and comply with the securities laws and to access our capital markets effectively.



In August 2023, our Office joined Nasdaq Entrepreneurial Center’s “Capital Raising Readiness” webinar to share our educational resources with early-stage entrepreneurs seeking to raise capital. The event was one of many that highlighted the challenges facing entrepreneurs.

Contents

MISSION | Who We Are

DATA | State of Capital Formation

POLICY | Recommendations

Introduction

Expand educational resources

Private offering changes

Avenues connecting businesses and investors

Support emerging fund managers

Scale and harmonize small public company requirements

ADVOCACY | What We Do

COMMITTEE | Highlights

ENDNOTES | All the Details

OFFICE | Meet the Team

Exempt offering pathways are essential to small business capital raising. Targeted regulatory changes could improve their utility.



Background Context

Every operating company needs capital to build, grow, and scale. When that capital does not come from retained business earnings, personal savings, or debt financing, companies regularly look to the private markets to finance early-stage operations and development. Some founders do this with a single private financing in mind; others do so with aspirations of raising multiple rounds in preparation for becoming a public company. In both cases, raising capital through the private markets via exempt offerings is a necessary step in building the company. For companies that will one day go public, early-stage capital provides a foundation for the business to reach the size and maturity needed to go public. For the millions of small businesses that are not looking to become public companies, funding is critical for their development and for job creation in communities throughout the United States.

As we engage with entrepreneurs, investors, entrepreneurial support organizations, and other thought leaders, many share details about what has been working well with respect to capital raising and areas where they face challenges. Overwhelmingly, companies and investors alike tell us that Regulation D works well for those companies that have access to accredited investors. In fact, as highlighted in this report, Regulation D is the most frequently used pathway to raise capital from investors.³¹⁰

However, many founders do not have pre-existing accredited investor networks.³¹¹ Further, angel investments, a significant source of early-stage capital (especially for women and founders of color), have slowed over the past year,³¹² adding a further barrier to raising capital for those unable to self-fund or tap into wealthy networks.

Targeted regulatory changes are needed to promote inclusivity and equity in the entrepreneurial ecosystem and improve the capital-raising process.



Demographic Impacts

Data highlighted in this report shows the dismal proportion of capital raised by companies founded by women and racially and ethnically diverse entrepreneurs.³¹³ This is the case at all lifecycle stages, from startups through later-stage companies, leaving these businesses financially constrained and unable to reach their full potential.³¹⁴

Contents

MISSION | Who We Are

DATA | State of Capital Formation

POLICY | Recommendations

Introduction

Expand educational resources

Private offering changes

Avenues connecting businesses and investors

Support emerging fund managers

Scale and harmonize small public company requirements

ADVOCACY | What We Do

COMMITTEE | Highlights

ENDNOTES | All the Details

OFFICE | Meet the Team

Diversifying capital allocators and decision-makers facilitates greater funding of diverse founders. Data shows that investors of color are more likely to invest in diverse founders.³¹⁵ Therefore, policies that have a disproportionate impact on diverse investors are likely to further impede investment in the next generation of diverse innovators working to grow their companies.

For example, the accredited investor definition largely determines whether an individual is eligible to invest in many early-stage companies.³¹⁶ However, African American/Black and Hispanic/Latino investors are excluded from the accredited investor definition at higher rates than White and Asian American/Pacific Islander investors due in large part to historic wealth inequality.³¹⁷ Racial and ethnic diversity among angel investors increased in 2022, yet diverse founders are still significantly underrepresented.³¹⁸

Changes that would decrease the pool of accredited investors, including angel investors, would impact small business capital formation and especially for first-time founders and racially and ethnically diverse entrepreneurs.

Due to our nation's racial and ethnic wealth gap, founders of color are less likely to have sufficient personal wealth to finance their company by bootstrapping.³¹⁹ They are also less likely to have fulsome access to traditional financial systems and lending or to benefit from a robust personal network of accredited investors.³²⁰ Yet many diverse founders have found funding opportunities through Regulation Crowdfunding, which enables a company to raise capital from their local community, brand or product loyalists, and other non-accredited investors.³²¹ This pathway also has been particularly attractive to small businesses located outside of traditional capital hubs.³²²



Angel investors, they play an important role, because they're bringing this access to capital. It's arguably more important for diverse founders, and why is that? Because . . . if Latinos are a reflection of my family, we don't have the *tíos* and *tías*—the aunts and uncles—that are going to fund me a couple hundred thousand, right? They don't have the sophisticated networks that are going to introduce them to the VC that's just going to write them that million-dollar check, because we went to the same school, and I just really believe in what you've got. We just don't have that network. And so angel investors really do play an important role for these early-stage founders.

JENNIFER GARCIA, LATINO BUSINESS ACTION NETWORK³²³

Contents

MISSION | Who We Are

DATA | State of Capital Formation

POLICY | Recommendations

Introduction

Expand educational resources

Private offering changes

Avenues connecting businesses and investors

Support emerging fund managers

Scale and harmonize small public company requirements

ADVOCACY | What We Do

COMMITTEE | Highlights

ENDNOTES | All the Details

OFFICE | Meet the Team



Related Developments

The Commission’s most recent rulemaking agenda continues to indicate that it will consider amendments to [Regulation D](#), including updates to the [accredited investor](#) definition and [Form D](#).³²⁴ In addition, Section 413(b)(2)(A) of Dodd-Frank Wall Street Reform and Consumer Protection Act requires the Commission to undertake a review of the accredited investor definition at least once every four years to determine whether the requirements of the definition should be adjusted or modified.³²⁵ In connection with any changes to or review of the income and net worth thresholds in the accredited investor definition, our office has urged the Commission to consider several important data matters:

1. The impact any changes would have on racially and ethnically diverse founders and populations located in rural areas.³²⁶
2. When discussing the size of each of the private market and public market, it is important to take into account the amount of capital raised by both operating companies and pooled funds.³²⁷ For example, of the \$2.9 trillion raised under Regulation D over the 12-month period ended June 30, 2023, operating companies raised only \$299 billion, or approximately 10 percent, while pooled funds raised the other 90 percent.³²⁸

Regulation D	Registered Offerings + Flows into Registered Funds
<p>Operating Companies \$299 Billion over 21,758 offerings</p> <p>+</p> <p>Pooled Funds \$2.6 Trillion over 16,329 offerings</p>	<p>Operating Companies \$1.1 Trillion over 2,302 offerings</p> <p>+</p> <p>Registered Funds \$8.8 Trillion flows into registered funds</p>

Because the public and private markets differ in so many ways, particularly with respect to liquidity, it is difficult to estimate the relative size and growth rates of each market, but any such attempt to compare these markets should separately assess amounts raised by operating companies and pooled funds and be based on data reflecting the capital raised in each market.

3. In evaluating the role of the accredited investor definition in offerings under Regulation D, it is important to keep in mind that 81% of offerings under Regulation D (\$2.3 trillion over the 12-month period ended June 30, 2023)³²⁹ were by a type of fund ([3\(c\)\(7\) funds](#)) that is unlikely to be affected by changes to the accredited investor definition.³³⁰ The accredited investor definition is far more relevant for [3\(c\)\(1\) funds](#), which accounted for only 4% of all offerings under Regulation D (\$130 billion over the 12-month period ended June 30, 2023).³³¹

Contents

MISSION | Who We Are

DATA | State of Capital Formation

POLICY | Recommendations

Introduction

Expand educational resources

Private offering changes

Avenues connecting businesses and investors

Support emerging fund managers

Scale and harmonize small public company requirements

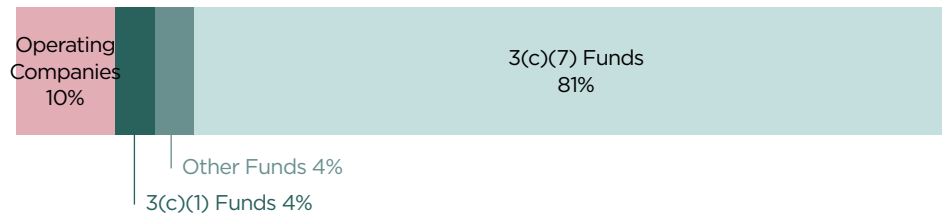
ADVOCACY | What We Do

COMMITTEE | Highlights

ENDNOTES | All the Details

OFFICE | Meet the Team

Percentage of capital raised under Regulation D by issuer type:



Proposed Solution

Based on the feedback we have received throughout our engagement with small businesses and their investors, we recommend proceeding with caution on any potential changes to Regulation D. We also recommend certain changes to the accredited investor definition and Regulation Crowdfunding, as set forth below.

Regulation D:

When considering changes to Regulation D, we urge the Commission not to make the **Form D** notice and associated disclosure requirements more burdensome, particularly for smaller operating companies raising smaller amounts of capital.

Rationale:

The Rule 506(b) safe harbor for the statutory exemption provided by Section 4(a)(2) is by far the most frequently used method for raising capital.³³²

Operating companies made up 55% of the total number of offerings under Regulation D since 2020 but accounted for only 12% of the total value of all such offerings. The other offerings were by pooled funds.³³³

Any changes that result in deterring operating companies from relying on this safe harbor are likely to have a chilling effect on access to capital for smaller companies seeking to raise capital, particularly those that are already facing some of the greatest challenges accessing capital. It is also important to keep in mind that any changes that make compliance with Regulation D more costly may have the unintended result of driving companies to raise capital under the statutory Section 4(a)(2) exemption instead.

Accredited Investor Definition:

The Commission should expand the definition to include additional qualitative professional criteria and offer more opportunities to demonstrate financial sophistication as an alternative to the income and net worth thresholds.³³⁴

The Commission should consider the impact any change to the income and net worth thresholds would have on access to capital for women and racially and ethnically diverse founders and populations located in rural areas. This consideration and any review of the definition should expressly include a review of data regarding household income and net worth by race and ethnicity and by geographic location.

Contents

MISSION | Who We Are

DATA | State of Capital Formation

POLICY | Recommendations

Introduction

Expand educational resources

Private offering changes

Avenues connecting businesses and investors

Support emerging fund managers

Scale and harmonize small public company requirements

ADVOCACY | What We Do

COMMITTEE | Highlights

ENDNOTES | All the Details

OFFICE | Meet the Team

Rationale:

As is clear from the data on wealth and income inequality across demographic groups,³³⁵ raising the wealth and income thresholds would have a disproportionate impact on entrepreneurs and investors of color. A more homogenous pool of accredited investors would negatively affect the ability of diverse entrepreneurs to raise capital.³³⁶

In addition, increased wealth and income thresholds would have a disproportionate impact on geographic areas with a lower cost of living, including rural areas, which already tend to have less VC activity.³³⁷

When evaluating amounts raised in reliance on Regulation D, the Commission should separately assess amounts raised by operating companies and pooled funds. Further, in considering data on the use of the accredited investor definition by pooled funds, amounts raised by 3(c)(7) funds should be excluded, as investors in those funds must be “qualified purchasers,” a much higher standard than the accredited investor definition. This will allow the Commission to focus more accurately on the effect any changes may have on capital raised by 3(c)(1) funds and other private funds, which are the funds most likely to be impacted by changes to the definition.

Regulation Crowdfunding:

The Commission or Congress should amend Regulation Crowdfunding³³⁸ to make it a more attractive capital-raising pathway, including by

- allowing flexibility in the type of accounting a company uses for small businesses raising up to \$500,000, and
- increasing the offering size threshold under which an issuer may meet its financial statements requirements by providing financial statements and income tax return information certified by the principal executive officer.³³⁹

Rationale:

Although Regulation Crowdfunding has become more widely used,³⁴⁰ only a small fraction of capital is raised using this pathway.³⁴¹

Crowdfunding offerings have been a particularly important source of funding for women and founders of color³⁴² and geographically diverse companies, with 70% of capital contributed outside the top 10 capital hubs.³⁴³

Market participants report that existing reporting requirements for raising small dollar amounts through Regulation Crowdfunding are costly and outsized, creating practical barriers to relying on this pathway. For example, the requirements to have financial statements reviewed by an independent public accountant³⁴⁴ delay the ability to commence an offering and impose an upfront cost without a guarantee that the offering will be successful. Finding ways to reduce the costs associated with smaller offering sizes would help make Regulation Crowdfunding more attractive to small businesses looking to meet funding needs to grow and expand.

Contents

MISSION | Who We Are

DATA | State of Capital Formation

POLICY | Recommendations

Introduction

Expand educational resources

Private offering changes

Avenues connecting businesses and investors

Support emerging fund managers

Scale and harmonize small public company requirements

ADVOCACY | What We Do

COMMITTEE | Highlights

ENDNOTES | All the Details

OFFICE | Meet the Team

Congress should amend Section 4A(f)(3) of the Securities Act to modify the provision that excludes investment companies (or excluded companies under Section 3(b) or 3(c) of the Investment Company Act) from using the Regulation Crowdfunding exemption.³⁴⁵

Rationale:

In 2020, in response to feedback, the Commission adopted Rule 3a-9 under the Investment Company Act to allow special purpose vehicles (SPVs) to conduct Regulation Crowdfunding offerings as co-issuers to a traditional issuer, provided that the SPV meets certain requirements.³⁴⁶ Entrepreneurs, investors, and other thought leaders report that this SPV model has not worked as well as intended due to the prescriptive requirements and the statutory prohibition on investment companies.



“It’s remarkable how common the problems are from one [entrepreneurial] ecosystem to another . . . I think the fundamental thing we’re trying to do is improve the outcomes of entrepreneurs by being more collaborative, looking for ways to open your network to them, or find ways to mentor them.

IAN HATHAWAY,
FAR OUT VENTURES³⁴⁷

Contents

MISSION | Who We Are

DATA | State of Capital Formation

POLICY | Recommendations

Introduction

Expand educational resources

Private offering changes

Avenues connecting businesses and investors

Support emerging fund managers

Scale and harmonize small public company requirements

ADVOCACY | What We Do

COMMITTEE | Highlights

ENDNOTES | All the Details

OFFICE | Meet the Team

Connecting founders with savvy investors is essential to capital raising.



Background Context

Knowledgeable early-stage investors can be invaluable for early-stage companies, often bringing relevant industry experience, mentorship, business connections, strategic guidance, and follow-on financial support, all of which can have a significant and positive impact on a small business's trajectory. Yet not all entrepreneurs have personal connections to sophisticated, early-stage investors with deep pockets and the right risk tolerance. Registered broker-dealers tend to provide their matchmaking services for larger offerings,³⁴⁸ but a company's need to connect with savvy investors applies regardless of the size of its offering.

Since our first [Annual Report](#) in 2019, our Office has been advocating for regulatory clarity on the role of finders in facilitating introductions between founders and investors.³⁴⁹ While the Commission has not included finders or an alternative approach on its agenda, this issue remains as timely today as ever.



Demographic Impacts

Women, racially and ethnically diverse, and rural founders often start with a smaller network of accredited, angel, and VC investors.³⁵⁰ Further, many report trouble finding professional support, advice, or role models in their network.³⁵¹ The lack of access to networks of potential investors has a significant impact on capital raising, which further extends into company survival and growth prospects, diversity among board leadership, and the mentoring that often comes from savvy investors. These barriers to company success in turn may affect founders' ability to build wealth and reinvest capital going forward.



If the success of entrepreneurs depends more on who they know than on what they can do, then the traditional rules serve to entrench class distinctions. Those who come from money and therefore have connections to wealth become successful entrepreneurs because they can raise the needed funds. Those who lack those connections may fail for lack of capital, despite their ability and innovations.

BRIAN BECKON, CUTTING EDGE CAPITAL³⁵²

Contents

MISSION | Who We Are

DATA | State of Capital Formation

POLICY | Recommendations

Introduction

Expand educational resources

Private offering changes

Avenues connecting businesses and investors

Support emerging fund managers

Scale and harmonize small public company requirements

ADVOCACY | What We Do

COMMITTEE | Highlights

ENDNOTES | All the Details

OFFICE | Meet the Team



Related Developments

In October 2020, the Commission proposed an order³⁵³ that would permit natural persons to engage in certain limited “finders” activities involving accredited investors without registering with the Commission as a broker-dealer. The Commission has not taken further action on the proposal, and providing regulatory clarity for finders is not on the Commission’s current regulatory agenda.³⁵⁴



Proposed Solution

We hear frequently that the lack of regulatory clarity on the role of finders in facilitating introductions between investors and founders harms both investors and the companies those investors are seeking to support. The lack of a clear framework makes it easier for unscrupulous intermediaries to solicit investors without disclosing hidden conflicts of interest. Further, to the extent an intermediary engages in unregistered broker-dealer activity, it could expose the company to rescission rights, which would require the company to return to investors their investment plus interest.³⁵⁵ For decades, market participants have asked for clarity about the legal obligations of finders. We remain supportive of those calls and continue to recommend that Congress or the Commission provide additional regulatory clarity for finders.



The importance of networks was a theme we heard throughout the year, including in our October 2022 panel discussion on “Latinx Venture Capitalists and Entrepreneurs: The State of the Playing Field.”

Contents

MISSION | Who We Are

DATA | State of Capital Formation

POLICY | Recommendations

Introduction

Expand educational resources

Private offering changes

Avenues connecting businesses and investors

Support emerging fund managers

Scale and harmonize small public company requirements

ADVOCACY | What We Do

COMMITTEE | Highlights

ENDNOTES | All the Details

OFFICE | Meet the Team

Emerging fund managers need support in order to continue to play their key role in funding startups, particularly those seeking smaller, early-stage checks.



Background Context

Founders seeking funding for their businesses beyond their personal network of friends and family or regional angel investors often turn to private funds of sophisticated pooled capital, like VC funds. Generally, larger, established funds tend to seek a consolidated number of larger investments to ensure they are managing a reasonable number of portfolio companies.³⁵⁶ Meanwhile, founders looking to raise smaller, earlier rounds, report challenges and decreasing interest from VC funds.³⁵⁷ VC funding activity has slowed and become more concentrated in large and established funds.³⁵⁸ The percentage of capital invested with emerging fund managers that tend to have smaller funds and write smaller checks dropped to a new decade low.³⁵⁹

The impact of this challenge goes beyond the dollars raised in the round, as VC funding tends to result in a higher probability of additional investments and an IPO and a decreased probability of failure.³⁶⁰



Demographic Impacts

We continually hear through our outreach efforts, and data highlighted in this report shows, that women and racially and ethnically diverse fund managers face disproportionate challenges raising capital from institutional investors, resulting in smaller funds and in turn smaller investments in their portfolio companies.³⁶¹ Women and diverse fund managers are more likely to invest in diverse founders, so fundraising challenges for these managers may lead to fundraising challenges for diverse founders.³⁶²

While investors and VC firms are showing an increased focus on diversity, equity, and inclusion, the enthusiasm that rose in 2020 for investing in diverse-founded companies has waned.³⁶³ In addition, we hear from market participants that recent litigation over funds' use of diversity criteria may continue to curb that enthusiasm.³⁶⁴



Women of color are the most founded, entrepreneurial demographic . . . They are just the least funded.

ARIAN SIMONE, FEARLESS FUND³⁶⁵

Contents

MISSION | Who We Are

DATA | State of Capital Formation

POLICY | Recommendations

Introduction

Expand educational resources

Private offering changes

Avenues connecting businesses and investors

Support emerging fund managers

Scale and harmonize small public company requirements

ADVOCACY | What We Do

COMMITTEE | Highlights

ENDNOTES | All the Details

OFFICE | Meet the Team



Related Developments

Our prior Annual Reports have recommended that Congress and the Commission explore regulatory solutions to support emerging fund managers given the role these managers play in supporting startups, and in our 2022 Annual Report we included the following specifics:

- Amending the “venture capital fund” definition under Rule 203(l)-1 of the Investment Advisers Act of 1940 to permit VC funds to invest in other VC funds as a “qualifying investment” that is excluded from the 20% non-qualifying investment basket.
- Increasing the current 100 beneficial owner limit for funds that rely on the exemption in Section 3(c)(1) of the Investment Company Act of 1940.
- Increasing the limit on investors in, and expanding the \$10 million maximum fund size of, a “qualifying venture capital fund” under the exemption in Section 3(c)(1) of the Investment Company Act of 1940.³⁶⁶

The Commission has the authority to amend the “venture capital fund” definition in the Investment Advisers Act of 1940. Congress would need to act to amend the beneficial owner limit and “qualifying venture capital fund” definition in the Investment Company Act of 1940.



Proposed Solution

Emerging fund managers play a key role in capital formation for startups, and we reaffirm the recommendations in our prior Annual Reports as follows:

The Commission should amend Rule 203(l)-1 of the Investment Advisers Act of 1940 by defining “venture capital fund” to include investments by venture capital funds into other venture capital funds, often called “fund of funds” investments, as “qualifying investments” that would be excluded from the 20% non-qualifying basket limit.

Rationale:

A fund of funds model would permit larger funds to invest in smaller funds, managed by emerging managers, that write smaller checks, potentially unlocking capital otherwise earmarked for later-stage companies to be reallocated to early-stage companies.³⁶⁷

Contents

MISSION | Who We Are

DATA | State of Capital Formation

POLICY | Recommendations

Introduction

Expand educational resources

Private offering changes

Avenues connecting businesses and investors

Support emerging fund managers

Scale and harmonize small public company requirements

ADVOCACY | What We Do

COMMITTEE | Highlights

ENDNOTES | All the Details

OFFICE | Meet the Team

Congress should amend the exemption in Section 3(c)(1) of the Investment Company Act of 1940 to increase the limit on the number of beneficial owners.³⁶⁸

Rationale:

Limiting a 3(c)(1) fund to 100 beneficial owners makes it difficult for emerging fund managers – who may not have access to a network of investors who can write large checks – to raise a sufficient amount of capital.

Congress should further amend Section 3(c)(1) to increase the limit on investors in, and the \$10 million maximum fund size of, a “qualifying venture capital fund.”³⁶⁹

Rationale:

A qualifying venture capital fund can have no more than \$10 million from no more than 250 investors. Raising the \$10 million limit would improve the exemption’s utility by allowing for a diversified portfolio of investments and the fund’s operating costs. Assuming a “2 and 20” fee structure, a \$10 million fund would have only \$200,000 per year for operating expenses, such as salaries, portfolio management, audit, diligence, and compliance. Expanding the \$10 million cap and the related 250 investor limit, would equip emerging managers to raise a meaningful sized fund while covering their expenses.



At the 2023 *Women of Color and Capital* conference, our Office joined a discussion about the unique experience for women of color as fund managers and investors.

Contents

MISSION | Who We Are

DATA | State of Capital Formation

POLICY | Recommendations

Introduction

Expand educational resources

Private offering changes

Avenues connecting businesses and investors

Support emerging fund managers

Scale and harmonize small public company requirements

ADVOCACY | What We Do

COMMITTEE | Highlights

ENDNOTES | All the Details

OFFICE | Meet the Team

Scale disclosures and harmonize requirements for small public companies to help them stay public.



Background Context

After a very busy 2021, IPO activity dropped considerably in 2022 and 2023.³⁷⁰ While supply chains have normalized and inflation has eased, macroeconomic and geopolitical conditions remain challenging. Notably, monetary policy continued to tighten, likely contributing to the subdued IPO market.

Despite the slow IPO environment and sustained decline in the number of public companies, market capitalization and profits for exchange-listed public companies thrived. At the same time, the portion of that aggregate market capitalization represented by small companies has continued its long-standing, steady decline, which suggests that while large companies are receiving the benefits of being public, many small ones are not.³⁷¹

Small public companies face considerable challenges. They continue to receive little research coverage, suffer heightened negative reactions to market events and lower liquidity, and feel the greater impact of regulatory costs that are fixed or not easily scaled for their size.³⁷² Many small public companies also see their stock price suffer following their IPOs, as they struggle to comply with exchange rules.³⁷³ Without steps to improve the prospects of small public companies, their numbers are likely to continue to decline.³⁷⁴ To avoid this fate, fostering a regulatory environment that encourages smaller companies to remain public is as important as helping them go public.



Demographic Impacts

Despite a growing proportion of racially and ethnically diverse business owners and increased VC interest in founders of color, diverse owners still face significant challenges when trying to access capital.³⁷⁵ Similarly, although women founders had a relatively strong year in some aspects of capital raising, they remain underrepresented among business owners.³⁷⁶ An ecosystem in which early-stage capital formation is disproportionately challenging for diverse and women founders unsurprisingly yields public company boards and management teams in which people of color and women are underrepresented.³⁷⁷ In the case of small public companies, it is especially telling that women represent only a fraction of C-suite executives and that progress toward parity in directorships has slowed.³⁷⁸

Contents

MISSION | Who We Are

DATA | State of Capital Formation

POLICY | Recommendations

Introduction

Expand educational resources

Private offering changes

Avenues connecting businesses and investors

Support emerging fund managers

Scale and harmonize small public company requirements

ADVOCACY | What We Do

COMMITTEE | Highlights

ENDNOTES | All the Details

OFFICE | Meet the Team



Related Developments

The success of our capital markets cannot rest exclusively on the shoulders of large companies. In our 2022 Annual Report, we recommended being mindful of how and whether SEC rules are promoting an environment that fosters small public companies going and remaining public. In particular, we recommended continued tailoring of the SEC’s disclosure and reporting framework to the complexity and size of operations of companies, either by scaling obligations or delaying compliance for the smallest of the public companies.

In the past year, the Commission has adopted several rules that impose new disclosure requirements on public companies. In some of these rules, the Commission has scaled the new obligations or delayed compliance for small public companies, in some cases providing accommodations that were not initially proposed.³⁷⁹ In others, however, small public companies are not afforded any accommodations.³⁸⁰



And that is the point at which a smaller cap company, even one that’s been public a long time, will start to think about, ‘Is the regulatory burden worth the benefit of being public if we have no real public market benefits?’

HILLARY HOLMES, GIBSON, DUNN & CRUTCHER³⁸¹



Proposed Solution

To address the challenges facing small public companies, it is imperative that we make the public market an environment that allows companies of all sizes to thrive.

We recommend that the Commission consider ways to harmonize the frameworks governing Smaller Reporting Company (SRC) and Accelerated Filer definitions. Specifically, we recommend that the Commission again consider aligning the SRC and non-accelerated filer categories. This alignment would allow all SRCs to enjoy all the benefits of being non-accelerated filers—namely the exemption from the auditor attestation requirement under Section 404(b) of the Sarbanes-Oxley Act.

Rationale:

Aligning the definitions of SRC and non-accelerated filer would complement the Commission’s previous efforts to scale disclosure requirements for small public companies. It would also help to simplify a complex regulatory landscape, thus easing regulatory burdens on smaller companies. This could encourage more small companies to go public and make it easier for them to remain public.

Contents

MISSION | Who We Are

DATA | State of Capital Formation

POLICY | Recommendations

Introduction

Expand educational resources

Private offering changes

Avenues connecting businesses and investors

Support emerging fund managers

Scale and harmonize small public company requirements

ADVOCACY | What We Do

COMMITTEE | Highlights

ENDNOTES | All the Details

OFFICE | Meet the Team

In addition, we reaffirm our prior recommendation that the Commission, when considering new disclosure obligations for public companies, scale those obligations and delay compliance for small public companies. Scaling disclosure obligations helps to better balance the costs and benefits of the rules, particularly because the proportional expense of costs that are not scalable is higher for small public companies. Delaying compliance for small public companies helps to promote better initial disclosure for those companies. Small public companies will benefit from seeing the disclosure that large public companies prepare in response to similar new requirements.



Contents

MISSION | Who We Are

DATA | State of Capital Formation

POLICY | Recommendations

Introduction

Expand educational resources

Private offering changes

Avenues connecting businesses and investors

Support emerging fund managers

Scale and harmonize small public company requirements

ADVOCACY | What We Do

COMMITTEE | Highlights

ENDNOTES | All the Details

OFFICE | Meet the Team



ADVOCACY What We Do

SEC OFFICE OF ADVOCACY FOR SMALL BUSINESS CAPITAL ACCESS 2023 ANNUAL REPORT

Contents

MISSION | Who We Are

DATA | State of Capital Formation

POLICY | Recommendations

ADVOCACY | What We Do

Outreach and Engagement

42nd Small Business Forum

Educational Tools and Resources

COMMITTEE | Highlights

ENDNOTES | All the Details

OFFICE | Meet the Team

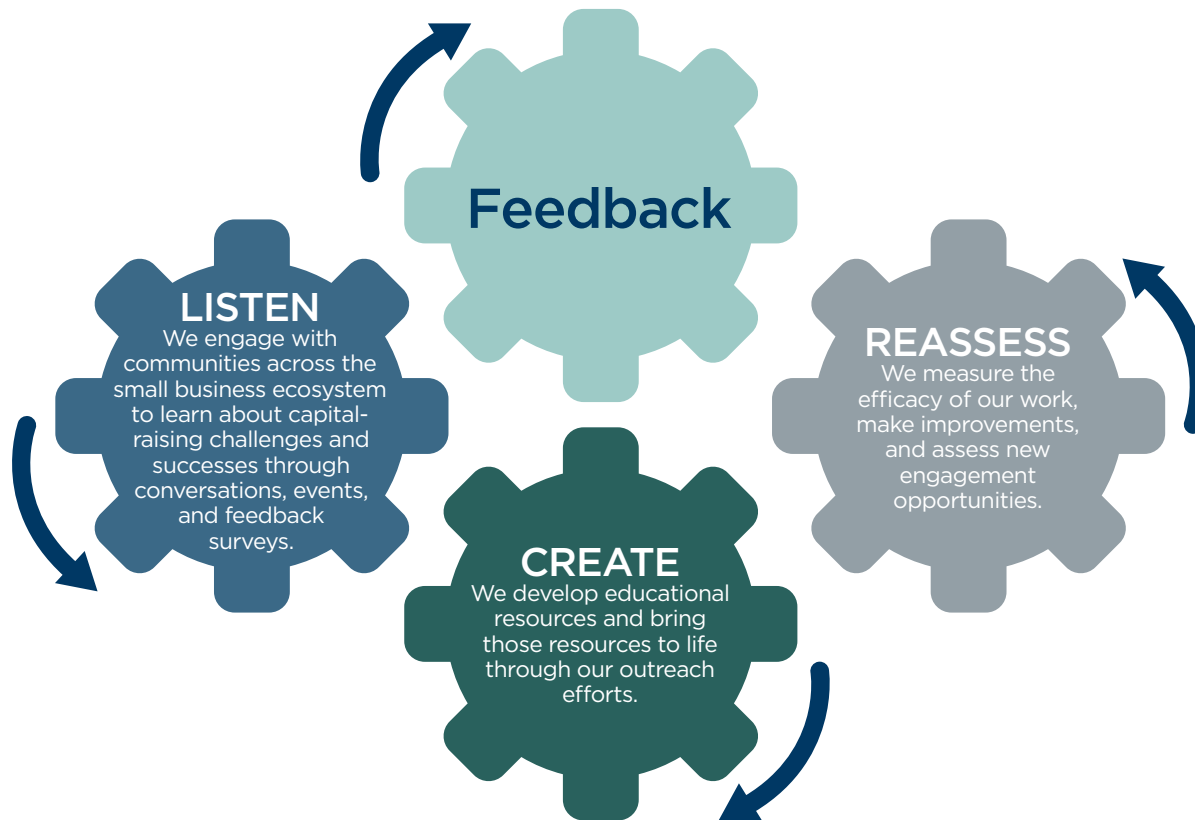
ENGAGING
through
outreach and
education

Outreach and Engagement

Our outreach extends from coast to coast, across media platforms, and to a breadth of partners and organizations. What we learn through our engagement with small businesses, their investors, and other thought leaders in the small business marketplace informs our advocacy efforts throughout the year.

Our Approach

Our advocacy work relies on our ability to stay attuned to the needs of small business owners and their investors, and to respond in turn with information and resources that are meaningful and accessible across all stages of the capital-raising life cycle. We incorporate feedback and assess our outreach and educational resources on an ongoing basis to ensure our efforts stay relevant and accessible in an evolving market.



Contents

MISSION | Who We Are

DATA | State of Capital Formation

POLICY | Recommendations

ADVOCACY | What We Do

Outreach and Engagement

42nd Small Business Forum

Educational Tools and Resources

COMMITTEE | Highlights

ENDNOTES | All the Details

OFFICE | Meet the Team

Outreach Events

Throughout the year, we met with small businesses and their investors, as well as with entrepreneurial support organizations and other leaders in the marketplace, to gain perspectives on issues facing the small business ecosystem and to share OASB's educational resources. Discussions provided insights on issues like the unique obstacles faced by women and diverse entrepreneurs, the importance of building and gaining access to networks, and how to increase diversity among capital allocators. Some of the events in which we engaged this year include:



30+ EVENTS WITH
22+ PARTNER ORGANIZATIONS



40+
ENGAGEMENTS
WITH POTENTIAL COLLABORATORS

Contents

MISSION | Who We Are

DATA | State of Capital Formation

POLICY | Recommendations

ADVOCACY | What We Do

Outreach and Engagement

42nd Small Business Forum

Educational Tools and Resources

COMMITTEE | Highlights

ENDNOTES | All the Details

OFFICE | Meet the Team

Contents

MISSION | Who We Are

DATA | State of Capital Formation

POLICY | Recommendations

ADVOCACY | What We Do

Outreach and Engagement

42nd Small Business Forum

Educational Tools and Resources

COMMITTEE | Highlights

ENDNOTES | All the Details

OFFICE | Meet the Team

Q3 FY2022

Joined the SO. Ambitious HBCU Tour, presented by **Black Ambition, Techstars,** and the **Thurgood Marshall College Fund**, in Atlanta, GA to discuss the Office's mission and focus and to share capital-raising resources with students and entrepreneurs.

Shared resources for attorneys representing clients seeking to raise capital at the **American Bar Associations'** Business Law Section's Spring Meeting.

Discussed SEC resources, answered questions related to the securities laws, and heard feedback on issues faced by **Transact Global's** community of diverse women fund managers.

Q4 FY2022



Met with women business owners during a virtual session hosted by the **North Dakota Women's Business Center** to discuss experiences raising capital and to share our Office's educational resources.

Joined a panel at the **Women of Color and Capital Conference** to discuss strategies and resources for women investors and fund managers as they seek to create a supportive ecosystem and opportunities for women of color.


Hosted the SEC's 42nd annual **Small Business Forum**.



Joined a summit hosted by the **U.S. Minority Business Development Agency** for a discussion on federal government resources and programs that support minority-owned small businesses.



Joined the SEC's Office of Investor Education and Advocacy for a discussion with Indigenous small business owners and investors hosted by the **University of New Mexico-Taos HIVE**, highlighting early-stage funding options and resources for entrepreneurs.



Joined the **Nasdaq Entrepreneurial Center** for a discussion about capital-raising pathways and educational resources to help prepare early-stage entrepreneurs to raise capital.

 **2.8K+**
ATTENDEES

34 
HOURS
OF CONTENT

42nd Small Business Forum

The SEC’s annual [Small Business Forum](#) is a unique event where members of the public and private sectors gather to provide feedback to improve capital-raising policy.³⁸² The Forum covers a broad range of issues affecting small businesses and their investors, from early-stage entrepreneurial ventures to smaller public companies.

This year marked the 42nd Forum, during which the Office hosted four 90-minute virtual sessions from April 24-27, 2023. Each day featured speakers with in-depth knowledge of the issues facing small businesses across the country, spotlighting the following topics:

	Exploring the Early-Stage Landscape: Trends and Strategies in Capital Raising
	Building Entrepreneurial Ecosystems: Laying the Groundwork to Support Small Businesses and Their Investors
	Investing in Small Businesses: Successes and Challenges Facing Smaller Funds
	Accessing the Public Markets: Becoming and Staying a Public Reporting Company

At the end of each day’s session, participants prioritized policy recommendations on that topic to be submitted to the SEC and to Congress. Video archives of each day’s events are available in the [Forum video gallery](#).

On September 26, 2023, the Commission delivered to Congress the [2023 Forum Report](#), which summarizes the Forum proceedings, including the recommendations developed by participants and the Commission’s responses to the recommendations.

Contents

MISSION | Who We Are

DATA | State of Capital Formation

POLICY | Recommendations

ADVOCACY | What We Do

Outreach and Engagement

42nd Small Business Forum

Educational Tools and Resources

COMMITTEE | Highlights

ENDNOTES | All the Details

OFFICE | Meet the Team

Educational Tools and Resources

We continue to hear from many people in the small business ecosystem struggling to navigate the complex capital-raising framework. As part of our efforts to make pathways to raising capital more accessible to small businesses and their investors, we have continued to develop and expand our educational resources, which are available through our [Capital Raising Hub](#), a centralized portal for educational tools and resources for small businesses and their investors.



Reaching our Audience: Visits to the Capital Raising Hub

We continue to increase our reach to the public via the Capital Raising Hub, with visits to the Hub up over 160% from last fiscal year and views of our educational resources continuing to grow.



63K+

**VISITS TO THE
CAPITAL
RAISING HUB**



100K+

**NEW VISITORS
ACROSS
RESOURCES**



255K+

**VIEWS OF OUR
EDUCATIONAL TOOLS
AND RESOURCES**

Contents

MISSION | Who We Are

DATA | State of Capital Formation

POLICY | Recommendations

ADVOCACY | What We Do

Outreach and Engagement

42nd Small Business Forum

Educational Tools and Resources

COMMITTEE | Highlights

ENDNOTES | All the Details

OFFICE | Meet the Team



This year we developed a new introductory roadmap to funding options, three new educational videos, and 10 new Building Blocks, and updated many of our existing resources. Our materials address all phases of the capital-raising life cycle and include:

Getting Started: Understanding the Fundamentals



Funding Roadmap

In direct response to requests for more introductory-level resources, we launched a roadmap that guides users through the different options for funding a small business, from personal savings to grants and loans to capital-raising from investors.



Navigate Your Options

We continue to improve our interactive tool that explores regulatory pathways to raise capital, identifying the most relevant options based on the user's answers to a series of questions about their business, and expanding the resources available through the tool.



Cutting Through the Jargon

We also expanded our curated glossary of key terminology that makes the language of raising capital more accessible to small businesses and their investors. Adding several new terms to the gallery and adding valuable additional resources for users looking to learn more.



Building Blocks

This year, we added 10 new capital-raising topics to our suite of educational materials that break down fundamental securities law concepts into plain language. Like many of our materials, the expanded topics seek to address questions and feedback from prospective users through our outreach efforts.



Capital Raising Video Gallery

We added two new educational videos to our Capital Raising 101 series, one explaining the role of the SEC in small business capital-raising and another that walks through different types of investors.



Contents

MISSION | Who We Are

DATA | State of Capital Formation

POLICY | Recommendations

ADVOCACY | What We Do

Outreach and Engagement

42nd Small Business Forum

Educational Tools and Resources

COMMITTEE | Highlights

ENDNOTES | All the Details

OFFICE | Meet the Team



Continuing the Journey: Exploring Pathways to Raise Capital



Exempt Offerings

Users can also find more detailed resources on common capital-raising pathways – like how to raise capital from investors without registering the offer and sale of those securities with the SEC.



Going Public

The Capital Raising Hub also includes resources on how to prepare for and conduct a registered public offering as well as the reporting and other requirements for public reporting companies.

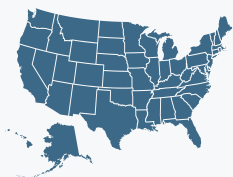


Rulemaking Video Gallery

We provide videos that summarize the potential impact to small businesses and their investors of relevant policies or rulemaking initiatives from the Commission. This year, we added a video summarizing the recently adopted Private Fund Advisor rules.



The Landscape: Data, Research, and Other Resources



Capital Trends Maps

We regularly update the data available through our interactive maps to allow users to stay informed about how and where capital is being raised across the country.



Research Reports

Reports and studies on capital-raising issues and trends from around the country are also available.



Small Business Compliance Guides

Users can find the SEC's small business compliance guides, which provide valuable information on SEC rules on offering and selling securities and financial and other reporting by public companies and how they may affect smaller businesses.

Contents

MISSION | Who We Are

DATA | State of Capital Formation

POLICY | Recommendations

ADVOCACY | What We Do

Outreach and Engagement

42nd Small Business Forum

Educational Tools and Resources

COMMITTEE | Highlights

ENDNOTES | All the Details

OFFICE | Meet the Team



COMMITTEE Highlights

SEC OFFICE OF THE ADVOCATE FOR SMALL BUSINESS CAPITAL FORMATION | FISCAL YEAR 2023 ANNUAL REPORT

Contents

MISSION | Who We Are

DATA | State of Capital Formation

POLICY | Recommendations

ADVOCACY | What We Do

COMMITTEE | Highlights

The Small Business Capital
Formation Advisory Committee

Committee Members at the
Beginning of the Fiscal Year

Committee Members at the
End of the Fiscal Year

Summary of Committee Activities

Summary of Committee
Recommendations

ENDNOTES | All the Details

OFFICE | Meet the Team

The Small Business Capital Formation Advisory Committee

In addition to establishing the Office of the Advocate for Small Business Capital Formation, the Small Business Advocate Act also established the SEC's Small Business Capital Formation Advisory Committee. The Committee is designed to provide a formal mechanism for the Commission to receive advice and recommendations on Commission rules, regulations, and policy matters affecting small businesses, from emerging, privately-held companies to publicly-traded companies with less than \$250 million in public market capitalization; trading in securities of such companies; and public reporting and corporate governance of such companies. The Office provides administrative support for the Committee, which otherwise functions independently.

In May 2023, the Commission announced the appointment of 14 new members to the Committee, primarily to fill vacancies arising from the expiration of prior members' terms. The Commission is grateful for the service and contributions of both the outgoing and current members.



Contents

MISSION | Who We Are

DATA | State of Capital Formation

POLICY | Recommendations

ADVOCACY | What We Do

COMMITTEE | Highlights

The Small Business Capital Formation Advisory Committee

Committee Members at the Beginning of the Fiscal Year

Committee Members at the End of the Fiscal Year

Summary of Committee Activities

Summary of Committee Recommendations

ENDNOTES | All the Details

OFFICE | Meet the Team

Committee Members at the Beginning of the Fiscal Year³⁸³



CARLA GARRETT, *Chair*
Corporate Partner,
Potomac Law Group PLLC
Washington, DC




JEFFREY M. SOLOMON, *Vice Chair*
Chief Executive Officer,
Cowen, Inc.
New York, NY



GREGORY YADLEY,
Secretary
Partner, Shumaker,
Loop & Kendrick, LLP
Tampa, FL




YOUNGRO LEE, *Assistant Secretary*
CEO and Co-Founder,
NextSeed
Houston, TX



DONNEL BAIRD
Founder and CEO,
BlocPower LLC
Brooklyn, NY



WILLIAM M. BEATTY*
Securities Administrator of the
Washington State Securities Division
Olympia, WA



KESHA CASH
Founder and General Partner,
Impact America Fund
Oakland, CA



GREGORY J. DEAN*
Senior VP of the Office of
Government Affairs, FINRA
Washington, DC



BAILEY DEVRIES*
Assoc. Administrator for
the Office of Investment &
Innovation, U.S Small Business
Administration
Washington, DC



ROBERT FOX
National Managing Partner,
Professional Standards Group,
Grant Thornton LLP
Chicago, IL

Contents

MISSION | Who We Are

DATA | State of Capital Formation

POLICY | Recommendations

ADVOCACY | What We Do

COMMITTEE | Highlights

The Small Business Capital
Formation Advisory Committee

Committee Members at the Beginning of the Fiscal Year

Committee Members at the
End of the Fiscal Year

Summary of Committee Activities


Summary of Committee
Recommendations

ENDNOTES | All the Details


OFFICE | Meet the Team



STEPHEN GRAHAM
Co-Chair, Fenwick & West
LLP's Life Sciences Practice
Seattle, WA




SARA HANKS
CEO and Co-Founder,
CrowdCheck, Inc.
Alexandria, VA



BRIAN LEVEY
Chief Business Affairs and
Legal Officer, Upwork Inc.
San Francisco, CA



SAPNA MEHTA
GC & Chief Compliance Officer,
Rise of the Rest Seed Fund;
Associate General Counsel,
Revolution
Washington, DC



CATHERINE MOTT
Founder & CEO BlueTree
Capital Group, Allied Angels,
and Venture Fund
Pittsburgh, PA



JASON SEATS
Chief Investment Officer,
Techstars
Austin, TX



**MARC OORLOFF
SHARMA***
Chief Counsel of the
Office of the Investor
Advocate, SEC
Washington, DC



HANK TORBERT
President, AltaMax, LLC
New Orleans, LA



SUE WASHER
Founder & Former CEO,
Applied Genetic Technologies
Corporation
Gainesville, FL

Contents

MISSION | Who We Are

DATA | State of Capital Formation

POLICY | Recommendations

ADVOCACY | What We Do

COMMITTEE | Highlights

The Small Business Capital
Formation Advisory Committee

Committee Members at the Beginning of the Fiscal Year

Committee Members at the
End of the Fiscal Year

Summary of Committee Activities

Summary of Committee
Recommendations

ENDNOTES | All the Details

OFFICE | Meet the Team

Committee Members at the End of the Fiscal Year³⁸⁴



ERICA DUIGNAN, *Chair*
Founder and General
Partner,
Reign Ventures
New York, NY



SUE WASHER, *Vice Chair*
Founder and Former CEO,
Applied Genetic Technologies
Corporation
Gainesville, FL




JASMIN SETHI, *Secretary*
Founder and CEO,
Sethi Clarity Advisers
Philadelphia, PA



DAVYEON ROSS, *Assistant Secretary*
Co-Founder and President,
DDSport/ShotTracker
Overland Park, KS



WEMIMO ABBEY
Co-Founder and Co-CEO,
Esusu
Los Angeles, CA



DONNEL BAIRD
Founder and CEO,
BlocPower LLC
Brooklyn, NY



WILLIAM M. BEATTY*
Securities Administrator of
the Washington State
Securities Division
Olympia, WA



STACEY BOWERS
Professor, University of
Denver Sturm College of Law;
Of Counsel, 3Pillars Law, PLLC
Denver, CO



GEORGE COOK
Co-Founder and CEO,
Honeycomb Credit
Pittsburgh, PA



VINCENT CORDERO
Partner, Co-CEO, and CBO
Mucho Mas Media
Miami, FL

Contents

MISSION | Who We Are

DATA | State of Capital Formation

POLICY | Recommendations

ADVOCACY | What We Do

COMMITTEE | Highlights

The Small Business Capital
Formation Advisory Committee

Committee Members at the
Beginning of the Fiscal Year

Committee Members at the End of the Fiscal Year

Summary of Committee Activities

Summary of Committee
Recommendations

ENDNOTES | All the Details

OFFICE | Meet the Team



MARCIA DAWOOD
Venture Partner,
Mindshift Capital
Charlotte, NC



GERGORY J. DEAN*
Senior VP of the Office of
Government Affairs, FINRA
Washington, DC



BAILEY DEVRIES*
Assoc. Administrator for
the Office of Investment &
Innovation, U.S. Small
Business Administration
Washington, DC



BART DILLASHAW
Founder, Enterprise Legal Studio
Omaha, NE




HERBERT DRAYTON III
Founder and Managing
Partner, HI Mark Capital
Charleston, SC



DIEGO MARISCAL
Founder, CEO, and Chief
Disabled Officer,
2Gether-International
Washington, DC



LAURA NIKLASON
Founder, President, and CEO
Humacyte
Durham, NC



AREN SHARIFI
Attorney,
Kutak Rock LLP
Denver, CO



MARC OORLOFF SHARMA*
Asst. Dir. & Chief Counsel,
Office of the Investor
Advocate, SEC
Washington, DC



DENNIS R. SUGINO
Founder,
Kansa Advisory LLC
Huntington Beach, CA

Contents

MISSION | Who We Are

DATA | State of Capital Formation

POLICY | Recommendations

ADVOCACY | What We Do

COMMITTEE | Highlights

The Small Business Capital
Formation Advisory Committee

Committee Members at the
Beginning of the Fiscal Year

Committee Members at the End of the Fiscal Year

Summary of Committee Activities

Summary of Committee
Recommendations

ENDNOTES | All the Details

OFFICE | Meet the Team



Summary of Committee Activities

The Committee met four times during FY2023. Materials from the meetings, including agendas, transcripts, webcasts, and presentations, are available on the Committee’s [webpage](#).

Meeting Date	Agenda Topics
October 13, 2022	Entrepreneurial Ecosystems; The Going Public Market
February 7, 2023	Alternatives to Traditional Financing; SEC Proposal on Private Fund Reforms; Role of Equity Research for Smaller Public Companies
June 14, 2023	Funding Gaps for Underrepresented Founders and Startups
September 19, 2023	Investors in Funds that Support Early-Stage Companies; Alternative Funding Options for Small Businesses

Contents

MISSION | Who We Are

DATA | State of Capital Formation

POLICY | Recommendations

ADVOCACY | What We Do

COMMITTEE | Highlights

The Small Business Capital Formation Advisory Committee

Committee Members at the Beginning of the Fiscal Year

Committee Members at the End of the Fiscal Year

Summary of Committee Activities

Summary of Committee Recommendations

ENDNOTES | All the Details

OFFICE | Meet the Team

Summary of Committee Recommendations

During FY2023, the Committee put forward five recommendations to the Commission.

Recommendation Topic	Adoption Date
Entrepreneurial Ecosystems	October 13, 2022
Becoming a Public Company	October 13, 2022
Availability of Public Company Research	February 28, 2023
Private Fund Proposal	February 28, 2023
Parting Perspectives Letter	February 28, 2023

The Committee’s recommendations included a [Parting Perspectives Letter](#), delivered as the inaugural members’ four-year terms drew to a close. The letter urged attention to the following objectives:

1. Recognize the importance of the private markets for small business growth.
2. Ensure public company rules are mindful of the unique circumstances of small public companies, so that these small companies can attract capital, spur innovation, and create jobs.
3. Allow retail investors greater access to a wider range of investment opportunities.
4. Support rules to facilitate the existence and growth of small funds.
5. Continue to protect investors through effective enforcement and more education and outreach.



Contents

MISSION | Who We Are

DATA | State of Capital Formation

POLICY | Recommendations

ADVOCACY | What We Do

COMMITTEE | Highlights

The Small Business Capital Formation Advisory Committee

Committee Members at the Beginning of the Fiscal Year

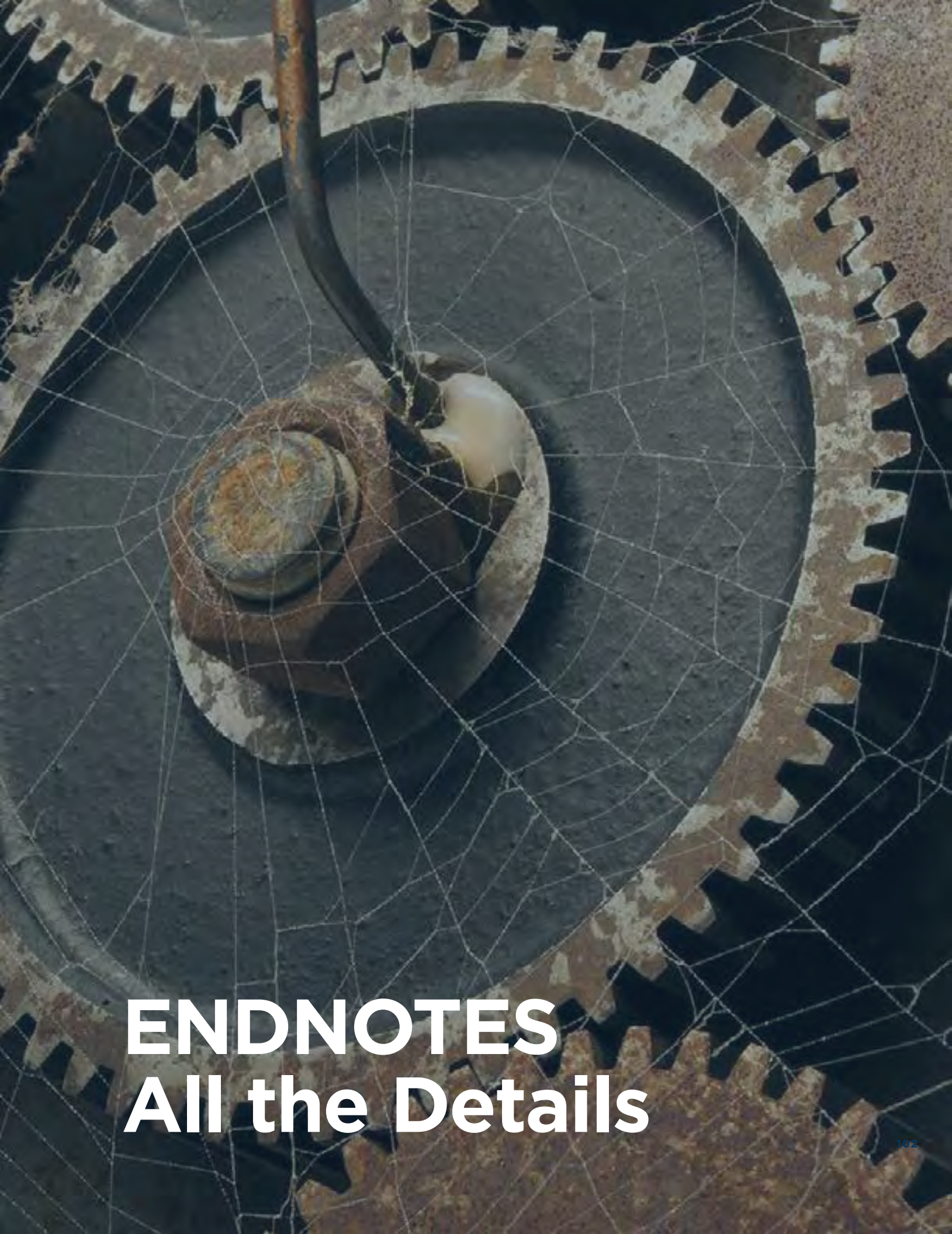
Committee Members at the End of the Fiscal Year

Summary of Committee Activities

Summary of Committee Recommendations

ENDNOTES | All the Details

OFFICE | Meet the Team



ENDNOTES All the Details

Contents

MISSION | Who We Are

DATA | State of Capital Formation

POLICY | Recommendations

ADVOCACY | What We Do

COMMITTEE | Highlights

ENDNOTES | All the Details

1-21 192-209

22-52 210-237

53-67 238-269

68-85 270-291

86-118 292-305

119-136 306-329

137-146 330-347

147-172 348-378

173-191 379-384

OFFICE | Meet the Team

- 1 See Brendan Cosgrove, *et al.*, “Access to Capital for Entrepreneurs: Removing Barriers. 2023 Update,” (June 2023) at 2, *available at* <https://www.kauffman.org/wp-content/uploads/2023/06/Access-to-Capital-for-Entrepreneurs-Report-2-June-2023.pdf>.
- 2 See NVCA, “2023 Yearbook,” (Mar. 22, 2023) at 21 (for the mature and later-stage business industries) *available at* https://nvca.org/wp-content/uploads/2023/03/NVCA-2023-Yearbook_FINALFINAL.pdf. The small public company industries are based on DERA estimates. Small public companies include U.S. public companies with a size less than or equal to \$250 million on the date of the offering, calculated by multiplying price of the company’s stock at the close of the day of the offering by the number of outstanding shares on the day of the offering. See *infra* notes 57 and 144 for a description of how these amounts were estimated.
- 3 *Id.* at 7-8 (noting that VCs typically invest in young companies with high-growth potential in need of capital to grow) and 10 (noting VC-backed companies are job creators).
- 4 See U.S. Small Business Administration Office of Advocacy, “Frequently Asked Questions March 2023” (Mar. 2023) at 1, *available at* <https://advocacy.sba.gov/wp-content/uploads/2023/03/Frequently-Asked-Questions-About-Small-Business-March-2023-508c.pdf>; U.S. Small Business Administration Office of Advocacy, “What’s New with Small Business? March 2023,” (Mar. 21, 2023) *available at* <https://advocacy.sba.gov/2023/03/14/whats-new-with-small-business/>.
- 5 See U.S. Small Business Administration Office of Advocacy, “What’s New with Small Business?,” *supra* note 4.
- 6 See U.S. Small Business Administration Office of Advocacy, “What’s New with Small Business?,” *supra* note 4. See U.S. Small Business Administration Office of Advocacy, “Frequently Asked Questions March 2023,” *supra* note 4, at 1.
- 7 See Babson College, “Global Entrepreneurship Monitor (GEM) 2022-2023 United States Report” (2023) at 10, *available at* <https://issuu.com/babsoncollege/docs/brndrep4-2795-gem-2023-final-pages>.
- 8 See Reimagine Maine Street, “Trust & Access to Capital,” (June 12, 2023) at slide 4, *available at* <https://irp.cdn-website.com/d59a11d2/files/uploaded/Survey%20Findings%20for%202023%20vWebsite.pdf>.
- 9 See Federal Reserve Banks, “Small Business Credit Survey, 2023 Report on Employer Firms,” (Mar. 2023) at i, *available at* <https://www.fedsmallbusiness.org/survey/2023/report-on-employer-firms>. See Federal Reserve Banks, “Small Business Credit Survey, 2022 Report on Employer Firms,” (May 6, 2022) at 7, *available at* <https://www.fedsmallbusiness.org/survey/2022/report-on-employer-firms>.
- 10 See Brendan Cosgrove, *et al.*, *supra* note 1, at 4.
- 11 See Goldman Sachs, “New Survey of Small Business Owners Shows a Credit Crunch is Hindering Growth,” (Oct. 25, 2023) *available at* <https://www.goldmansachs.com/citizenship/10000-small-businesses/US/voices/news/oct-25-2023-press-release.html>.
- 12 See Reimagine Main Street, *supra* note 8, at slide 8.
- 13 See Small Business Majority, “Opinion poll. Small businesses share concerns with recent banking closures, access to capital changes,” (May 3, 2023) at 2, *available at* https://smallbusinessmajority.org/sites/default/files/research-reports/2023_Banking_Survey.pdf. The survey was conducted in April 2023.
- 14 See skynova, “Why startups failed in 2022,” *available at* <https://www.skynova.com/blog/top-reasons-startups-fail>. Of the failed startups, 47% was due to lack of financing/investors, and 44% was due to running out of cash.
- 15 See Brendan Cosgrove, *et al.*, *supra* note 1, at 44.
- 16 *Id.* Other business professionals included lawyers and accountants as examples.
- 17 See Sheharyar Bokhari, *et al.* “Is Innovation Really in a Place? Accelerator Program Impacts on Firm Performance,” *MIT Center for Real Estate Research*, (July 21, 2021) at 32, *available at* https://papers.ssrn.com/sol3/papers.cfm?abstract_id=3881997. See also Chris Minchella, “How do startup Accelerators work?,” *Gust* (July 25, 2023) *available at* <https://gust.com/blog/how-do-startup-accelerators-work/>; Ron Miller, “Don’t go it alone: Incubators and accelerators help build lifelong relationships,” *Tech Crunch* (Apr. 26, 2023) *available at* <https://techcrunch.com/2023/04/26/incubators-accelerators-startups-relationships/>.
- 18 See James Ulan and Vince Harrison, “Quantifying the Success of YC and the Largest Accelerators. Takeaways for VCs, LPs, and Startups,” *PitchBook*, (June 8, 2023) at 22-23, *available at* https://files.pitchbook.com/website/files/pdf/Quantifying_the_Success_of_YC_and_the_Largest_Accelerators_Takeaways_for_VCs_LP_and_Startups.pdf.
- 19 *Id.* at 3, 5; See Catherine Cote, “Startup Incubator vs. Accelerator: Which is Right for You?,” *Harvard Business School Online* (Aug. 17, 2023) *available at* <https://online.hbs.edu/blog/post/startup-incubator-vs-accelerator>.
- 20 See Catherine Cote, *supra* note 19.
- 21 See Federal Reserve Banks, “Small Business Credit Survey, 2023 Report on Employer Firms,” *supra* note 9, at 7. Data from Excel “Employer Firms” tab. In addition, 56% raised prices the business charges, 32% cut staff, hours, or downsized operations, 23% altered their payments or did not make a payment, 5% reported no action, and 4% took other actions in response to the challenges.

Contents

MISSION | Who We Are

DATA | State of Capital Formation

POLICY | Recommendations

ADVOCACY | What We Do

COMMITTEE | Highlights

ENDNOTES | All the Details

1-21	192-209
22-52	210-237
53-67	238-269
68-85	270-291
86-118	292-305
119-136	306-329
137-146	330-347
147-172	348-378
173-191	379-384

OFFICE | Meet the Team

- 22 See Thaddeus Swanek, “New Survey Shows Small Businesses’ Growing Concern About Raising Capital,” *U.S. Chamber of Commerce*, (Mar. 29, 2023) available at <https://www.uschamber.com/small-business/new-survey-shows-small-businesses-growing-concern-about-raising-capital>.
- 23 See Federal Reserve Banks, “Small Business Credit Survey, 2023 Report on Employer Firms,” *supra* note 9. Data from Excel “Employer Firms” tab, “Equity investments,” question “Share of financing applicants that sought an equity investment.”
- 24 See Brendan Cosgrove *et al.*, *supra* note 1, at 9.
- 25 See Thaddeus Swanek, “Small Business Survey Shows Record Optimism, Despite Inflation Concerns,” *U.S. Chamber of Commerce*, (June 28, 2023) available at <https://www.uschamber.com/small-business/small-business-survey-shows-record-optimism>.
- 26 See Federal Reserve Banks, “Small Business Credit Survey, 2023 Report on Employer Firms,” *supra* note 9, at 11, 17. Data from Excel “Employer firms” tab, question: “Best outcome across loan/LOC/merchant cash advance application(s),” Percentage values: All (100%), Most (51-99%), Some (1-50%), and None.
- 27 See Jeffrey Sohl, “The Angel Market in 2022: The Rising Impact of Women Angels,” *Center for Venture Research*, (May 20, 2023) at 1, available at https://paulcollege.unh.edu/sites/default/files/resource/files/fy_2022_analysis_report_final.pdf.
- 28 *Id.*
- 29 *Id.*
- 30 *Id.* at 2.
- 31 See Angel Capital Association, “Angel Funders Report 2023,” (Dec. 2023) at 7, available at <https://www.angelcapitalassociation.org/angel-funders-report-2023/>.
- 32 *Id.* at 13.
- 33 See Jeffrey Sohl, *supra* note 27, at 2. See Jeffrey Sohl, “The Angel Market in 2021: Metrics Indicate Strong Market,” *Center for Venture Research*, (May 20, 2022) at 2, available at <https://scholars.unh.edu/cgi/viewcontent.cgi?article=1036&context=cvr>.
- 34 See Jeffrey Sohl, *supra* note 27, at 1.
- 35 See Angel Capital Association, *supra* note 31, at 41.
- 36 *Id.* at 12.
- 37 See Jeffrey Sohl, *supra* note 27, at 2.
- 38 See Angel Resource Institute 2022, “HALO Report: Annual Report on Angel Investments,” (2023) at 7, available at <https://angelresourceinstitute.org/reports/HALO2022-email.pdf>. Puerto Rico is included in the Southeast region, Hawaii is included in the California region, and Alaska is included in the Northwest region.
- 39 See Jaclyn Robinson, “What is Pre-Seed Funding?,” *Crunchbase* (Mar. 17, 2022) available at <https://about.crunchbase.com/blog/what-is-pre-seed-funding/>. The pre-seed round definition overlaps to some extent with the definition of a seed round. Typically, a pre-seed round is an investment in an idea. In other words, it is an investment in a product that has not yet found its market. On the other hand, a company may seek seed funding for a product that already exists and typically has some form of a customer base.
- 40 See <https://www.sec.gov/jargon-z#S>.
- 41 See Kyle Stanford *et al.*, “Venture Monitor Q2 2023,” *PitchBook-NVCA* (July 12, 2023) at 9, available at <https://pitchbook.com/news/reports/q2-2023-PitchBook-nvca-venture-monitor>.
- 42 *Id.* Data from Excel tab “Angel & Seed Activity.”
- 43 See Dropbox Docsend, “The pre-seed round 2022-2023. From FOMO to JOMO: VCs shift from rapid growth to long-term risk aversion,” (2023) at 12, available at <https://experience.dropbox.com/form/docsend/fundraising-report>; Dropbox Docsend, “The seed round in 2022-23. No time like the present? VCs, founders focus on ‘why now?’ amid ongoing slowdown,” (2023) at 15, available at <https://www.docsend.com/es/blog/seed-fundraising-round-in-2022-23/>.
- 44 See Dropbox Docsend “The pre-seed round 2022-2023,” *supra* note 43, at 2. The data reflects a comparison of the second quarter of 2021 to the second quarter of 2023.
- 45 See Carta, “Raising Capital and Navigating Equity Ownership,” (Jan. 11, 2023) at 28, 36, available at <https://ic.dcsbdc.org/DocumentMaster.aspx?doc=2998>. The median percentages reserved for employee stock compensation range from 12.9% for \$1M to \$10M in valuation to 19.6% for \$1B to \$10B in valuation.
- 46 See Jeffrey Sohl, *supra* note 27, at 2.
- 47 See Dropbox Docsend “The pre-seed round 2022-2023,” *supra* note 43, at 19; Dropbox Docsend, “The seed round in 2022-2023,” *supra* note 43, at 9; Dropbox Docsend, “The Pre-seed round in 2021-2022. Adapting the pitch deck for a new market,” (2022) at 18, available at <https://www.docsend.com/blog/the-pre-seed-round-in-2021-22/>; Dropbox Docsend, “The seed round in 2021-2022. Proving market fit and monetization amid uncertainty,” (2022) at 19; Dropbox Docsend, “The Pre-Seed Round in 2020: New Investor Priorities Emerge,” (2021) at 13; Dropbox Docsend, “The Seed Round in 2020-2021: Make or Break Moment for Founders,” (2021) at 17.
- 48 See Kyle Stanford, *et al.*, *supra* note 41. Data from Excel “Angel & Seed x Size” tab. This graph depicts the combined angel and seed market. However, the angel market constitutes a small part of the *combined* market values. From January 2019 to June 2023, the angel activity was between 11.6% and 2.8% of the combined angel and seed market value reflected in the graph. Undisclosed deals were excluded.
- 49 *Id.* Data from Excel “Median Deal Size” tab.
- 50 See Gené Teare, “These 3 Charts Show It’s not Easy Being a Seed Startup These Days,” *Crunchbase News* (May 31, 2023) available at <https://news.crunchbase.com/seed/charts-startup-venture-funding-rounds/>. Median time shown for startups that raised at least \$1 million in their seed stage before raising a Series A.
- 51 See Kyle Stanford, “Capital Concentration and Its Effect on the VC Ecosystem,” *PitchBook* (Feb. 16, 2023) at 7, available at <https://pitchbook.com/news/reports/q1-2023-PitchBook-analyst-note-capital-concentration-and-its-effect-on-the-vc-ecosystem>. Data from Excel “Distance X Stage” tab.
- 52 *Id.* at 7.

Contents

MISSION | Who We Are

DATA | State of Capital Formation

POLICY | Recommendations

ADVOCACY | What We Do

COMMITTEE | Highlights

ENDNOTES | All the Details

1-21	192-209
22-52	210-237
53-67	238-269
68-85	270-291
86-118	292-305
119-136	306-329
137-146	330-347
147-172	348-378
173-191	379-384

OFFICE | Meet the Team

- 53 See Kyle Stanford, *et al.*, *supra* note 41. Data from Excel “Fundraising x size” tab.
- 54 See Marina Temkin, “Investor Appetite, Microfunds Help Seed Investing Defy Startup Drubbing,” *PitchBook* (Feb. 10, 2023) available at <https://pitchbook.com/news/articles/vc-investment-seed-stage>; see also Office of the Advocate for Small Business Capital Formation Annual Report Fiscal Year 2022 at 29, available at <https://www.sec.gov/files/2022-oasb-annual-report.pdf>.
- 55 See Office of the Advocate for Small Business Capital Formation, *supra* note 54, at 29.
- 56 See Marina Temkin, “Micro-Fund Managers Feel Deflated as LPs Cool on VC,” *PitchBook*, (Apr. 21, 2023) available at <https://pitchbook.com/news/articles/micro-funds-VC-fundraising-decrease-LPs>.
- 57 This graphic is based on DERA data. Unless otherwise indicated, the data period for DERA data is July 1, 2022 to June 30, 2023. Data on offerings under Regulations D and Regulation Crowdfunding is based on information reported by companies and was collected from EDGAR filings (new filings and amendments) on Forms D and C, respectively. Data on registered offerings was collected from Thomson Financial’s SDC Platinum database. For offerings under Regulation Crowdfunding, except where specified otherwise, estimates of the number of offerings are based on offerings completed during this period as shown on progress updates on Form C-U; estimates of amounts raised are based on proceeds reported in progress updates filed on Form C-U during the report period. For offerings under Regulation A, except where specified otherwise, estimates of the number of offerings are based on offerings qualified during this period, excluding post-qualification amendments; estimates of amounts raised are based on proceeds reported in filings made during the report period. Capital raised is based on information reported by companies in Forms 1-Z, 1-K, 1-SA, 1-U, and offering circular supplements pertaining to completed and ongoing Regulation A offerings and post-qualification amendments, and for companies whose shares have become exchange-listed, information from other public sources. Estimates represent a lower bound on the amounts raised given the timeframes for reporting proceeds following completed or terminated offerings and that offerings qualified during the report period may be ongoing. For the offerings that permit pooled investment funds, such as Rule 506(b) and (c) of Regulation D and registered offerings, the data includes offerings conducted by pooled investment funds.
- 58 17 C.F.R. § 230.506(c); see <https://www.sec.gov/smallbusiness/exemptofferings/rule506c>.
- 59 17 C.F.R. § 230.504; see <https://www.sec.gov/smallbusiness/exemptofferings/rule504>.
- 60 The estimated flows are based on DERA data for the period July 1, 2022 to June 30, 2023. Flow data is derived from amounts reported on Form N-PORT and Form N-MFP. Total aggregate net flows into and out of registered open-end mutual funds, exchange-traded funds, and money market funds during the same period were \$654 billion.
- 61 17 C.F.R. § 230.506(b); See <https://www.sec.gov/smallbusiness/exemptofferings/rule506b>.
- 62 17 C.F.R. § 227.100 *et seq.*; See <https://www.sec.gov/smallbusiness/exemptofferings/regcrowdfunding>.
- 63 “Other exempt offerings” includes estimated amounts raised under Regulation S and Rule 144A for calendar year 2022. The data used to estimate the amounts raised in 2022 for other exempt offerings includes: (1) offerings under Regulation S that were collected from Thomson Financial’s SDC Platinum service; and (2) resale offerings under Rule 144A that were collected from Thomson Financial’s SDC New Issues database, the Mergent database, and the Asset-Backed Alert and Commercial Mortgage Alert publications, to further estimate the exempt offerings under Regulation S. We include amounts sold in Rule 144A resale offerings because those securities are typically issued initially in a transaction under Section 4(a)(2) or Regulation S but generally are not included in the Regulation S data identified above. These numbers are accurate only to the extent that these databases are able to collect such information and may understate the actual amount of capital raised under these offerings if issuers and underwriters do not make this data available. We do not yet have data to provide an estimated amount raised under Regulation S and Rule 144A for the 12-month period ended June 30, 2023.
- 64 See <https://www.sec.gov/investor/alerts/ipo-investorbulletin.pdf> for more information.
- 65 17 C.F.R. § 230.251 *et seq.*; see <https://www.sec.gov/smallbusiness/exemptofferings/rega>.
- 66 15 U.S.C. § 77a, *et seq.*; see <https://www.sec.gov/smallbusiness/goingpublic>.
- 67 This graphic is based on DERA data. See *supra* note 57 for a description of how these amounts were reported or estimated. Small public companies include U.S. public companies with a size less than or equal to \$250 million on the date of the offering, calculated by multiplying price of the company’s stock at the close of the day of the offering by the number of outstanding shares on the day of the offering. See *infra* note 144 for a description of how these amounts were estimated.

Contents

MISSION | Who We Are

DATA | State of Capital Formation

POLICY | Recommendations

ADVOCACY | What We Do

COMMITTEE | Highlights

ENDNOTES | All the Details

1-21	192-209
22-52	210-237
53-67	238-269
68-85	270-291
86-118	292-305
119-136	306-329
137-146	330-347
147-172	348-378
173-191	379-384

OFFICE | Meet the Team

- 68 This graphic is based on DERA data. This graphic presents capital raised in registered, Regulation D, and Regulation A offerings across the top industries from July 1, 2022 through June 30, 2023. Offerings by non-pooled investment funds in other industries accounted for approximately \$25 billion, \$79 billion, and \$46 million in registered, Regulation D, and Regulation A offerings, respectively. Regulation A and registered offerings were classified into industry groups based on the primary SIC code reported by the company. Industry groups were self-reported by companies on Form D. Differences in data sources and definitions may limit the comparability of industry data. Offerings by pooled investment funds, which accounted for approximately \$63 billion and \$2.1 trillion in registered offerings and Regulation D, respectively, are excluded from this graphic. *See supra* note 57 for a description of how these amounts were reported or estimated.
- 69 *See* Crowdfund Capital Advisors, “Investment Crowdfunding. Democratizing Access to Capital Across the USA. 2022 Annual Report,” (Mar. 2023) at 38, 45, 47, 55, 59, *available at* <https://crowdfundcapitaladvisors.com/preview-the-2022-investment-crowdfunding-annual-report-what-a-wild-ride/>; Crowdfund Capital Advisors, “Investment Crowdfunding Stumbled In 2022 – Investors Pull Back As More Sophisticated Companies Seek Capital Online,” (Jan. 4, 2023) *available at* <https://crowdfundcapitaladvisors.com/investment-crowdfunding-stumbled-in-2022-investors-pull-back-as-more-sophisticated-companies-seek-capital-online/>.
- 70 This graphic is based on DERA data. Because of lags in offering qualifications, withdrawals, and abandonments, for greater comparability, this analysis considers all initiated Regulation Crowdfunding offerings and does not exclude offerings that are subsequently withdrawn or abandoned.
- 71 This graphic is based on DERA data. Because of lags in offering qualifications, withdrawals, and abandonments, for greater comparability, this analysis considers all initiated Regulation Crowdfunding offerings and does not exclude offerings that are subsequently withdrawn or abandoned. Effective March 15, 2021, the maximum aggregate amount that an issuer is permitted to raise under Regulation Crowdfunding in a 12-month period was raised to \$5 million (from \$1.07 million). *See* <https://www.sec.gov/corpfin/facilitating-capital-formation-secg>.
- 72 This graphic is based on DERA data. The map included depicts the amounts reported or estimated as raised by issuers that report a primary location in the U.S., including U.S. territories, from July 1, 2022 through June 30, 2023. *See supra* note 57 for a description of how these amounts were reported or estimated.
- 73 *See supra* note 57 for a description of the methodology used to calculate this data.
- 74 The map included depicts the amounts reported or estimated as raised by issuers, including pooled investment funds that report a primary location in the U.S., including U.S. territories, from July 1, 2022 through June 30, 2023. *See supra* note 57 for a description of how these amounts were reported or estimated.
- 75 Because of lags in offering qualifications, withdrawals, and abandonments, for greater comparability, this analysis considers all initiated Regulation A offerings (whether qualified or not) and does not exclude offerings that are subsequently withdrawn or abandoned. Due to lags and bunching in proceeds data and temporary relief provided to Regulation A in March 2020, the dollar amounts in this graphic are based on the amounts sought (in \$ millions) in qualified Regulation A offerings and not on reported proceeds. Effective March 15, 2021, the maximum aggregate amount that an issuer was permitted to raise under Tier 2 of Regulation A in a 12-month period was raised to \$75 million (from \$50 million). *See* <https://www.sec.gov/corpfin/facilitating-capital-formation-secg>.
- 76 *See* David S. Krause, “A Comprehensive Study of Regulation A Offerings Since Implementation of the JOBS Act,” (Apr. 17, 2023) at 12, 16, *available at* https://papers.ssrn.com/sol3/papers.cfm?abstract_id=4410884.
- 77 The map included depicts the amounts reported or estimated as raised by issuers that report a primary location in the U.S., including U.S. territories, from July 1, 2022 through June 30, 2023. *See supra* note 57 for a description of how these amounts were reported or estimated.
- 78 *See* Kyle Stanford, *et al.*, *supra* note 41. Data from Excel “Deals x State” tab.
- 79 *Id.*
- 80 *See* Kyle Stanford, *supra* note 51, at 7. Data from Excel “Distance x Stage” tab.
- 81 *See* NVCA, *supra* note 2, at 7.
- 82 *Id.* at 9. *See* NVCA, “2022 Yearbook,” (Mar. 2022) at 10, *available at* <https://nvca.org/wp-content/uploads/2022/03/NVCA-2022-Yearbook-Final.pdf>.
- 83 *See* NVCA, *supra* note 2, at 7.
- 84 *See* Kyle Stanford, *et al.*, *supra* note 41. Data from Excel “Deal x State” tab. Early-stage includes Series B and earlier, which includes the *PitchBook* segmentation of Angel and Seed and Early-stage. In 2022, total deal value was \$246.53 billion. Early-stage (Series B and earlier) deal value was \$95.3 billion, which includes deal value for Angel and Seed and Early-stage of \$24.8 billion and \$70.6 billion respectively. Total deal count was 17,504. Early-stage (Series B and earlier) deal count was 12,198, which includes Angel and Seed and Early-stage deal count of 7,090 and 5,108, respectively.
- 85 *See* NVCA, *supra* note 2, at 8.

Contents

MISSION | Who We Are

DATA | State of Capital Formation

POLICY | Recommendations

ADVOCACY | What We Do

COMMITTEE | Highlights

ENDNOTES | All the Details

1-21	192-209
22-52	210-237
53-67	238-269
68-85	270-291
86-118	292-305
119-136	306-329
137-146	330-347
147-172	348-378
173-191	379-384

OFFICE | Meet the Team

- 86 *Id.* at 9. See Jeremy Greenwood *et al.*, “Venture Capital: A Catalyst for Innovation and Growth,” (Apr. 21, 2022) at 3, available at <https://files.stlouisfed.org/files/htdocs/publications/review/2022/04/06/venture-capital-a-catalyst-for-innovation-and-growth.pdf>.
- 87 See Max Navas and Alyssa Williams, “The Transient Era of Billion-Dollar Funds,” *PitchBook*, (Apr. 6, 2023) at 5, available at <https://pitchbook.com/news/reports/q2-2023-PitchBook-analyst-note-the-transient-era-of-billion-dollar-funds>.
- 88 See NVCA, *supra* note 2, at 9.
- 89 See Ofer Eldar and Jillian Grennan, “Common Venture Capital Investors and Startup Growth,” *The Review of Financial Studies*, (Sept. 9, 2023) at 3 (citing Kaplan and Stromberg 2003; Fried and Ganor 2006; Bengtsson and Sensoy 2015), available at <https://academic.oup.com/rfs/advance-article/doi/10.1093/rfs/hhad071/7265414>.
- 90 See Ofer Eldar and Jillian Grennan, *supra* note 89, at 4, 31-32, available at <https://academic.oup.com/rfs/advance-article/doi/10.1093/rfs/hhad071/7265414>.
- 91 See Michael Ewens and Denis Sosyura, “Irreplaceable Venture Capitalists,” (June 2023) at 3-4, available at <https://www.public.asu.edu/~dsosyura/ResearchPapers/Irreplaceable%20Venture%20Capitalists.pdf>.
- 92 See NVCA, *supra* note 2, at 20. Data from Excel “Deal Activity” tab. See also Michael Casey, “A difficult pivot looms for venture capital,” *Financial Times*, (Mar. 23, 2023) available at <https://www.ft.com/content/f8f6144a-1901-4391-9abf-072224d132c7>.
- 93 See NVCA, *supra* note 2, at 14, 16. Data from Excel “Early Stage Activity”, “Late Stage Activity”, and “Venture Growth Activity” tabs. Later-stage includes Series C and up – using *PitchBook* data and is a combination of both Late Stage and Venture Growth Activity. Venture Growth includes Series E+ or deals involving companies that are at least seven years old and have raised at least six VC rounds. See Kyle Stanford, “Q4 2022 *PitchBook* Analyst Note: Introducing Venture Growth,” *PitchBook*, (Nov. 30, 2022) at 7, available at <https://pitchbook.com/news/reports/q4-2022-PitchBook-analyst-note-introducing-venture-growth>. Early-stage includes Series A and B.
- 94 See Kyle Stanford, *et al.*, *supra* note 41, at 12, 15. Data from Excel “Median Deal Size” tab.
- 95 *Id.* Data from Excel “Deal Activity” tab. This graph does not include Angel and Seed Deals and Venture Growth deals. Venture Growth includes Series E+ or deals involving companies that are at least seven years old and have raised at least six VC rounds. See Kyle Stanford, *supra* note 93, at 7.
- 96 See Kevin Dowd and Peter Walker, “State of Private Markets: Q2 2023,” *Carta*, (July 28, 2023) available at <https://carta.com/blog/state-of-private-markets-q2-2023/>.
- 97 *Id.*
- 98 See Kyle Stanford, *et al.*, *supra* note 41, at 42. Excel data from “Fundraising Activity” tab.
- 99 *Id.* Data from Excel “Fundraising x size” tab. See Cameron Stanfill, *et al.*, “Venture Monitor Q2 2022,” *PitchBook*, (July 13, 2022) available at <https://pitchbook.com/news/reports/q2-2022-PitchBook-nvca-venture-monitor>. Data from Excel “Fundraising x Size” tab.
- 100 See Kyle Stanford, *et al.*, *supra* note 41, at 42. Data from Excel “Fundraising Activity” tab.
- 101 *Id.* Data from Excel “Fundraising x Size” tab. See NVCA, *supra* note 2, at 14.
- 102 See Steve Taplin, “What Is Dry Powder, And Will It Affect Technology in 2023?,” *Forbes*, (Mar. 17, 2023) available at <https://www.Forbes.com/sites/Forbestechcouncil/2023/03/17/what-is-dry-powder-and-how-will-it-affect-technology-in-2023/?sh=27d6f9d11af7>; see also Berber Jin, “Venture Fundraising Hits Nine-Year Low,” *The Wall Street Journal*, (Feb. 20, 2023) available at <https://www.wsj.com/articles/venture-fundraising-hits-nine-year-low-c2b4774>; NVCA, *supra* note 2, at 14.
- 103 See Kyle Stanford, *et al.*, *supra* note 41, at 42.
- 104 See NVCA, *supra* note 2, at 15. See Kyle Stanford, *et al.*, *supra* note 41. Data from Excel “Emerging vs Experienced funds” tab. Emerging funds are defined as firms that have launched fewer than four funds. Experienced funds are defined as firms that have opened four or more funds.
- 105 See Max Navas and Susan Hu, “Challenges for Emerging Managers,” *PitchBook*, (June 23, 2023) at 3, available at <https://pitchbook.com/news/reports/q2-2023-PitchBook-analyst-note-challenges-for-emerging-managers>.
- 106 See “Emerging Fund Manager Report – Q1 2023,” Signature Block, (May 24, 2023) available at <https://www.signatureblock.co/articles/emerging-fund-manager-report-q1-2023>.
- 107 See SS&C Intralinks, “2023 LP Survey. Insights on alternative investments,” (2023) at 13-14, available at <https://www.intralinks.com/insights/e-book/2023-lp-survey>.
- 108 *Id.*
- 109 See Max Navas and Susan Hu, *supra* note 105. Data from Excel “Fundraising Activity – CSA.”
- 110 *Id.* at 1.
- 111 *Id.* at 2.
- 112 See NVCA, *supra* note 2, at 16.
- 113 *Id.*
- 114 See Kyle Stanford, *et al.*, *supra* note 41. Data from Excel “Deal Activity” and “NTI” tabs; Kyle Stanford *et al.*, “US VC Valuations Report,” *PitchBook*, (Aug. 9, 2023) at 4, available at <https://pitchbook.com/news/reports/q2-2023-us-vc-valuations-report>.
- 115 See Max Navas and Alyssa Williams, *supra* note 87, at 9.
- 116 *Id.* See Kyle Stanford, *et al.*, *supra* note 41. Data from Excel “Exits x Type” tab.
- 117 See Kyle Stanford, *et al.*, *supra* note 41. Data from Excel “Exits x previous round” tab.
- 118 *Id.* Data from Excel “Exits x Type” tab.

Contents

MISSION | Who We Are

DATA | State of Capital Formation

POLICY | Recommendations

ADVOCACY | What We Do

COMMITTEE | Highlights

ENDNOTES | All the Details

1-21	192-209
22-52	210-237
53-67	238-269
68-85	270-291
86-118	292-305
119-136	306-329
137-146	330-347
147-172	348-378
173-191	379-384

OFFICE | Meet the Team

- 119 This graphic is based on DERA data, including pooled funds.
- 120 This graphic is based on DERA data, excluding IPOs filed by pooled funds. This graphic includes the top industries by IPO proceeds. Additional offerings by non-pooled fund issuers accounted for approximately \$13.8 billion and \$1.5 billion in the twelve months ended June 30, 2022 and June 30, 2023, respectively. Pooled investment funds, including SPACs, accounted for approximately \$63.1 billion and \$3.2 billion in the twelve months ended June 30, 2022 and June 30, 2023, respectively.
- 121 This graphic is based on DERA data, including pooled funds. This data was collected from Thomson Financial's SDC Platinum database. IPOs by small companies include IPOs by U.S. companies that after the non-SPAC offering have a size less than or equal to \$250 million, calculated by multiplying the price of the company's stock at the close of the day of the offering by the number of outstanding shares on the day of the offering. IPOs by large companies include IPOs by companies that after the non-SPAC offering have a size greater than \$250 million, calculated as described above. Data from the Center for Research in Securities Prices (CRSP), Dealogic, and Compustat were used to fill in missing information from SDC Platinum. Those companies missing a stock price on the offering day or number of outstanding shares are not included in the statistics. The estimates provided in this graph for small public companies are based on the estimated market capitalization for the issuer on the date of the offering as provided in the above-listed databases. There have been significant downward revisions in the most recent estimates as the market capitalization of issuers are corrected in the databases.
- 122 See Jay R. Ritter, "Initial Public Offerings: Updated Statistics," at Table 4 (Oct. 23, 2023) available at <https://site.warrington.ufl.edu/ritter/files/IPO-Statistics.pdf>.
- 123 See Jay. R. Ritter, "Initial Public Offerings: VC-backed IPO Statistics Through 2022," at Table 4 (Oct. 20, 2023) available at <https://site.warrington.ufl.edu/ritter/files/IPOs-VC-backed.pdf>.
- 124 *Id.* See also Brijesh Jeevarathnam *et al.*, "Powerful Long-Term Trends Boost Venture Capital Outlook," *Adams Street*, (May 2, 2023) available at <https://www.adamsstreetpartners.com/insights/long-term-trends-boost-venture-capital-outlook/>.
- 125 See Jay R. Ritter, *supra* note 122, at Table 4. The percentage of VC-backed IPOs has increased over time since 1980.
- 126 See Alex Tuft and Emmanuel Yimfor, "Underwriter Closures: Implications for Venture Capital Firm Returns," (June 15, 2023) at 1, available at https://papers.ssrn.com/sol3/papers.cfm?abstract_id=4414276.
- 127 See Roberto Ragozzino and Dane P. Blevins, "An Investigation of the Attention Effects of Venture Capitalist Backing on Entrepreneurial Firms," *Long Range Planning Vol. 54(3)*, (Rev. Mar. 7, 2023) at 5, available at https://papers.ssrn.com/sol3/papers.cfm?abstract_id=4357858.
- 128 See Alex Tuft and Emmanuel Yimfor, *supra* note 126, at 14.
- 129 *Id.* at 13, 59.
- 130 *Id.* at 3, 19.
- 131 Data on U.S. listed domestic firms comes from the Center for Research in Security Prices (CRSP) database. The analysis includes U.S. common stocks (share codes 10 and 11) listed on NYSE, NYSE MKT, and Nasdaq. The analysis excludes investment funds and trusts (Standard Industrial Classification (SIC) codes 6722, 6726, 6798, and 6799). A company with several classes of shares is counted once. Data for 2023 represents the number of listed firms and market capitalization as of June 30, 2023.
- 132 See Mark J. Roe and Charles C.Y. Wang, "Are Public Firms Disappearing? Corporate Law and Market Power Analyses," (Feb. 27, 2023) at 22, available at https://papers.ssrn.com/sol3/papers.cfm?abstract_id=4372070. Study measures through 2021.
- 133 See Michael Ewens, *et al.*, "Regulatory Costs of Being Public: Evidence from Bunching Estimation," (Oct. 7, 2023) at 34, available at https://papers.ssrn.com/sol3/papers.cfm?abstract_id=3740722. In each of the non-regulatory factors, additional cites were provided: decline in business dynamism (Decker *et al.*, 2016), shifting investment to intangibles (Kahle and Stulz, 2017; Doidge, Kahle, Karolyi, and Stulz, 2018), abundant private equity financing (Ewens and Farre-Mensa, 2020), changing economies of scale and scope (Gao, Ritter, and Zhu, 2013), and changing acquisition behavior (Gao, Ritter, and Zhu, 2013; Eckbo and Lithell, 2021).
- 134 Data on U.S. listed domestic firms comes from the Center for Research in Security Prices (CRSP) database. The analysis includes U.S. common stocks (share codes 10 and 11) listed on NYSE, NYSE MKT, and Nasdaq. The analysis excludes investment funds and trusts (Standard Industrial Classification (SIC) codes 6722, 6726, 6798, and 6799). Data for 1983 represents the market capitalization as of December 30, 1983.
- 135 See Mark J. Roe and Charles C.Y. Wang, *supra* note 132, at 11. Study measures through 2021.
- 136 *Id.* at 13. Study measures through 2021. In 1996, public companies' profits were 4.5% of GDP that year.

Contents

MISSION | Who We Are

DATA | State of Capital Formation

POLICY | Recommendations

ADVOCACY | What We Do

COMMITTEE | Highlights

ENDNOTES | All the Details

1-21	192-209
22-52	210-237
53-67	238-269
68-85	270-291
86-118	292-305
119-136	306-329
137-146	330-347
147-172	348-378
173-191	379-384

OFFICE | Meet the Team

- 137 Data on U.S. listed domestic firms comes from the Center for Research in Security Prices (CRSP) database. The analysis includes U.S. common stocks (share codes 10 and 11) listed on NYSE, NYSE MKT, and Nasdaq. The analysis excludes investment funds and trusts (Standard Industrial Classification (SIC) codes 6722, 6726, 6798, and 6799). A company with several classes of shares is counted once. Data for 2023 represents the number of listed firms and market capitalization as of June 30, 2023.
- 138 The map included depicts the amounts reported or estimated as raised by issuers, including pooled investment funds, that report a primary location in the U.S., including U.S. territories, from July 1, 2022 through June 30, 2023. *See supra* note 57 for a description of how these amounts were reported or estimated.
- 139 This data is based on DERA data. Small public companies include U.S. public companies with a market capitalization of less than or equal to \$250 million. Registered company data was collected from Intelligize database for public companies that report a primary location in the U.S., including U.S. territories. Records are from 10-K, 10-Q, 20-F, 40-F, and their amendments that were filed between July 1, 2022 through June 30, 2023. Market capitalization information is as of June 29, 2023. When applicable, missing market capitalization data was filled in with Bloomberg first, CRSP, and then Capital IQ when available based on ticker-CUSIP information from WRDS. All the records with missing exchange information from Intelligize were treated as delisted from any market and hence were excluded from the estimates. Asset-backed issuers were also excluded. Public company issuers in industries outside of these top industries accounted for an additional 975 issuers, including 417 small public companies and 558 large public companies, in the twelve months ended June 30, 2023. Offerings by pooled funds, including SPACs, accounted for an additional 402 issuers, including 265 small public companies and 137 large public companies, in the twelve months ended June 30, 2023.
- 140 *See* <https://www.sec.gov/education/capitalraising/building-blocks/what-does-it-mean-be-a-public-company> for more information.
- 141 *See* Jason Paltrowitz, “Lawful But Awful: The Small Cap IPO Cycle,” *OTC Markets*, (Sept. 21, 2023) *available at* <https://blog.otcmarkets.com/2023/09/21/lawful-but-awful-the-small-cap-ipo-cycle/>.
- 142 *See* Akhilesh Ganti, “Reverse Stock Split: What It Is, How It Works, and Examples,” *Investopedia*, (Updated Oct. 13, 2023) *available at* <https://www.investopedia.com/terms/r/reversesplit.asp>.
- 143 *See* Xia (Summer) Liu, *et al.*, “Who Loses Most When Big Banks Suddenly Fail? Evidence From Silicon Valley Bank Collapse,” (Sept. 23, 2023) at 2, 4, 6, 8, *available at* https://papers.ssrn.com/sol3/papers.cfm?abstract_id=4443827. The sample in this study is composed of 137 SVB depositors with an average market cap of \$365M and 251 SVB borrowers with an average market cap of \$346M. *See also* Lewis Krauskopf, “Wall St Week Ahead Amid banking woes, faltering US small-caps offer ominous economic sign,” *Reuters*, (May 14, 2023) *available at* <https://www.Reuters.com/markets/us/wall-st-week-ahead-amid-banking-woes-faltering-us-small-caps-offer-ominous-2023-05-12/>. <https://www.fastcompany.com/90864553/silicon-valley-bank-public-companies>.
- 144 This graphic is based on DERA data. Registered offering data includes IPOs and registered secondary equity offerings and was collected from Thomson Financial’s SDC Platinum database. Registered debt offerings have been excluded. Small public companies include U.S. public companies with a size less than or equal to \$250 million on the date of the offering, calculated by multiplying price of the company’s stock at the close of the day of the offering by the number of outstanding shares on the day of the offering. Data from CRSP, Dealogic, and Compustat were used to fill in missing information from SDC Platinum. Those companies missing a stock price on the offering day or number of outstanding shares are not included in the statistics. The estimates provided in this graph for small public companies are based on the estimated market capitalization for the issuer on the date of the offering as provided in the above-listed databases. There have been significant downward revisions in the most recent estimates as the market capitalization of issuers were corrected in the databases.
- 145 *See* Noemi Distefano, “Targeting new investors top priority at small caps,” *IR Magazine*, (Aug. 25, 2023) *available at* <https://www.irmagazine.com/small-cap/targeting-new-investors-top-priority-small-caps>.
- 146 *See supra* note 144 for a description of the methodology used to estimate registered equity offerings by small public companies. This graphic includes the top industries based on the total proceeds raised in registered equity offerings by small public companies during one of the respective periods, excluding offerings filed by pooled funds. Offerings for industries outside of these top industries accounted for approximately \$514 million and \$274 million in the twelve months ended June 30, 2022 and June 30, 2023, respectively. Offerings by pooled funds, including SPACs, accounted for approximately \$18 billion and \$1.6 billion in the twelve months ended June 30, 2022 and June 30, 2023, respectively.

Contents

MISSION | Who We Are

DATA | State of Capital Formation

POLICY | Recommendations

ADVOCACY | What We Do

COMMITTEE | Highlights

ENDNOTES | All the Details

1-21	192-209
22-52	210-237
53-67	238-269
68-85	270-291
86-118	292-305
119-136	306-329
137-146	330-347
147-172	348-378
173-191	379-384

OFFICE | Meet the Team

- 147 See “Considering an IPO? First, understand the costs,” *PwC*, (accessed Nov. 16, 2023) available at <https://www.pwc.com/us/en/services/consulting/deals/library/cost-of-an-ipo.html>.
- 148 See Michael Ewens, *et al.*, *supra* note 133, at 5.
- 149 *Id.* at 5, 25.
- 150 See Noemi Distefano, *supra* note 145.
- 151 *Id.*
- 152 *Id.*
- 153 See U.S. Small Business Administration Office of Advocacy, “Frequently Asked Questions About Small Business 2023,” *supra* note 4 at 4, Table 1. Ownership includes demographic categories “Women” and “Equally women/men.” Women and Equally women/men owned 42.1% and 2.5% of total non-employer firms, respectively.
- 154 *Id.* Ownership includes demographic categories “Women” and “Equally women/men.” Women and Equally women/men owned 21.7% and 15.2% of total employer firms, respectively.
- 155 See Kyle Stanford, *et al.*, *supra* note 41. Data from Excel “Female Founder Activity” and “Deal Activity” tabs and includes women only and mixed teams.
- 156 See U.S. Small Business Administration Office of Advocacy, “Frequently Asked Questions About Small Business 2023,” *supra* note 4, at 3. Data is presented for the 2017-2019 two-year survival rate for young employer establishments (reflecting 2-3-year-old firms surviving to at least 4-5 years old).
- 157 See United States Census Bureau, “Annual Business Survey: Business Characteristics of Respondent Employer Firms by Sector, Sex, Ethnicity, Race, and Veteran Status for the U.S., States, and Metro Areas: 2020” (accessed Dec. 9, 2023) available at https://data.census.gov/table?q=ab2000*&tid=ABSCB2020.AB2000CSCB01&hidePreview=true&nkd=QDESC-B01. Data collected on July 31, 2023. Note: Business ownership is defined as having 51 percent or more of the stock or equity in the business. Data are provided for firms owned equally (50% /50%) by men and women, by Hispanics and non-Hispanics, by minorities and non-minorities, and by veterans and nonveterans. Firms not classifiable by sex, ethnicity, race, or veteran status are counted and tabulated separately. The individual amounts may not sum to the total or subtotal because a Hispanic firm may be of any race, because a firm could be tabulated in more than one racial group, or because the nonemployer firms data are rounded.
- 158 See January Ventures, “2022 Early Stage Founder Sentiment Report,” (2023) at 6, available at https://www.january.ventures/_files/ugd/8d7061_91af48de61594b99b1006d37aff09900.pdf.
- 159 See Babson College, *supra* note 7, at 49.
- 160 See Nasdaq Entrepreneurial Center, “Pay Ownership Valuation Inequalities,” (Apr. 12, 2013) available at <https://thecenter.nasdaq.org/pov/>.
- 161 See January Ventures, *supra* note 158, at 7.
- 162 *Id.* at 6.
- 163 See McKinsey & Company, “Women in the Workplace 2022,” (Oct. 18, 2022) at 18, available at https://wiw-report.s3.amazonaws.com/Women_in_the_Workplace_2022.pdf; see also Arti Raman, “Look Past Today’s Metrics To Celebrate The Growth of Female Founders,” *Forbes*, (Dec. 13, 2022) available at <https://www.Forbes.com/sites/Forbestechcouncil/2022/12/13/look-past-todays-metrics-to-celebrate-the-growth-of-female-founders/?sh=661e57e473f3>; Kelly Hyman, “Why Women Are More Likely to Experience Burnout (and 6 Ways to Prevent It from Happening),” *Entrepreneur*, (Nov. 2, 2022) available at <https://www.entrepreneur.com/leadership/why-women-are-more-likely-to-experience-burnout-and-how-to/437561#>; Claire Cain Miller, “Why Unpaid Labor Is More Likely to Hurt Women’s Mental Health Than Men’s,” *The New York Times*, (Sept. 30, 2022) available at <https://www.nytimes.com/2022/09/30/upshot/women-mental-health-labor.html>.
- 164 See January Ventures, *supra* note 158, at 7.
- 165 See National Women’s Business Council, “2022 Annual Report,” (Dec. 20, 2022) at 8, available at <https://www.nwbc.gov/wp-content/uploads/2022/12/NWBC-2022-Annual-Report.pdf>.
- 166 See Nasdaq Entrepreneurial Center, “Lived Experience Action Research For Women Entrepreneurs. Fair Pay, Ownership & Valuation Research. Year Two Findings,” (Apr. 12, 2023) at 8, 14, 28, available at <https://thecenter.nasdaq.org/lived-experiences/>.
- 167 See Jeffrey Sohl, *supra* note 27.
- 168 *Id.* at 1.
- 169 *Id.*
- 170 See Kyle Stanford, *et al.*, *supra* note 41. Data from Excel “Female Founder Activity” and “Deal Activity” tabs. Founder groups are mutually exclusive. Deals with men and women cofounders are calculated by subtracting “US VC deal activity for companies with all-female founding team” from “US VC deal activity in companies with at least one female founder.” Deals with men-only founders are calculated by subtracting “US VC deal activity in companies with at least one female founder” from “US VC deal activity.”
- 171 *Id.* Data from Excel “Female Founder Activity” and “Deal Activity” tabs.
- 172 The percentage of Latina and Black women founders is based on 2022 data through September 30, 2022. See Digital Undivided, “Project Diane 2022. Latina and Black Women Entrepreneurs in the Tech and Innovation Ecosystem,” (Mar. 2023) at 16, available at <https://static1.squarespace.com/static/5e2613fbf9e62c2c012e80e3/t/6408c157e8bbef6084a8fa4d/1678295436903/ProjectDiane2022-08.03.pdf>.

Contents

MISSION | Who We Are

DATA | State of Capital Formation

POLICY | Recommendations

ADVOCACY | What We Do

COMMITTEE | Highlights

ENDNOTES | All the Details

1-21	192-209
22-52	210-237
53-67	238-269
68-85	270-291
86-118	292-305
119-136	306-329
137-146	330-347
147-172	348-378
173-191	379-384

OFFICE | Meet the Team

- 173 See Kyle Stanford, *et al.*, *supra* note 41. Data from Excel “Female Founder Activity,” “Deal Activity,” “Angel & Seed Activity,” “Early Stage Activity,” “Late Stage Activity,” and “Venture Growth Activity” tabs. Founder groups are mutually exclusive. Deals with men and women cofounders are calculated by subtracting “US VC deal activity for companies with all-female founding team” from “US VC deal activity in companies with at least one female founder.” Deals with men-only founders are calculated by subtracting “US VC deal activity in companies with at least one female founder” from “US VC deal activity.” Venture Growth includes Series E+ or deals involving companies that are at least seven years old and have raised at least six VC rounds. See Kyle Stanford, *supra* note 93, at 7.
- 174 See Dropbox DocSend, “The Funding Divide 2023. Amid macro headwinds and increased investor diligence, familiar discrepancies re-emerge,” (2023) at 2, available at <https://experience.dropbox.com/form/docsend/funding-divide-report>.
- 175 *Id.* at 3.
- 176 *Id.*
- 177 *Id.* at 2, 4.
- 178 *Id.* at 8, 9.
- 179 See PitchBook, “All In. Female Founders in the US VC Ecosystem,” (Nov. 2, 2022) available at <https://pitchbook.com/news/reports/2022-all-in-female-founders-in-the-us-vc-ecosystem>. Data from Excel “VC exit activity” tab.
- 180 See Female Founders Fund, “2022 Review of Funding for Female Founders. Female founders prove resilience in a tough market,” *Medium*, (Apr. 3, 2023) available at <https://blog.femalefoundersfund.com/2022-review-of-funding-for-female-founders-e928f8072655>. See also Mature and Later Stage Businesses section of the Report above.
- 181 See Community Member, “Venture Capital’s Double Standard: Being a Woman Founder With No Technical Experience,” *Women on Business*, (May 5, 2023) available at <https://www.womenonbusiness.com/venture-capitals-double-standard-being-a-woman-founder-with-no-technical-experience/>.
- 182 See Arti Raman, “Look Past Today’s Metrics To Celebrate The Growth of Female Founders,” *Forbes*, (Dec. 13, 2022) available at <https://www.Forbes.com/sites/Forbestechcouncil/2022/12/13/look-past-todays-metrics-to-celebrate-the-growth-of-female-founders/?sh=661e57e473f3>.
- 183 See McKinsey & Company, “Women in the Workplace 2022,” (Oct. 18, 2022) at 8, available at https://wiw-report.s3.amazonaws.com/Women_in_the_Workplace_2022.pdf; See also Shortlister, “Women in Leadership Statistics in 2023: Where We Are & Where We Need to Go,” available at <https://www.myshortlister.com/insights/women-in-leadership-statisticshttps://www.myshortlister.com/insights/women-in-leadership-statistics>; See also Carta, “2022 Annual Equity Report. Demographic analysis of ownership in the private markets,” (2022) at 27, available at <https://carta.com/equity-report/2022/>.
- 184 See Carta, *supra* note 183, at 37. Asian American includes East Asian (2% women and 9% men) and South Asian (1% women and 5% men). Other includes Native American, Pacific Islander, Middle Eastern, and multi-race.
- 185 See Ann Shepherd, “Him For Her And Crunchbase 2022 Study of Gender Diversity on Private Company Boards,” Crunchbase, (Mar. 29, 2023) available at <https://news.crunchbase.com/diversity/2022-gender-study-private-boards/>; Ann Shepherd, “2021 Study of Gender Diversity on Private Company Boards,” (Mar. 29, 2022) available at <https://news.crunchbase.com/business/him-for-her-2021-diversity-study-private-company-boards/>; Ann Shepherd and Gené Teare, “2020 Study of Gender Diversity On Private Company Boards,” (Mar. 1, 2021) available at <https://news.crunchbase.com/diversity/2020-diversity-study-on-private-company-boards/>.
- 186 See Ann Shepherd, *supra* note 185.
- 187 See Women CEOs in America 2022, “Changing the Face of Business Leadership,” at 33, available at https://www.wbcollaborative.org/wp-content/uploads/2022/09/Women-CEOs-in-America_2022-0920221847.pdf.
- 188 See Ann Shepherd, *supra* note 185.
- 189 *Id.* See Women CEOs in America 2022, “Changing the Face of Business Leadership,” *supra* note 187.
- 190 See Ann Shepherd, *supra* note 185.
- 191 See Paul Hodgson and Ramy Ibrahim, “Women Taking More Board Seats, But Progress Mixed,” *ISS Corporate Solutions*, (Apr. 18, 2023) at 6, 7, 8, Chart 10, available at <https://www.iss-corporate.com/library/women-taking-more-board-seats-but-progress-mixed/>. CEO totals calculated by the sum of industry CEOs; see also Women CEOs in America 2022, “Changing the Face of Business Leadership,” *supra* note 187, at 3.

Contents

MISSION | Who We Are

DATA | State of Capital Formation

POLICY | Recommendations

ADVOCACY | What We Do

COMMITTEE | Highlights

ENDNOTES | All the Details

1-21	192-209
22-52	210-237
53-67	238-269
68-85	270-291
86-118	292-305
119-136	306-329
137-146	330-347
147-172	348-378
173-191	379-384

OFFICE | Meet the Team

- 192 See 50/50 Women on Boards, “2023 Gender Diversity Index Report. Annual Progress Report of Women Corporate Directors by Race & Ethnicity, Company Size, State, and Sector in the U.S.,” (Sept. 18, 2023) at 11-12, available at <https://5050wob.com/wp-content/uploads/2023/09/2023-GDI-Annual-Report.pdf>.
- 193 See Jackie Cook, “Women Make Progress on Corporate Boards, but C-Suite Gains Are Scant,” *Morningstar*, (Mar. 3, 2023) available at <https://www.morningstar.com/sustainable-investing/women-make-progress-corporate-boards-c-suite-gains-are-scant> (citing Corinne Post, *et al.*, “Research: Adding Women to the C-Suite Changes How Companies Think,” (Apr. 6, 2021) available at <https://hbr.org/2021/04/research-adding-women-to-the-c-suite-changes-how-companies-think>).
- 194 See 50/50 Women on Boards, *supra* note 192, at 3, 4, 6.
- 195 See Jeffrey Sohl, *supra* note 27, at 1.
- 196 See National Women’s Business Council, *supra* note 165, at 10.
- 197 See Deloitte, Venture Forward and NVCA, “VC Human Capital Survey, Fourth edition,” (Apr. 2023) at 14, available at <https://www2.deloitte.com/us/en/pages/audit/articles/diversity-venture-capital-human-capital-survey.html>. Investment partners is defined as employees with the titles of managing general partner, managing partner, general partner, founding partner, or managing director or were partners who were designated as senior-level employees; and as investment professionals with senior decision-making responsibilities. See also First Republic, “The State of Gender Compensation in Venture 2022,” (Nov. 28, 2022) at 10, available at <https://www.firstrepublic.com/-/media/frb/documents/pdfs/innovators/women-in-venture-compensation-survey-report.pdf> (tracking female or non-binary).
- 198 See Venture Capital Journal, “The shape of things to come. Meet the women influencing the future of venture capital,” (July/Aug. 2023) at 26-27, available at <https://www.venturecapitaljournal.com/download-the-july-august-2023-issue-of-venture-capital-journal/>.
- 199 See Deloitte, Venture Forward and NVCA, *supra* note 197, at 14.
- 200 See Fairview Capital, “2022 Market Review. Women and Minority-Owned Private Equity and Venture Capital Firms,” (Mar. 14, 2023) at 14, available at https://fairview.cdn.prismic.io/fairview/86d13451-04d8-4b01-a13d-0e102d637dcb_Fairview+-+2022+Market+Review+of+Woman+and+Minority-Owned+Firms.pdf.
- 201 See Deloitte, Venture Forward and NVCA, *supra* note 197, at 13.
- 202 See National Women’s Business Council, *supra* note 165, at 11; see also Sara Silano, “Women Founders Get 2% of Venture Capital Funding in U.S.,” *Morningstar*, (Mar. 6, 2023) available at <https://www.morningstar.com/alternative-investments/women-founders-get-2-venture-capital-funding-us>; Isabelle Solal and Kaisa Snellman, “For Female Founders, Fundraising Only from Female VCs Comes at a Cost,” *Harvard Business Review*, (Feb. 1, 2023) available at <https://hbr.org/2023/02/for-female-founders-only-fundraising-from-female-vc-comes-at-a-cost>.
- 203 See Fairview Capital, “Perspectives on Diverse and Emerging Manager Investing In Venture Capital and Private Equity,” (Sept. 19, 2023) at 21, available at <https://www.sec.gov/files/quaye-fairview-capital-presentation.pdf>; Fairview Capital, *supra* note 200, at 15.
- 204 See Fairview Capital, *supra* note 203, at 21.
- 205 In prior years’ reports, this section has referred to “Minority-Owned Businesses.” The word “minority” tracks the language of the SEC Small Business Advocacy Act of 2016, which states that a function of the office shall be to “identify problems that small businesses have with securing access to capital, including any unique challenges to minority-owned small businesses, women-owned small businesses, and small businesses affected by hurricanes or other natural disasters.” This year, based on feedback we have received, rather than use the word “minority,” we instead use “diverse” or, where applicable, refer to persons “of color.” Many have indicated that “the use of “minority” may be viewed pejoratively because it is usually equated with being less than, oppressed, or deficient in comparison with the majority.” See, e.g., American Psychological Association “Bias-Free Language” available at <https://apastyle.apa.org/style-grammar-guidelines/bias-free-language/racial-ethnic-minorities>.
- 206 See Deloitte, Venture Forward and NVCA, *supra* note 197, at 14.
- 207 See Federal Reserve Banks, “2023 Report on Startup Firms Owned by People of Color. Findings from the 2022 Small Business Credit Survey,” (June 2023) at 2, available at <https://www.fedsmallbusiness.org/survey/2023/firms-owned-by-people-of-color>.
- 208 See Federal Reserve Banks, *supra* note 207, at 2; United States Census Bureau, “Current Population Survey,” (accessed Dec. 10, 2023) available at <https://www.census.gov/programs-surveys/cps.html> (Data from January 2020 - June 2023).
- 209 See U.S. Senate Committee on Small Business & Entrepreneurship, “Minority Entrepreneurs,” (accessed Nov. 27, 2023) available at <https://www.sbc.senate.gov/public/index.cfm/minorityentrepreneurs>.

Contents

MISSION | Who We Are

DATA | State of Capital Formation

POLICY | Recommendations

ADVOCACY | What We Do

COMMITTEE | Highlights

ENDNOTES | All the Details

1-21	192-209
22-52	210-237
53-67	238-269
68-85	270-291
86-118	292-305
119-136	306-329
137-146	330-347
147-172	348-378
173-191	379-384

OFFICE | Meet the Team

- 210 See Guidant Financial, “2023 Small Business Entrepreneurs of Color. A Look at the State of Entrepreneurs of Color in 2023,” (accessed Nov. 27, 2023) available at <https://www.guidantfinancial.com/small-business-trends/people-of-color-business-trends/>.
- 211 See Babson College, *supra* note 7, at 64.
- 212 *Id.* at 13.
- 213 *Id.* at 64.
- 214 See Carta, “Annual equity report 2022,” *supra* note 183, at 39. Asian American includes both East Asian and South Asian populations. Other includes Native American, Pacific Islander, Middle Eastern, and multiracial.
- 215 See Robert W. Fairlie, “The Impacts of COVID-19 on Racial Inequality in Business Earnings,” *National Bureau of Economic Research*, (Oct. 2022) at 2, available at <https://www.nber.org/papers/w30532>.
- 216 *Id.* at 11.
- 217 See Brendan Cosgrove, *et al.*, *supra* note 1, at 14.
- 218 See Board of Governors of the Federal Reserve System, “DFA: Distributional Financial Accounts,” (updated Sept. 22, 2023) available at <https://www.federalreserve.gov/releases/z1/dataviz/dfa/distribute/table/#quarter:135;series:Net%20worth;demographic:race;population:all;units:levels>. From data file “Wealth by race”; see also Gloria Guzman and Melissa Kollar, “Income in the United States: 2022. Current Population Reports,” (Sept. 2023) at 4, Figure 2, available at <https://www.census.gov/content/dam/Census/library/publications/2023/demo/p60-279.pdf>.
- 219 See, e.g., “Small and Emerging Businesses” section of this Report above, at 6-7.
- 220 See Board of Governors of the Federal Reserve System, *supra* note 218. Other includes multiracial, Asian American/Pacific Islander, and Native American/ Alaska Native. See also Anshu Siripurapu, “The U.S. Inequality Debate,” *Council on Foreign Relations*, (Apr. 20, 2022) available at <https://www.cfr.org/backgrounders/us-inequality-debate>.
- 221 See Ana Hernandez Kent and Lowell R. Ricketts, “The State of U.S. Wealth Inequality,” *Federal Reserve Bank of St. Louis*, (Oct. 18, 2023) available at <https://www.stlouisfed.org/institute-for-economic-equity/the-state-of-us-wealth-inequality>.
- 222 See Gloria Guzman and Melissa Kollar, *supra* note 218, at 16-29. Each racial category is of that race individually and does not include people of that race that identify as Hispanic/Latino. Those that identify as Hispanic/Latino can also identify as any race.
- 223 *Id.* at 19, 21, 23, 25, 27. Each racial category is of that race individually and does not include people of that race that identify as Hispanic/Latino. Those that identify as Hispanic/Latino can also identify as any race.
- 224 See Federal Deposit Insurance Corporation (FDIC), “2021 FDIC National Survey of Unbanked and Underbanked Households,” (Oct. 2022) at 14-15, available at <https://www.fdic.gov/analysis/household-survey/2021report.pdf>.
- 225 See Federal Reserve Banks, “2023 Report on Employer Firms: Findings from the 2022 Small Business Credit Survey,” *supra* note 9. Data from Excel “Race, ethnicity of owner(s)” tab, question “Best outcome across loan/LOC/merchant cash advance application(s). Race/ethnicity strata are non-Hispanic white, non-Hispanic Black or African American, non-Hispanic Asian, non-Hispanic Native American, and Hispanic. Gender strata are men-owned, equally owned, and women-owned.
- 226 See Brendan Cosgrove, *et al.*, *supra* note 1, at 9, 15-16.
- 227 *Id.* at 45.
- 228 *Id.* at 48.
- 229 See Jeffrey Sohl, *supra* note 27, at 2; Jeffrey Sohl, *supra* note 33, at 3.
- 230 See Jeffrey Sohl, *supra* note 27, at 1; Jeffrey Sohl, *supra* note 33, at 3.
- 231 See Morgan Stanley, “Investing in Diverse Startups: A Reassessment,” (Dec. 27, 2022) available at <https://www.morganstanley.com/ideas/vc-funding-diverse-startups-2022-survey>.
- 232 See Dropbox Docsend, *supra* note 174, at 11.
- 233 See Deloitte, Venture Forward and NVCA, *supra* note 197, at 8.
- 234 See Dropbox Docsend, *supra* note 174, at 2.
- 235 See Lisa D. Cook, *et al.*, “Funding Black High-Growth Startups,” *National Bureau of Economic Research*, (Nov. 2022) at 5, available at https://www.nber.org/system/files/working_papers/w30682/w30682.pdf.
- 236 See Amber Quiñones & Drew Silverman, “The State of Seed Stage Funding to Underrepresented Founders,” *Medium*, (Aug. 22, 2023) available at <https://Medium.com/bbg-ventures/seed-funding-to-underrepresented-founders-11d8ae144a48#>. Diversity Investments are defined as investments that have been made into companies in Crunchbase’s Diversity Spotlight category. Diversity Spotlight reflects the types of diversity represented in an organization’s leadership team. Crunchbase has partnered with other entities to collect diversity data and has encouraged companies and investors to self-identify diversity data. See more information at <https://about.crunchbase.com/blog/new-crunchbase-diversity-spotlight/>.
- 237 See Harlem Capital, “1Q23 U.S. Diverse Fundraising Insights,” (Apr. 2023) at slide 3, available at https://harlem.capital/wp-content/uploads/2023/04/1Q23-Diverse-Fundraising-Insights_v2.pdf.

Contents

MISSION | Who We Are

DATA | State of Capital Formation

POLICY | Recommendations

ADVOCACY | What We Do

COMMITTEE | Highlights

ENDNOTES | All the Details

1-21	192-209
22-52	210-237
53-67	238-269
68-85	270-291
86-118	292-305
119-136	306-329
137-146	330-347
147-172	348-378
173-191	379-384

OFFICE | Meet the Team

- 238 See Chris Metinko, “Special Series: VC Dollars To Black Startup Founders Fell More Than 50% In 2022,” Crunchbase News, (Feb. 22, 2023) available at <https://news.crunchbase.com/diversity/venture-funding-black-startups-2022/>; Gené Teare, “Funding To Latine-Founded US Companies Falls Sharply In 2022,” Crunchbase News, (Oct. 26, 2022) available at <https://news.crunchbase.com/diversity/us-based-latine-founded-companies-funding-falls/>.
- 239 See Gené Teare, *supra* note 238. 2022 data is through September 30, 2022.
- 240 See Chris Metinko, *supra* note 238.
- 241 See Lian Chang, “Employees, founders, and investors by race and ethnicity,” *Carta*, (Feb. 9, 2023) available at <https://carta.com/blog/employees-founders-investors-race-ethnicity/>.
- 242 See Paul Hodgson, *et al.*, “ISS Discusses Russell 3000 Boards Becoming More Diverse,” *The CLS Blue Sky Blog*, (Mar. 1, 2023) available at <https://clsbluesky.law.columbia.edu/2023/03/01/iss-discusses-russell-3000-boards-becoming-more-diverse/>.
- 243 *Id.*
- 244 See Jeffrey Sohl, *supra* note 27, at 1. See Jeffrey Sohl, *supra* note 33, at 3.
- 245 See Deloitte, Venture Forward and NVCA, *supra* note 197, at 11, 19, 20, 21, 25. Values may not sum to 100% due to rounding and overlapping racial and ethnic identifications.
- 246 See Lian Chang, *supra* note 241. The category “Asian American” is a combination of “East Asian” and “South Asian.” Native Hawaiians and Pacific Islanders are included in “Other,” alongside people of Indigenous American, Middle Eastern, and mixed backgrounds.
- 247 See Deloitte, Venture Forward and NVCA, *supra* note 197 at 19-20, 25, 31.
- 248 See BLCK VC, “State of Black Venture Report. A comprehensive study of the Black venture ecosystem,” (2023) at 16, available at https://www.blckvc.org/sbvr2023_.
- 249 See Deloitte, Venture Forward and NVCA, *supra* note 197, at 9; BLCK VC, *supra* note 248, at 10-11.
- 250 See Amber Quiñones & Drew Silverman, *supra* note 236.
- 251 See Deloitte, Venture Forward and NVCA, *supra* note 197, at 9.
- 252 *Id.* at 30.
- 253 *Id.*
- 254 See Morgan Stanley, *supra* note 231.
- 255 *Id.*
- 256 See Hello Alice, “The LGBTQ+ Economy. A Closer Look at the Trends and Triumphs of New Majority Small Business Owners in 2022,” (June 2022) at 12, available at https://helloalice.com/wp-content/uploads/2022/06/LGBTQ-Economy-Report_Update.pdf.
- 257 *Id.* at 11.
- 258 See Federal Reserve Banks, “2023 Report on Employer Firms: Findings from the 2022 Small Business Credit Survey,” *supra* note 9. Data from Excel “LGBTQ+ ownership” tab, question “Actions taken in response to financial challenges.”
- 259 See Spencer Watson, *et al.*, “LGBTQ-Owned Small Businesses in 2021. The Financial Health & Needs of LGBTQ Firms in the Small Business Credit Survey,” *Center for LGBTQ Economic Advancement & Research and Movement Advancement Project*, (July 20, 2022) at 10, available at <https://lgbtq-economics.org/wp-content/uploads/2022/08/LGBTQ-Owned-Small-Businesses-in-2021-July-2022.pdf>.
- 260 See Spencer Watson, *et al.*, “The LGBTQI+ Economic and Financial (LEAF) Survey. Understanding the Financial Lives of LGBTQI+ People in the United States,” (Mar. 6, 2023) at 12, available at <https://lgbtq-economics.org/wp-content/uploads/2023/03/LEAF-Survey-Report-March-2023.pdf>.
- 261 See StartOut, “2023 State of LGBTQ+ Entrepreneurship Report,” (Sept. 26, 2023) at 2, available at <https://startout.org/wp-content/uploads/2023/09/2023-State-of-LGBTQ-Entrepreneurship-Report.pdf>.
- 262 See Federal Reserve Banks, “2023 Report on Employer Firms. Findings from the 2022 Small Business Credit Survey,” *supra* note 9. Data from Excel “LGBTQ+ ownership” tab, question “Equity investments.”
- 263 See StartOut, *supra* note 261, at 2.
- 264 *Id.*
- 265 *Id.* Startups raised at least \$250K in funding between 2000-2022.
- 266 See Morgan Stanley, “Broadening the Spectrum of Investing: Opportunities and Demand for Investing in LGBTQ+ Equity & Inclusion,” (June 2023) at 2, available at https://www.morganstanley.com/content/dam/msdotcom/en/assets/pdfs/MorganStanley_Broadening_the_Spectrum_of_Investing_LGBTQ_Investing.pdf.
- 267 See Diego Mariscal, “Entrepreneurship is a pathway for founders with disabilities to address wealth and employment gaps,” Kauffman Foundation, (Oct. 26, 2022) available at <https://www.kauffman.org/currents/2gether-international-entrepreneurs-with-disabilities/>.
- 268 See United States Census Bureau, “American Community Survey,” (accessed Nov. 30, 2023) at Table S1810: Disability Characteristics, available at <https://data.census.gov/table?q=S1810>.
- 269 See U.S. Bureau of Labor Statistics, “Economic News Release. Persons with a Disability: Labor Force Characteristics Summary,” (Feb. 23, 2023) available at <https://www.bls.gov/news.release/disabl.nr0.htm>.

Contents

MISSION | Who We Are

DATA | State of Capital Formation

POLICY | Recommendations

ADVOCACY | What We Do

COMMITTEE | Highlights

ENDNOTES | All the Details

1-21	192-209
22-52	210-237
53-67	238-269
68-85	270-291
86-118	292-305
119-136	306-329
137-146	330-347
147-172	348-378
173-191	379-384

OFFICE | Meet the Team

- 270 See United States Census Bureau data (accessed Dec. 10, 2023) available at <https://data.census.gov/ndat/#/search?ds=ACSPUMS1Y2022&cv=DIS&rv=COW&wt=PWGTP>. Small Businesses include “Self-employed in own not incorporated business, professional practice, or farm” and “Self-employed in own incorporated businesses, professional practice or farm.” See U.S. Small Business Administration Office of Advocacy, *supra* note 4.
- 271 See John Kitching, “Entrepreneurship and Self-Employment by People with Disabilities,” *OECD Project on Inclusive Entrepreneurship*, (Oct. 4, 2023) at 8, available at <https://www.oecd.org/cfe/leed/background-report-people-disabilities.pdf>; National Disability Institute, “Small Business Ownership by People with Disabilities. Challenges and Opportunities,” (Apr. 2022) available at <https://www.nationaldisabilityinstitute.org/wp-content/uploads/2022/07/ndi-small-business-research-report.pdf>; Diego Marsical, *supra* note 267.
- 272 See Federal Reserve, “Economic Well-Being of U.S. Households in 2022,” (May 2023) at 39, available at <https://www.federalreserve.gov/publications/files/2022-report-economic-well-being-us-households-202305.pdf>.
- 273 See Access2funding!, “Transforming Opportunities & Outcomes for Disabled Entrepreneurs,” available at <https://static1.squarespace.com/static/619e1d7a522f9748f55d6a17/t/638b7007b3b4ae3a0159b28e/1670082578331/Access2Funding.pdf>. Note this data is a survey of entrepreneurs who are disabled the United Kingdom.
- 274 See National Disability Institute, “Small Business Ownership by People with Disabilities. Challenges and Opportunities,” *supra* note 271, at 17.
- 275 *Id.* at 23.
- 276 *Id.* at 19.
- 277 See United States Census Bureau, “2019 Annual Business Survey,” available at https://data.census.gov/table?q=ab1900*&tid=ABSNESSD2019.AB1900NESD01&nkd=YEAR~2019. Collected 6/27/2023. Business ownership is defined as having 51 percent or more of the stock or equity in the business.
- 278 *Id.* Collected 6/27/2023. Business ownership is defined as having 51 percent or more of the stock or equity in the business. Veteran business owners employ roughly 3,966,417 people.
- 279 See D’Aniello Institute for Veterans & Military Families, “2021 National Survey of Military-Affiliated Entrepreneurs,” (Apr. 2022) at 44, 50, available at https://ivmf.syracuse.edu/wp-content/uploads/2022/05/2021-National-Survey-of-Military-Affiliated-Entrepreneurs-Research-Report_FINAL-FINAL-ua.pdf; D’Aniello Institute for Veterans & Military Families, “2022 National Survey of Military-Affiliated Entrepreneurs,” (Mar. 2023) available at https://surface.syr.edu/cgi/viewcontent.cgi?article=1405&context=ivmf&_gl=1*_606i44*_ga*OTeyMzMzMzgz3LjE2OTkwNDIwMjQ*_ga_QT13NN6N9S*MTY5OTA0MjAyNC4xLjEuMTY5OTA0MzM4NS4xOC4wLjA.
- 280 See D’Aniello Institute for Veterans & Military Families, “2021 National Survey of Military-Affiliated Entrepreneurs,” *supra* note 279, at 60.
- 281 See Federal Reserve Banks, “2023 Report on Employer Firms. Findings from the 2022 Small Business Credit Survey,” *supra* note 9. Data from Excel “Veteran ownership” tab, question “Equity investments.”
- 282 See Deloitte, Venture Forward and NVCA, *supra* note 197, at 27.
- 283 See Federal Reserve Banks, “2023 Report on Employer Firms. Findings from the 2022 Small Business Credit Survey,” *supra* note 9. Data from Excel “Employer firms” tab, question “Natural disaster related losses”; Federal Reserve Banks, “Small Business Credit Survey. 2022 Report on Employer Firms,” *supra* note 9. Data from Excel “Employer firms” tab, question “Natural disaster-related losses”.
- 284 This statistic is based on a Federal Reserve sample of small businesses in New York, New Jersey, and Connecticut. See Asani Sarkar, “Small Business Recovery after Natural Disasters in the Fed’s Second District,” (Nov. 16, 2023) available at <https://libertystreeteconomics.newyorkfed.org/2023/11/small-business-recovery-after-natural-disasters-in-the-feds-second-district/>.
- 285 See Federal Reserve Banks, “2023 Report on Employer Firms. Findings from the 2022 Small Business Credit Survey,” *supra* note 9. Data from Excel “Race, ethnicity of owner(s) tab”, question “Natural disaster related losses.”
- 286 See <https://www.ncdc.noaa.gov/billions/>; see also <https://www.ncei.noaa.gov/access/billions/events>. Note that NOAA tracks events on a calendar basis, and we have combined natural disaster events that straddle calendar years.
- 287 During the time period October 1, 2022 through September 30, 2023. See <https://www.ncei.noaa.gov/access/billions/events>.
- 288 See Federal Reserve Banks, “2023 Report on Employer Firms. Findings from the 2022 Small Business Credit Survey,” *supra* note 9. Data from Excel “Disaster-impacted firms” tab, question “Actions taken in response to financial challenges” for firms that “Suffered natural disaster-related losses.”
- 289 *Id.* Data from Excel “Disaster-impacted firms” tab, question “Share of financing applicants that sought an equity investment” for firms that “Suffered natural disaster-related losses.”
- 290 See Asani Sarkar, *supra* note 284.
- 291 Data from the 2020 5-year American Community Survey (ACS) was used by DERA to estimate the population in zip codes affected by the natural disasters as described in *infra* note 292. However, certain zip codes were identified as missing population values, so the percentage is likely underestimated.

Contents

MISSION | Who We Are

DATA | State of Capital Formation

POLICY | Recommendations

ADVOCACY | What We Do

COMMITTEE | Highlights

ENDNOTES | All the Details

1-21	192-209
22-52	210-237
53-67	238-269
68-85	270-291
86-118	292-305
119-136	306-329
137-146	330-347
147-172	348-378
173-191	379-384

OFFICE | Meet the Team

292 This graphic is based on DERA data. Evaluated from July 1, 2020 to June 30, 2023 using zip codes affected by natural disasters, excluding COVID-19 Pandemic. Zip codes designated as affected are defined as having one or more residents approved for housing assistance under FEMA's IHP program for natural disasters with classifications of Major Disaster Declaration and incident start dates between July 1, 2020 and June 30, 2023, updated on September 15, 2023. The classification method for disaster areas is based on the methodology in the "2017 Small Business Credit Survey – Report on Disaster-Affected Firms," Federal Reserve Banks of Dallas, New York, Richmond, and San Francisco, *available at* <https://www.newyorkfed.org/medialibrary/media/smallbusiness/2017/SBCS-Report-on-Disaster-Affected-Firms.pdf>.

293 Based on DERA data between July 1, 2020 through June 30, 2023 using zip codes affected by natural disasters as described in *supra* note 292 for offerings conducted under Regulation D, Regulation A, and Regulation Crowdfunding and registered equity offerings by small public companies. *See* note 57 for a description of the methodology used to estimate these offerings and issuers and capital raised. Small public companies include U.S. public companies with a size less than or equal to \$250 million on the date of the offering, calculated by multiplying price of the company's stock at the close of the day of the offering by the number of outstanding shares on the day of the offering. *See supra* note 144 for a description of how these amounts were estimated.

294 *Id.*

295 *See* Federal Reserve Banks, "2023 Report on Employer Firms. Findings from the 2022 Small Business Credit Survey," *supra* note 9. Data from Excel "Geography" tab, question "Number of employees" for "rural" firms."

296 *See* Daniel Wilmoth, PhD, "Small Business Facts. Small Businesses in Rural Areas," *U.S. Small Business Administration Office of Advocacy*, (Aug. 2023) *available at* <https://advocacy.sba.gov/wp-content/uploads/2023/08/Fact-Sheet-Small-Business-in-Rural-Areas-508c.pdf>.

297 *See* Federal Reserve Banks, "2023 Report on Employer Firms. Findings from the 2022 Small Business Credit Survey," *supra* note 9. The percentage of U.S. Rural Small Businesses is a percentage of the total U.S. rural small businesses broken down by Census division. The U.S. Rural Small Businesses total 100%. The percentage of small businesses in the region is the percentage of small business that are rural as compared to all small businesses within each individual Census division. The Small Businesses in the Region data is from data appendix Excel "Census Division" tab column "Geography." The aggregate percentages of the Small Businesses in the Region will not total 100%.

298 *See* Main Street Americas, "Entrepreneurial Ecosystems," (accessed Dec. 11, 2023) *available at* <https://www.mainstreet.org/howwecanhelp/resourcecenter/entrepreneurialecosystems>; *See also* Main Street America, "Announcing the Equitable Entrepreneurial Ecosystems for Rural Main Streets Program Grantees," (Mar. 27, 2023) *available at* <https://www.mainstreet.org/blogs/national-main-street-center/2023/03/27/announcing-the-equitable-entrepreneurial-ecosystem>.

299 *See* Federal Reserve Banks, "2023 Report on Employer Firms. Findings from the 2022 Small Business Credit Survey," *supra* note 9. Data from Excel "Geography" tab, question "Financial Services Provider" for "rural" firms.

300 *See* Consumer Financial Protection Bureau, "CFPB Releases Report on Financial Challenges Facing Rural Communities. Many rural communities are "banking deserts," (Apr. 19, 2022) *available at* <https://www.consumerfinance.gov/about-us/newsroom/cfpb-releases-report-on-financial-challenges-facing-rural-communities/>.

301 *See* Federal Reserve Banks, "2023 Report on Employer Firms. Findings from the 2022 Small Business Credit Survey," *supra* note 9. Data from Excel "Geography" tab, question "Equity investments. The overall percentage of small businesses seeking external capital that sought equity financing was 4% in 2022 and 6% in 2021. *See* Federal Reserve Banks, "Small Business Credit Survey. 2021 Report on Employer Firms," (2021) *available at* <https://www.fedsmallbusiness.org/survey/2021/report-on-employer-firms>. Data from Excel "Geography" tab, question "Financing and credit products sought."

302 *See* Federal Reserve Banks, "Small Business Credit Survey. 2022 Report on Employer Firms," *supra* note 9. Data from Excel "Geography" tab, question "Type of financing applied for."

303 *See* U.S. Securities and Exchange Commission, "Accessing the Public Markets: Becoming and Staying a Public Reporting Company," (accessed Dec. 5, 2023) *available at* <https://www.youtube.com/watch?v=wqekOFREtFM&t=1816s> (starting at 30:50).

304 Data from the 2020 5-year American Community Survey (ACS) was used by DERA to estimate the population in zip codes in rural areas. Classification of rural areas are based on the updated list of 2023 End of Year rural area zip codes from the Center for Medicare & Medicaid Services *available at* <https://www.cms.gov/Medicare/Medicare-Fee-for-Service-Payment/FeeScheduleGenInfo>.

305 *See* Federal Reserve Banks, "2023 Report on Employer Firms. Findings from the 2022 Small Business Credit Survey," *supra* note 9, at 24.

Contents

MISSION | Who We Are

DATA | State of Capital Formation

POLICY | Recommendations

ADVOCACY | What We Do

COMMITTEE | Highlights

ENDNOTES | All the Details

1-21	192-209
22-52	210-237
53-67	238-269
68-85	270-291
86-118	292-305
119-136	306-329
137-146	330-347
147-172	348-378
173-191	379-384

OFFICE | Meet the Team

- 306 Based on DERA data between July 1, 2020 through June 30, 2023 for offerings conducted under Regulation D, Regulation A, and Regulation Crowdfunding and registered equity offerings by small public companies. Classification of rural areas are based on the updates list of 2022 End of Year rural area zip codes from the Center for Medicare & Medicaid Services, as described in *supra* note 304. *See* note 57 for a description of the methodology used to estimate these offerings and issuers and capital raised. Small public companies include U.S. public companies with a size less than or equal to \$250 million on the date of the offering, calculated by multiplying price of the company's stock at the close of the day of the offering by the number of outstanding shares on the day of the offering. *See supra* note 144 for a description of how these amounts were estimated.
- 307 *Id.*
- 308 *See, e.g.*, “Diverse Founders and Investors” section of the Report above, at 50.
- 309 *See, e.g.*, “Women Business Owners and Investors” section of the Report above, at 40, 45-46, and 48 and “Diverse Business Owners and Investors” section of the Report above, at 54 and 58.
- 310 *See, e.g.*, “Small and Emerging Businesses and Exempt Offering Data” section of the Report above, at 14-16.
- 311 *See e.g.*, “Small and Emerging Businesses and Exempt Offering Data” section of the Report above, at 6.
- 312 *See e.g.*, “Small and Emerging Businesses and Exempt Offering Data” section of the Report above, at 8.
- 313 *See, e.g.*, “Women Founders and Investors” section of this Report above, at 42-43 and “Diverse Founders and Investors” section of the Report above, at 56.
- 314 *See, e.g.*, “Women Founders and Investors” section of this Report above, at 42 and “Diverse Founders and Investors” section of the Report above, at 56.
- 315 *See, e.g.*, “Diverse Founders and Investors” section of the Report above, at 59; Office of the Advocate for Small Business Capital Formation Annual Report Fiscal Year 2022, *supra* note 54, Minority Business Owners and Investors” section at 60.
- 316 *See* What is the role of accredited investors?, *available at* <https://www.sec.gov/education/capitalraising/building-blocks/accredited-investor>.
- 317 *See, e.g.*, “Diverse Founders and Investors” section of the Report above, at 52.
- 318 *Id.* at 58.
- 319 *Id.* at 52.
- 320 *Id.* at 53-54.
- 321 *See e.g.*, “Small and Emerging Businesses and Exempt Offering Data” section of the Report above, at 17; “Office of the Advocate for Small Business Capital Formation Annual Report Fiscal Year 2022,” *supra* note 54, Small and Emerging Businesses” section, at 18.
- 322 *See, e.g.*, “Small and Emerging Businesses and Exempt Offering Data” section of the Report above, at 17-18.
- 323 *See* Transcript of the SEC 42nd Annual Small Business Forum, *Exploring the Early-Stage Landscape: Trends and Strategies in Capital Raising*, (Apr. 24, 2023) at 50-51, *available at* <https://www.sec.gov/files/day-1-exploring-early-stage-landscape.pdf>.
- 324 *See* Office of Information and Regulatory Affairs, Office of Management and Budget, U.S. Securities and Exchange Commission Agency Rule List (Fall 2023), at https://www.reginfo.gov/public/do/eAgendaMain?operation=OPERATION_GET_AGENCY_RULE_LIST¤tPub=true&agencyCode=&showStage=active&agencyCd=3235&csrf_token=A318F164A593D6D0B8761068BB1EB5F44622C83C4E9F63A49E48568CA42DF3EC3626E2D98EBE774CCEBB3B6BA96DFA0ED95E.
- 325 *See* Dodd-Frank Wall Street Reform and Consumer Protection Act, Pub. L. No. 111-203, 124 Stat. 1376 (2010) *available at* <https://www.govinfo.gov/app/details/PLAW-111publ20>.
- 326 *See, e.g.*, Office of the Advocate for Small Business Capital Formation Annual Report Fiscal Year 2022, *supra* note 54, “Recommendations” section at 73.
- 327 For example, discussions about the private market should separately assess use by operating companies and by pooled funds given the differences in those two markets.
- 328 *See* “Small and Emerging Businesses and Exempt Offering Data” section of this report above at 19; *see also* page 16 for the share raised by U.S. companies (excluding pooled funds).
- 329 Based on DERA data. *See supra* note 57 for a description of how these amounts were estimated. This number includes \$2.0 trillion raised by pooled funds that indicated that they were excluded from the Investment Company Act under Section 3(c)(7) as well as \$359 billion raised by funds that indicated that they were excluded from the Investment Company Act under Section 3(c)(7) and Section 3(c)(1).

Contents

MISSION | Who We Are

DATA | State of Capital Formation

POLICY | Recommendations

ADVOCACY | What We Do

COMMITTEE | Highlights

ENDNOTES | All the Details

1-21	192-209
22-52	210-237
53-67	238-269
68-85	270-291
86-118	292-305
119-136	306-329
137-146	330-347
147-172	348-378
173-191	379-384

OFFICE | Meet the Team

- 330 3(c)(7) funds are limited to “qualified purchasers,” investors who must meet financial and sophistication standards that are much higher than those in the accredited investor definition. See <https://www.sec.gov/education/glossary/jargon-z#QP>. For example, an individual may be a qualified purchaser if the investor owns \$5 million or more in investments, and an entity may qualify if it owns and invests on a discretionary basis at least \$25 million in investments. For more detail on 3(c)(7) and 3(c)(1) funds, See How do private funds provide capital to early-stage companies?, available at <https://www.sec.gov/education/capitalraising/building-blocks/private-fund>.
- 331 Based on DERA data. See *supra* note 57 for a description of how these amounts were estimated. In addition to the \$130 billion raised by 3(c)(1) funds and \$2.3 trillion raised by 3(c)(7) funds, an additional \$118 billion was raised by other private funds.
- 332 See, e.g., “Small and Emerging Businesses and Exempt Offering Data” section of the Report above, at 14. While Section 4(a)(2) of the Securities Act is not separately estimated within “Other Exempt Offering” estimates, it is our understanding that many Rule 144A offerings are initially done under Section 4(a)(2) or Regulation S, neither of which have an associated filing with the Commission.
- 333 See, e.g., “Small and Emerging Businesses and Exempt Offering Data” section of the Report above, at 19.
- 334 See, e.g., Letter from the SEC Small Business Advisory Committee to Chair Gary Gensler (Mar. 12, 2022) available at <https://www.sec.gov/spotlight/sbcfac/sbcfac-accredited-investor-recommendation-021022.pdf>; Transcript of the Small Business Capital Formation Advisory Committee Meeting, (November 29, 2023) available at <https://www.sec.gov/files/sba-committee-meeting-transcript-11292023.pdf>; Investor Advisory Committee webcast (Sep. 21, 2023) available at https://www.youtube.com/watch?v=x3PAWKr_Lyk; SEC, “Report on the 42nd Annual Small Business Forum,” (Sep. 26, 2023) at 9. available at [sec.gov/files/2023_oasb_annual_forum_report_508.pdf](https://www.sec.gov/files/2023_oasb_annual_forum_report_508.pdf).
- 335 See, e.g., “Diverse Founders and Investors” section of the Report above, at 52.
- 336 See, e.g., Letter from the SEC Small Business Advisory Committee, *supra* note 334.
- 337 See, e.g., “Rural Communities” section of the Report above, at 66-67.
- 338 Under the COVID-19 relief in place from May 4, 2020 through August 28, 2022, issuers offering \$250,000 or less in a 12-month period could fulfill the financial statement requirements by providing financial statements of the issuer and certain information from the issuer’s Federal income tax returns, both certified by the principal executive officer. Currently, for offerings of greater than \$124,000 and up to \$618,000, or for first Crowdfunding offerings of up to \$1,235,000, the issuer must provide financial statements that have been reviewed by a public accountant that is independent of the issuer.
- 339 This would be consistent with the COVID-19 relief offered by the Commission from May 4, 2020 through August 28, 2022. See Temporary Amendments to Regulation Crowdfunding, Rel. No. 33-10781 (May 4, 2020), available at <https://www.sec.gov/files/rules/interim/2020/33-10781.pdf> and Temporary Amendments to Regulation Crowdfunding; Extension, Rel. No. 33-10829 (Aug. 28, 2020), available at <https://www.sec.gov/files/rules/interim/2020/33-10829.pdf>.
- 340 See, e.g., “Small and Emerging Businesses and Exempt Offering Data” section of the Report above, at 18.
- 341 *Id.* at 14-16.
- 342 See e.g., “Small and Emerging Businesses and Exempt Offering Data” section of the Report above, at 17; See also, e.g., “Office of the Advocate for Small Business Capital Formation Annual Report Fiscal Year 2022,” *supra* note 54, “Small and Emerging Businesses” section at 18.
- 343 See, e.g., “Small and Emerging Businesses and Exempt Offering Data” section of the Report above, at 17.
- 344 Currently, for offerings of greater than \$124,000 and up to \$618,000, or for a first crowdfunding offering of up to \$1,235,000, the issuer must provide financial statements that have been reviewed by a public accountant that is independent of the issuer.
- 345 See 17 CFR 227.100(b)(3) available at <https://www.ecfr.gov/current/title-17/chapter-II/part-227>.
- 346 See “Facilitating Capital Formation and Expanding Investment Opportunities by Improving Access to Capital in Private Markets,” Release Nos. 33-10884; 34-90300; IC-34082; File No. S7-05-20 (Nov. 2, 2020), available at <https://www.sec.gov/rules/final/2020/33-10884.pdf>.
- 347 See Transcript of the 42nd Annual SEC Small Business Forum “Building Entrepreneurial Ecosystems: Laying the Groundwork to Support small Businesses and their Investors” (Apr. 25, 2023) at 18, available at <https://www.sec.gov/files/day-2-building-entrepreneurial-ecosystems.pdf>.

Contents

MISSION | Who We Are

DATA | State of Capital Formation

POLICY | Recommendations

ADVOCACY | What We Do

COMMITTEE | Highlights

ENDNOTES | All the Details

1-21	192-209
22-52	210-237
53-67	238-269
68-85	270-291
86-118	292-305
119-136	306-329
137-146	330-347
147-172	348-378
173-191	379-384

OFFICE | Meet the Team

- 348 See “Notice of Proposed Exemptive Order Granting Conditional Exemption from the Broker Registration Requirements of Section 15(a) of the Securities Exchange Act of 1934 for Certain Activities of Finders,” Release No. 34-90112; File No. S7-13-20, (Oct. 13, 2020) at 4, *available at* <https://www.sec.gov/rules/exorders/2020/34-90112.pdf>.
- 349 *Id.* at 15. Market participants look to staff guidance when trying to determine whether broker registration is required.
- 350 See, e.g., “Women Business Owners and Investors” section of the Report above, at 39-49, “Diverse Business Owners and Investors” section of the Report above, at 50-61, and “Rural Communities” section of the Report above, at 66.
- 351 See, e.g., “Diverse Business Owners and Investors” section of the Report above, at 54.
- 352 See Brian Beckon, “New Rules for Finders? Not So Fast...,” *Cutting Edge Capital* (May 9, 2022) *available at* <https://www.cuttingedgecapital.com/new-rules-for-finders-not-so-fast/>.
- 353 See “Notice of Proposed Exemptive Order Granting Conditional Exemption from the Broker Registration Requirements of Section 15(a) of the Securities Exchange Act of 1934 for Certain Activities of Finders,” *supra* note 348.
- 354 See Office of Information and Regulatory Affairs, Office of Management and Budget, U.S. Securities and Exchange Commission Agency Rule List (Fall 2023), *supra* note 324.
- 355 See “What happens if a startup does not comply with securities laws?,” *available at* <https://www.sec.gov/education/capitalraising/building-blocks/noncompliance>; “What is a broker dealer?,” *available at* <https://www.sec.gov/files/oasb-broker-dealer-building-block.pdf>.
- 356 See Deloitte, *Venture Forward and NVCA*, *supra* note 197, at 8.
- 357 See “Mature and Later-Stage Business” section of the Report above, at 27.
- 358 *Id.* at 24.
- 359 See “Mature and Later-Stage Business” section of the Report above, at 27; *See also* Letter from the SEC Small Business Capital Formation Advisory Committee to Chair Gary Gensler, (Feb. 28, 2023) at 3, *available at* <https://www.sec.gov/files/committee-perspectives-letter-022823.pdf>.
- 360 See, e.g., “Mature and Later-Stage Business” section of the Report above, at 23 and “Initial Public Offerings and Small Public Companies” section of the Report above, at 32.
- 361 See, e.g., “Women Founders and Investors” section of the Report above, at 49, and “Diverse Founders and Investors” section of the Report above, at 56.
- 362 See, e.g., “Women Founders and Investors” section of the Report above, at 48, and “Diverse Founders and Investors” section of the Report above, at 59; Office of the Advocate for Small Business Capital Formation Annual Report Fiscal Year 2022, *supra* note 54, “Minority Business Owners and Investors” section at 60.
- 363 See, e.g., “Diverse Founders and Investors” section of the Report above, at 59.
- 364 See e.g., Von Bryant, *et al.*, “Five things to know regarding American Alliance for Equal Rights v. Fearless Fund”, *Westlaw Today*, (Aug. 22, 2023) *available at* <https://today.westlaw.com/Document/Ic82eb8c1412311ee8921fbef1a541940/View/FullText.html>.
- 365 See Dominic Madori Davis, “Fearless Fund’s Arian Simone on why a downturn is business as usual for minority founders,” (June 15, 2022) *available at* <https://techcrunch.com/2022/06/15/fearless-funds-arian-simone-on-why-a-downturn-is-business-as-usual-for-minority-founders/>.
- 366 See Office of the Advocate for Small Business Capital Formation Annual Report Fiscal Year 2022, *supra* note 54, at 78-80.
- 367 Over the past five years, the amount of capital – or “dry powder” – ready to be invested by VCs has continued to increase. In 2022, it reached \$280 billion, 61% of which is concentrated in mega-funds with \$500 million or more in commitments. See, “Mature and Later-Stage Business” section of the Report above, at 26.
- 368 For information on the Section 3(c)(1) exemption from the Investment Company Act of 1940, *See* “How do private funds provide capital to early-stage companies?” *available at* <https://www.sec.gov/education/capitalraising/building-blocks/private-fund>.
- 369 *Id.*
- 370 See “IPOs and Small Public Companies” section of the Report above, at 30.
- 371 *Id.* at 33.
- 372 *Id.* at 36, 38.
- 373 *Id.*
- 374 *Id.* at 33-35.
- 375 See “Diverse Founders and Investors” section of the Report above, at 50-56.
- 376 See “Women Founders and Investors” section of the Report above, at 41-42.
- 377 See “Diverse Founders and Investors” section of the Report above, at 57 (there has been, however, a significant increase in African American/Black directors between 2019 and 2023); “Women Founders and Investors” section of the Report above, at 46-47.
- 378 See “Women Founders and Investors” section of the Report above, at 47.

Contents

MISSION | Who We Are

DATA | State of Capital Formation

POLICY | Recommendations

ADVOCACY | What We Do

COMMITTEE | Highlights

ENDNOTES | All the Details

1-21	192-209
22-52	210-237
53-67	238-269
68-85	270-291
86-118	292-305
119-136	306-329
137-146	330-347
147-172	348-378
173-191	379-384

OFFICE | Meet the Team

- 379 *See, e.g.*, “Insider Trading Arrangements and Related Disclosures,” Release Nos. 33-11138; 34-96492; File No. S7-20-21 (Dec. 14, 2022), *available at* <https://www.sec.gov/files/rules/final/2022/33-11138.pdf> (while the Commission did not exempt smaller reporting companies from the new disclosures, those companies would be permitted to limit their disclosures consistent with the scaled approach to their executive compensation disclosures and will benefit from a six-month transition period for compliance); “Cybersecurity Risk Management, Strategy, Governance, and Incident Disclosure,” Release Nos. 33-11216; 34-97989; File No. S7-09-22 (Jul. 26, 2023), *available at* <https://www.sec.gov/files/rules/final/2023/33-11216.pdf> (while the Commission did not exempt smaller reporting companies, those companies were provided a delayed compliance date for some of the requirements, an accommodation that was not in the proposing release).
- 380 *See, e.g.*, “Share Repurchase Disclosure Modernization,” Release No. 34-97424; IC-34906; File No. S7-21-21 (May 3, 2023), *available at* <https://www.sec.gov/files/rules/final/2023/34-97424.pdf>. *See also*, “Listing Standards for Recovery of Erroneously Awarded Compensation,” Release No. 33-11126; 34-96159; IC-34732; File No. S7-12-15 (Oct. 26, 2022), *available at* <https://www.sec.gov/files/rules/final/2022/33-11126.pdf>.

- 381 *See* Transcript of the 42nd Annual SEC Small Business Forum, Accessing the Public Markets: Becoming and Staying a Public Reporting Company (April 27, 2023) at 66, *available at* <https://www.sec.gov/files/day-4-accessing-public-markets.pdf>.
- 382 The SEC conducts the Forum annually and prepares a report in accordance with the Small Business Investment Incentive Act of 1980 [15 U.S.C. 80c-1 (codifying section 503 of Pub. L. No. 96-477, 94 Stat. 2275 (1980))].
- 383 Committee members include the SEC’s Advocate for Small Business Capital Formation (vacant at the end of fiscal year 2023) and three non-voting members appointed by each of the SEC’s Investor Advocate, the North American Securities Administrators Association (NASAA), and the Small Business Administration, as well as an observer appointed by the Financial Industry Regulatory Authority (FINRA). These non-voting members are indicated with an asterisk.
- 384 Committee members include the SEC’s Advocate for Small Business Capital Formation (vacant at the end of fiscal year 2023) and three non-voting members appointed by each of the SEC’s Investor Advocate, the North American Securities Administrators Association (NASAA), and the Small Business Administration, as well as an observer appointed by the Financial Industry Regulatory Authority (FINRA). These non-voting members are indicated with an asterisk.

Contents

MISSION | Who We Are

DATA | State of Capital Formation

POLICY | Recommendations

ADVOCACY | What We Do

COMMITTEE | Highlights

ENDNOTES | All the Details

1-21	192-209
22-52	210-237
53-67	238-269
68-85	270-291
86-118	292-305
119-136	306-329
137-146	330-347
147-172	348-378
173-191	379-384

OFFICE | Meet the Team

As a final note to our report, please meet your SEC Small Business Advocacy Team!



AMY REISCHAUER
Acting Deputy Director



T.J. COLLINS
Attorney Detailee



JULIE ZELMAN DAVIS
Senior Special Counsel



KIM DINWOODIE
Engagement Program Strategist



PABLO ECHEVERRI
Special Counsel



COURTNEY HASELEY
Special Counsel



SARAH R. KENYON
Capital Formation Analyst



SHEEN MUNSHI
Special Counsel



VIKKI PORTER
Visual Design Strategist



JENNY RIEGEL
Policy Manager



MALIKA SULLIVAN
Executive Assistant



TODD VANLAERE
Law Clerk

Contents

MISSION | Who We Are

DATA | State of Capital Formation

POLICY | Recommendations

ADVOCACY | What We Do

COMMITTEE | Highlights

ENDNOTES | All the Details

OFFICE | Meet the Team

ABOUT THIS REPORT + ACKNOWLEDGEMENTS

This annual report of the Office of the Advocate for Small Business Capital Formation for Fiscal Year 2023 is being delivered to the Committee on Banking, Housing, and Urban Affairs of the U.S. Senate and the Committee on Financial Services of the U.S. House of Representatives in accordance with Section 4(j) of the Securities Exchange Act of 1934 (the Exchange Act), as amended by the SEC Small Business Advocate Act of 2016, 15 U.S.C. § 78d(j)(6).

Pursuant to Section 4(j)(6)(D) of the Exchange Act, this Report is provided directly to the committees of Congress without any prior review or comment from the Commission, any Commissioner, any other officer or employee of the Commission, or the Office of Management and Budget. It does not necessarily reflect the views of the Commission, the Commissioners, or staff of the Commission.

The work of the Office is possible only through the support of our talented and passionate colleagues across the agency. The Office owes special thanks to our colleagues who provided resources for this Report, including the Division of Economic and Risk Analysis for providing data to quantify the state of small business capital formation and contextualize issues, and the Office of Public Affairs for making our written product for this report visually engaging. We particularly thank the following individuals: Daniel Bresler, Juan Carlos Forero, Angela Huang, Olga Itenberg, Vladimir Ivanov, Andy Kim, Isaac Kuznits, Rey-Er Lee, Wei Liu, Chris Onrubia, Elizabeth Phillips, Zehra Sikandar, Brian Ward, Guang Yang, Jeorge Young, and Huaiqiang (John) Zheng.

OFFICE OF THE
ADVOCATE FOR SMALL
BUSINESS CAPITAL
FORMATION

U.S. Securities and
Exchange Commission

100 F Street NE
Washington, DC 20549

202.551.5407

www.sec.gov/oasb

smallbusiness@sec.gov

