

Longwei Petroleum

NYSE Amex "LPH"



Fueling China's Growth™

December 8, 2010

Forward Looking Statements

Statements contained in this presentation may be considered “forward-looking statements” within the meaning of U.S. federal securities laws. The matters discussed herein are based on current management expectations that involve risks and uncertainties that may result in such expectations not being realized. Actual outcomes and results may differ materially from what is expressed or forecasted in such forward-looking statements due to numerous potential risks and uncertainties including such risks and factors described in presentation prepared by Longwei Petroleum Investment Holding Limited (“Longwei” or the “Company”) management. Such forward-looking statements speak only as of the date on which they are made and Longwei does not undertake any obligation to update any forward-looking statements to reflect events or circumstances after the date of the presentation.

Executive Summary - “LPH”

- Leading Private-Enterprise Energy Company
- Petroleum Distributor & Wholesaler
- National Licenses – Storage & Transport
- Founded 1995 - Shanxi Province, China



Shanxi Province



Longwei Petroleum

- NYSE Amex “LPH”

Revenue Growth

FYE June 30, 2010	2011 Forecast
\$343 Million	> \$500 Million

Opportunity - “LPH”

- Growing Domestic Demand
- Straight-Forward Business Model
- 16-Years Experience & Relationships
- Industrial & Consumer Customers
- Strong Management Team
- Publicly Traded Company Compliance



Gujiao Fueling Depot



Longwei Management Team

“Critical Mass” – Solid Operating Results

Annual Growth	2008	2009	2010
Revenues (% growth)	53%	37%	74%
Assets (\$USD)	\$93M	\$120M	\$187M
LT Debt (\$USD)	\$1.5M	\$0.8M	-0-

Storage & Operations - “LPH”

▪ Taiyuan City - Storage and HQ

- 14 Storage Tanks
- 50,000 metric tons (mt)
- Operations since 1995
- Revenue Contribution > \$250M



▪ Gujiao - Storage & Customer Service

- 8 Storage Tanks
- 70,000 metric tons (mt)
- Additional 40,000mt capacity for tar
- Operation Jan. 2010
- Revenue Contribution > \$74M (1st - 6 months)
- Deployed \$14M Oct. '09 Financing for Inventory



Total Capacity - 120,000 mt



A

B

C

D

E

F

G

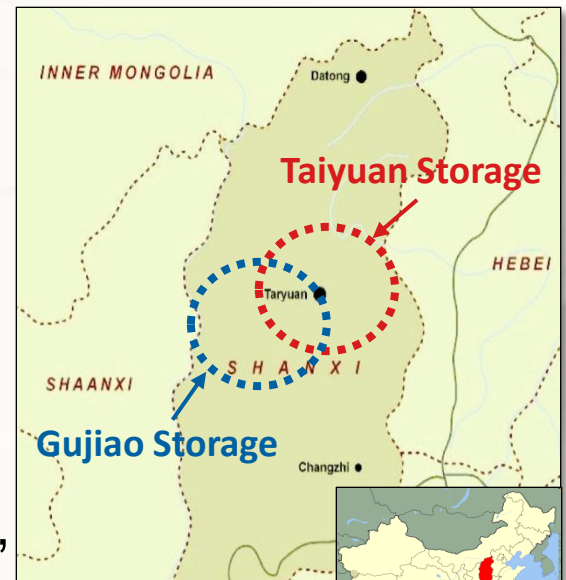
H

- A. Gujiao Rail Spur
- B. Gujiao Storage Tanks
- C. Gujiao Storage Tanks & Office
- D. Taiyuan Blending Tanks
- E. Gujiao Tanker Depot
- F. Taiyuan Control Center
- G. Taiyuan Storage Tanks
- H. Gujiao Storage Tanks

安全第一 预防为主

Shanxi Market - “LPH”

- Leading Coal Producing Region in China
- 36M Population Base
- Surrounding Provinces > 300M Population
- Heavy Industries - Coal & Chemical Production, Power Generation, Metallurgy, Mining, Mfg.
- No Pipelines or Refineries in Region



Industrial Market - “LPH”

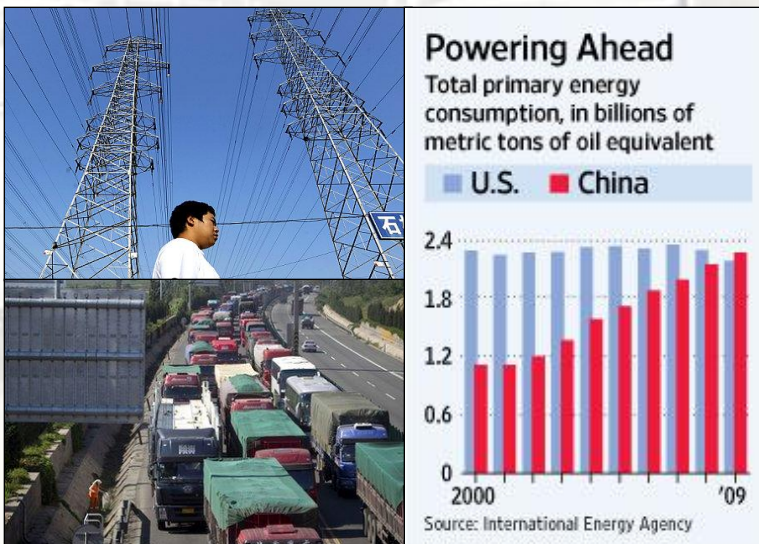

- Growing Industrial Demand
 - Coal Operations
 - Power Generation
- Provincial Consolidation of Coal Mining Operations
- China’s Coal Production to Double by 2030 - *US DOE*



- Largest Energy Consumer in the World (2/3 coal)
- Growing Industrial Base - Metallurgy, Chemical Production, Heavy Machinery, Military Operations
- Key Requirements - Reliability & Supply

Consumer Market - “LPH”

- Growing Consumer Demand
 - Automobiles
 - Power Generation
- Jan. 2009 - World’s Largest Car Market



- Per Capita Energy Usage Doubled
- *Longwei is well positioned to benefit from strong economic growth and projected growth in the demand for refined petroleum products in the PRC*

Competitive Advantages - “LPH”

- Licenses – Central Government Issued
 - Finish Oil Wholesale License – Purchase Direct from Refineries & Storage
 - Dangerous Chemicals License – Transport Petroleum Products
- Customer & Refinery Relationships – 16 Years of Operations
- Proximity to Customers
- Timely Delivery
- Flexible Customer Service
- Quality Assurance & Testing
- Largest Private Wholesaler
- Regional Economic Growth
- Industry Consolidation



Product Revenues - “LPH”

- Direct Sales to Commercial, Industrial, Retail and Wholesale Customers throughout Shanxi Province
- Sales by Product Line:

Product Line	FY2010	FY2009
Total Revenues	\$343M	\$196M
Diesel	43.6%	47.1%
Gasoline	47.1%	40.9%
Fuel Oil	1.8%	3.0%
Solvents	1.8%	3.1%
Agency Fee	<u>5.6%</u>	<u>5.9%</u>
TOTAL	100%	100%

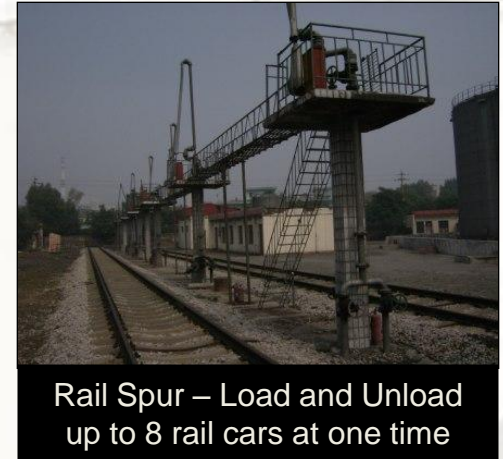
No customer accounted for > 10% of Total Revenues or A/R

- Agency Fees - Allow Other Intermediaries to Purchasing Petroleum Products Directly from Refineries under Longwei License



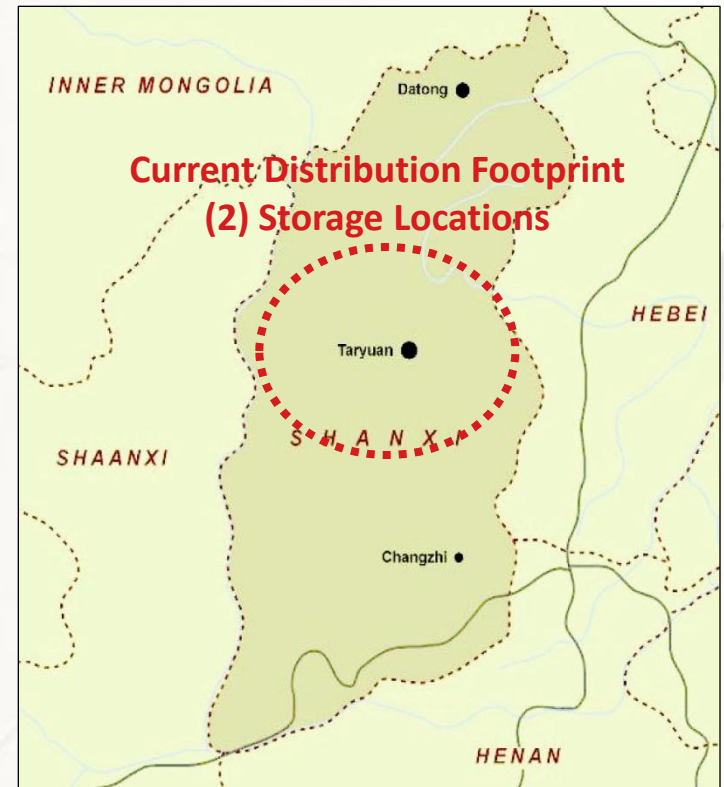
Supplier Relationships - “LPH”

- Direct Purchase from PRC Refineries
 - Diesel
 - Gasoline
 - Fuel Oil
 - Solvents
- Advances to Suppliers
 - Right to Buy – Refineries “Hold” Product
 - Ability to Ramp-Up Inventory Prior to Price Increase
 - Strong Refinery Relationships
- Wholesale Price Controls – 22-Day “Look Back” at a Basket of International Prices (Reset Prices Anticipated in Advance)
- 5 suppliers > 10%, but none over 17% Total Purchases
- Since inception, Longwei has not experienced any difficulty in obtaining refined products in a timely manner



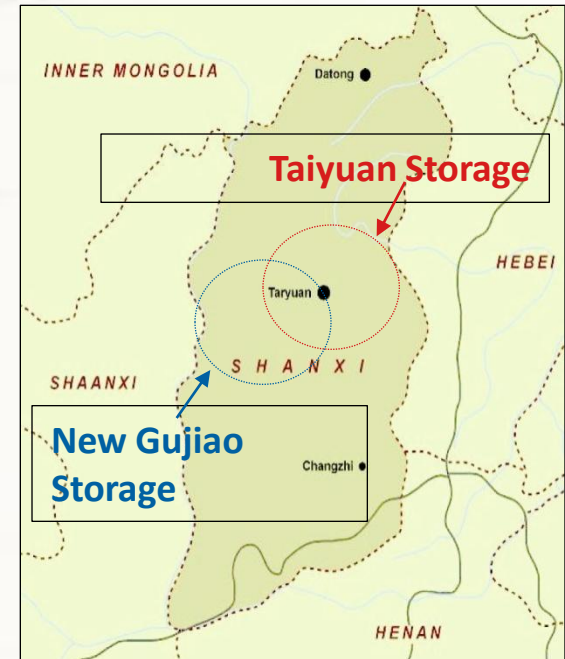
Growth Strategy - “LPH”

- Internal Growth
 - Organic from Existing Customers
 - Direct Sales Force & Customer Referrals
 - Increase Inventory Turnover
- Geographic Expansion
 - Location – Proximately to Customers
 - Timely Delivery & Customer Service
- Vertical Expansion
 - Upstream Opportunities
 - Additional Control Over Supply



Expansion Leads to Growth - “LPH”

- Geographic Expansion – Gujiao Facility
- Located 50 km from Taiyuan
- Key Industrial Center
- Purchase Existing Distributor Site & Retrofit
- Invest \$14M from Oct. ‘09 Financing
- 1st 9-Mo. Revenues - \$115M
- Close Proximity to Large Customers
- More Than Doubled Company Capacity



Projected Financials - "LPH"

Summary Operating Results	<u>2008</u>	<u>2009</u>	<u>2010</u>	<u>2011</u>
(US\$ in Millions)	(Audited)	(Audited)	(Audited)	(Projected)
Total Revenues	\$143.8	\$196.8	\$343.2	\$500.0
<i>Comparable Period Percent Change</i>	53.3%	36.9%	74.4%	45.7%
Gross Profit	\$37.0	\$39.5	\$69.2	\$100.0
<i>Profit Margin</i>	25.7%	20.1%	20.2%	20.0%
Adjusted EBITDA (a)	\$30.7	\$31.8	\$65.4	\$96.0
<i>Adjusted EBITDA Margin (a)</i>	21.3%	16.4%	19.1%	19.2%
Operating Profit	\$32.1	\$31.8	\$64.4	\$94.0
<i>Operating Profit Margin</i>	22.3%	16.2%	18.8%	18.8%
Adjusted Net Income (a)	\$20.7	\$21.8	\$47.7	\$70.0
<i>Adjusted Net Income Margin (a)</i>	14.4%	11.1%	13.9%	14.0%
Adjusted EPS (a)	\$0.28	\$0.29	\$0.45	\$0.62

(a) - Adjusted for derivative accounting for change in fair market value of warrants and \$8.6M deemed dividend associated with Oct. '09 Financing. Derivative Value Subject to Year-End Stock Price Adjustment.

This financial information is qualified in its entirety by the financial information contained in the Company's public filings with the SEC.

Capital Structure - "LPH"

Summary of Fully Diluted Shares Outstanding (MM)		
Current Common Shares Outstanding (MM)	98.7	(a)
<i>12/1/2010</i>		
Common Shares Issuable Upon:		
1. Conversion of Preferred Stock (remaining balance)	2.4	(b)
2. Conversion of Warrants (remaining balance); S3	11.6	(c)
3. Other Committed	0.1	
Fully Diluted Shares Outstanding (MM)	112.8	
<i>(a) As of June 30, 2010, includes "make-good" shares of 13,499,274 returned to principles</i>		
<i>(b) Originally 13,499,274 Preferred Stock; conversion 1:1 to CS</i>		
<i>(c) Originally 14,849,201 Warrants; Exercise Price \$2.255/shares (1,295,030 warrants exercised for cash = \$2.9MM cash)</i>		
Common Shares Outstanding (MM)	98.7	100%
Less: Affiliate Shares	67.0	68%
Float (MM)	31.7	32%

Management - “LPH”

Cai Yongjun - Chairman and Chief Executive Officer

- CEO of Taiyuan Longwei since its founding in 1995
- Has over 15 years experience in the trading, storage and handling of petroleum products
- Attended Shanxi University where he majored in business administration

Xue Yongping – Director, Secretary and Treasurer

- Secretary and Treasurer of Taiyuan Longwei since November 1998
- Previously served as Deputy General Manager of Taiyuan Hua Xin Trading Company, a fuel oil distributor/wholesaler
- Received law degree from Shanxi Law School

Michael Toups – Chief Financial Officer

- Named Chief Financial Officer in June 2010
- Has 20 years of experience in accounting and corporate finance
- Publicly-traded company experience including PCAOB audits, SEC reporting & SOX
- Holds an MBA in Finance from the University of Notre Dame

Summary - “LPH”

- **Leading Private-Enterprise Energy Company**
- **Petroleum Distributor & Wholesalers in Shanxi, China**
- **Founded 1995 - Solid Relationships & Competitive Position**
- **National Licenses with 120,000mt of Storage Capacity**
- **Strong Revenue Growth 74% to \$343M in FYE2010 (audited) and 46% to \$500M in FYE2011 (projected)**
- **Expansion Opportunities - Industrial & Consumer**
- **NYSE Amex Listed – “LPH”**
- **Good Value – (1) Adjusted PE on TTM Earnings < 5x’s
(2) Book Value < 2x’s**